

U. S. DEPARTMENT OF COMMERCE

R. P. LAMONT, SECRETARY

BUREAU OF THE CENSUS

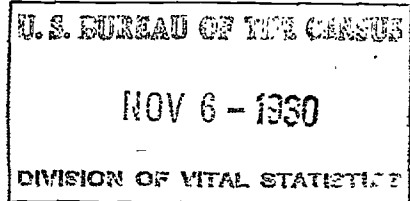
W. M. STEUART, *Director*

MORTALITY STATISTICS

1928

TWENTY-NINTH ANNUAL REPORT

RATE TABLE AND GENERAL TABLES FOR THE DEATH REGISTRATION AREA
IN CONTINENTAL UNITED STATES, WITH SUPPLEMENTAL
STATISTICS FOR HAWAII AND THE VIRGIN ISLANDS



UNITED STATES
GOVERNMENT PRINTING OFFICE
WASHINGTON: 1930

**REPORTS ON BIRTH AND MORTALITY STATISTICS ISSUED BY
THE BUREAU OF THE CENSUS**

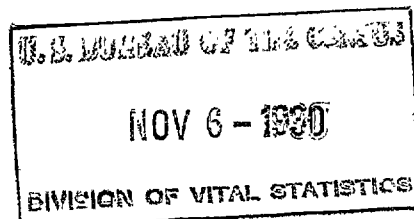
BIRTH, STILLBIRTH, AND INFANT MORTALITY STATISTICS (Annual):

Text and text tables, summary and rate tables, and general tables for the birth registration area in continental United States, with supplemental statistics for the Virgin Islands.

MORTALITY STATISTICS (Annual):

Text, summary and rate tables, and general tables for the death registration area in continental United States, with supplemental statistics for Hawaii and the Virgin Islands.

CONTENTS



TEXT

	Page		Page
INTRODUCTION.....	3	CAUSES OF DEATH—Continued.	
Extent of the registration area in 1928.....	3	Epidemic, endemic, and infectious diseases—Contd.	
Growth of the registration area: 1880 to 1928.....	3	Rabies.....	11
Deaths and crude death rates.....	4	Mycoses.....	11
Deaths by color, nativity, parent nativity, age, and sex.....	4	Cancer.....	11
Deaths of colored populations.....	6	Pellagra.....	12
CAUSES OF DEATH.....	8	Pernicious anemia.....	12
Deaths from important causes, with the per cent of each to all causes, in the registration States of 1910 and of 1920.....	8	Alcoholism and cirrhosis of the liver.....	13
Epidemic, endemic, and infectious diseases.....	10	Puerperal causes.....	14
Glanders.....	11	Accidental, other, or undefined external causes.....	18
Anthrax.....	11	Deaths from motor vehicles.....	19
		Anesthetics.....	22
		Accuracy of statistics of causes of death.....	25
		HAWAII AND VIRGIN ISLANDS.....	27

RATE TABLE

TABLE I.—Deaths (exclusive of stillbirths), and death rates per 100,000 population, from each cause, in the registration area in continental United States: 1927 and 1928.....	Page
	29

NOTE.—In the report on Mortality Statistics, 1922, and in previous annual reports there appeared tables which gave death rates per 100,000 population from important causes in each registration State and in each registration city, and from each cause in urban and rural districts of each State. These tables have been carried in manuscript for the years since to 1927, except for 1927, for cities with less than 30,000 population in 1920.

GENERAL TABLES

X TABLE 1.—Deaths (exclusive of stillbirths), by months: 1928.....	34
Deaths in the registration area and in urban and rural districts of each registration State. [Similar data for cities, which have not been shown since 1922, are retained in manuscript.]	
X TABLE 2.—Deaths (exclusive of stillbirths), by color, and by general and parent nativity of white: 1928.....	36
Deaths of white, Negroes, Indians, Chinese, Japanese, and other colored, in the registration area, and in urban and rural districts of each registration State. [Similar data for cities, which have not been shown since 1922, are retained in manuscript.]	
X TABLE 3.—Deaths (exclusive of stillbirths), by age and color: 1928.....	38
Deaths of white and colored, under 1 year of age, 1 to 4 years, and by 5-year age periods, in the registration area, and in urban and rural districts of each registration State. [Similar data for cities, which have not been shown since 1922, are retained in manuscript.]	
X TABLE 4.—Deaths (exclusive of stillbirths), by age, sex, color, and nativity of white: 1928.....	46
Deaths of white, Negroes, Indians, Chinese, Japanese, and other colored, under 1 year of age, 1 to 4 years, and by 5-year age periods, in the registration area, each registration State, and the total registration States of 1920.	
X TABLE 5.—Deaths (exclusive of stillbirths) from important causes, by color: 1928.....	64
Deaths from 33 causes, in the registration area, and each registration city, and by color for urban and rural districts of each registration State.	
X - most TABLE 6.—Deaths (exclusive of stillbirths) from each cause, in urban and rural districts: 1928.....	96
TABLE 7.—Deaths (exclusive of stillbirths) from each cause, by age, sex, and color, in the registration States (including District of Columbia): 1928.....	120
Causes of death by single years under 5 and by 5-year age periods.	
TABLE 7 A.—Deaths (exclusive of stillbirths) of Negroes, Indians, Chinese, Japanese, and other colored, from each cause by sex, in the registration States (including District of Columbia): 1928.....	144
X TABLE 8.—Deaths (exclusive of stillbirths) from each cause, by age, in the registration area and each registration State: 1928.....	147
Causes of death by single years under 5 and by 5 and 10 year age periods.	
TABLE 9.—Deaths (exclusive of stillbirths) from important causes, by age, in large cities: 1928.....	311
Deaths by single years under 5 and by 5 and 10 year age periods, in cities of 100,000 population or more on January 1, 1920.	
TABLE 10.—Deaths (exclusive of stillbirths) from important causes, by months, in each registration State: 1928.....	344
TABLE 10 A.—Deaths (exclusive of stillbirths) from important causes, by months, in large cities: 1928.....	364
Deaths in cities of 100,000 population or more on January 1, 1920.	
TABLE 11.—Deaths (exclusive of stillbirths) from important causes, for certain subdivisions of the first year of life, in large cities not in the birth registration area: 1928.....	397
Deaths in cities of 100,000 population or more on January 1, 1920.	

MAP

Growth of the registration area for deaths: 1880 to 1928.....	Page 2
---	--------

DIAGRAMS

1.—Percentages which the population and land area of the registration area in continental United States formed of the total population and land area of the United States for the years 1880, 1890, and 1900 to 1928.....	4
2.—Per cent of deaths in the registration area in continental United States, by color, by nativity of white persons, and by parent nativity of the native white: 1928.....	5
3.—Number of deaths in the registration area in continental United States at all ages, under 1 year of age, and from 1 to 4 years of age, for each year from 1900 to 1928.....	6
4.—Per cent of deaths in the registration area in continental United States under 1 year of age, from 1 to 4 years, and 5 years and over, for each year from 1900 to 1928.....	6
5.—Adjusted death rates from puerperal causes per 1,000 live births, by country of birth of mother for white, and also for total white and for total colored in the United States in the birth registration area: 1928.....	17

SUPPLEMENT

HAWAII.....	400
VIRGIN ISLANDS.....	409

APPENDIX

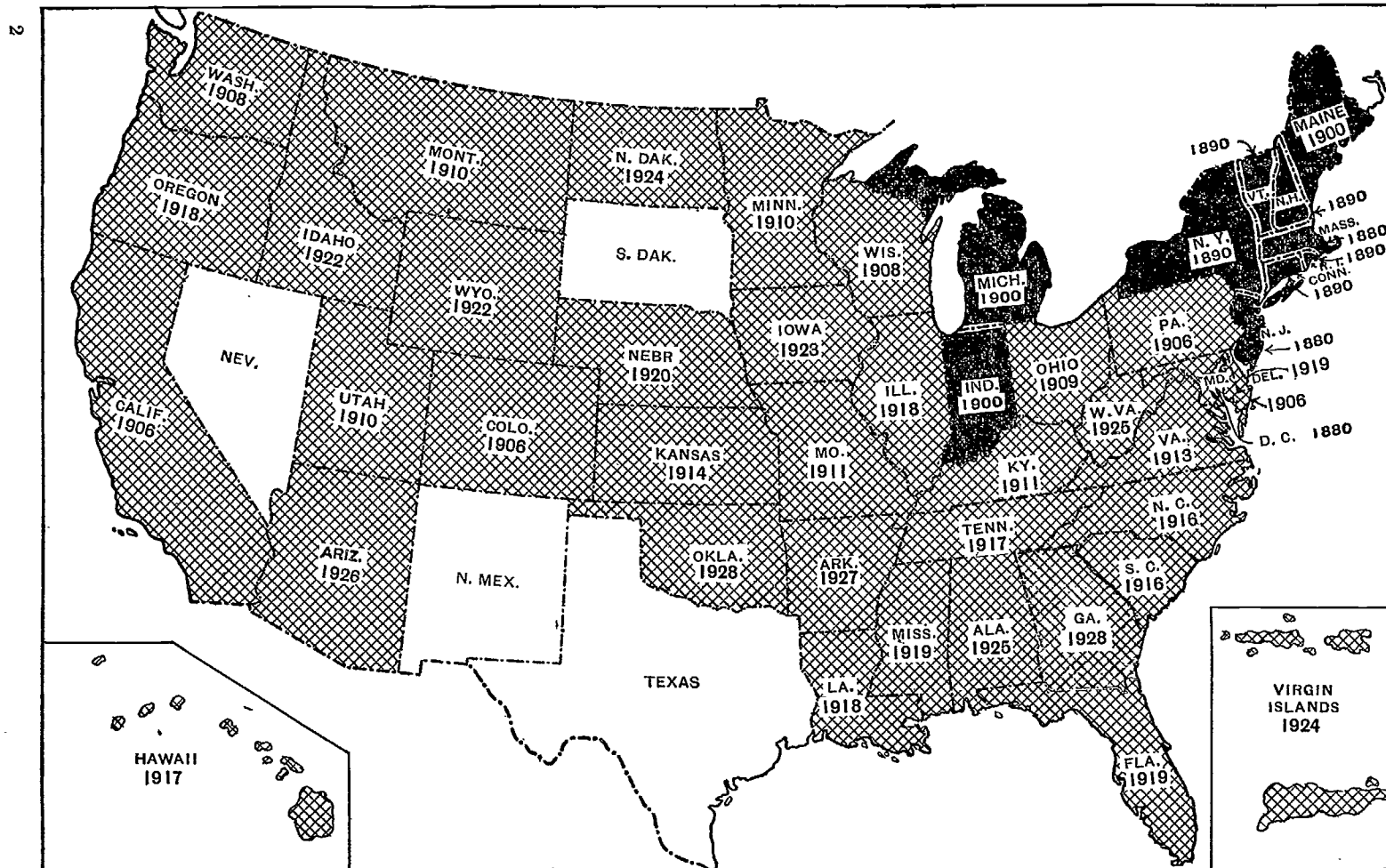
TABLE 1.—Deaths (exclusive of stillbirths) from each cause, by age, sex, and color, in the registration States of 1920 (including District of Columbia): 1928.....	414
--	-----

MORTALITY STATISTICS

1928

GROWTH OF THE REGISTRATION AREA FOR DEATHS: 1880 TO 1928

NOTE.—In addition to the registration States, the registration area for each year included certain cities in nonregistration States



ORIGINAL REGISTRATION STATES 1900

AREA ADDED SINCE 1900

STATES NOT IN REGISTRATION AREA

MORTALITY STATISTICS: 1928

INTRODUCTION

The twenty-ninth annual report of mortality statistics prepared by the Bureau of the Census, which relates to the calendar year 1928, is presented in one volume and presents text and general tables for the registration area in continental United States, the Territory of Hawaii, and the Virgin Islands.

For 1925, 1926, and 1927 the annual report was published in two parts. Part I included rate tables and general tables, and Part II the text and analysis of these statistics. The usual death rates have not been computed for 1928, as the decennial census of population, which was taken as of April 1, 1930, has not yet been tabulated, and the estimates of population on which mortality rates are based have been less satisfactory each year due to the long period since the last enumeration of the population on January 1, 1920.

The death registration area in continental United States included 95.4 per cent of the total estimated population (120,013,000), and the deaths numbered 1,378,675, corresponding to a rate of 12.0 per 1,000 population. Georgia and Oklahoma were added to the area in 1928.

This report was prepared under the direction of Dr. T. F. Murphy, chief statistician for vital statistics, assisted by Willard C. Smith, assistant chief statistician, and Clyde D. Williams and John O. Spain, junior administrative assistants.

EXTENT OF THE REGISTRATION AREA IN 1928

The registration area in 1928 included 44 States, the District of Columbia, 10 cities in nonregistration States, the Territory of Hawaii, and the Virgin Islands. These areas were admitted on the basis of approximately complete registration of deaths (at least 90 per cent of all deaths) and when the data at hand showed that the deaths were recorded properly under adequate registration laws. The States are:

Alabama.	Louisiana.	Ohio.
Arizona.	Maine.	Oklahoma.
Arkansas.	Maryland.	Oregon.
California.	Massachusetts.	Pennsylvania.
Colorado.	Michigan.	Rhode Island.
Connecticut.	Minnesota.	South Carolina.
Delaware.	Mississippi.	Tennessee.
Florida.	Missouri.	Utah.
Georgia.	Montana.	Vermont.
Idaho.	Nebraska.	Virginia.
Illinois.	New Hampshire.	Washington.
Indiana.	New Jersey.	West Virginia.
Iowa.	New York.	Wisconsin.
Kansas.	North Carolina.	Wyoming.
Kentucky.	North Dakota.	

The registration cites in nonregistration States are:

Albuquerque, N. Mex.	Beaumont, Tex.	Galveston, Tex.
Sioux Falls, S. Dak.	Dallas, Tex.	Houston, Tex.
	El Paso, Tex.	San Antonio, Tex.
	Fort Worth, Tex.	Waco, Tex.

GROWTH OF THE REGISTRATION AREA: 1880 TO 1928

The first mortality statistics published by the Federal Government related to 1850, and were for the entire United States; these statistics were based on data collected at the decennial census of that year, and decennial collections of similar statistics by census enumerators were continued through 1900; in 1880, however, there was established a registration area for deaths, and for that year, as well as for 1890 and 1900, transcripts of death certificates were received from the States and cities included in the area, in addition to enumerators' returns.

The annual collection of mortality statistics for the registration area in the United States began with the calendar year 1900.

Table A shows the States which were included in the area from 1880 to 1928; in each year there were also included qualified cities in nonregistration States. The Territory of Hawaii was added in 1917 and the Virgin Islands in 1924.

Table A	STATE	Year	STATE	Year	STATE	Year
✓	Massachusetts.....	1880	Ohio.....	1909	Nebraska.....	1920
✓	New Jersey.....		Minnesota.....	1910	Georgia ⁷	1922
✓	Dist. of Columbia ²		Montana.....		Idaho.....	
✓	Connecticut.....	1890	North Carolina ⁴		Wyoming.....	
✓	Delaware ³		Utah.....	1911	Iowa.....	1923
✓	New Hampshire.....		Kentucky.....		North Dakota.....	1924
✓	New York.....		Missouri.....		Alabama.....	1925
✓	Rhode Island.....		Virginia.....	1913	West Virginia.....	
✓	Vermont.....	1900	Kansas.....	1914	Arizona.....	1926
✓	Maine.....		North Carolina ⁶	1916	Arkansas.....	1927
✓	Michigan.....	1906	South Carolina.....	1917	Georgia ⁷	1928
✓	Indiana.....		Tennessee.....	1918	Oklahoma.....	
✓	California.....	1908	Illinois.....	1919		
✓	Colorado.....		Louisiana.....			
✓	Maryland.....	1906	Oregon.....	1919		
✓	Pennsylvania.....		Delaware.....			
✓	South Dakota ⁴	1908	Florida.....	1919		
✓	Washington.....		Mississippi.....			
✓	Wisconsin.....					

¹ Census year.

² Included in States.

³ Dropped from the area in the census year 1900.

⁴ Dropped from the area in 1910.

⁵ Included only municipalities having a population of 1,000 or more in 1900.

⁶ The remainder of the State of North Carolina was added to the registration area in 1916. (See note 5.)

⁷ Dropped from the area in 1925 when State registration law was declared unconstitutional; under a new law, the State was readmitted in 1928.

Table B shows the growth of the registration area in population and land area from 1880 to 1928.

MORTALITY STATISTICS

Table B	CONTINENTAL UNITED STATES		REGISTRATION AREA IN CONTINENTAL UNITED STATES				
	CALENDAR YEAR	Estimated population, July 1	Land area (square miles)	Estimated population, July 1		Land area	
				Number	Per cent of total	Square miles	Per cent of total
1928.....	120,013,000	2,973,776	114,495,000	95.4	2,402,433	80.8	
1927.....	118,628,000	2,973,776	108,327,000	91.3	2,274,398	76.5	
1926.....	117,136,000	2,973,776	105,167,000	89.8	2,221,892	74.7	
1925.....	115,378,000	2,973,776	103,108,000	89.4	2,108,072	70.9	
1924.....	112,078,611	2,973,776	99,200,298	88.5	2,091,456	70.3	
1923.....	110,663,502	2,973,776	96,986,371	87.6	2,021,237	68.0	
1922.....	109,248,393	2,973,776	93,241,643	85.3	1,965,589	66.1	
1921.....	107,833,284	2,978,776	88,667,602	82.2	1,726,012	58.0	
1920 ¹	106,418,175	² 2,973,776	87,486,713	82.2	1,726,012	58.0	
1919.....	105,003,065	2,973,890	85,166,043	81.1	1,649,281	55.5	
1918.....	103,587,955	2,973,890	81,333,675	78.5	1,546,166	52.0	
1917.....	102,172,845	2,973,890	74,984,498	73.4	1,349,629	45.4	
1916.....	100,757,735	2,973,890	71,349,162	70.8	1,307,819	44.0	
1915.....	99,342,625	2,973,890	67,095,681	67.5	1,228,704	41.3	
1914.....	97,927,516	2,973,890	65,813,315	67.2	1,228,644	41.3	
1913.....	96,512,407	2,973,890	63,200,625	65.5	1,147,039	38.6	
1912.....	95,097,298	2,973,890	60,359,974	63.5	1,106,777	37.2	
1911.....	93,682,189	2,973,890	59,183,071	63.2	1,106,734	37.2	
1910 ³	92,267,080	⁴ 2,973,890	53,831,742	58.3	997,978	33.6	
1909.....	90,691,354	2,974,159	50,870,518	56.1	765,738	25.7	
1908.....	89,073,360	2,974,159	46,789,913	52.5	725,117	24.4	
1907.....	87,455,366	2,974,159	43,016,990	49.2	603,151	20.3	
1906.....	85,837,372	2,974,159	41,983,419	48.9	603,066	20.3	
1905.....	84,219,378	2,974,159	34,052,201	40.4	212,744	7.2	
1904.....	82,601,384	2,974,159	33,345,163	40.4	212,744	7.2	
1903.....	80,983,390	2,974,159	32,701,083	40.4	212,762	7.2	
1902.....	79,365,396	2,974,159	32,029,815	40.4	212,762	7.2	
1901.....	77,747,402	2,974,159	31,370,952	40.3	212,770	7.2	
1900.....	75,994,575	⁶ 2,974,159	30,765,618	40.5	212,621	7.1	
1900 ⁵			28,807,269	37.9	176,878	5.9	
1890 ⁶		2,973,965	19,659,440	31.2	90,695	3.0	
1880 ⁶		2,973,965	8,538,366	17.0	16,481	0.6	

¹ Census year, enumerated population in United States, 105,710,620, Jan. 1.

² The net reduction of 114 square miles as compared with area stated by census of 1910 was due to irrigation projects.


³ Census year, enumerated population in United States, 91,972,266, Apr. 15.

⁴ The net reduction of 269 square miles as compared with area stated by census of 1900 was due to drainage of lakes and swamps in Illinois and Indiana, building of the Roosevelt and Laguna Reservoirs, and overflow of the Colorado River into the Salton Sea in California.

⁵ Census year ending May 31; enumerated population.

⁶ The increase of 194 square miles as compared with area stated by census of 1890 was due to the reclamation of part of Potomac River Flats in the District of Columbia and of part of Lake Tulare in California.

DIAGRAM 1.—PERCENTAGES WHICH THE POPULATION AND LAND AREA OF THE REGISTRATION AREA IN CONTINENTAL UNITED STATES FORMED OF THE TOTAL POPULATION AND LAND AREA OF THE UNITED STATES FOR THE YEARS 1880, 1890, AND 1900 TO 1928



DEATHS AND CRUDE DEATH RATES

The number of deaths returned from the registration area in continental United States for 1928 was 1,378,675, corresponding to a death rate of 12 per 1,000 estimated population of 114,495,000, which was 95.4 per cent of the total estimated population.

Table C shows the number of deaths and death rates from 1880 to 1928.

Table C	DEATHS FROM ALL CAUSES, ¹ REGISTRATION AREA ²		DEATHS FROM ALL CAUSES, ¹ REGISTRATION AREA ²		
	CALENDAR YEAR	Rate per 1,000 population ³	CALENDAR YEAR	Rate per 1,000 population ³	
	Number		Number		
1928	1,378,675	12.0	1912	838,251	13.9
1927	1,236,949	11.4	1911	839,284	14.2
1926	1,285,927	12.2	1910	805,412	15.0
1925	1,219,019	11.8	1909	732,538	14.4
1924	1,173,990	11.8	1908	691,574	14.8
1923	1,193,017	12.3	1907	687,034	16.0
1922	1,101,863	11.8	1906	658,105	15.7
1921	1,032,009	11.6	1905	545,533	16.0
1920	1,142,558	13.1	1904	551,354	16.5
1919	1,096,436	12.9	1903	524,415	16.0
1918	1,471,367	18.1	1902	508,640	15.9
1917	1,068,932	14.3	1901	518,207	16.5
1916	1,001,921	14.0	1900	539,939	17.6
1915	909,155	13.6	1900 ⁴	512,669	17.8
1914	898,059	13.6	1890 ⁴	386,212	19.6
1913	890,848	14.1	1880 ⁴	169,453	19.8

¹ Exclusive of stillbirths.

² In continental United States.

³ Estimated as of July 1.

⁴ Census year ending May 31.

DEATHS BY COLOR, NATIVITY, PARENT NATIVITY, AGE, AND SEX

Table D shows deaths by sex, color, nativity, and parent nativity.

Table D	DEATHS FROM ALL CAUSES (EXCLUSIVE OF STILLBIRTHS) IN THE REGISTRATION AREA IN CONTINENTAL UNITED STATES: 1928					
	Number			Distribution per 1,000		
	Total	Male	Female	Total	Male	Female
Aggregate.....	1,378,675	748,141	630,534	1,000.0	1,000.0	1,000.0
White.....	1,181,746	644,635	537,111	857.2	861.6	851.8
Native.....	898,632	481,801	416,831	651.8	644.0	661.1
Both parents native..	536,251	284,838	251,413	389.0	380.7	398.7
One or both parents foreign born.....	231,998	123,272	108,726	168.3	164.8	172.4
Parentage unknown..	130,383	73,691	56,692	94.6	98.5	89.9
Foreign-born.....	262,600	147,475	115,125	190.5	197.1	182.6
Unknown.....	20,514	15,359	5,155	14.9	20.5	8.2
Colored.....	196,929	103,506	93,423	142.8	138.4	148.2
Negro.....	190,095	99,295	90,800	137.9	132.7	144.0
Indian.....	4,224	2,121	2,103	3.1	2.8	3.3
Chinese.....	1,316	1,164	152	1.0	1.6	0.2
Japanese.....	1,097	753	344	0.8	1.0	0.5
Other colored.....	197	173	24	0.1	0.2	(?)

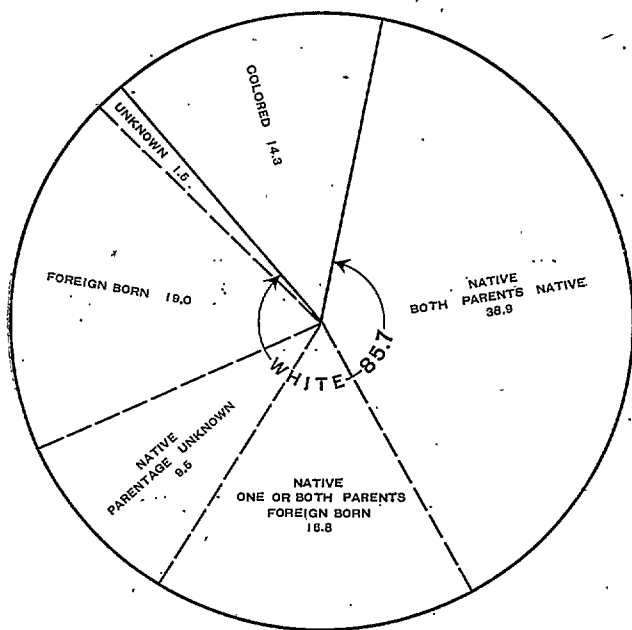
¹ Less than one-tenth of 1 per 1,000.

The 1,378,675 deaths in 1928 were distributed by sex and color as follows: Males, 54.3 per cent; females, 45.7; white, 85.7 per cent; colored, 14.3 per cent. Of the colored, the great majority, 96.5 per cent (equivalent to 13.8 per cent of the total for all races), were Negroes.

DEATHS BY AGE AND SEX

5

DIAGRAM 2.—PER CENT OF DEATHS IN THE REGISTRATION AREA IN CONTINENTAL UNITED STATES, BY COLOR, BY NATIVITY OF WHITE PERSONS, AND BY PARENT NATIVITY OF THE NATIVE WHITE: 1928



The age distribution of decedents is shown in Table E.

AGE	DEATHS FROM ALL CAUSES (EXCLUSIVE OF STILLBIRTHS) IN THE REGISTRATION AREA IN CONTINENTAL UNITED STATES: 1928					
	Number			Distribution per 1,000		
	Total	Male	Female	Total	Male	Female
All ages.....	1,378,675	748,141	630,534	1,000.0	1,000.0	1,000.0
Under 1 year.....	155,858	89,001	66,857	113.0	119.0	106.0
1 year.....	29,179	15,596	13,583	21.2	20.8	21.5
2 years.....	14,006	7,578	6,428	10.2	10.1	10.2
3 years.....	9,519	5,123	4,396	6.9	6.8	7.0
4 years.....	7,528	3,999	3,529	5.5	5.3	5.6
Under 5 years.....	216,090	121,297	94,793	156.7	162.1	150.3
5 to 9 years.....	25,245	13,928	11,317	18.3	18.6	17.9
10 to 14 years.....	19,494	10,849	8,645	14.1	14.5	13.7
15 to 19 years.....	33,226	17,206	16,020	24.1	23.0	25.4
20 to 24 years.....	43,445	21,626	21,819	31.5	28.9	34.6
25 to 29 years.....	44,082	22,287	21,795	32.0	29.8	34.5
30 to 34 years.....	46,454	24,047	22,407	33.7	32.1	35.5
35 to 39 years.....	56,754	30,605	26,149	41.2	40.9	41.5
40 to 44 years.....	62,218	35,091	27,127	45.1	46.9	43.0
45 to 49 years.....	70,759	40,840	29,919	51.3	54.6	47.5
50 to 54 years.....	82,319	47,453	34,866	59.7	63.4	55.3
55 to 59 years.....	89,367	51,642	37,725	64.8	69.0	59.8
60 to 64 years.....	101,676	57,511	44,165	73.7	76.9	70.0
65 to 69 years.....	117,229	65,108	52,121	85.0	87.0	82.7
70 to 74 years.....	118,904	64,666	54,238	86.2	86.4	86.0
75 to 79 years.....	107,293	56,084	51,209	77.8	75.0	81.2
80 to 84 years.....	78,343	38,632	39,711	56.8	51.6	63.0
85 to 89 years.....	43,173	19,680	23,493	31.3	26.3	37.3
90 to 94 years.....	15,034	6,129	8,905	10.9	8.2	14.1
95 to 99 years.....	3,732	1,431	2,301	2.7	1.9	3.6
100 years and over.....	1,368	525	843	1.0	0.7	1.4
Unknown.....	2,460	1,504	956	1.8	2.0	1.5

Table F and Diagrams 3 and 4 show, for each year from 1900 to 1928, the number of deaths at all ages, under 1 year of age, and under 5 years of age, and the percentages which the deaths under 1 and under 5 form of the total.

Table F

DEATHS FROM ALL CAUSES (EXCLUSIVE OF STILLBIRTHS) IN THE REGISTRATION AREA IN CONTINENTAL UNITED STATES

CALENDAR YEAR	All ages	Under 1 year		Under 5 years	
		Number	Per cent of total	Number	Per cent of total
1928.....	1,378,675	155,858	11.3	216,090	15.7
1927.....	1,236,949	147,134	11.9	199,507	16.1
1926.....	1,285,927	163,343	12.7	226,824	17.6
1925.....	1,219,019	161,961	13.3	218,294	17.9
1924.....	1,173,990	161,404	13.7	220,122	18.7
1923.....	1,193,017	166,274	13.9	233,018	19.6
1922.....	1,101,863	158,576	14.4	218,201	19.8
1921.....	1,032,009	160,011	15.5	220,688	21.4
1920.....	1,142,558	174,710	15.3	248,432	21.7
1919.....	1,096,436	161,621	14.7	229,813	21.0
1918.....	1,471,367	193,855	13.2	306,143	20.8
1917.....	1,068,932	171,024	16.0	243,708	22.8
1916.....	1,001,921	164,660	16.4	234,081	23.4
1915.....	909,155	148,561	16.3	203,223	22.4
1914.....	898,059	155,075	17.3	214,120	23.8
1913.....	890,848	159,435	17.9	225,129	25.3
1912.....	838,251	147,455	17.6	204,639	24.4
1911.....	839,284	149,322	17.8	209,482	25.0
1910.....	805,412	154,373	19.2	217,819	27.0
1909.....	732,538	140,057	19.1	196,534	26.8
1908.....	691,574	136,432	19.7	189,865	27.5
1907.....	687,034	131,110	19.1	183,774	26.7
1906.....	658,105	133,105	20.2	186,978	28.4
1905.....	545,533	105,553	19.3	147,384	27.0
1904.....	551,354	102,880	18.7	145,902	26.5
1903.....	524,415	96,857	18.5	139,940	26.7
1902.....	508,640	98,575	19.4	143,515	28.2
1901.....	518,207	97,477	18.8	141,678	27.3
1900.....	539,939	111,687	20.7	164,137	30.4

In 1900 the deaths under 1 year of age formed 20.7 per cent, and those under 5 years 30.4 per cent, of the total deaths at all ages, but in 1928 the corresponding percentages were 11.3 and 15.7.

DIAGRAM 3.—NUMBER OF DEATHS IN THE REGISTRATION AREA IN CONTINENTAL UNITED STATES AT ALL AGES, UNDER 1 YEAR OF AGE, AND FROM 1 TO 4 YEARS OF AGE, FOR EACH YEAR FROM 1900 TO 1928




DIAGRAM 4.—PER CENT OF DEATHS IN THE REGISTRATION AREA IN CONTINENTAL UNITED STATES UNDER 1 YEAR OF AGE, FROM 1 TO 4 YEARS, AND 5 YEARS AND OVER, FOR EACH YEAR FROM 1900 TO 1928

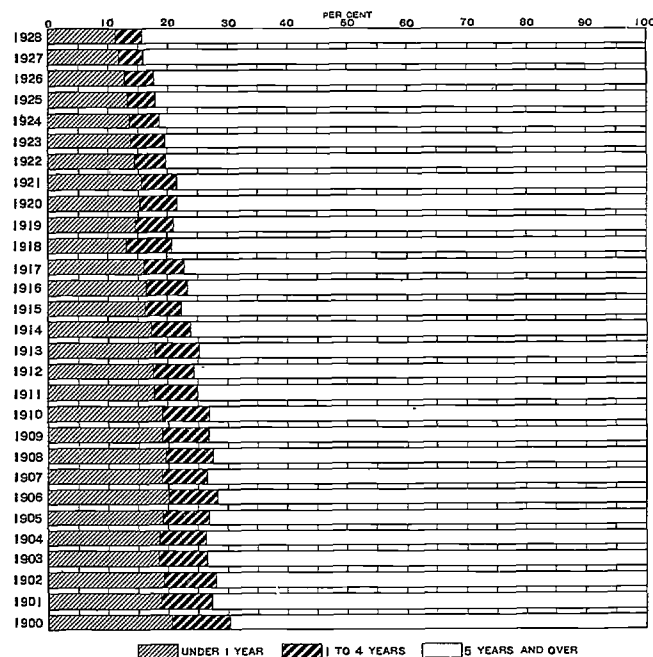


Table G gives the number of deaths, by age and sex for color and race, in the registration States of 1920.

AGE AND SEX	NUMBER OF DEATHS FROM ALL CAUSES (EXCLUSIVE OF STILLBIRTHS) IN THE REGISTRATION STATES OF 1920; 1 1928						
	Total	White	Colored	Negro	Indian	Chinese	Japanese
All ages.....	1,192,067	1,044,210	147,857	143,000	2,343	1,262	1,062
Male.....	646,328	568,115	78,213	75,009	1,189	1,119	728
Female.....	545,739	476,095	69,644	67,991	1,154	143	334
Under 1 year:							
Male.....	74,306	62,810	11,496	11,081	251	44	113
Female.....	55,737	46,619	9,118	8,777	224	37	72
1 to 4 years:							
Male.....	26,174	21,788	4,386	4,148	130	28	78
Female.....	22,752	18,822	3,930	3,720	131	20	59
Under 5 years:							
Male.....	100,480	84,598	15,882	15,229	381	72	191
Female.....	78,489	65,441	13,048	12,497	355	57	131
5 to 9 years:							
Male.....	11,789	10,370	1,419	1,322	45	9	43
Female.....	9,483	8,133	1,350	1,271	36	8	34
10 to 14 years:							
Male.....	9,056	7,794	1,262	1,196	48	9	9
Female.....	7,148	5,868	1,280	1,209	55	6	10
15 to 19 years:							
Male.....	14,094	11,417	2,677	2,571	68	14	16
Female.....	13,010	9,641	3,369	3,288	64	6	8
20 to 24 years:							
Male.....	17,740	13,532	4,208	4,062	73	36	13
Female.....	17,838	13,154	4,684	4,608	56	6	11
25 to 34 years:							
Male.....	39,036	30,296	8,740	8,439	73	101	59
Female.....	36,749	28,077	8,672	8,515	83	16	55
35 to 44 years:							
Male.....	57,073	47,000	10,073	9,708	86	145	101
Female.....	45,154	35,868	9,286	9,142	72	16	54
45 to 54 years:							
Male.....	77,136	65,472	11,664	11,259	77	151	155
Female.....	56,258	46,832	9,426	9,321	79	7	18
55 to 64 years:							
Male.....	97,010	87,891	9,119	8,721	84	203	109
Female.....	73,376	66,130	7,246	7,152	75	9	9
65 to 74 years:							
Male.....	114,580	107,898	6,682	6,309	113	234	26
Female.....	95,328	89,990	5,338	5,237	94	4	3
75 years and over:							
Male.....	107,243	101,234	6,009	5,718	140	143	6
Female.....	112,211	106,605	5,606	5,416	181	8	1
Unknown age:							
Male.....	1,091	613	478	475	1	2	
Female.....	695	356	339	335	4		

¹ Includes 34 States and the District of Columbia; see Table A.

DEATHS OF COLORED POPULATIONS

Deaths of all colored in the registration States in 1928 numbered 193,718, distributed as follows: Negroes, 186,898; Indians, 4,220; Chinese, 1,310; Japanese, 1,093; and other colored, 197. The distribution, by States, is shown in Table H.

AREA	DEATHS (EXCLUSIVE OF STILLBIRTHS) OF COLORED: 1928				
	Negro	Indian	Chinese	Japanese	Other colored
Registration States ¹	186,898	4,220	1,310	1,093	197
Cities in registration States ¹	81,389	361	980	630	99
Rural part of registration States.....	105,509	3,859	330	463	98
Alabama:					
Urban.....	4,224				
Rural.....	10,993	5	1		
Arizona:					
Urban.....	100	79	9	5	1
Rural.....	68	593	15		2
Arkansas:					
Urban.....	1,178	1			
Rural.....	5,680				
California:					
Urban.....	875	36	464	438	55
Rural.....	335	282	232	348	71
Colorado:					
Urban.....	228	2	5	9	
Rural.....	91	5	2	16	3
Connecticut:					
Urban.....	433		2	2	
Rural.....	61	2	1		
Delaware:					
Urban.....	253		1		
Rural.....	340				
Florida:					
Urban.....	2,252	1			
Rural.....	5,307	1			
Georgia:					
Urban.....	5,813		2		
Rural.....	11,584	1	1		
Idaho:					
Urban.....	7	5	5	2	
Rural.....	6	111	7	8	1
Illinois:					
Urban.....	5,381	3	63	7	7
Rural.....	1,097	2	5	2	
Indiana:					
Urban.....	1,734	3	2	1	
Rural.....	349	1			
Iowa:					
Urban.....	235	1	3		
Rural.....	72	8			1
Kansas:					
Urban.....	848	8			
Rural.....	453	26			
Kentucky:					
Urban.....	1,898		2		
Rural.....	2,835	2			
Louisiana:					
Urban.....	4,794	1	6		
Rural.....	7,325	17	1		
Maine:					
Urban.....	8		1		
Rural.....	13	12			
Maryland:					
Urban.....	3,097	2	14		1
Rural.....	2,182				1
Massachusetts:					
Urban.....	802	1	51		1
Rural.....	125	4	3		
Michigan:					
Urban.....	2,452	23	14	1	1
Rural.....	445	159	1		1
Minnesota:					
Urban.....	178	5	6	1	
Rural.....	21	229	3		
Mississippi:					
Urban.....	2,273		1		
Rural.....	13,324	35			
Missouri:					
Urban.....	3,405	2	10		1
Rural.....	1,315				
Montana:					
Urban.....	25	5	5		
Rural.....	22	338	13	1	1
Nebraska:					
Urban.....	230		2	1	
Rural.....	27	98		5	
New Hampshire:					
Urban.....	5				
Rural.....	2				
New Jersey:					
Urban.....	2,539	1	14	1	
Rural.....	1,071	3	3	1	

¹ Including District of Columbia.

DEATHS OF COLORED POPULATIONS

7

AREA	DEATHS (EXCLUSIVE OF STILLBIRTHS) OF COLORED: 1928				
	Negro	Indian	Chi- nese	Japa- nese	Other col- ored
New York:					
Urban	6,182	36	146	18	11
Rural	593	75	6	3	
North Carolina:					
Urban	3,529		2		
Rural	10,084	181			1
North Dakota:					
Urban	1	1	1		
Rural	2	182	1	1	
Ohio:					
Urban	4,780	3	15		
Rural	1,096	1	2		
Oklahoma:					
Urban	883	76		1	
Rural	1,204	734		2	
Oregon:					
Urban	33	5	44	26	7
Rural	11	108	16	15	2
Pennsylvania:					
Urban	6,412	2	36	1	1
Rural	1,680		2		
Rhode Island:					
Urban	209	1	3		
Rural	31				
South Carolina:					
Urban	2,478		1		
Rural	11,532	5			

AREA	DEATHS (EXCLUSIVE OF STILLBIRTHS) OF COLORED: 1928				
	Negro	Indian	Chi- nese	Japa- nese	Other col- ored
Tennessee:					
Urban	4,199		1		
Rural	4,860				
Utah:					
Urban	20	1	10	16	
Rural	3	86	1	13	2
Vermont:					
Urban	4				
Rural	3				
Virginia:					
Urban	3,954		3		1
Rural	7,779	14			2
Washington:					
Urban	101	33	26	98	12
Rural	49	272	11	38	8
West Virginia:					
Urban	429		1		
Rural	1,385				1
Wisconsin:					
Urban	142	24	2		
Rural	76	187	1		
Wyoming:					
Urban	6			2	
Rural	28	80	2	10	1
District of Columbia	2,760		7		

c 9

→ line

CAUSES OF DEATH

Rate Table I, General Tables 5 to 11, and tables in the Supplement and the Appendix present statistics of causes of death according to area, age, sex, color, and month.

DEATHS FROM IMPORTANT CAUSES, WITH THE PER CENT OF EACH TO ALL CAUSES, IN THE REGISTRATION STATES OF 1910 AND OF 1920

Deaths from certain important causes in the registration States of 1910 and of 1920, for 1920 to 1928, are shown in Table I. These constant areas furnish a better basis for comparison than the registration area, which has been an ever-increasing one since 1921.

De-tailed Int. List No.	Table I	CAUSE OF DEATH	DEATHS IN THE REGISTRATION STATES OF—								
			1920								
			1928	1927	1926	1925	1924	1923	1922	1921	1920
			NUMBER								
	All causes (exclusive of stillbirths).....	1, 192, 067	1, 107, 878	1, 167, 297	1, 110, 878	1, 081, 805	1, 109, 386	1, 047, 402	1, 009, 673	1, 118, 070	
1	Typhoid and paratyphoid fever.....	3, 894	4, 574	5, 814	7, 094	5, 717	5, 756	6, 096	7, 763	6, 582	
5	Malaria.....	2, 237	1, 795	1, 702	1, 841	1, 962	2, 191	2, 757	3, 104	2, 960	
7	Measles.....	4, 887	3, 667	5, 034	2, 254	7, 142	9, 768	4, 018	3, 694	7, 600	
8	Scarlet fever.....	1, 944	2, 228	2, 413	2, 562	2, 915	3, 230	3, 194	4, 681	3, 976	
9	Whooping cough.....	5, 281	6, 245	8, 188	6, 187	7, 358	8, 782	4, 969	7, 967	10, 742	
10	Diphtheria.....	6, 919	7, 454	7, 114	7, 403	8, 726	11, 044	13, 104	15, 520	13, 211	
11, 101	Influenza and pneumonia.....	98, 922	66, 804	93, 441	78, 509	69, 292	94, 764	77, 639	52, 330	131, 464	
21	Erysipelas.....	2, 359	2, 314	2, 476	2, 258	2, 296	2, 442	2, 227	2, 458	2, 674	
22	Acute anterior poliomyelitis.....	1, 172	1, 790	770	1, 394	1, 000	778	736	1, 539	762	
24	Meningococcus meningitis.....	2, 621	1, 540	1, 282	997	897	965	838	1, 262	1, 393	
31, 37a	Tuberculosis of the respiratory system and acute disseminated tuberculosis.....	69, 454	69, 211	73, 247	72, 234	73, 582	75, 501	74, 905	75, 525	85, 866	
32-36, 37b	Other forms of tuberculosis.....	7, 883	8, 095	8, 919	8, 939	9, 473	9, 200	9, 579	10, 214	11, 500	
38, 72, 76	Syphilis.....	14, 514	14, 222	14, 832	14, 859	14, 851	14, 633	14, 473	13, 868	14, 222	
43-49	Cancer and other malignant tumors.....	99, 000	95, 103	92, 500	88, 623	85, 241	81, 505	78, 355	75, 113	71, 756	
57	Diabetes mellitus.....	19, 693	17, 549	17, 515	16, 194	15, 382	16, 352	16, 633	14, 681	13, 898	
74, 83, 92	Cerebral hemorrhage and softening, embolism and thrombosis (not cerebral).....	92, 469	86, 196	86, 080	82, 370	86, 987	83, 678	78, 847	74, 260	74, 391	
87-90	Diseases of the heart.....	216, 103	196, 658	195, 421	179, 139	166, 628	161, 394	149, 659	137, 157	137, 374	
99, 100	Bronchitis and broncho-pneumonia.....	45, 402	38, 625	49, 006	42, 938	44, 729	52, 225	49, 113	42, 209	58, 366	
113	Diarrhea and enteritis (under 2 years).....	18, 723	19, 456	24, 432	28, 715	25, 194	29, 215	28, 530	35, 980	37, 344	
114	Diarrhea and enteritis (2 years and over).....	5, 560	5, 525	5, 909	7, 013	6, 172	6, 566	6, 088	8, 351	8, 747	
117	Appendicitis and typhlitis.....	14, 821	14, 253	14, 030	13, 873	13, 316	13, 132	12, 418	12, 356	11, 321	
118	Hernia, intestinal obstruction.....	10, 290	10, 087	10, 504	10, 087	9, 543	9, 382	9, 299	9, 253	9, 037	
122	Cirrhosis of the liver.....	7, 884	7, 491	7, 090	7, 068	6, 931	6, 667	6, 721	6, 453	6, 102	
128, 129	Acute and chronic nephritis.....	95, 681	91, 229	95, 219	91, 461	82, 126	81, 374	78, 412	74, 040	76, 410	
146	Puerperal septicemia.....	4, 727	4, 907	4, 862	5, 018	5, 134	5, 158	4, 928	5, 881	5, 616	
143-145	Other puerperal causes.....	8, 159	7, 860	8, 411	8, 463	8, 599	8, 549	8, 626	8, 681	10, 704	
147-150	Congenital malformations and diseases of early infancy.....	63, 942	65, 041	67, 671	68, 919	71, 457	70, 091	69, 436	73, 162	72, 798	
159-163	Suicide.....	13, 912	13, 089	12, 255	11, 472	11, 175	10, 525	10, 631	10, 906	8, 790	
165-174	Homicide.....	7, 791	7, 772	7, 849	7, 689	7, 329	6, 944	6, 771	7, 090	5, 815	
197-200	Automobile accidents (excluding collisions with railroad trains and street cars).....	21, 080	19, 237	17, 286	16, 236	14, 545	13, 554	11, 202	9, 903	8, 878	
188c	Other external causes.....	57, 332	56, 223	57, 269	56, 866	55, 425	55, 280	50, 708	49, 617	52, 255	
204, 205	Unknown or ill-defined diseases.....	15, 989	14, 378	14, 998	14, 177	14, 854	14, 353	14, 226	13, 800	15, 097	
	All other causes.....	151, 422	147, 260	150, 758	148, 106	145, 837	144, 380	142, 264	140, 805	140, 420	
PER CENT											
	All causes (exclusive of stillbirths).....	100. 0	100. 0	100. 0	100. 0	100. 0	100. 0	100. 0	100. 0	100. 0	
1	Typhoid and paratyphoid fever.....	0.3	0.4	0.5	0.6	0.5	0.5	0.6	0.8	0.6	
5	Malaria.....	0.2	0.2	0.1	0.2	0.2	0.2	0.3	0.3	0.3	
7	Measles.....	0.4	0.3	0.7	0.2	0.7	0.9	0.4	0.4	0.7	
8	Scarlet fever.....	0.2	0.2	0.2	0.2	0.3	0.3	0.3	0.5	0.4	
9	Whooping cough.....	0.4	0.6	0.7	0.6	0.7	0.8	0.5	0.8	1.0	
10	Diphtheria.....	0.6	0.7	0.6	0.7	0.8	1.0	1.3	1.5	1.2	
11, 101	Influenza and pneumonia.....	8.3	6.0	8.0	7.1	6.4	8.5	7.4	5.2	11.8	
21	Erysipelas.....	0.2	0.2	0.2	0.2	0.2	0.2	0.2	0.2	0.2	
22	Acute anterior poliomyelitis.....	0.1	0.2	0.1	0.1	0.1	0.1	0.1	0.2	0.1	
24	Meningococcus meningitis.....	0.2	0.1	0.1	0.1	0.1	0.1	0.1	0.1	0.1	
31, 37a	Tuberculosis of the respiratory system and acute disseminated tuberculosis.....	5.8	6.2	6.3	6.5	6.8	6.8	7.2	7.5	7.7	
32-36, 37b	Other forms of tuberculosis.....	0.7	0.7	0.8	0.8	0.9	0.8	0.9	1.0	1.0	
38, 72, 76	Syphilis.....	1.2	1.3	1.3	1.3	1.4	1.3	1.4	1.4	1.3	
43-49	Cancer and other malignant tumors.....	8.3	8.6	7.9	8.0	7.9	7.3	7.5	7.4	6.4	
57	Diabetes mellitus.....	1.7	1.6	1.5	1.5	1.4	1.5	1.6	1.5	1.2	
74, 83, 92	Cerebral hemorrhage and softening, embolism and thrombosis (not cerebral).....	7.8	7.8	7.4	7.4	8.0	7.5	7.5	7.4	6.7	
87-90	Diseases of the heart.....	18.1	17.8	16.7	16.1	15.4	14.5	14.3	13.6	12.3	
99, 100	Bronchitis and broncho-pneumonia.....	3.8	3.5	4.2	3.9	4.1	4.7	4.7	4.2	5.2	
113	Diarrhea and enteritis (under 2 years).....	1.6	1.8	2.1	2.6	2.3	2.6	2.7	3.6	3.3	
114	Diarrhea and enteritis (2 years and over).....	0.5	0.5	0.5	0.6	0.6	0.6	0.6	0.8	0.8	
117	Appendicitis and typhlitis.....	1.2	1.3	1.2	1.2	1.2	1.2	1.2	1.2	1.0	
118	Hernia, intestinal obstruction.....	0.9	0.9	0.9	0.9	0.9	0.8	0.9	0.9	0.8	
122	Cirrhosis of the liver.....	0.7	0.7	0.6	0.6	0.6	0.6	0.6	0.6	0.5	
128, 129	Acute and chronic nephritis.....	8.0	8.2	8.2	8.2	7.6	7.3	7.5	7.3	6.8	
146	Puerperal septicemia.....	0.4	0.4	0.4	0.5	0.5	0.5	0.5	0.6	0.5	
143-145	Other puerperal causes.....	0.7	0.7	0.7	0.8	0.8	0.8	0.8	0.9	1.0	
147-150	Congenital malformations and diseases of early infancy.....	5.4	5.9	5.8	6.2	6.6	6.3	6.6	7.2	6.5	
159-163	Suicide.....	1.2	1.2	1.0	1.0	1.0	0.9	1.0	1.1	0.8	
165-174	Homicide.....	0.7	0.7	0.7	0.7	0.7	0.6	0.6	0.7	0.5	
197-200	Automobile accidents (excluding collisions with railroad trains and street cars).....	1.8	1.7	1.5	1.5	1.3	1.2	1.1	1.0	0.8	
188c	Other external causes.....	4.8	5.1	4.9	5.1	5.1	5.0	4.8	4.9	4.7	
204, 205	Unknown or ill-defined diseases.....	1.3	1.3	1.3	1.3	1.4	1.3	1.4	1.4	1.4	
	All other causes.....	12.7	13.3	12.9	13.3	13.5	13.0	13.6	13.9	12.6	

See footnotes at end of table.

CAUSES OF DEATH

9

De- tailed Int. List No.	CAUSE OF DEATH	DEATHS IN THE REGISTRATION STATES OF—									
		1910									
		1928	1927	1926	1925	1924	1923	1922	1921	1920	1910
		NUMBER									
	All causes (exclusive of stillbirths).....	785,905	735,216	775,992	739,974	719,771	742,703	704,336	676,701	747,174	696,856
1	Typhoid and paratyphoid fever.....	1,293	1,477	1,990	2,476	2,200	2,436	2,520	3,407	2,957	10,695
5	Malaria.....	80	51	68	84	83	80	120	130	127	525
7	Measles.....	2,707	1,778	6,143	1,774	3,396	5,922	3,523	2,346	5,745	5,892
8	Scarlet fever.....	1,370	1,653	1,709	1,828	2,267	2,520	2,376	3,619	2,986	5,422
9	Whooping cough.....	3,343	2,903	5,130	3,987	3,853	5,098	3,292	4,815	7,061	5,517
10	Diphtheria.....	4,282	4,901	4,660	4,973	6,218	7,568	8,353	10,087	8,895	10,023
11, 101	Influenza and pneumonia.....	60,993	43,340	59,129	50,166	44,537	58,914	50,091	35,470	82,669	52,142
21	Erysipelas.....	1,678	1,734	1,828	1,684	1,726	1,743	1,524	1,732	1,862	2,170
22	Acute anterior poliomyelitis.....	855	1,200	472	954	773	485	497	1,149	516	1,361
24	Meningococcus meningitis.....	1,984	1,102	888	671	602	635	590	874	925	1,162
31, 37a	Tuberculosis of the respiratory system and acute dissemi- nated tuberculosis.....	44,398	44,131	46,560	45,867	46,834	48,012	48,229	48,122	54,368	63,269
32-36, 37b	Other forms of tuberculosis.....	5,335	5,461	6,152	6,063	6,505	6,479	6,628	7,185	8,063	9,759
38, 72, 76	Syphilis ¹	9,093	9,033	9,523	9,636	9,779	9,787	9,554	9,124	9,551	6,407
43-49	Cancer and other malignant tumors.....	72,168	69,118	67,408	64,655	62,199	59,534	57,209	54,916	52,506	36,193
57	Diabetes mellitus.....	14,404	12,861	12,719	11,875	11,304	12,096	12,292	10,912	10,414	7,252
74, 83, 92	Cerebral hemorrhage and softening, embolism and throm- bosis (not cerebral).....	64,302	60,160	60,624	58,362	61,554	59,919	56,656	53,706	53,802	38,743
87-90	Diseases of the heart.....	154,636	141,277	141,083	129,424	119,881	117,830	109,328	99,637	99,420	75,429
99, 100	Bronchitis and broncho-pneumonia.....	32,043	27,468	35,622	30,887	31,592	37,551	35,750	30,668	42,505	33,181
113	Diarrhea and enteritis (under 2 years).....	10,214	10,802	13,840	17,261	14,783	18,319	18,441	23,063	24,945	46,698
114	Diarrhea and enteritis (2 years and over).....	2,840	2,756	2,998	3,854	3,202	3,508	3,496	4,803	5,205	7,571
117	Appendicitis and typhlitis.....	3,755	9,480	9,277	9,133	8,934	8,602	8,333	8,229	7,512	5,112
118	Hernia, intestinal obstruction.....	6,994	7,021	7,218	6,744	6,587	6,473	6,341	6,301	6,202	5,741
122	Cirrhosis of the liver.....	5,557	5,223	5,005	4,921	4,841	4,615	4,607	4,493	4,274	6,316
128, 129	Acute and chronic nephritis.....	59,852	58,059	60,869	58,596	53,177	53,641	52,062	48,983	51,296	35,008
146	Puerperal septicemia.....	2,836	3,099	2,966	3,140	3,204	3,260	2,995	3,691	3,492	3,307
143-145	Other puerperal causes.....	4,709	4,747	4,766	4,822	5,047	4,991	5,109	5,185	6,447	3,976
147-150	Congenital malformations and diseases of early infancy.....	42,332	43,291	44,830	45,960	47,845	47,624	47,118	49,806	49,500	41,981
159-163	Suicide.....	10,046	9,450	8,901	8,481	8,119	7,782	7,826	7,927	6,364	7,283
165-174	Homicide.....	3,467	3,505	3,445	3,469	3,398	3,226	3,113	3,300	2,770	2,161
188c	Automobile accidents (excluding collisions with railroad trains and street cars).....	14,898	13,736	12,283	11,712	10,818	10,290	8,479	7,511	6,782	833
204, 205	Other external causes.....	38,694	37,522	38,148	38,153	37,488	37,799	34,229	33,352	35,300	39,281
	Unknown or ill-defined diseases.....	2,155	2,156	2,430	2,337	2,490	2,471	2,607	2,520	2,901	10,442
	All other causes.....	96,542	94,721	97,308	96,025	94,535	93,495	91,046	89,688	89,312	107,004
		PER CENT									
	All causes (exclusive of stillbirths).....	100.0	100.0	100.0	100.0	100.0	100.0	100.0	100.0	100.0	100.0
1	Typhoid and paratyphoid fever.....	0.2	0.2	0.3	0.3	0.3	0.3	0.4	0.5	0.4	1.5
5	Malaria.....	(¹)	(¹)	(¹)	(¹)	(¹)	(¹)	(¹)	(¹)	(¹)	0.1
7	Measles.....	0.3	0.2	0.8	0.2	0.5	0.8	0.5	0.3	0.8	0.8
8	Scarlet fever.....	0.2	0.2	0.2	0.2	0.3	0.3	0.3	0.5	0.4	0.8
9	Whooping cough.....	0.4	0.4	0.7	0.5	0.5	0.7	0.5	0.7	0.9	0.8
10	Diphtheria.....	0.5	0.7	0.6	0.7	0.9	1.0	1.2	1.5	1.2	1.4
11, 101	Influenza and pneumonia.....	7.8	5.9	7.6	6.8	6.2	7.9	7.1	5.2	11.1	7.5
21	Erysipelas.....	0.2	0.2	0.2	0.2	0.2	0.2	0.2	0.3	0.2	0.3
22	Acute anterior poliomyelitis.....	0.1	0.2	0.1	0.1	0.1	0.1	0.1	0.2	0.1	0.2
24	Meningococcus meningitis.....	0.3	0.1	0.1	0.1	0.1	0.1	0.1	0.1	0.1	(¹)
31, 37a	Tuberculosis of the respiratory system and acute dis- seminated tuberculosis.....	5.6	6.0	6.0	6.2	6.5	6.5	6.8	7.1	7.3	9.1
32-36, 37b	Other forms of tuberculosis.....	0.7	0.7	0.8	0.8	0.9	0.9	0.9	1.1	1.1	1.4
38, 72, 76	Syphilis ¹	1.2	1.2	1.2	1.3	1.4	1.3	1.4	1.3	1.3	0.9
43-49	Cancer and other malignant tumors.....	9.2	9.4	8.7	8.7	8.6	8.0	8.1	8.1	7.0	5.2
57	Diabetes mellitus.....	1.8	1.7	1.6	1.6	1.6	1.6	1.7	1.6	1.4	1.0
74, 83, 92	Cerebral hemorrhage and softening, embolism and thrombosis (not cerebral).....	8.2	8.2	7.8	7.9	8.6	8.1	8.0	7.9	7.2	5.6
87-90	Diseases of the heart.....	19.7	19.2	18.2	17.5	16.7	15.9	15.5	14.7	13.3	10.8
99, 100	Bronchitis and broncho-pneumonia.....	4.1	3.7	4.6	4.2	4.4	5.1	5.1	4.5	5.7	4.8
113	Diarrhea and enteritis (under 2 years).....	1.3	1.5	1.8	2.3	2.1	2.5	2.6	3.4	3.3	6.7
114	Diarrhea and enteritis (2 years and over).....	0.4	0.4	0.4	0.5	0.4	0.5	0.5	0.7	0.7	1.1
117	Appendicitis and typhlitis.....	1.2	1.3	1.2	1.2	1.2	1.2	1.2	1.2	1.0	0.7
118	Hernia, intestinal obstruction.....	0.9	1.0	0.9	0.9	0.9	0.9	0.9	0.9	0.8	0.8
122	Cirrhosis of the liver.....	0.7	0.7	0.6	0.7	0.7	0.6	0.7	0.7	0.6	0.9
128, 129	Acute and chronic nephritis.....	7.6	7.9	7.8	7.9	7.4	7.2	7.4	7.2	6.9	6.5
146	Puerperal septicemia.....	0.4	0.4	0.4	0.4	0.4	0.4	0.4	0.5	0.5	0.5
143-145	Other puerperal causes.....	0.6	0.6	0.6	0.7	0.7	0.7	0.7	0.8	0.9	0.6
147-150	Congenital malformations and diseases of early infancy.....	5.4	5.9	5.8	6.2	6.6	6.4	6.7	7.4	6.6	6.0
159-163	Suicide.....	1.3	1.3	1.1	1.1	1.1	1.0	1.1	1.2	0.9	1.0
165-174	Homicide.....	0.4	0.5	0.4	0.5	0.5	0.4	0.4	0.5	0.4	0.3
188c	Automobile accidents (excluding collisions with railroad trains and street cars).....	1.9	1.9	1.6	1.6	1.5	1.4	1.2	1.1	0.9	0.1
204, 205	Other external causes.....	4.9	5.1	4.9	5.2	5.2	5.1	4.9	4.9	4.7	5.6
	Unknown or ill-defined diseases.....	0.3	0.3	0.3	0.3	0.3	0.3	0.4	0.4	0.4	1.5
	All other causes.....	12.3	12.9	12.5	13.0	13.1	12.6	12.9	13.3	12.0	15.4

¹ Includes locomotor ataxia and general paralysis of the insane.² Includes ulcer of the duodenum.³ Includes adhesions of intestines.⁴ Less than one-tenth of 1 per cent.

NOTE.—The registration States of 1910 include 20 and the District of Columbia; these States are California, Colorado, Connecticut, Indiana, Maine, Maryland, Massachusetts, Michigan, Minnesota, Montana, New Hampshire, New Jersey, New York, Ohio, Pennsylvania, Rhode Island, Utah, Vermont, Washington, and Wisconsin. The registration States of 1920-34 in all—include, in addition to those of 1910, Delaware, Florida, Illinois, Kansas, Kentucky, Louisiana, Mississippi, Missouri, Nebraska, North Carolina, Oregon, South Carolina, Tennessee, and Virginia.

Relapsing

In the registration States of 1910 and of 1920 three causes of death showed, in 1928, their lowest percentages of all deaths for the series of years, 1920 to 1928; these were tuberculosis of the respiratory system and acute disseminated tuberculosis, diarrhea and enteritis, under 2 years, and congenital malformations and diseases of early infancy. In the States of 1910 a record low percentage appeared for diphtheria, and in the States of 1920 causes which also showed record low percentages in 1928 were typhoid and paratyphoid fever, whooping cough, and syphilis; on the other hand a record high percentage of deaths from automobile accidents was shown for the States of 1920, and in both groups of States record high percentages were for diabetes mellitus and diseases of the heart; for the latter cause there was a continuous increase for the series of years.

There was a decidedly upward trend in deaths from automobile accidents and cancer. In the States of 1920 the per cent cancer formed of all deaths increased from 6.4 in 1920 to 8.3 in 1928, and in the States of 1910 the corresponding increase was from 7.0 to 9.2.

More than 60 per cent of all deaths in 1928 were due to seven causes: Diseases of the heart (18.1), cancer (8.3), influenza and pneumonia (8.3), nephritis (8.0), cerebral hemorrhage and softening, embolism and thrombosis (not cerebral) (7.8), tuberculosis of the respiratory system and acute disseminated tuberculosis (5.8), and congenital malformations and diseases of early infancy (5.4).

EPIDEMIC, ENDEMIC, AND INFECTIOUS DISEASES

In the detailed International List of Causes of Death, titles 1 to 25 are assigned to the epidemic and endemic diseases, of which 10 are shown, by areas, in Table 5; among the others no deaths were reported in 1928 for relapsing fever (*spirillum obermeieri*), miliary fever, Asiatic cholera, and yellow fever. Every effort has been made by the Census Bureau to authenticate the returns of rare diseases before tabulating them under the designated titles. Each case has been made the subject of a special inquiry, and either the existence of the disease has been verified or no reply has been received; in the latter case there is no alternative but to classify the death as reported.

TYPHUS FEVER

In 1928 typhus fever was the cause of 16 deaths: 1 each in Mobile, and in Baldwin, Covington, and Mobile Counties, Ala.; Savannah, and Chatham and Effingham Counties, Ga.; Baltimore, Md.; Brooklyn Borough, New York City; Orange County, N. C.; Caroline, Essex, and Rockingham Counties, Va.; and Waco, Tex.; and 2 in Tampa, Fla.

MALTA FEVER

Malta fever caused 11 deaths: 1 each in Macon, Ga.; Clinton, and Hardin County, Iowa; Hutchinson, Kans.; Dade County, Mo.; Queens Borough, New York City; Alamance County, N. C.; Cleveland and Fremont, Ohio; Astoria, Oreg.; and Richmond, Va.

BUBONIC PLAGUE

Bubonic plague caused 2 deaths: 1 each in Monterey and Santa Barbara Counties, Calif.

LEPROSY

Leprosy caused 21 deaths: 16 in Iberville Parish, La., and 1 each in Alameda and Sacramento Counties, Calif., Chicago, Ill., Freeborn County, Minn., and Manhattan Borough, New York City.

Mumps caused 119 deaths; *cholera nostras*, 123; *dysentery*, 3,215; *spirochetel hemorrhagic jaundice*, 52; ~~*acute anterior poliomyelitis*, 1,381, and *lethargic encephalitis*, 1,373.~~

Under the title "Other epidemic and endemic diseases" is included a miscellaneous collection of diseases, which in 1928 numbered 298:

ACRODYNIA

Acrodynia caused 14 deaths: 1 each in Dearborn County, Ind., Cedar Rapids, Iowa, Louisville, Ky., Anne Arundel County, Md., Ann Arbor, Mich., Polk County, Mo., Lincoln, Nebr., Brooklyn Borough, New York City, Buffalo and Schenectady, N. Y., Bellaire, and Montgomery County, Ohio, Clackamas County, Oreg., and Venango County, Pa.

DENGUE FEVER

Dengue fever caused 20 deaths: 1 each in Montgomery, and Escambia and Perry Counties, Ala., Miami, and Alachua, Bay, and Escambia Counties, Fla., Berrien, Coffee, Madison, and Oglethorpe Counties, Ga., Iberia and Lafayette Parishes, La., Laurel, and George and Neshoba Counties, Miss., Charleston County, S. C., and Waco, Tex., and 2 in Peach County, Ga.

TULAREMIA

Tularemia caused 17 deaths: 3 in Kentucky, 2 in Virginia, and 1 each in Alabama, Arkansas, Idaho, Indiana, Louisiana, Maryland, Mississippi, Montana, North Carolina, South Carolina, Utah, and Wyoming.

ROCKY MOUNTAIN SPOTTED FEVER

Rocky Mountain spotted fever caused 50 deaths: 18 in Wyoming, 11 in Idaho, 8 in Montana, 4 in Colorado, 3 each in Oregon and Utah, 2 in California, and 1 in Michigan.

Chicken pox caused 153 deaths; German measles, 28; glandular fever, 5; 1 each in Iowa, Michigan, and New Hampshire, and 2 in Washington; milk-sickness, 5; 1 each in Illinois and Tennessee, and 3 in North Carolina; roseola, 4: 1 each in Arkansas and Oklahoma, and 2 in Maine; and trypanosomiasis, 2: 1 each in Colorado and Washington.

Under the title "Other infectious diseases," 24 deaths were charged to trench mouth, 3 to rat-bite fever, and 1 each to exanthematic fever and yaws.

GLANDERS

There were no deaths from glanders in the registration area in 1928. In 1927 there was 1 death in the rural part of Florida, and in 1926, 2 were reported: 1 in Kankakee, Ill., and 1 in the rural part of Missouri.

ANTHRAX

In 1928 there were 18 deaths from anthrax in the registration area, 7 of which occurred in rural districts and 11 in cities; the distribution of the rural deaths was 1 each in Georgia, Louisiana, and New Hampshire, and 2 each in Arkansas and Mississippi. Of the 11 deaths in cities 1 occurred in each of the following: South Bend, Ind., Louisville, Ky., Camden, N. J., Binghamton, Jamestown, and Yonkers, N. Y., and 5 in Philadelphia, Pa. The distribution of these deaths is shown in the following table:

AREA	NUMBER OF DEATHS FROM ANTHRAX		
	1928	1927	1920
The registration area in continental United States..	18	17	39
Registration States ¹	18	16	37
Cities in registration States ¹	11	8	21
Rural part of registration States.....	7	8	16
Registration cities in nonregistration States.....		1	2
All registration cities ¹	11	9	23

¹ Including District of Columbia.

RABIES

In 1928 there were 107 deaths from rabies. The distribution of these deaths is shown in the following table:

AREA	NUMBER OF DEATHS FROM RABIES		
	1928	1927	1920
The registration area in continental United States..	107	95	41
Registration States ¹	103	90	39
Cities in registration States ¹	68	59	18
Rural part of registration States.....	35	31	21
Registration cities in nonregistration States.....	4	5	2
All registration cities ¹	72	64	20

¹ Including District of Columbia.

MYCOSES

The number of deaths from mycoses in 1928 was 247, of which 154, or 62 per cent, were due to thrush. Of these 154 deaths, 136 were in rural districts and 53 were deaths of colored children under 1 year of age.

CANCER

Cancer and other malignant tumors include seven titles of the detailed International List of Causes of Death, to three of which were charged nearly two-thirds of all deaths from this cause in the registration area in 1928. The total number of deaths was 109,770, and 38,128, or 34.7 per cent, were due to cancer of the stomach and liver; 16,130, or 14.7 per cent, to cancer of the peritoneum, intestines, and rectum; and 15,839, or 14.4 per cent, to cancer of the female genital organs.

Table J shows deaths from cancer by seat of disease and the per cent that each forms of the total.

SEAT OF DISEASE	DEATHS IN THE REGISTRATION AREA IN CONTINENTAL UNITED STATES					
	Number			Per cent		
	1928	1927	1920	1928	1927	1920
Cancer and other malignant tumors.....	109,770	103,578	72,931	100.0	100.0	100.0
Cancer of the buccal cavity.....	3,555	3,184	2,679	3.2	3.1	3.7
Lip.....	577	487	437	0.5	0.5	0.6
Tongue.....	910	829	678	0.8	0.8	0.9
Mouth.....	411	372	237	0.4	0.4	0.3
Jaw.....	1,182	1,054	1,060	1.1	1.0	1.5
Others of this class.....	475	442	267	0.4	0.4	0.4
Cancer of the stomach and liver.....	38,128	36,874	27,489	34.7	35.6	37.7
Pharynx.....	1,013	1,044	118	0.9	1.0	0.2
Esophagus.....	1,850	1,756	1,103	1.7	1.7	1.5
Stomach.....	24,896	24,069	17,625	22.7	23.2	24.2
Liver and gall bladder.....	10,369	10,005	8,643	9.4	9.7	11.9
Cancer of the peritoneum, intestines, and rectum.....	16,130	15,164	9,792	14.7	14.6	13.4
Mesentery and peritoneum.....	870	866	684	0.8	0.8	0.9
Intestines (except rectum).....	10,421	9,791	6,238	9.5	9.5	8.6
Rectum and anus.....	4,763	4,427	2,816	4.3	4.3	3.9
Others of this class.....	76	80	54	0.1	0.1	0.1
Cancer of the female genital organs.....	15,839	15,001	10,797	14.4	14.5	14.8
Ovary and Fallopian tube.....	1,589	1,380	652	1.4	1.3	0.9
Uterus.....	13,760	13,132	9,848	12.5	12.7	13.5
Vagina and vulva.....	425	429	247	0.4	0.4	0.3
Others of this class.....	65	60	50	0.1	0.1	0.1
Cancer of the breast.....	10,056	9,580	6,665	9.2	9.2	9.1
Cancer of the skin.....	3,020	2,758	2,367	2.8	2.7	3.2
Cancer of other or unspecified organs.....	23,042	21,017	13,142	21.0	20.3	18.0
Larynx.....	858	779	499	0.8	0.8	0.7
Lung and pleura.....	2,291	2,012	956	2.1	1.9	1.3
Pancreas.....	2,577	2,335	1,180	2.3	2.3	1.6
Kidneys and suprarenals.....	1,432	1,342	819	1.3	1.3	1.1
Prostate.....	4,105	3,754	1,598	3.7	3.7	2.2
Bladder.....	3,479	3,242	2,144	3.2	3.1	2.9
Brain.....	734	580	184	0.7	0.6	0.3
Bones (except jaw).....	1,422	1,390	749	1.3	1.3	1.0
Testes.....	284	266	143	0.3	0.3	0.2
Scrotum.....	31	29	(1)	(2)	(2)	(1)
Others of this class.....	5,829	5,258	4,870	5.3	5.1	6.7

¹ Not separately tabulated.

² Less than one-tenth of 1 per cent.

Year after year statistics show that more than half of those who die of cancer are females, although the

male population of the registration area invariably exceeds the female.

Of the total deaths from cancer in 1928, 60,922, or 55.5 per cent, were of females and 48,848, or 44.5 per cent, were of males. Cancer of the following sites showed a great excess of male deaths: Cancer of the buccal cavity (2,902 males and 653 females), cancer of the skin (1,858 males and 1,162 females), and cancer of other organs or of organs not specified (15,597 males and 7,445 females). Cancer of the stomach and liver (20,970 males and 17,158 females) caused nearly half of all cancer deaths of males, but only about one-third of the deaths of females. Cancer of the breast and cancer of the female genital organs caused about 42 per cent of all cancer deaths among females in 1928.

Table K shows age and sex for deaths from carcinoma, sarcoma, and hypernephroma in the registration area in 1928.

AGE	DEATHS IN THE REGISTRATION AREA IN CONTINENTAL UNITED STATES: 1928					
	Carcinoma		Sarcoma		Hypernephroma	
	Male	Female	Male	Female	Male	Female
All ages.....	45,614	58,373	2,912	2,342	322	207
Under 1 year.....	13	16	20	27	1	1
1 year.....	11	11	25	21	3	3
2 years.....	14	12	37	31	4	1
3 years.....	17	17	26	21	3	4
4 years.....	17	17	22	13	1	1
Under 5 years.....	72	73	130	113	11	10
5 to 9 years.....	47	36	97	69	3	1
10 to 14 years.....	37	27	79	75	1	1
15 to 19 years.....	74	83	160	85	2	1
20 to 24 years.....	118	209	134	77	3	2
25 to 29 years.....	348	486	121	83	7	7
30 to 34 years.....	441	1,227	137	83	9	6
35 to 39 years.....	928	2,378	149	105	9	7
40 to 44 years.....	1,564	3,838	205	163	28	12
45 to 49 years.....	2,664	5,207	227	215	30	23
50 to 54 years.....	4,116	6,395	244	245	48	19
55 to 59 years.....	5,293	7,119	259	233	47	27
60 to 64 years.....	6,657	7,476	269	221	46	33
65 to 69 years.....	7,536	7,767	229	196	31	22
70 to 74 years.....	6,878	6,608	215	162	26	20
75 to 79 years.....	5,122	4,900	138	107	13	11
80 to 84 years.....	2,611	2,804	84	72	4	2
85 to 89 years.....	969	1,253	24	25	2	4
90 to 94 years.....	154	346	6	8	2	-----
95 to 99 years.....	34	63	2	2	-----	-----
100 years and over.....	13	16	-----	-----	-----	-----
Unknown.....	38	60	3	3	-----	-----

PELLAGRA

There were 6,969 deaths from pellagra in the registration area in 1928, as compared with 5,418 in 1927; the greater part of this increase was due to 1,097 deaths in Georgia and Oklahoma, which were not in the area in 1927.

There was an increase in these deaths in 1928 in Alabama, Mississippi, North Carolina, and South Carolina, the total number (4,402) from these six

States representing about two-thirds of all deaths from pellagra.

Table L shows the distribution of deaths from pellagra, by urban and rural districts of each State.

AREA	NUMBER OF DEATHS FROM PELLAGRA			AREA	NUMBER OF DEATHS FROM PELLAGRA		
	1928	1927	1920		1928	1927	1920
The registration area ¹	6,969	5,418	2,322	Michigan:			
Registration States ²	6,823	5,091	2,122	Urban.....	5	4	4
Cities in registration States ²	1,591	1,201	594	Rural.....	1	-----	1
Rural part of registration States.....	5,232	3,890	1,528	Minnesota:			
Registration cities in nonregistration States.....	146	327	200	Urban.....	1	3	-----
All registration cities ²	1,737	1,528	794	Rural.....	1	-----	1
Alabama:				Mississippi:			
Urban.....	128	120	(³)	Urban.....	85	110	153
Rural.....	572	437	(⁴)	Rural.....	670	596	405
Arizona:				Missouri:			
Urban.....	1	2	(⁴)	Urban.....	15	14	11
Rural.....	12	5	(⁴)	Rural.....	21	13	14
Arkansas:				Montana:			
Urban.....	141	125	(⁴)	Rural.....	-----	1	-----
Rural.....	492	530	(⁴)	Nebraska:			
California:				Urban.....	3	-----	-----
Urban.....	33	26	5	Rural.....	-----	-----	1
Rural.....	21	14	7	New Hampshire:			
Colorado:				Urban.....	1	1	-----
Urban.....	2	2	-----	Rural.....	1	-----	1
Rural.....	1	-----	1	New Jersey:			
Connecticut:				Urban.....	5	3	1
Urban.....	1	-----	1	Rural.....	-----	2	-----
Rural.....	1	1	-----	New York:			
Delaware:				Urban.....	10	10	8
Rural.....	1	-----	-----	Rural.....	1	8	4
Florida:				North Carolina:			
Urban.....	83	50	30	Urban.....	170	130	76
Rural.....	208	172	84	Rural.....	681	541	242
Georgia:				Ohio:			
Urban.....	214	(³)	(³)	Urban.....	18	14	2
Rural.....	645	(⁴)	(⁴)	Rural.....	3	2	1
Illinois:				Oklahoma:			
Urban.....	32	20	3	Urban.....	53	(³)	(³)
Rural.....	8	11	8	Rural.....	185	(⁴)	(⁴)
Indiana:				Oregon:			
Urban.....	4	2	1	Rural.....	2	-----	-----
Rural.....	4	2	2	Pennsylvania:			
Iowa:				Urban.....	8	20	2
Rural.....	1	2	(⁴)	Rural.....	6	4	2
Kansas:				Rhode Island:			
Urban.....	2	3	2	Urban.....	1	1	3
Rural.....	9	5	6	Rural.....	-----	1	-----
Kentucky:				South Carolina:			
Urban.....	18	7	10	Urban.....	270	206	102
Rural.....	160	153	55	Rural.....	729	566	204
Louisiana:				Tennessee:			
Urban.....	120	115	61	Urban.....	93	132	62
Rural.....	210	227	142	Rural.....	428	472	240
Maine:				Utah:			
Urban.....	2	4	-----	Urban.....	1	-----	-----
Rural.....	4	2	4	Rural.....	-----	1	-----
Maryland:				Vermont:			
Urban.....	6	11	4	Urban.....	-----	1	-----
Rural.....	2	7	4	Rural.....	2	-----	1
Massachusetts:				Virginia:			
Urban.....	11	7	9	Urban.....	47	51	39
Rural.....	-----	3	2	Rural.....	146	105	95
				Washington:			
				Urban.....	1	1	-----
				Rural.....	-----	-----	-----
				West Virginia:			
				Urban.....	2	-----	(³)
				Rural.....	4	5	(⁴)
				Wisconsin:			
				Urban.....	2	1	-----
				Rural.....	-----	2	1
				Washington, D. C.....	2	5	5

¹ In continental United States.

² Including District of Columbia.

³ Certain cities included with cities in nonregistration States.

⁴ Not added to registration area until a later date.

PERNICIOUS ANEMIA

The comparatively recent discovery that liver has a wonderfully curative power in the treatment of pernicious anemia warrants the hope that mortality from this disease will continue to show a marked decrease. Table M gives, by States, the deaths from this disease in recent years.

AREA	NUMBER OF DEATHS FROM PERNICIOUS ANEMIA							
	1928	1927	1926	1925	1924	1923	1922	1921
Registration States ¹	3,576	4,480	5,878	5,878	5,412	5,098	4,935	4,333
Alabama	33	37	29	32	(²)	(²)	(²)	(²)
Arizona	14	4	12	(²)	(²)	(²)	(²)	(²)
Arkansas	19	21	(²)	(²)	(²)	(²)	(²)	(²)
California	155	224	306	302	305	284	283	247
Colorado	34	50	59	82	52	51	63	56
Connecticut	44	39	83	79	74	87	95	64
Delaware	9	6	9	15	8	5	10	6
District of Columbia	5	17	21	36	27	24	34	20
Florida	28	38	56	45	43	54	33	32
Georgia	36	(²)	(²)	(²)	43	48	33	(²)
Idaho	14	11	9	16	18	13	17	(²)
Illinois	268	360	488	479	455	381	374	370
Indiana	130	179	198	211	214	199	178	170
Iowa	117	185	279	263	240	229	(²)	(²)
Kansas	81	113	144	120	127	127	118	110
Kentucky	72	78	93	77	67	72	60	56
Louisiana	32	23	24	25	44	40	25	31
Maine	44	40	72	58	61	61	57	50
Maryland	31	28	58	63	63	48	58	48
Massachusetts	148	192	258	343	305	302	327	256
Michigan	219	300	458	386	375	351	400	403
Minnesota	116	195	278	283	234	242	238	202
Mississippi	23	12	15	20	22	27	16	13
Missouri	140	138	194	190	160	177	148	122
Montana	18	17	23	30	27	28	34	20
Nebraska	55	65	96	92	93	94	84	95
New Hampshire	26	36	41	46	47	37	50	32
New Jersey	101	126	166	174	170	137	143	112
New York	398	500	647	671	594	554	615	514
North Carolina	43	59	56	54	37	47	35	42
North Dakota	23	41	36	37	35	(²)	(²)	(²)
Ohio	281	343	425	426	368	367	359	313
Oklahoma	48	(²)	(²)	(²)	(²)	(²)	(²)	(²)
Oregon	45	53	60	66	54	45	61	48
Pennsylvania	299	381	420	472	438	422	442	384
Rhode Island	26	23	54	37	46	30	37	29
South Carolina	28	28	32	29	20	13	18	18
Tennessee	45	60	73	78	76	66	61	50
Utah	8	16	23	27	21	24	30	20
Vermont	23	15	37	22	30	34	36	36
Virginia	51	57	62	70	66	61	46	63
Washington	51	85	111	95	109	86	78	77
West Virginia	47	59	59	57	(²)	(²)	(²)	(²)
Wisconsin	145	224	307	266	237	228	234	224
Wyoming	3	2	4	7	3	10	(²)	(²)

¹ Including District of Columbia.

² Not added to registration area until a later date.

³ In 1925, State registration law declared unconstitutional; under a new law, the State was readmitted to the area in 1928.

ALCOHOLISM AND CIRRHOSIS OF THE LIVER

In the registration area in 1917 (the year of war-time prohibition) there were 3,907 deaths from alcoholism, and in 1920 (the year of national prohibition) there were only 900 deaths, but in 1921, when the area was identical with 1920, they had increased to 1,611, and with an ever-increasing area, and a decidedly upward trend, reached 4,627 in 1928; the deaths from cirrhosis of the liver decreased from 8,567 in 1917 to 6,241 in 1920, but in 1921 they numbered 6,598, and continued to show a generally upward trend to 1928.

In each of the three groups of registration States—those of 1900, 1910, and 1920—the deaths from alcoholism in 1921 showed an increase of about two-thirds over the number in 1920, and in 1928 were about five times as many; the deaths from cirrhosis of the liver also showed an upward trend from 1920 to 1928.

In a comparison of the series of years from 1920 to 1928, for the 34 States in the registration area in 1920, 16 States showed in 1928 the greatest per cent of increase in deaths from alcoholism as compared with the relative per cent of increase in their estimated populations.

Table N shows the number of deaths from alcoholism and cirrhosis of the liver in each State from 1920 to 1928.

Table N	NUMBER OF DEATHS FROM ALCOHOLISM										
	AREA										
	1928	1927	1926	1925	1924	1923	1922	1921	1920	1917	
The registration area in continental United States-----	4, 627	4, 372	4, 109	3, 694	3, 155	3, 148	2, 467	1, 611	900	3, 907	
Registration States ¹	4, 597	4, 296	4, 034	3, 629	3, 098	3, 112	2, 424	1, 573	873	3, 601	
Cities in registration States ¹	2, 980	2, 917	2, 744	2, 517	2, 119	2, 102	1, 554	957	556	2, 335	
Rural part of registration States	1, 617	1, 379	1, 290	1, 112	979	1, 010	870	616	317	1, 266	
Registration cities in nonregistration States	30	76	75	65	55	36	43	38	27	306	
All registration cities ¹	3, 010	2, 993	2, 819	2, 582	2, 174	2, 138	1, 597	995	583	2, 641	
Registration States of 1900 ²	1, 718	1, 720	1, 671	1, 582	1, 360	1, 297	962	541	344	1, 721	
Registration States of 1910 ²	3, 185	3, 151	2, 960	2, 728	2, 328	2, 297	1, 753	1, 144	660	3, 365	
Registration States of 1920 ²	4, 211	4, 086	3, 822	3, 506	2, 981	2, 990	2, 331	1, 573	873	-----	
Alabama-----	54	29	46	22	(³)	(³)	(³)	(³)	(³)	(³)	
Arizona-----	22	16	11	(³)	(³)	(³)	(³)	(³)	(³)	(³)	
Arkansas-----	31	34	(³)	(³)	(³)	(³)	(³)	(³)	(³)	(³)	
California-----	177	169	139	122	133	109	107	70	35	205	
Colorado-----	27	26	24	18	29	37	41	31	7	21	
Connecticut-----	91	82	67	58	63	57	28	23	14	126	
Delaware-----	29	11	12	13	13	12	14	4	2	(³)	
Florida-----	63	67	89	62	47	38	43	29	19	(³)	
Georgia-----	61	(⁴)	(⁴)	(⁴)	53	54	75	(³)	(³)	(³)	
Idaho-----	10	10	20	15	8	13	10	(³)	(³)	(³)	
Illinois-----	368	409	336	299	239	285	206	125	47	(³)	
Indiana-----	77	65	57	50	47	49	52	33	16	112	
Iowa-----	61	53	51	33	29	38	(³)	(³)	(³)	(³)	
Kansas-----	24	26	32	24	16	17	23	14	13	17	
Kentucky-----	60	57	38	46	40	40	24	32	10	53	
Louisiana-----	51	40	34	30	24	23	22	19	9	(³)	
Maine-----	28	17	20	22	18	13	17	16	10	23	
Maryland-----	126	176	120	95	80	86	45	29	10	69	
Massachusetts-----	257	263	269	303	269	267	233	126	70	301	
Michigan-----	156	199	211	180	156	210	142	85	57	255	
Minnesota-----	99	83	106	86	62	80	65	43	20	99	
Mississippi-----	27	25	17	16	8	18	11	11	6	(³)	
Missouri-----	139	110	113	93	101	99	79	35	14	91	
Montana-----	48	58	27	41	15	25	22	19	10	124	
Nebraska-----	37	21	19	25	20	24	12	15	6	(³)	
New Hampshire-----	16	19	14	19	17	25	23	12	8	24	
New Jersey-----	158	165	171	165	136	134	109	50	28	155	
New York-----	866	840	788	714	569	469	309	164	123	640	
North Carolina-----	57	37	51	45	41	24	26	35	27	20	
North Dakota-----	14	6	12	7	7	(³)	(³)	(³)	(³)	(³)	
Ohio-----	299	216	225	145	128	142	162	126	69	404	
Oklahoma-----	55	(³)	(³)	(³)	(³)	(³)	(³)	(³)	(³)	(³)	
Oregon-----	24	21	25	21	21	15	25	21	13	(³)	
Pennsylvania-----	526	545	481	494	389	389	255	196	104	572	
Rhode Island-----	46	48	49	39	52	42	30	20	8	54	
South Carolina-----	38	28	20	25	22	16	16	13	8	13	
Tennessee-----	42	35	37	34	24	31	27	33	21	22	
Utah-----	4	8	13	11	11	10	8	8	5	21	
Vermont-----	13	8	11	9	10	13	13	6	5	12	
Virginia-----	67	48	39	45	37	51	50	43	18	20	
Washington-----	62	52	63	59	42	45	37	38	35	23	
West Virginia-----	66	48	51	33	(³)	(³)	(³)	(³)	(³)	(³)	
Wisconsin-----	99	98	91	75	79	77	49	43	21	106	
Wyoming-----	12	14	21	13	20	17	8	(³)	(³)	(³)	
District of Columbia-----	10	14	14	23	23	18	6	6	5	19	

See footnotes at end of table.

Table N—Continued.
AREA

AREA	NUMBER OF DEATHS FROM CIRRHOSIS OF THE LIVER									
	1928	1927	1926	1925	1924	1923	1922	1921	1920	1917
The registration area in continental United States.....	8,630	8,098	7,591	7,549	7,344	7,027	6,977	6,598	6,241	8,567
Registration States ¹	8,510	7,949	7,440	7,397	7,220	6,916	6,854	6,453	6,102	7,641
Cities in registration States ¹	5,178	4,707	4,355	4,297	4,212	3,970	3,882	3,684	3,400	4,564
Rural part of registration States.....	3,332	3,242	3,085	3,100	3,008	2,946	2,972	2,769	2,702	3,077
Registration cities in nonregistration States.....	120	149	151	152	124	111	123	145	139	926
All registration cities ¹	5,298	4,856	4,506	4,449	4,336	4,081	4,005	3,829	3,539	5,490
Registration States of 1900 ²	2,738	2,555	2,507	2,523	2,412	2,270	2,365	2,310	2,168	3,342
Registration States of 1910 ²	5,557	5,223	5,005	4,921	4,841	4,615	4,607	4,493	4,274	6,501
Registration States of 1920 ²	7,884	7,491	7,060	7,068	6,931	6,667	6,721	6,453	6,102	---
Alabama.....	102	109	83	98	(³)	(³)	(³)	(³)	(³)	(³)
Arizona.....	17	22	22	(³)	(³)	(³)	(³)	(³)	(³)	(³)
Arkansas.....	57	78	(³)	(³)	(³)	(³)	(³)	(³)	(³)	(³)
California.....	578	539	510	425	433	380	389	352	331	478
Colorado.....	60	68	51	49	62	53	62	54	39	63
Connecticut.....	112	112	98	97	88	110	110	99	94	144
Delaware.....	12	10	14	21	26	12	18	18	12	(³)
Florida.....	150	123	84	101	97	108	107	87	70	(³)
Georgia.....	122	(⁴)	(⁴)	(⁴)	120	105	112	(³)	(³)	(³)
Idaho.....	19	21	22	17	14	17	11	(³)	(³)	(³)
Illinois.....	741	731	666	705	623	687	658	551	565	(³)
Indiana.....	296	259	275	262	287	251	282	285	287	367
Iowa.....	139	144	137	133	123	118	(³)	(³)	(³)	(³)
Kansas.....	122	137	113	117	122	107	96	125	112	132
Kentucky.....	126	128	122	131	134	104	139	130	100	171
Louisiana.....	205	178	189	176	166	163	181	174	160	(³)
Maine.....	52	56	40	43	32	47	50	34	34	51
Maryland.....	100	89	96	104	104	102	105	92	91	160
Massachusetts.....	277	226	238	228	221	208	231	210	210	308
Michigan.....	384	337	342	357	284	309	275	289	309	375
Minnesota.....	162	145	166	125	138	141	121	146	116	160
Mississippi.....	99	126	102	73	104	88	71	75	89	(³)
Missouri.....	359	343	339	333	325	313	354	319	274	443
Montana.....	38	45	43	38	42	29	37	35	37	66
Nebraska.....	93	66	70	77	87	85	71	67	59	(³)
New Hampshire.....	20	29	42	30	31	24	42	41	33	58
New Jersey.....	372	318	327	319	354	305	297	277	248	445
New York.....	1,123	1,109	1,038	1,080	1,028	912	997	956	872	1,449
North Carolina.....	120	108	93	100	93	100	108	102	96	101
North Dakota.....	23	25	18	19	20	(³)	(³)	(³)	(³)	(³)
Ohio.....	585	554	496	512	503	488	493	485	526	778
Oklahoma.....	65	(³)	(³)	(³)	(³)	(³)	(³)	(³)	(³)	(³)
Oregon.....	48	49	49	43	56	51	47	53	60	(³)
Pennsylvania.....	951	886	852	848	832	859	753	733	705	1,078
Rhode Island.....	37	39	47	35	47	51	31	58	38	67
South Carolina.....	43	48	45	43	61	39	58	47	45	43
Tennessee.....	109	94	101	95	66	70	83	99	93	126
Utah.....	19	22	17	12	18	28	21	25	16	22
Vermont.....	32	23	20	27	11	18	20	32	22	36
Virginia.....	100	127	98	132	130	125	123	113	103	124
Washington.....	71	69	67	88	84	63	61	75	57	69
West Virginia.....	68	48	55	50	(³)	(³)	(³)	(³)	(³)	(³)
Wisconsin.....	265	251	200	197	213	202	200	186	188	285
Wyoming.....	14	11	13	12	12	9	10	(³)	(³)	(³)
District of Columbia.....	33	47	40	45	29	35	30	29	21	42

¹ Including District of Columbia.² See Table A.³ Not added to registration area until a later date.⁴ In 1925 State registration law declared unconstitutional; under a new law, readmitted in 1928.

PUERPERAL CAUSES

The death rate from puerperal causes per 1,000 live births in the birth registration area increased from 6.5

in 1927 to 6.9 in 1928; this is the highest rate since 1920 and is undoubtedly due to the very high rates in three of the States added to the birth area in 1928: South Carolina with a rate of 10.9; Georgia, a rate of 10.7; and Colorado, a rate of 9.6. An influenza epidemic in 1920 accounted for the high rate (8.0) in that year, and while the rates since then have ranged between 6.5 and 6.9, there is still a question as to whether puerperal causes of death are an increasing or decreasing danger to the women of the United States.

If every State had had good birth and death registration since 1900 a satisfactory answer to this question would be possible, but as the birth registration area was not established until 1915, and then included but 10 States and the District of Columbia, it is possible to show only a few such rates for a comparatively few years, and it must be borne in mind that even then rates were too high whenever birth registration was incomplete.

How do the death rates from puerperal causes per 1,000 live births in the birth registration area of continental United States compare with the rates in foreign countries? Here again is a question of the greatest interest and importance which can not be answered satisfactorily both because of lack of data in this country and because there is no certainty that all deaths from these causes are classified in the same way in the various countries.

Special attention is called to the fact that for both white and colored, rates from all puerperal causes and puerperal septicemia were, without exception, lower for the rural part of the birth registration area than for the urban.

For 1928, rates ranging from 9.4 to 11.4 from all puerperal causes per 1,000 live births were for the following States: Alabama, Mississippi, Colorado, Florida, Georgia, South Carolina, and Louisiana. The lowest rates appeared for Iowa (4.8) and Utah (4.9).

Among the cities of 100,000 population or more in 1920 in the birth area, the following had the highest rates in 1928: Memphis (16.5), New Orleans (14.0), and Norfolk (13.3); the lowest rates were for Des Moines (2.6), Fall River (3.7), and Yonkers (4.4).

Table O gives death rates from puerperal causes per 1,000 live births, for the States and large cities in the birth registration area.

CAUSES OF DEATH

15

Table O

DEATH RATE FROM PUERPERAL CAUSES PER 1,000 LIVE BIRTHS

[Rates in *italics* are based on less than 5 deaths]

AREA	All puerperal causes			Puerperal septi-cemia			Other puerperal causes		
	1928	1927	1920	1928	1927	1920	1928	1927	1920
The birth registration area 1.....	6.9	6.5	8.0	2.5	2.5	2.7	4.4	4.0	5.3
White.....	6.3	5.9	7.6	2.3	2.3	2.6	4.0	3.6	5.0
Colored.....	12.1	11.3	12.8	4.2	4.4	4.0	7.9	6.9	8.8
Cities in registration area 2.....	7.8	7.5	8.6	3.1	3.1	3.2	4.6	4.3	5.4
White.....	7.2	7.0	8.2	2.9	2.9	3.0	4.3	4.1	5.2
Colored.....	13.9	13.4	15.1	5.9	6.0	6.2	8.0	7.4	8.9
Rural part of registration area.....	6.2	5.5	7.4	2.0	1.9	2.2	4.2	3.6	5.2
White.....	5.4	4.9	6.9	1.7	1.7	2.1	3.7	3.2	4.8
Colored.....	11.2	10.1	11.7	3.3	3.4	2.9	7.8	6.7	8.8
Alabama.....	9.4	8.0	(<i>9</i>)	2.9	2.8	(<i>9</i>)	6.6	5.1	(<i>9</i>)
White.....	7.6	6.2	(<i>9</i>)	2.4	2.1	(<i>9</i>)	5.2	4.1	(<i>9</i>)
Colored.....	12.8	11.2	(<i>9</i>)	3.3	4.1	(<i>9</i>)	9.0	7.0	(<i>9</i>)
Arizona.....	7.7	8.9	(<i>9</i>)	3.9	4.3	(<i>9</i>)	3.8	4.6	(<i>9</i>)
Arkansas.....	8.8	9.0	(<i>9</i>)	2.9	3.0	(<i>9</i>)	5.9	5.9	(<i>9</i>)
White.....	7.0	7.2	(<i>9</i>)	2.2	2.4	(<i>9</i>)	4.8	4.9	(<i>9</i>)
Colored.....	15.1	15.1	(<i>9</i>)	5.3	5.4	(<i>9</i>)	9.8	9.7	(<i>9</i>)
California.....	6.1	5.8	7.7	2.5	2.4	2.6	3.6	3.3	5.1
Colorado.....	9.6	(<i>9</i>)	(<i>9</i>)	4.3	(<i>9</i>)	(<i>9</i>)	5.3	(<i>9</i>)	(<i>9</i>)
Connecticut.....	5.3	5.5	6.8	1.7	1.6	2.2	3.6	3.9	4.6
Delaware.....	5.6	5.9	(<i>9</i>)	3.0	2.8	(<i>9</i>)	3.7	3.0	(<i>9</i>)
Florida.....	10.1	11.0	(<i>9</i>)	3.3	3.5	(<i>9</i>)	6.8	7.4	(<i>9</i>)
White.....	9.1	9.0	(<i>9</i>)	2.5	2.7	(<i>9</i>)	6.5	6.2	(<i>9</i>)
Colored.....	12.5	15.7	(<i>9</i>)	5.0	5.5	(<i>9</i>)	7.4	10.2	(<i>9</i>)
Georgia.....	10.7	(<i>9</i>)	(<i>9</i>)	3.0	(<i>9</i>)	(<i>9</i>)	7.7	(<i>9</i>)	(<i>9</i>)
White.....	8.5	(<i>9</i>)	(<i>9</i>)	2.3	(<i>9</i>)	(<i>9</i>)	6.2	(<i>9</i>)	(<i>9</i>)
Colored.....	14.4	(<i>9</i>)	(<i>9</i>)	4.2	(<i>9</i>)	(<i>9</i>)	10.2	(<i>9</i>)	(<i>9</i>)
Idaho.....	6.8	6.0	(<i>9</i>)	3.0	2.4	(<i>9</i>)	3.9	3.6	(<i>9</i>)
Illinois.....	5.7	5.6	(<i>9</i>)	2.2	2.1	(<i>9</i>)	3.5	3.5	(<i>9</i>)
Indiana.....	6.2	6.6	8.7	2.6	2.9	4.0	3.6	3.7	4.7
Iowa.....	4.8	5.9	(<i>9</i>)	1.8	2.6	(<i>9</i>)	3.0	3.2	(<i>9</i>)
Kansas.....	7.7	6.3	8.4	3.0	2.7	3.5	4.7	3.6	5.0
Kentucky.....	6.0	4.9	6.4	2.3	2.2	2.8	3.7	2.8	3.7
White.....	5.5	4.5	6.0	2.0	1.9	2.5	3.5	2.7	3.5
Colored.....	12.5	10.9	12.0	6.5	6.7	7.0	6.0	4.2	6.0
Louisiana.....	11.4	9.1	(<i>9</i>)	4.5	6.7	(<i>9</i>)	6.9	5.5	(<i>9</i>)
White.....	9.0	7.0	(<i>9</i>)	3.5	2.6	(<i>9</i>)	5.4	4.3	(<i>9</i>)
Colored.....	15.4	12.6	(<i>9</i>)	6.1	5.1	(<i>9</i>)	9.3	7.5	(<i>9</i>)
Maine.....	7.4	8.0	8.5	1.6	2.1	1.6	5.8	5.9	6.9
Maryland.....	6.5	5.8	7.6	2.2	2.2	2.4	4.3	3.6	5.2
White.....	5.6	5.4	6.6	1.9	2.1	1.8	3.7	3.3	4.8
Colored.....	10.0	7.2	11.8	3.3	2.6	5.0	6.7	4.6	6.8
Massachusetts.....	6.4	6.7	7.5	2.0	2.1	2.4	4.4	4.2	5.1
Michigan.....	6.6	6.8	9.3	2.7	2.9	3.4	4.0	3.9	5.9
Minnesota.....	5.7	4.4	7.9	2.1	1.7	2.9	3.6	2.7	5.0
Mississippi.....	7.4	8.7	(<i>9</i>)	3.0	3.0	(<i>9</i>)	6.5	2.7	(<i>9</i>)
White.....	7.6	8.1	(<i>9</i>)	2.1	2.3	(<i>9</i>)	5.5	3.8	(<i>9</i>)
Colored.....	11.2	11.1	(<i>9</i>)	3.8	3.6	(<i>9</i>)	7.4	7.5	(<i>9</i>)
Missouri.....	7.0	6.7	(<i>9</i>)	3.0	3.0	(<i>9</i>)	3.9	3.7	(<i>9</i>)
Montana.....	7.5	6.6	(<i>9</i>)	2.8	2.4	(<i>9</i>)	4.7	4.2	(<i>9</i>)
Nebraska.....	6.0	5.9	7.1	2.5	2.5	2.5	3.5	3.4	4.7
New Hampshire.....	6.3	6.5	7.1	1.5	1.9	1.3	4.8	4.5	5.8
New Jersey.....	5.9	6.1	(<i>9</i>)	2.6	2.4	(<i>9</i>)	3.4	3.9	(<i>9</i>)
New York.....	5.8	6.1	8.9	2.1	2.4	2.3	3.8	3.7	4.6
North Carolina.....	7.8	6.6	10.0	1.8	1.8	2.1	6.1	4.7	7.9
White.....	6.7	5.1	8.6	1.4	1.3	1.7	5.3	3.8	6.9
Colored.....	10.5	9.9	13.2	2.6	3.1	3.1	7.9	6.8	10.1
North Dakota.....	5.7	5.1	(<i>9</i>)	2.1	1.7	(<i>9</i>)	3.7	3.4	(<i>9</i>)
Ohio.....	6.4	8.2	8.0	2.8	2.5	3.4	3.6	3.7	4.5
Oklahoma.....	7.1	(<i>9</i>)	(<i>9</i>)	3.0	(<i>9</i>)	(<i>9</i>)	4.2	(<i>9</i>)	(<i>9</i>)
White.....	6.4	(<i>9</i>)	(<i>9</i>)	2.5	(<i>9</i>)	(<i>9</i>)	3.8	(<i>9</i>)	(<i>9</i>)
Colored.....	19.4	(<i>9</i>)	(<i>9</i>)	9.5	(<i>9</i>)	(<i>9</i>)	9.9	(<i>9</i>)	(<i>9</i>)
Oregon.....	6.1	6.4	9.4	2.6	2.2	3.3	3.5	4.2	6.1
Pennsylvania.....	6.1	6.4	7.8	2.4	2.7	2.7	3.7	3.7	5.0
Rhode Island.....	6.0	6.4	(<i>9</i>)	1.8	2.1	(<i>9</i>)	4.2	4.3	(<i>9</i>)
South Carolina.....	10.9	(<i>9</i>)	12.2	2.8	(<i>9</i>)	2.8	8.0	(<i>9</i>)	9.4
White.....	8.8	(<i>9</i>)	9.0	2.4	(<i>9</i>)	1.8	6.4	(<i>9</i>)	7.1
Colored.....	12.9	(<i>9</i>)	15.4	3.3	(<i>9</i>)	3.7	9.6	(<i>9</i>)	11.7
Tennessee.....	8.9	7.1	(<i>9</i>)	3.2	2.9	(<i>9</i>)	5.7	4.2	(<i>9</i>)
White.....	7.6	5.9	(<i>9</i>)	2.6	2.4	(<i>9</i>)	5.0	3.5	(<i>9</i>)
Colored.....	15.3	13.5	(<i>9</i>)	6.3	5.3	(<i>9</i>)	9.0	8.2	(<i>9</i>)
Utah.....	4.9	7.5	7.9	1.6	3.3	2.0	3.2	4.3	5.9
Vermont.....	5.8	7.3	7.0	2.0	2.1	1.9	3.8	5.1	5.1
Virginia.....	7.5	6.2	8.6	2.5	2.3	2.3	5.0	3.8	6.4
White.....	5.9	4.8	7.5	1.9	1.9	1.9	4.0	2.9	5.6
Colored.....	11.4	9.4	11.1	4.0	3.4	3.1	7.4	6.0	8.0
Washington.....	7.2	6.6	9.2	3.4	2.3	2.3	3.8	4.3	6.9
West Virginia.....	5.7	6.2	(<i>9</i>)	1.9	2.5	(<i>9</i>)	3.7	3.6	(<i>9</i>)
Wisconsin.....	5.8	5.3	6.7	1.8	1.8	2.1	4.0	3.5	4.6
Wyoming.....	6.5	8.7	(<i>9</i>)	2.4	4.9	(<i>9</i>)	4.0	3.8	(<i>9</i>)

See footnotes at end of table.

Table O—Continued.

DEATH RATE FROM PUERPERAL CAUSES PER 1,000 LIVE BIRTHS

[Rates in *italics* are based on less than 5 deaths]

AREA	All puerperal causes			Puerperal septi-cemia			Other puerperal causes		
	1928	1927	1920	1928	1927	1920	1928	1927	1920
CITIES OF 100,000 POPULATION OR MORE IN 1920									
Akron.....	7.5	9.2	12.6	3.9	3.9	7.0	3.5	5.3	5.6
Albany.....	7.1	7.5	3.1	1.9	4.0	0.4	5.3	3.6	2.6
Atlanta.....	10.4	(<i>9</i>)	(<i>9</i>)	4.9	(<i>9</i>)	(<i>9</i>)	5.2	(<i>9</i>)	(<i>9</i>)
White.....	9.8	(<i>9</i>)	(<i>9</i>)	4.6	(<i>9</i>)	(<i>9</i>)	5.2	(<i>9</i>)	(<i>9</i>)
Colored.....	11.8	(<i>9</i>)	(<i>9</i>)	5.6	(<i>9</i>)	(<i>9</i>)	6.2	(<i>9</i>)	(<i>9</i>)
Baltimore.....	6.8	7.1	7.6	2.1	3.1	2.8	4.7	4.0	4.8
White.....	6.0	6.8	6.8	2.0	2.9	2.1	4.0	3.9	4.7
Colored.....	9.9	8.3	11.5	2.7	3.6	6.3	7.2	4.8	5.2
Birmingham.....	12.2	10.4	(<i>9</i>)	4.8	5.7	(<i>9</i>)	6.7	4.7	(<i>9</i>)
White.....	10.8	8.9	(<i>9</i>)	3.1	5.3	(<i>9</i>)	7.7	3.7	(<i>9</i>)
Colored.....	14.2	12.9	(<i>9</i>)	7.3	6.4	(<i>9</i>)	6.9	6.4	(<i>9</i>)
Boston.....	7.2	7.6	9.5	2.3	3.2	3.6	5.0	4.4	5.8
Bridgeport.....	6.2	1.9	7.2	1.6	1.3	2.4	4.6	0.6	4.8
Buffalo.....	7.5	7.7	7.1	2.7	2.6	2.3	4.8	5.1	4.8
Cambridge.....	6.6	5.5	7.4	1.1	1.7	2.1	5.5	3.8	5.3
Camden.....	11.9	11.3	(<i>9</i>)	6.6	6.1	(<i>9</i>)	5.3	5.2	(<i>9</i>)
Chicago.....	5.6	5.7	(<i>9</i>)	2.3	2.2	(<i>9</i>)	3.3	3.5	(<i>9</i>)
Cincinnati.....	8.1	9.8	9.6	4.3	4.3	4.4	3.8	5.4	5.2
Cleveland.....	6.1	5.8	6.8	2.9	2.1	3.4	3.2	3.7	3.5
Columbus.....	7.9	9.8	10.0	3.3	3.4	3.6	4.6	6.4	6.4
Dayton.....	9.1	7.0	8.9	2.4	3.3	3.7	4.7	3.6	5.2
Denver.....	12.2	(<i>9</i>)	(<i>9</i>)	5.1	(<i>9</i>)	(<i>9</i>)	7.1	(<i>9</i>)	(<i>9</i>)
Des Moines.....	2.6	8.1	(<i>9</i>)	0.1	4.7	(<i>9</i>)	2.2	3.4	(<i>9</i>)
Detroit.....	7.0	7.7	9.4	3.2	3.5	3.6	3.8	4.3	5.9
Fall River.....	3.7	5.2	7.4	1.8	1.7	1.7	1.8	3.5	5.7
Grand Rapids.....	8.3	7.2	8.0	4.0	3.0	2.2	4.3	4.1	5.8
Hartford.....	5.5	5.5	10.4	1.7	1.7	3.8	3.8	3.8	6.6
Indianapolis.....	10.0	8.9	9.6	4.5	5.3	5.3	5.4	3.6	4.4
White.....	9.0	8.3	8.7	4.5	5.2	4.6	4.5	3.1	4.1
Colored.....	16.5	12.8	17.2	4.7	6.4	10.6	11.8	6.4	6.6
Jersey City.....	6.7	4.9	(<i>9</i>)	3.7	2.2	(<i>9</i>)	3.0	2.7	(<i>9</i>)
Kansas City, Kans.....	9.3	8.9	8.9	4.2	6.8	4.0	5.1	2.1	4.9
White.....	7.3	8.2	7.4	3.9	5.8	3.4	3.4	2.4	3.9
Colored.....	22.2	13.7	23.1	8.3	13.7	9.3	15.9	5.7	13.9
Kansas City, Mo.....	9.8	9.8	(<i>9</i>)	4.9	4.0	(<i>9</i>)	4.9	5.7	(<i>9</i>)
Los Angeles.....	6.5	6.5	8.1	3.1	2.8	3.3	3.5	3.8	4.8
Louisville.....	7.3	5.4	9.3	3.6	2.3	4.4	3.7	3.1	4.9
White.....	6.1	5.0	7.9	2.4	2.1	3.1	3.7	2.9	4.8
Colored.....	16.0	8.5	20.1	12.0	3.6	14.6	4.0	4.8	5.5
Lowell.....	5.1	8.3	8.2	0.9	0.4	1.6	4.1	7.9	6.7
Memphis.....	16.5	12.2	(<i>9</i>)	7.9	6.6	(<i>9</i>)	8.6	5.7	(<i>9</i>)
White.....	14.5	9.4	(<i>9</i>)	8.0	5.4	(<i>9</i>)	6.5	4.0	(<i>9</i>)
Colored.....	20.2	16.8	(<i>9</i>)	7.8	8.4	(<i>9</i>)	12.4	8.4	(<i>9</i>)

MORTALITY STATISTICS

Table O—Continued.

AREA	DEATH RATE FROM PUERPERAL CAUSES PER 1,000 LIVE BIRTHS								
	[Rates in <i>italics</i> are based on less than 5 deaths]								
	All puerperal causes			Puerperal septi- cemia			Other puerperal causes		
	1928	1927	1920	1928	1927	1920	1928	1927	1920
CITIES OF 100,000 POPU- LATION OR MORE IN 1920—continued									
Trenton.....	9.3	6.6	(¹)	4.3	3.0	(¹)	5.0	3.6	(¹)
Washington, D. C.....	8.5	8.6	8.8	3.4	3.8	2.8	5.1	4.9	6.0
White.....	7.2	6.6	6.6	3.1	2.7	1.9	4.1	3.9	4.7
Colored.....	11.4	13.1	14.4	3.9	6.0	5.2	7.5	7.1	9.2
Wilmington, Del.....	7.0	8.5	(¹)	5.1	3.3	(¹)	1.9	5.2	(¹)
Worcester.....	10.0	3.7	10.6	3.5	1.2	2.7	6.5	2.6	7.9
Yonkers.....	4.4	2.1	6.3	3.1	0.4	0.8	1.3	1.7	5.4
Youngstown.....	9.4	9.6	9.4	4.2	3.5	5.6	5.3	6.0	3.8

¹ In continental United States; see Table A, Birth Report.² Including District of Columbia.³ Not added to either area until a later date.⁴ Not added to birth area until a later date.⁵ Not in birth area.

The rates for mothers under 20 years of age were considerably higher than the rates for mothers 20 to 29, and a partial explanation, at least, is the comparatively large number of illegitimate children involved and the lack of care so common in such cases.

For each year from 1917 to 1928, the rates from puerperal causes were higher for mothers aged 30 to 39 than for mothers aged 20 to 29, and higher for mothers aged 40 years and over than for mothers aged 30 to 39 years. These figures certainly point to the conclusion that childbearing becomes more and more dangerous as women grow older.

Tables P and Q throw considerable light on these questions and are well worth careful study.

Table P

Table P	DEATH RATE FROM PUERPERAL CAUSES, BY AGE OF MOTHER, PER 1,000 LIVE BIRTHS, IN THE BIRTH REGISTRATION AREA ¹					
CAUSE OF DEATH AND YEAR	All ages		10 to 19 years	20 to 29 years	30 to 39 years	40 years and over
	Ad-justed rate ²	Crude rate				
All puerperal causes:						
1928.....	6.9	6.9	7.2	5.3	8.7	14.7
1927.....	6.5	6.5	6.4	5.0	8.1	14.0
1926.....	6.5	6.6	6.4	5.0	8.3	13.6
1925.....	6.4	6.5	6.5	5.0	8.1	13.1
1924.....	6.5	6.6	6.9	5.0	8.3	13.5
1923.....	6.6	6.7	6.6	5.2	8.2	13.9
1922.....	6.6	6.6	6.8	5.2	8.3	13.3
1921.....	6.8	6.8	6.9	5.3	8.5	13.7
1920.....	8.0	8.0	7.7	6.4	9.9	14.8
1919.....	7.3	7.4	8.0	5.9	8.9	13.7
1918.....	9.1	9.2	9.4	7.9	10.7	14.1
1917.....	6.6	6.6	6.9	5.2	8.3	12.3
Puerperal septicaemia:						
1928.....	2.5	2.5	2.7	2.1	2.9	3.9
1927.....	2.5	2.5	2.8	2.1	2.9	4.1
1926.....	2.4	2.4	2.6	2.1	2.8	3.6
1925.....	2.4	2.4	2.5	2.2	2.7	3.5
1924.....	2.4	2.4	2.7	2.0	2.9	3.9
1923.....	2.5	2.5	2.7	2.2	2.8	3.9
1922.....	2.4	2.4	2.4	2.1	2.7	3.8
1921.....	2.7	2.7	2.8	2.3	3.2	4.5
1920.....	2.7	2.7	2.8	2.3	3.1	4.2
1919.....	2.4	2.5	2.9	2.1	2.7	4.0
1918.....	2.6	2.5	2.8	2.2	3.0	3.7
1917.....	2.7	2.7	3.0	2.4	3.2	4.0
Other puerperal causes:						
1928.....	4.4	4.4	4.5	3.2	5.8	10.8
1927.....	4.0	4.0	3.7	2.9	5.3	9.9
1926.....	4.1	4.1	3.8	3.0	5.5	9.9
1925.....	4.0	4.0	4.0	2.9	5.3	9.5
1924.....	4.1	4.1	4.1	3.0	5.4	9.6
1923.....	4.1	4.1	3.9	3.0	5.4	9.9
1922.....	4.2	4.2	4.4	3.1	5.6	9.5
1921.....	4.1	4.1	4.1	3.0	5.4	9.2
1920.....	5.3	5.3	5.0	4.1	6.9	10.6
1919.....	4.9	4.9	5.1	3.8	6.2	9.7
1918.....	6.6	6.6	6.7	5.7	7.7	10.3
1917.....	3.9	3.9	4.0	2.8	5.1	8.3

¹ In continental United States; see Table A, Birth Report.² The "adjusted" death rate is the rate at all ages which would have resulted from the rates for the specified age groups if the age constitution of the mothers of live births had been identical with that of the mothers of the standard million live births of 1917. (See Table R.) The rates for specified ages are based on deaths per 1,000 live births to mothers at corresponding ages.

Table Q

Table Q	DEATH RATE FROM PUERPERAL CAUSES, BY AGE OF MOTHER, PER 1,000 LIVE BIRTHS																						
	[Rates in <i>italics</i> are based on less than 5 deaths]																						
	All ages				Under 15 years		15 to 19 years		20 to 24 years		25 to 29 years		30 to 34 years		35 to 39 years		40 to 44 years		45 years and over				
	Adjusted rate ¹		Crude rate																				
	CAUSE OF DEATH, COLOR, AND COUNTRY OF BIRTH				1928	1927	1928	1927	1928	1927	1928	1927	1928	1927	1928	1927	1928	1927	1928	1927			
The birth registration area: ²																							
All puerperal causes.....				6.9	6.4	6.9	6.5	20.7	20.9	7.1	6.3	4.9	4.5	5.7	5.4	7.5	6.9	10.6	10.1	14.2	13.5	19.6	20.1
Puerperal septicaemia.....				2.5	2.5	2.5	2.5	6.6	4.4	2.6	2.7	2.1	2.0	2.2	2.3	2.7	2.6	3.3	3.3	3.7	3.9	5.7	6.0
Other puerperal causes.....				4.4	4.0	4.4	4.0	14.2	16.5	4.4	3.5	2.8	2.6	3.5	3.2	4.8	4.3	7.4	6.8	10.5	9.5	13.9	14.1
Total white: ³																							
All puerperal causes.....				6.3	5.9	6.3	5.9	14.0	10.1	6.0	5.3	4.4	4.1	5.2	5.0	6.8	6.5	9.9	9.5	13.3	12.5	18.7	18.0
Puerperal septicaemia.....				2.3	2.3	2.3	2.3	7.0	1.7	2.3	2.3	1.9	1.8	2.0	2.1	2.5	2.4	3.0	3.2	3.5	3.6	5.7	5.3
Other puerperal causes.....				4.0	3.6	4.0	3.6	7.0	8.4	3.7	3.0	2.5	2.3	3.2	2.9	4.4	4.1	6.9	6.3	9.8	8.9	13.0	12.7
United States:																							
All puerperal causes.....				6.3	6.0	6.2	5.9	14.4	10.6	6.1	5.3	4.5	4.2	5.2	5.1	6.9	6.5	9.8	9.8	13.7	12.9	20.1	19.3
Puerperal septicaemia.....				2.3	2.3	2.3	2.3	7.2	1.8	2.3	2.3	1.9	1.8	2.0	2.2	2.5	2.4	2.9	3.3	3.7	3.6	6.8	5.3
Other puerperal causes.....				4.0	3.7	3.9	3.6	7.2	8.8	3.7	3.0	2.6	2.3	3.2	3.0	4.4	4.1	6.9	6.5	10.0	9.2	13.3	14.0
Total foreign:																							
All puerperal causes.....				5.4	5.2	6.3	5.9	-----	-----	4.1	4.0	3.3	3.5	4.6	4.2	6.5	6.2	9.7	8.5	11.8	11.4	15.2	14.9
Puerperal septicaemia.....				2.0	2.0	2.2	2.2	-----	-----	1.5	1.6	1.5	1.6	2.0	1.8	2.5	2.3	3.0	2.8	3.0	3.4	2.9	5.4
Other puerperal causes.....				3.4	3.2	4.0	3.7	-----	-----	2.6	2.5	1.8	1.9	2.7	2.4	3.9	3.9	6.7	5.7	8.8	8.0	12.4	9.5
Austria, Hungary—																							
All puerperal causes.....				4.1	4.7	5.4	6.0	-----	-----	2.9	1.2	1.7	2.5	3.5	4.3	5.2	5.8	8.8	9.2	8.4	11.6	22.5	16.5
Puerperal septicaemia.....				1.9	1.9	2.3	2.3	-----	-----	1.4	1.2	0.9	1.1	2.0	2.2	2.9	1.5	3.2	3.3	1.6	5.4	-----	8.3
Other puerperal causes.....				2.2	2.8	3.1	3.7	-----	-----	1.4	-----	0.9	1.4	1.4	2.2	2.3	4.3	5.6	5.9	6.8	6.2	22.5	8.3
Canada—																							
All puerperal causes.....				7.9	6.3	8.2	6.5	-----	-----	6.4	3.7	5.3	4.6	6.4	4.9	9.6	7.4	11.7	9.0	19.4	16.2	19.9	37.3
Puerperal septicaemia.....				2.7	2.2	2.8	2.3	-----	-----	2.1	1.6	2.4	2.0	2.1	1.5	3.1	2.5	3.9	2.9	5.2	5.4	6.6	7.5
Other puerperal causes.....				5.1	4.1	5.3	4.3	-----	-----	4.3	2.1	2.9	2.6	4.3	3.5	6.5	4.9	7.8	6.1	14.2	10.8	13.2	29.9
Denmark, Norway, and Sweden—																							
All puerperal causes.....				6.4	6.4	7.2	6.3	-----	-----	5.4	15.2	5.5	4.8	6.4	4.9	6.2	5.7	7.3	9.4	13.0	5.3	14.0	13.2
Puerperal septicaemia.....				2.6	2.4	2.8	2.3	-----	-----	-----	6.1	2.4	2.1	3.4	2.3	2.9	1.8	3.0	3.3	2.4	0.8	-----	6.6
Other puerperal causes.....				3.8	4.0	4.4	4.0	-----	-----	5.4	10.1	3.0	2.7	3.0	2.6	3.3	3.9	4.3	6.1	10.6	4.6	14.0	6.6

See footnotes at end of table.

CAUSES OF DEATH

17

Table Q—Continued.

CAUSE OF DEATH, COLOR, AND COUNTRY OF BIRTH		DEATH RATE FROM PUERPERAL CAUSES, BY AGE OF MOTHER, PER 1,000 LIVE BIRTHS																			
		[Rates in <i>italics</i> are based on less than 5 deaths]																			
		All ages				Under 15 years		15 to 19 years		20 to 24 years		25 to 29 years		30 to 34 years		35 to 39 years		40 to 44 years		45 years and over	
		Adjusted rate ¹		Crude rate																	
		1928	1927	1928	1927	1928	1927	1928	1927	1928	1927	1928	1927	1928	1927	1928	1927	1928	1927	1928	1927
Total white ² —Continued.																					
Total foreign—Continued.																					
England, Scotland, and Wales—																					
All puerperal causes.....																					
Puerperal septicemia.....																					
Other puerperal causes.....																					
Ireland—																					
All puerperal causes.....																					
Puerperal septicemia.....																					
Other puerperal causes.....																					
Germany—																					
All puerperal causes.....																					
Puerperal septicemia.....																					
Other puerperal causes.....																					
Italy—																					
All puerperal causes.....																					
Puerperal septicemia.....																					
Other puerperal causes.....																					
Poland—																					
All puerperal causes.....																					
Puerperal septicemia.....																					
Other puerperal causes.....																					
Russia—																					
All puerperal causes.....																					
Puerperal septicemia.....																					
Other puerperal causes.....																					
Other foreign countries—																					
All puerperal causes.....																					
Puerperal septicemia.....																					
Other puerperal causes.....																					
Total colored:																					
All puerperal causes.....																					
Puerperal septicemia.....																					
Other puerperal causes.....																					

¹ The "adjusted" death rate is the rate at all ages which would have resulted from the rates for the specified age groups if the age constitution of the mothers of live births had been identical with that of the mothers of the standard million live births of 1917. (See Table R.) Unknown age is distributed in each nationality; for numbers, see Birth Reports. The rates for specified ages are based on deaths per 1,000 live births to mothers at corresponding ages.

² In continental United States; see Table A, Birth Report.

³ Includes data for country not stated; see Birth Reports.

DIAGRAM 5.—ADJUSTED DEATH RATES FROM PUERPERAL CAUSES PER 1,000 LIVE BIRTHS, BY COUNTRY OF BIRTH OF MOTHER FOR WHITE, AND ALSO FOR TOTAL WHITE AND FOR TOTAL COLORED IN THE UNITED STATES IN THE BIRTH REGISTRATION AREA: 1928

[Rates are shown in Table Q]

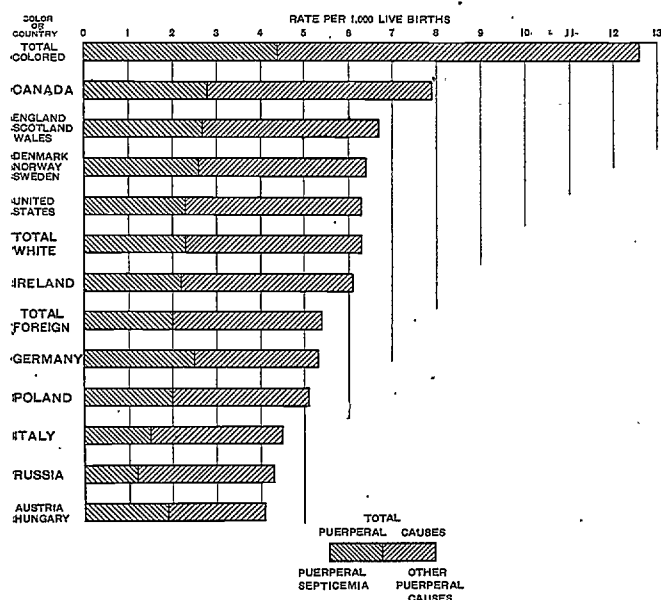


Table R shows the distribution, by age of mother, of the standard million live births in the birth regis-

tration area of 1917, on which the adjusted rates are based.

Table S shows death rates from puerperal causes per 1,000 live births for several foreign countries and for the United States (birth registration area of 1915).

As already pointed out, the classification of deaths from puerperal causes differs greatly in different countries. Higher rates in one country than in another, therefore, do not necessarily mean higher mortality from these causes. However, as classification in a given country presumably differs but little from year to year, the rates do presumably serve as useful measures of mortality from these causes within the country itself.

Comparing the rates of 1928 with those of 1915, for puerperal septicemia, the United States (birth registration area of 1915) had a decrease of 8.3 per cent in its rate, England and Wales an increase of 20 per cent, Chile an increase of 21.4 per cent, Netherlands an increase of 12.5 per cent, New Zealand an increase of 162.5 per cent, Scotland an increase of 26.3 per cent, Switzerland a decrease of 21.7 per cent, and Uruguay an increase of 15.4 per cent. For other puerperal causes, the United States showed an increase of 5.4 per cent, England and Wales a decrease of 3.7 per cent, Chile a decrease of 43.4 per cent,

Netherlands an increase of 41.2 per cent, New Zealand a decrease of 25.6 per cent, Scotland an increase of 9.5 per cent, and Switzerland a decrease of 18.8 per cent. Uruguay had the same rate (0.9) for both 1915 and 1928.

Table R	Distribution per 1,000,000 live births in the birth registration area of 1917 ¹	AGE OF MOTHER	Distribution per 1,000,000 live births in the birth registration area of 1917 ¹
AGE OF MOTHER			
All ages.....	1,000,000	25 to 29 years.....	276,767
10 to 14 years.....	542	30 to 34 years.....	186,666
15 to 19 years.....	83,085	35 to 39 years.....	116,152
20 to 24 years.....	293,050	40 to 44 years.....	39,684
		45 years and over.....	4,054

¹ See Table A, Birth Report.

Table S	DEATH RATE FROM PUERPERAL CAUSES PER 1,000 LIVE BIRTHS	Table S—Con.	DEATH RATE FROM PUERPERAL CAUSES PER 1,000 LIVE BIRTHS
COUNTRY AND YEAR	All puer-peral causes Puer-peral septi-cemia Other puer-peral causes	COUNTRY AND YEAR	All puer-peral causes Puer-peral septi-cemia Other puer-peral causes
United States (birth registration area of 1915): ¹		Ireland—Con.	
1928.....	6.1 2.2 3.9	1925 ²	4.7 1.7 3.0
1927.....	6.2 2.5 3.8	1924 ²	4.8 1.6 3.2
1926.....	6.2 2.4 3.8	1923 ²	4.8 1.9 2.9
1925.....	6.2 2.4 3.8	1922 ²	5.7 2.0 3.7
1924.....	6.2 2.4 3.9	1921.....	5.0 1.7 3.3
1923.....	6.4 2.4 3.9	1920.....	5.5 2.3 3.3
1922.....	6.2 2.2 4.0	1919.....	4.7 1.5 3.2
1921.....	6.5 2.6 3.9	1918.....	4.8 1.6 3.2
1920.....	7.6 2.6 5.1	1917.....	4.9 1.5 3.4
1919.....	6.8 2.3 4.5	1916.....	5.5 1.9 3.7
1918.....	8.9 2.3 6.6	1915.....	5.4 1.8 3.6
1917.....	6.3 2.6 3.7	Japan:	
1916.....	6.2 2.5 3.7	1927.....	2.8 0.9 1.9
1915.....	6.1 2.4 3.7	1926.....	2.7 1.0 1.8
England and Wales:		1925.....	3.0 1.0 2.0
1928.....	4.4 1.8 2.6	1924.....	3.1 1.3 1.9
1927.....	4.1 1.6 2.5	1923.....	3.4 1.3 2.1
1926.....	4.1 1.6 2.5	1922.....	3.3 1.2 2.2
1925.....	4.1 1.6 2.5	1921.....	3.6 1.3 2.3
1924.....	3.9 1.4 2.5	1920.....	3.5 1.3 2.2
1923.....	3.8 1.3 2.5	1919.....	3.3 1.2 2.1
1922.....	3.8 1.4 2.4	1918.....	3.8 1.4 2.4
1921.....	3.9 1.4 2.5	1917.....	3.5 1.4 2.1
1920.....	4.3 1.8 2.5	1916.....	3.5 1.4 2.1
1919.....	4.4 1.7 2.7	1915.....	3.6 1.5 2.1
1918.....	3.8 1.3 2.5	Netherlands:	
1917.....	3.9 1.3 2.6	1928.....	3.4 0.9 2.4
1916.....	4.1 1.4 2.7	1927.....	2.9 0.9 2.0
1915.....	4.2 1.5 2.7	1926.....	2.9 0.9 1.9
Australia:		1925.....	2.6 0.9 1.8
1927.....	5.9 2.2 3.8	1924.....	2.4 0.7 1.7
1926.....	5.3 1.6 3.7	1923.....	2.3 0.6 1.7
1925.....	5.6 1.7 3.9	1922.....	2.5 0.7 1.8
1924.....	5.5 2.0 3.5	1921.....	2.3 0.7 1.6
1923.....	5.1 1.7 3.4	1920.....	2.4 0.8 1.6
1922.....	4.5 1.4 3.1	1919.....	3.4 1.2 2.1
1921.....	4.7 1.5 3.2	1918.....	3.0 1.0 2.0
1920.....	5.0 1.8 3.2	1917.....	2.5 0.8 1.7
1919.....	4.7 1.4 3.3	1916.....	2.6 1.0 1.6
1918.....	4.7 1.5 3.3	1915.....	2.5 0.8 1.7
1917.....	5.6 1.9 3.7	New Zealand:	
1916.....	5.3 2.1 3.1	1928.....	4.9 2.1 2.9
1915.....	4.3 1.3 2.9	1927.....	4.9 2.5 2.4
Chile:		1926.....	4.2 1.4 2.9
1928.....	4.7 1.7 3.0	1925.....	4.7 1.5 3.2
1927.....	5.8 2.0 3.8	1924.....	5.0 1.9 3.1
1926.....	5.8 1.6 4.3	1923.....	5.1 1.9 3.3
1925.....	6.1 1.5 4.6	1922.....	5.1 1.8 3.3
1924.....	6.1 1.3 4.7	1921.....	5.1 1.7 3.4
1923.....	7.4 1.9 5.5	1920.....	6.5 2.2 4.2
1922.....	8.0 2.2 5.8	1919.....	5.1 2.1 2.9
1921.....	7.9 2.4 5.5	1918.....	5.2 1.9 3.3
1920.....	7.5 2.1 5.4	1917.....	6.0 2.1 3.9
1919.....	8.8 2.1 6.7	1916.....	5.9 2.1 3.8
1918.....	8.2 2.0 6.2	1915.....	4.7 0.8 3.9
1917.....	7.2 2.1 5.2	Norway:	
1916.....	7.3 1.6 5.7	1927.....	2.5 1.0 1.4
1915.....	6.6 1.4 5.3	1926.....	3.2 1.0 2.2
Ireland:		1925.....	2.7 0.8 1.9
1928 ²	4.9 1.7 3.2	1924.....	2.9 0.6 2.3
1927 ²	4.5 1.3 3.2	1923.....	2.8 0.8 2.0
1926 ²	4.9 1.9 3.0	1922.....	2.5 0.7 1.8
		1921.....	2.2 0.8 1.5
		1920.....	2.6 0.8 1.8
		1919.....	3.4 1.3 2.1
		1918.....	2.4 0.8 1.6

See footnotes at end of table.

Table S—Con.	DEATH RATE FROM PUERPERAL CAUSES PER 1,000 LIVE BIRTHS	Table S—Con.	DEATH RATE FROM PUERPERAL CAUSES PER 1,000 LIVE BIRTHS
COUNTRY AND YEAR	All puer-peral causes Puer-peral septi-cemia Other puer-peral causes	COUNTRY AND YEAR	All puer-peral causes Puer-peral septi-cemia Other puer-peral causes
Norway—Con.		Sweden—Con.	
1917.....	3.0 1.3 1.7	1921.....	2.7 1.3 1.4
1916.....	2.8 1.0 1.8	1920.....	2.7 1.3 1.4
1915.....	2.7 0.9 1.7	1919.....	3.2 1.6 1.6
Scotland:		1918.....	2.6 1.3 1.3
1928.....	7.0 2.4 4.6	1917.....	2.5 1.1 1.3
1927.....	6.4 1.9 4.5	1916.....	2.7 1.2 1.4
1926.....	6.4 1.7 4.7	1915.....	2.9 1.2 1.7
1925.....	6.2 1.6 4.5	Switzerland:	
1924.....	5.8 1.7 4.1	1928.....	4.4 1.8 2.6
1923.....	6.4 1.9 4.5	1927.....	3.7 1.7 2.1
1922.....	6.6 2.0 4.6	1926.....	4.4 2.0 2.4
1921.....	6.4 2.0 4.4	1925.....	4.3 2.0 2.3
1920.....	6.2 1.8 4.4	1924.....	4.8 1.6 3.1
1919.....	6.2 1.4 4.8	1923.....	4.6 2.2 2.4
1918.....	7.0 1.2 5.8	1922.....	5.1 2.5 2.6
1917.....	5.9 1.7 4.2	1921.....	5.5 3.1 2.4
1916.....	5.7 1.7 4.0	1920.....	5.6 2.9 2.7
1915.....	6.1 1.9 4.2	1919.....	5.7 2.7 3.0
Spain:		1918.....	5.1 2.9 2.3
1927.....	3.9 2.2 1.6	1917.....	5.6 2.8 2.7
1926.....	3.8 2.1 1.6	1916.....	5.4 2.4 3.0
1925.....	4.0 2.4 1.5	1915.....	5.5 2.3 3.2
1924.....	4.4 2.7 1.7	Uruguay:	
1923.....	4.6 2.8 1.8	1928.....	2.4 1.5 0.9
1922.....	4.9 3.2 1.8	1927.....	2.2 1.3 0.9
1921.....	5.1 3.2 1.9	1926.....	3.0 1.9 1.0
1920.....	5.0 3.1 1.9	1925.....	2.5 1.5 1.0
1919.....	5.3 3.3 2.0	1924.....	2.5 1.6 0.9
1918.....	6.4 4.1 2.3	1923.....	2.7 1.7 1.0
1917.....	5.0 3.1 1.9	1922.....	2.7 1.6 1.1
1916.....	5.1 3.1 2.1	1921.....	3.3 1.9 1.3
1915.....	5.2 3.1 2.1	1920.....	3.4 2.1 1.3
Sweden:		1919.....	2.3 1.5 0.8
1926.....	2.9 1.6 1.3	1918.....	3.0 1.8 1.2
1925.....	2.6 1.2 1.4	1917.....	3.2 1.6 1.5
1924.....	2.4 0.9 1.5	1916.....	2.9 1.9 1.0
1923.....	2.3 1.2 1.2	1915.....	2.2 1.3 0.9
1922.....	2.5 1.1 1.4		

¹ Exclusive of Rhode Island; see Table A, Birth Report.

² Rates are for the Irish Free State.

NOTE.—The data are from annual reports on vital statistics of the various countries.

ACCIDENTAL, OTHER, OR UNDEFINED EXTERNAL CAUSES

In 1928 the number of deaths due to accidental, other, or undefined external causes was 90,712; of these the greatest number was due to automobile accidents (23,765), excluding collisions with railroad trains and street cars; next in order were deaths due to traumatism by fall (16,116); drowning (8,084); railroad accidents (6,796); burns, conflagration excepted (6,323); traumatism by firearms (2,839); traumatism in mines and quarries (2,755); absorption of irrespirable, irritating, or poisonous gas (2,590); and traumatism by machines (2,180).

Deaths from conflagration numbered 1,760; from street-car accidents, 1,581; from excessive heat, 654; from airplane and balloon accidents, 473—more than twice as many as in 1927 (214); from lightning, 428; and from motor-cycle accidents, 332.

Among the 5,162 accidental deaths in California, 649, or about 12 per cent, were due to drowning, many of which resulted from the breaking of the St. Francis Dam, which is a part of the water system of Los Angeles; in Florida, out of a total of 1,833 accidental deaths, 499—or more than one-fourth—were from drowning, due mostly to the hurricane and flood in September.

According to information from the Florida State Board of Health, there were at least 1,524 deaths (mostly of colored persons) due to the hurricane in

September, but these have not been included in the total shown in the general tables, because of lack of absolute identification, although there was reliable information that these bodies were recovered and buried, cremated, or otherwise disposed of.

There were returned to the bureau, from the State, 389 transcripts of death which were assigned to drowning, as a consequence of the severe storm.

Mine accidents in Pennsylvania, numbering 1,001, caused about 12 per cent of all accidental deaths in the State; 208 in Kentucky, about 11 per cent, and 552 in West Virginia caused about 30 per cent of such deaths. In Illinois at least 575 deaths were due to tornado, shipwreck, and mine accidents.

DEATHS FROM MOTOR VEHICLES

In the registration area the number of deaths from all motor vehicles increased from 17,131 in 1924 to 26,680 in 1928. In the registration States of 1900—10 in all—these deaths increased from 6,020 to 8,103, or 34.6 per cent, in the 5-year period; in the States of

1906—14 in all—the corresponding increase was from 9,480 to 12,777, or 34.8 per cent; in the States of 1910—20 in all—the increase was from 11,931 to 16,797, or 40.8 per cent; and in the States of 1920—34 in all—the deaths from motor vehicles increased from 16,071 in 1924, to 23,734 in 1928, or 47.7 per cent, in the 5-year period.

In striking contrast to these increases are the decreases in deaths from typhoid and paratyphoid fever. In the States of 1900 there were 1,060 in 1924 and 619 in 1928, a decrease of 41.6 per cent; the corresponding decrease for the 5-year period for the States of 1910 was from 2,200 to 1,293, or 41.2 per cent, and for the States of 1920, from 5,717 to 3,894, or 31.9 per cent.

In the last group of States there are eight with large colored populations, among whom the deaths from typhoid fever are almost invariably numerous, and which accounts for the smaller per cent of decrease in this group as compared with the other two.

Table T presents, in detail, the number of deaths from all motor vehicles.

Table T

NUMBER OF DEATHS FROM—

AREA*	All motor-vehicle accidents					Automobile accidents (excluding collisions with railroad trains and street cars)					Automobile accidents in collision with—										Motor-cycle accidents				
											Railroad trains					Street cars									
	1928	1927	1926	1925	1924	1928	1927	1926	1925	1924	1928	1927	1926	1925	1924	1928	1927	1926	1925	1924	1928	1927	1926	1925	1924
The registration area in continental United States	26,680	23,603	21,111	19,602	17,131	23,765	21,160	18,871	17,571	15,528	2,041	1,676	1,556	1,266	996	542	476	464	498	365	332	291	220	267	242
Registration States ¹	26,311	23,114	20,625	19,149	16,796	23,427	20,704	18,419	17,149	15,221	2,030	1,664	1,540	1,250	981	534	467	454	485	357	320	279	212	265	237
Cities in registration States ¹	14,680	13,281	12,042	11,498	10,282	13,430	12,252	11,071	10,640	9,553	694	527	505	393	330	355	322	324	297	258	201	180	142	168	141
Rural part of registration States	11,631	9,833	8,583	7,651	6,514	9,997	8,452	7,348	6,509	5,668	1,336	1,137	1,035	857	651	179	145	130	188	99	119	99	70	97	96
Registration cities in non-registration States	369	489	486	453	335	338	456	452	422	307	11	12	16	15	8	9	10	13	8	12	12	8	2	5	
All registration cities ¹	15,049	13,770	12,528	11,951	10,617	13,768	12,708	11,523	11,062	9,860	705	539	521	409	345	363	331	334	310	266	213	192	150	170	146
The registration States of—																									
1900 ²	8,103	7,562	6,711	6,502	6,020	7,269	6,793	6,056	5,877	5,457	561	497	432	333	316	164	166	150	190	176	109	106	73	102	71
Urban	5,503	5,328	4,829	4,723	4,349	5,119	4,943	4,501	4,407	4,051	212	198	177	135	134	103	108	97	111	118	69	79	54	70	46
Rural	2,600	2,234	1,882	1,779	1,671	2,150	1,850	1,555	1,470	1,406	349	299	255	198	182	61	58	53	79	58	40	27	19	32	25
1906 ²	12,777	12,011	10,765	10,182	9,480	11,470	10,845	9,741	9,197	8,650	855	757	647	506	448	264	243	246	290	224	188	166	131	189	158
Urban	7,992	7,802	7,069	6,784	6,330	7,395	7,241	6,580	6,307	5,901	305	281	231	187	178	172	164	169	167	156	120	116	89	123	95
Rural	4,785	4,209	3,696	3,398	3,150	4,075	3,604	3,161	2,890	2,749	550	476	416	319	270	92	79	77	123	68	68	50	42	66	63
1910 ²	16,797	15,367	13,713	13,053	11,931	14,898	13,736	12,283	11,712	10,818	1,282	1,077	933	746	646	391	343	339	370	281	226	211	158	225	186
Urban	10,261	9,712	8,821	8,483	7,768	9,409	8,963	8,188	7,853	7,223	457	382	342	276	239	255	224	232	211	197	140	143	109	143	109
Rural	6,536	5,655	4,892	4,570	4,163	5,489	4,773	4,145	3,859	3,595	825	695	591	470	407	136	119	107	159	94	86	68	49	82	77
1920 ²	23,734	21,524	19,372	18,159	16,071	21,080	19,237	17,286	16,236	14,545	1,847	1,573	1,444	1,191	946	514	448	437	472	349	293	266	205	260	231
Urban	13,738	12,724	11,600	11,119	10,008	12,581	11,746	10,675	10,292	9,299	633	498	473	372	321	340	307	314	289	251	184	173	138	166	137
Rural	9,996	8,800	7,772	7,040	6,063	8,499	7,491	6,611	5,944	5,246	1,214	1,075	971	819	625	174	141	123	183	98	109	93	67	94	94
Alabama	Urban—167	156	151	126	(³)	151	188	133	119	(³)	11	11	14	4	(³)	4	4	3	3	(³)	1	3	1	—	(³)
Rural—240	239	198	143	(³)	(³)	224	223	186	133	(³)	13	15	11	9	—	—	1	—	—	(³)	3	1	—	—	(³)
Arizona	Urban—38	54	33	(³)	(³)	35	50	32	(³)	(³)	3	2	1	(³)	(³)	—	—	2	(³)	(³)	—	—	—	(³)	(³)
Rural—92	93	87	(³)	(³)	(³)	38	90	84	(³)	(³)	3	2	2	(³)	(³)	—	—	—	(³)	(³)	1	1	—	(³)	(³)
Arkansas	Urban—57	48	(³)	(³)	(³)	54	41	(³)	(³)	(³)	2	4	(³)	(³)	(³)	1	—	(³)	(³)	(³)	3	(³)	(³)	(³)	(³)
Rural—170	136	(³)	(³)	(³)	(³)	157	129	(³)	(³)	(³)	11	7	(³)	(³)	(³)	1	—	(³)	(³)	(³)	1	—	(³)	(³)	(³)
California	Urban—966	943	828	755	776	876	856	736	677	689	47	45	30	30	34	24	28	47	34	33	19	14	15	14	20
Rural—972	883	847	771	644	644	879	772	728	650	565	68	90	94	75	56	13	13	15	32	7	12	8	10	14	16
Colorado	Urban—90	113	76	62	67	87	105	71	56	62	1	8	3	3	3	—	—	3	1	2	—	—	—	—	1
Rural—149	143	118	94	109	109	134	129	104	90	96	14	14	12	3	10	—	—	1	1	—	—	—	—	—	3
Connecticut	Urban—361	298	267	283	254	329	278	244	268	231	15	6	6	5	5	8	5	8	5	10	9	9	9	5	8
Rural—85	56	68	77	47	47	78	49	63	72	46	4	4	3	2	—	—	—	1	1	—	3	2	1	3	1
Delaware	Urban—51	43	30	21	30	49	40	29	21	29	1	1	—	—	—	1	2	1	—	—	—	—	—	—	1
Rural—27	28	37	18	23	23	26	22	21	16	17	6	6	16	1	6	—	—	—	—	—	1	—	—	—	—
Florida	Urban—123	150	181	201	97	110	143	174	189	94	7	4	2	5	—	3	2	2	5	2	3	1	3	2	1
Rural—317	305	380	282	161	294	341	282	341	260	148	18	19	33	21	12	—	—	—	—	—	5	4	6	1	1
Georgia	Urban—216	(³)	(³)	(³)	143	197	(³)	(³)	(³)	134	13	(³)	(³)	(³)	(³)	4	2	(³)	(³)	(³)	4	(³)	(³)	(³)	1
Rural—294	(³)	(³)	(³)	(³)	178	271	(³)	(³)	(³)	173	21	(³)	(³)	(³)	(³)	3	2	(³)	(³)	(³)	—	(³)	(³)	(³)	2
Idaho	Urban—14	11	12	11	11	14	10	11	11	11	—	9	4	5	5	—	—	1	1	—	—	—	—	—	—
Rural—83	77	73	50	48	48	76	66	66	45	43	7	9	4	5	5	—	—	2	3	—	—	—	—	—	—
Illinois	Urban—1,429	1,239	1,117	1,028	885	1,288	1,131	998	933	790	94	45	63	40	50	33	51	48	43	33	14	12	8	12	12
Rural—628	505	494	505	364	455	381	340	335	275	139	103	136	151	74	31	11	14	17	11	3	10	4	2	4	
Indiana	Urban—553	526	407	388	324	445	408	326	319	274	76	71	57	40	32	21	29	14	11	7	3	—	—	—	4
Rural—466	376	314	282	274	339	257	221	190	206	93	89	70	51	47	29	28	22	41	20	5	2	1	—	—	1

See footnotes at end of table.

MORTALITY STATISTICS

Table T—Continued.

AREA		All motor-vehicle accidents					Automobile accidents (excluding collisions with railroad trains and street cars)					Automobile accidents in collision with—										Motor-cycle accidents				
												Railroad trains					Street cars									
		1928	1927	1926	1925	1924	1928	1927	1926	1925	1924	1928	1927	1926	1925	1924	1928	1927	1926	1925	1924					
Iowa	Urban	171	143	126	142	96	142	133	104	125	86	21	7	16	12	5	6	3	5	4	3	2	1	1	1	2
	Rural	214	172	186	161	141	187	151	160	146	125	26	18	23	9	15	1	2	2	5	1	1	1	1	1	1
Kansas	Urban	115	100	100	132	84	106	84	87	115	76	6	14	11	14	6	2	2	2	1	1	1	2	1	1	1
	Rural	251	212	189	154	120	198	169	154	125	93	51	43	33	27	25	1	2	2	1	1	1	1	1	1	1
Kentucky	Urban	168	140	124	133	106	152	137	117	125	105	5	2	3	6	7	1	2	2	1	4	2	2	1	1	1
	Rural	207	186	175	127	104	190	162	160	112	92	9	24	14	15	11	5	—	—	—	3	1	1	1	1	1
Louisiana	Urban	201	157	149	130	129	189	150	139	125	123	10	6	5	2	2	—	2	2	1	2	1	3	1	3	3
	Rural	167	171	138	121	89	159	145	132	116	87	8	26	6	5	2	—	—	—	—	—	—	—	—	—	—
Maine	Urban	52	60	53	47	52	49	53	49	47	46	2	4	—	—	5	1	3	1	—	—	—	—	—	—	—
	Rural	76	64	54	55	49	66	59	51	51	45	10	3	3	3	4	—	—	1	—	—	—	—	—	—	—
Maryland	Urban	241	211	221	193	163	228	205	212	181	153	4	—	2	1	3	3	2	1	3	3	6	4	6	8	4
	Rural	140	136	107	95	104	115	125	100	90	93	20	11	6	2	9	2	—	3	—	3	3	1	1	1	2
Massachusetts	Urban	631	617	596	648	612	609	581	582	602	587	9	5	3	4	10	3	10	8	13	5	10	21	3	29	10
	Rural	128	131	112	144	110	115	115	100	127	98	8	11	6	10	10	—	2	—	3	5	5	3	6	4	2
Michigan	Urban	838	863	810	711	623	754	811	742	649	559	48	28	43	31	24	30	20	19	26	35	6	4	6	5	5
	Rural	593	525	433	373	371	493	455	370	306	304	74	52	43	48	41	19	11	17	16	23	7	7	3	3	3
Minnesota	Urban	233	191	184	201	196	200	181	167	183	185	22	5	5	8	6	10	5	10	7	4	1	2	2	3	1
	Rural	276	207	179	198	207	235	188	159	178	181	36	15	18	17	24	3	2	—	—	—	2	2	2	3	2
Mississippi	Urban	88	75	55	46	32	74	65	51	39	30	11	10	3	7	2	1	—	—	—	2	—	—	—	—	—
	Rural	204	202	177	138	101	179	178	164	131	95	25	24	13	7	6	—	—	—	—	—	—	—	—	—	—
Missouri	Urban	424	322	346	365	351	380	298	318	352	332	13	6	14	4	8	26	13	10	7	9	5	5	4	2	
	Rural	276	259	207	174	132	245	219	175	157	117	30	34	32	16	13	1	5	—	—	1	1	1	1	1	1
Montana	Urban	41	30	31	39	28	38	26	30	30	33	1	3	1	7	5	2	—	—	—	—	—	—	—	—	—
	Rural	100	48	70	63	36	80	47	63	54	36	20	1	7	7	—	—	—	—	—	—	—	—	—	—	—
Nebraska	Urban	75	81	58	51	48	71	74	53	50	45	2	3	3	—	3	1	3	1	—	—	1	1	1	1	—
	Rural	167	145	120	114	80	146	124	101	75	68	21	20	19	39	11	—	1	—	—	—	—	—	—	—	—
New Hampshire	Urban	40	49	33	37	35	38	44	32	34	34	—	—	—	—	—	—	—	—	—	—	—	—	—	—	—
	Rural	45	34	41	58	28	38	27	36	53	27	4	7	4	3	—	—	—	—	—	—	—	—	—	—	—
New Jersey	Urban	707	740	595	604	558	679	704	558	567	529	16	21	26	20	22	3	7	7	6	3	9	8	4	11	4
	Rural	385	316	267	242	260	336	269	234	204	217	45	40	30	29	38	1	1	2	8	2	3	6	1	1	3
New York	Urban	2,029	1,921	1,833	1,774	1,661	1,944	1,822	1,741	1,703	1,575	43	57	41	31	35	27	19	30	24	43	15	23	21	16	8
	Rural	741	669	546	482	473	610	562	437	408	410	108	87	92	48	38	12	13	10	9	13	11	7	7	17	12
North Carolina	Urban	191	176	169	125	100	181	167	152	113	98	7	7	13	8	2	1	—	—	—	—	—	—	—	—	—
	Rural	435	367	341	287	247	396	336	303	263	230	35	28	36	23	14	—	—	—	—	—	—	—	—	—	—
North Dakota	Urban	14	12	12	12	3	14	12	12	7	3	—	—	—	—	—	—	—	—	—	—	—	—	—	—	—
	Rural	75	67	69	59	45	65	60	58	52	42	10	7	11	6	3	—	—	—	—	—	—	—	—	—	—
Ohio	Urban	1,347	1,148	1,085	996	800	1,195	1,025	946	913	734	95	72	85	48	31	50	37	45	28	27	7	14	9	7	7
	Rural	694	675	502	485	384	513	469	371	372	290	145	167	101	81	72	32	28	28	23	15	4	11	2	4	7
Oklahoma	Urban	139	(9)	(9)	(9)	(9)	130	(9)	(9)	(9)	(9)	5	(9)	(9)	(9)	(9)	1	(9)	(9)	(9)	(9)	3	(9)	(9)	(9)	(9)
	Rural	222	(9)	(9)	(9)	(9)	200	(9)	(9)	(9)	(9)	20	(9)	(9)	(9)	(9)	(9)	(9)	(9)	(9)	(9)	2	(9)	(9)	(9)	(9)
Oregon	Urban	101	91	73	70	57	91	80	66	57	54	2	4	2	3	—	4	4	3	9	1	4	3	2	1	2
	Rural	173	131	129	99	103	158	114	121	87	90	12	13	6	5	11	—	—	—	—	—	3	1	2	3	2
Pennsylvania	Urban	1,192	1,207	1,115	1,051	975	1,085	1,132	1,060	986	946	41	30	19	18	4	42	26	23	16	1	24	19	13	31	24
	Rural	924	813	742	659	622	797	728	674	590	589	49	62	49	41	13	16	8	8	3	3	12	15	11	20	17
Rhode Island	Urban	142	114	119	121	106	133	110	114	115	97	2	—	—	1	2	—	—	—	—	—	1	1	1	2	3
	Rural	22	21	13	21	17	21	21	13	18	16	—	—	—	—	—	—	—	—	—	—	—	—	—	—	—
South Carolina	Urban	83	82	72	63	69	83	80	66	57	65	—	—	—	1	4	3	—	—	—	—	—	—	—	—	—
	Rural	176	203	138	134	105	168	199	126	122	102	7	3	11	12	2	—	—	—	—	—	1	1	1	1	1
Tennessee	Urban	234	197	173	157	143	213	184	167	152	134	14	8	5	2	2	4	3	1	2	4	3	2	—	1	3
	Rural	177	176	156	145	110	169	161	145	126	98	8	12	11	18	10	—	—	—	—	—	—	—	—	—	—
Utah	Urban	63	51	41	52	44	57	44	41	47	40	4	1	—	—	4	3	1	6	—	1	1	1	—	—	—
	Rural	75	37	45	48	41	66	35	39	42	41	9	2	6	3	—	—	—	—	—	—	—	—	—	—	—
Vermont	Urban	17	26	16	15	11	15	24	15	15	11	—	—	—	—	—	—	—	—	—	—	—	—	—	—	—
	Rural	59	42	34	45	42	54	36	30	41	37	3	6	4	1	4	—	—	—	—	—	—	—	—	—	—
Virginia	Urban	194	159	132	114	109	185	150	120	111	101	4	6	6	1	4	2	1	4	2	2	3	2	2	—	2

CAUSES OF DEATH

21

Table T—Continued.

AREA	NUMBER OF DEATHS FROM—																			
	All motor-vehicle accidents					Automobile accidents (excluding collisions with railroad trains and street cars)					Automobile accidents in collision with—									
											Railroad trains					Street cars				
	1928	1927	1926	1925	1924	1928	1927	1926	1925	1924	1928	1927	1926	1925	1924	1928	1927	1926	1925	1924
CITIES OF 100,000 POPULATION OR MORE IN 1920—continued.																				
Detroit.....	379	419	425	375	332	360	403	399	346	305	10	3	10	13	4	8	12	14	16	22
Fall River.....	24	12	19	18	20	24	11	19	17	16	1	1	1	1	1	1	1	1	1	1
Fort Worth.....	47	33	35	35	27	44	31	30	32	27	1	1	1	1	1	2	1	3	3	1
Grand Rapids.....	39	39	35	47	36	33	35	32	45	31	3	1	1	1	5	2	1	1	1	1
Hartford.....	60	52	47	55	40	51	49	46	53	33	4	1	1	1	1	2	1	2	6	3
Houston.....	83	63	42	36	32	71	57	40	31	31	7	1	1	2	1	2	1	1	3	3
Indianapolis.....	134	111	105	88	80	120	84	83	78	71	10	9	11	3	3	4	17	10	7	6
Jersey City.....	50	66	41	66	57	48	65	41	64	56	1	1	1	1	1	1	1	1	1	1
Kansas City, Kans.....	18	23	8	27	21	18	20	8	27	18	2	2	2	2	2	1	1	1	1	1
Kansas City, Mo.....	112	84	85	92	91	96	80	82	87	87	4	4	3	3	3	9	3	1	2	3
Los Angeles.....	361	376	318	280	309	337	353	286	258	267	9	11	7	7	13	9	10	19	12	21
Louisville.....	91	83	68	71	58	80	81	64	64	58	2	2	1	5	7	2	2	2	2	1
Lowell.....	18	16	23	26	23	17	16	22	26	23	1	1	1	1	1	1	1	1	1	1
Memphis.....	92	71	60	56	43	80	68	57	52	40	8	1	2	2	1	4	2	1	2	2
Milwaukee.....	143	161	107	108	93	127	121	101	102	88	9	4	3	5	4	5	3	2	1	2
Minneapolis.....	104	66	76	79	89	89	64	69	76	86	5	1	1	1	1	9	1	5	2	3
Nashville.....	45	48	39	38	39	43	46	39	38	34	1	1	1	1	1	1	1	1	1	1
Newark, N. J.....	117	125	113	114	105	117	122	109	110	104	1	1	1	1	1	3	3	2	1	1
New Bedford.....	20	17	12	20	14	20	16	11	18	13	1	1	1	1	1	1	1	1	1	1
New Haven.....	53	51	43	41	49	49	48	42	40	48	3	3	2	1	1	3	1	1	1	1
New Orleans.....	120	99	91	82	87	114	96	85	78	84	5	3	2	1	1	2	2	1	1	1
New York.....	1,137	1,122	1,115	1,081	1,021	1,120	1,099	1,082	1,080	1,000	3	2	3	6	6	7	7	14	5	10
Bronx Borough.....	176	157	120	118	122	172	156	119	117	122	1	1	1	1	1	2	2	1	2	2
Brooklyn Borough.....	374	358	357	345	337	369	349	338	341	327	1	1	1	1	1	2	1	10	2	7
Manhattan Borough.....	423	470	502	488	443	418	461	494	484	437	1	1	2	1	1	2	4	2	2	2
Queens Borough.....	129	112	108	110	96	128	108	102	102	90	1	1	2	5	6	2	2	1	1	2
Richmond Borough.....	35	25	30	20	23	33	25	29	16	22	1	1	1	1	1	1	1	1	1	1
Norfolk.....	27	35	28	26	18	25	35	25	24	16	1	1	1	1	1	1	1	1	1	1
Oakland.....	82	61	65	50	54	72	53	51	44	49	8	7	6	3	3	1	1	7	3	2
Omaha.....	47	56	37	36	31	45	49	33	35	29	3	3	2	3	2	1	3	1	1	1
Paterson.....	60	56	36	45	55	57	52	34	41	49	3	1	4	5	5	3	1	1	1	1
Philadelphia.....	335	338	340	299	265	318	324	329	296	263	3	3	2	1	1	17	8	7	3	3
Pittsburgh.....	179	223	169	180	189	160	215	163	166	186	3	3	1	1	1	11	4	4	4	5
Portland, Oreg.....	70	69	57	54	44	64	62	52	42	41	1	2	1	2	2	4	4	3	9	1
Providence.....	83	66	66	84	65	77	64	61	79	58	1	2	1	2	2	5	2	2	2	4
Reading.....	33	30	19	20	26	30	30	19	19	24	2	2	1	1	1	1	1	1	1	1
Richmond.....	54	46	44	41	34	52	46	37	41	33	1	1	1	1	1	1	1	1	1	1
Rochester.....	72	66	76	61	56	68	62	65	54	48	4	3	6	5	4	3	2	3	3	1
St. Louis.....	222	170	188	206	208	205	159	172	201	197	1	1	1	7	3	14	8	8	4	6
St. Paul.....	65	62	51	50	59	58	57	46	42	55	6	1	1	2	4	1	4	4	5	1
Salt Lake City.....	47	35	33	47	37	45	30	33	42	34	1	1	1	1	1	1	1	1	1	1
San Antonio.....	69	50	44	41	23	64	48	40	39	22	1	1	2	1	1	1	1	1	1	1
San Francisco.....	148	174	139	118	117	138	166	128	105	113	1	1	2	2	1	6	4	6	9	2
Scranton.....	35	40	33	35	24	33	34	32	33	24	1	5	3	1	1	2	1	1	3	3
Seattle.....	100	86	74	71	55	90	79	69	66	53	1	4	3	1	1	8	2	1	3	2
Spokane.....	29	23	30	23	25	26	21	27	21	22	2	2	3	2	1	1	1	1	1	1
Springfield, Mass.....	26	29	39	25	28	26	24	38	21	27	1	1	1	1	1	1	1	1	1	1
Syracuse.....	64	48	45	30	46	59	43	44	29	41	2	5	1	1	2	3	1	1	1	1
Toledo.....	109	120	85	74	52	85	108	74	67	46	15	3	9	5	1	9	7	1	1	5
Trenton.....	53	41	34	39	34	50	40	33	39	34	2	1	1	1	1	1	1	1	1	1
Washington, D. C.....	133	114	100	95	113	124	108	98	88	108	1	1	1	1	1	4	1	1	5	2
Wilmington, Del.....	51	43	30	21	30	49	40	29	21	29	1	1	1	1	1	1	2	1	1	4
Worcester.....	36	47	33	45	33	35	46	32	40	29	1	1	1	1	1	1	1	1	1	3
Yonkers.....	19	25	19	16	16	19	25	19	15	16	1	1	1	1	1	1	1	1	1	1
Youngstown.....	69	59	44	47	44	63	56	42	43	39	1	1	1	1	1	3	2	2	4	2

*Per cent of the population of continental United States included in registration area: 1928, 95.4; 1927, 91.3; 1926, 89.8; 1925, 89.4; 1924, 88.5. Registration States of 1900, about 26 per cent; registration States of 1906, about 40; registration States of 1910, about 54; registration States of 1920 about 81.

¹ Including District of Columbia.

² See Table A.

³ Not added to registration area until a later date.

⁴ In 1925 the State registration law was declared unconstitutional; under a new law the State was readmitted in 1928.

One particularly distressing phase of automobile fatalities is the large number of deaths among children, but still there has been a marked reduction in the per cent of such deaths between 1920 and 1928; on the other hand, the deaths among old persons have noticeably increased.

For the registration States of 1920—34 in all—the per cent of deaths of children under 5 years of age decreased from 7.9 in 1920 to 5.6 in 1928; for children from 5 to 9 years of age, the per cent steadily decreased from 16.8 to 9.5; and for those from 10 to 14 years,

from 8.5 to 4.9. For all children under 15 the per cent of deaths fell from 33.1 in 1920 to 20.1 in 1928. In contrast to this, the per cent of deaths from automobile accidents among persons 75 years of age and over increased from 3.9 in 1920 to 5.5 in 1928, and among those from 65 to 74 years of age the increase was almost continuous from 7.3 to 9.9.

Table U gives the per cent of deaths of children and of persons at old ages, to deaths at all ages from automobile accidents in the registration States of 1920.

Table U

YEAR	PER CENT OF DEATHS FROM AUTOMOBILE ACCIDENTS ¹ IN THE REGISTRATION STATES OF 1920, ² AT AGES—					
	Under 5 years	5 to 9 years	10 to 14 years	Under 15 years	65 to 74 years	75 years and over
1928	5.6	9.5	4.9	20.1	9.9	5.5
1927	6.2	11.1	4.9	22.2	9.8	5.1
1926	6.0	12.1	5.3	23.4	9.4	5.1
1925	6.5	12.3	5.6	24.5	9.4	4.9
1924	7.0	13.4	6.2	26.5	8.8	4.4
1923	6.5	13.8	6.2	26.5	8.4	4.3
1922	7.3	15.5	6.9	29.7	8.2	4.3
1921	7.8	16.0	7.5	31.2	8.1	3.8
1920	7.9	16.8	8.5	33.1	7.3	3.9

¹ Excludes deaths in collisions with railroad trains and street cars.² See Table A.

ANESTHETICS

A death connected with surgical anesthesia is usually charged to the condition (when known) for which the operation is performed. Tables V and W, however, include every case where any anesthetic was stated on the death certificate as a cause or as a contributory cause of death. The total number of such cases in 1928 was 569, as compared with 695 in 1927.

Table V

AGE AND SEX		DEATHS UNDER OR CONNECTED WITH THE ADMINISTRATION OF ANESTHETICS, IN THE REGISTRATION AREA IN CONTINENTAL UNITED STATES: 1928						
		Total	Chloroform	Ether	Ether and gas	Ether and nitrous oxid	Ethyl chlorid	Ethylene
All ages	(Male 281 Female 288)	281 288	10 13	119 133	1 3	2 3	1 3	2 4
Under 1 year	(M 3 F 4)	3 4		2 3				
1 year	(M 1 F 6)	1 6		1 5				
2 years	(M 6 F 2)	6 2	2	3				
3 years	(M 6 F 2)	6 2		2				
4 years	(M 7 F 2)	7 2	1	5				
Under 5 years	(M 23 F 16)	23 16	3	13				
5 to 9 years	(M 21 F 18)	21 18	3	12		1	1	
10 to 14 years	(M 5 F 12)	5 12		2			2	
15 to 19 years	(M 10 F 12)	10 12		6				
20 to 24 years	(M 18 F 29)	18 29		10				
25 to 29 years	(M 19 F 28)	19 28	2	8				
30 to 34 years	(M 27 F 41)	27 41	4	7		1		1
35 to 39 years	(M 17 F 31)	17 31	1	12		2		2
40 to 44 years	(M 22 F 23)	22 23	1	5		1		2
45 to 49 years	(M 17 F 25)	17 25	1	11				
50 to 54 years	(M 18 F 23)	18 23		9				
55 to 59 years	(M 26 F 13)	26 13		7	1			1
60 to 64 years	(M 8 F 11)	8 11		2				
65 to 69 years	(M 20 F 11)	20 11		7				
70 to 74 years	(M 4 F 2)	4 2		1				
75 to 79 years	(M 10 F 3)	10 3		3				
80 to 84 years	(M 2 F 3)	2 3		2				
92 years	(M 1 F 1)	1 1		1				

Table V—Continued.

AGE AND SEX		DEATHS UNDER OR CONNECTED WITH THE ADMINISTRATION OF ANESTHETICS, IN THE REGISTRATION AREA IN CONTINENTAL UNITED STATES: 1928							
		Gas (unspecified)	Gas and oxygen	Nitrous oxid	Nitrous oxid and oxygen	Cocain and novocain	Novocain	Others specified ¹	Anesthesia not specified
All ages	(Male 37 Female 96)	3 7	3 4	7 9	6 2	2 1	13 5	4 5	108 96
Under 1 year	(M 1 F 1)								1 1
1 year	(M 1 F 1)								1 1
2 years	(M 4 F 1)								4 1
3 years	(M 1 F 1)								1 1
4 years	(M 1 F 1)								1 1
Under 5 years	(M 7 F 4)								7 4
5 to 9 years	(M 4 F 4)								4 4
10 to 14 years	(M 4 F 4)								4 4
15 to 19 years	(M 3 F 3)								3 3
20 to 24 years	(M 6 F 14)								6 14
25 to 29 years	(M 6 F 12)								6 12
30 to 34 years	(M 9 F 9)								9 9
35 to 39 years	(M 6 F 10)								6 10
40 to 44 years	(M 12 F 8)								12 8
45 to 49 years	(M 10 F 9)								10 9
50 to 54 years	(M 9 F 6)								9 6
55 to 59 years	(M 13 F 2)								13 2
60 to 64 years	(M 3 F 3)								3 3
65 to 69 years	(M 8 F 4)								8 4
70 to 74 years	(M 3 F 2)								3 2
75 to 79 years	(M 6 F 2)								6 2
80 to 84 years	(M 1 F 1)								1 1
92 years	(M 1 F 1)								1 1

¹ Includes: Alcohol, chloroform, and ether, 1 male, age 11; butane, epinephrin, 1 female 18; cocaine, 1 male 50 and 1 female 42; ether and ethyl chlorid, 1 male 29; ether, gas, and oxygen, 1 female 30; ether and oxygen, 1 female 42; ethylene and novocain, 1 female 43; hyoscin, morphin, and cactin, 1 male 68.

Table W
DETAILED INTERNATIONAL LIST NO. OF—

DEATHS UNDER OR CONNECTED WITH THE ADMINISTRATION OF ANESTHETICS, IN THE REGISTRATION AREA IN CONTINENTAL UNITED STATES: 1928		CONDITION FOR WHICH ANESTHETIC WAS GIVEN	Sex	Age in years
Cause for which anesthetic was given	Assignment when different from col. 1			
22		Infantile paralysis	F	10, 11.
31		Caseous tuberculosis	F	29.
33		Tubercular peritonitis	M	65.
36a		Tuberculosis of skin	F	66.
36c		Tubercular glands	M	3.
36d		Tuberculosis of kidney	M	29.
36d		Tuberculous cystitis	F	42.
40		Gonorrheal salpingitis	F	33.
40		Specific salpingitis	F	24, 45.
41		General streptococcal infection	M	24.
41	181	Infected foot (idiosyncrasy to chloroform)	M	31.
43b		Cancer of tongue	M	7.
43d		Cancer of lower jaw	M	38.
43d		Sarcoma of superior maxilla	F	46.
44b		Carcinoma of esophagus	M	18.
44c		Cancer of stomach	M	57.
45b		Cancer of colon	M	33, 58, 63.
			F	46, 63.
			M	52.
			F	54, 62.

CAUSES OF DEATH

23

DETAILED INTERNATIONAL LIST NO. OF—		Table W—Continued.		
Cause for which anesthetic was given		DEATHS UNDER OR CONNECTED WITH THE ADMINISTRATION OF ANESTHETICS, IN THE REGISTRATION AREA IN CONTINENTAL UNITED STATES: 1928		
Cause for which anesthetic was given	Assignment when different from col. 1	CONDITION FOR WHICH ANESTHETIC WAS GIVEN	Sex	Age in years
45b		Cancer of ileum	M	28.
45c		Cancer of rectum	M	52.
46a		Carcinoma of ovary	F	74.
46b		Carcinoma of uterus	F	31, 42, 53, 53, 58, 68.
47x		Cancer of breast	F	39.
49e		Carcinoma of prostate	M	64.
49f		Carcinoma of bladder	M	38.
49g		Malignant tumor of brain	F	27.
49x		Carcinoma of cervical glands	M	39, 46.
49x		Lymphoblastoma	F	55.
50		Cyst of jaw	F	22.
50		Thyroglossal cyst	F	27.
50		Tumor of abdomen	F	28.
50		Tumor of spine	M	42, 48.
50	38	Thoracic growth	M	53.
50	90	Tumor of eye	M	68.
52	90	Chronic arthritis	M	58.
60a		Basedow's disease	M	35.
60a		Exophthalmic goiter	F	23, 32, 38, 50.
60a		Hyperthyroidism	F	22, 30, 33.
60a		Thyrotoxicosis	F	30.
60a		Toxic goiter	F	34, 51, 52, 57.
60b		Goiter	M	46.
60b		Thyroid tumor of neck	M	59.
69	90	Removal of adipose tissue from waist line	F	42.
84		Brain tumor	F	41.
85		Iridectomy	M	68.
85	181	Inflammation of tear sac	M	4.
85	181	Panophthalmitis	M	30.
86a		Otitis media	M	4.
86b		Mastoidectomy	F	13.
86b		Mastoiditis	F	10 M.
86b	08	Mastoiditis	F	3.
91a		Aneurysm of gluteal artery	M	1, 1.
93		Hemorrhoidectomy	M	3.
93		Hemorrhoids	M	56.
93	101a	Hemorrhoids	M	29, 49.
93	129	Hemorrhoids	M	47, 51.
94		Abscess of groin	F	41.
94		Cervical adenitis	F	35.
94		Disease of inguinal gland	M	56.
94		Inguinal adenitis	M	27.
94	90	Cervical adenitis	M	24.
97a	57	Submucous resection	M	59.
97b		Frontal sinus operation	F	48.
97b		Pansinusitis	M	23, 52, 62.
97b		Sinusitis	F	33.
97b	90	Inflammation of ethmoidal sinus	M	33.
102		Empyema	F	55.
102		Pleurisy	M	66.
102	101a	Empyema	M	20.
102	101a	Pleurisy	M	3, 31, 31.
107c		Abscess of lung	M	18.
107c	11a	Tracheotomy	F	13.
108		Abscessed tooth	M	58.
108		Impacted tooth	F	39.
108		Ludwig's angina	M	48.
108	181	Extraction of teeth	F	33.
108	181	Extraction of teeth	M	34.
108		Extraction of teeth	M	54.
108	57	Extraction of teeth	M	35, 49.
108	88	Abscess of jaw due to teeth	F	13, 22, 22, 23, 27, 33, 37, 39, 44, 47.
108	90	Extraction of teeth	M	37.
108	129	Extraction of teeth	M	43.
109a		Adenoids	M	58, 64, 65.
109b		Abscess of throat	F	39.
109b		Abscess of tonsil	M	77.
109b		Adenoidectomy and tonsillectomy	F	53.
109b		Adenoids and tonsils	F	12.
109b		Chronic pharyngitis	F	31.
109b		Chronic tonsillitis	M	32.
109b		Hypertrophy of tonsils	F	6.
109b		Peritonsillar abscess	F	2, 6.
109b		Peritonsillitis	M	4, 6, 12, 18.
109b		Retropharyngeal abscess	F	5, 30.
109b		Septic tonsils	M	33.
109b		Tonsillectomy	F	5.
109b		Tonsillectomy	M	2, 3, 3, 5, 5, 6, 7, 8, 8, 9, 10, 14, 19, 22, 25, 27, 27, 29, 32, 32, 39, 39, 40, 40, 41, 42, 42, 43, 43, 43, 53, 54, 58.
109b		Tonsillectomy	F	1, 3, 4, 5, 5, 5, 6, 7, 8, 11, 12, 20, 23, 27, 28, 30, 30, 32, 32, 38, 42, 45, 45, 51, 69.

DETAILED INTERNATIONAL LIST NO. OF—		Table W—Continued.		
Cause for which anesthetic was given		DEATHS UNDER OR CONNECTED WITH THE ADMINISTRATION OF ANESTHETICS, IN THE REGISTRATION AREA IN CONTINENTAL UNITED STATES: 1928		
Cause for which anesthetic was given	Assignment when different from col. 1	CONDITION FOR WHICH ANESTHETIC WAS GIVEN	Sex	Age in years
109b	10	Tonsillectomy	F	15.
109b	31	do	F	26.
109b	90	do	M	29, 32.
109b		Tonsil operation	F	5.
109b		Tonsillitis	M	18, 25.
109b		Tonsillectomy	F	4, 11, 18, 30, 39, 47.
111a		Perforated gastric ulcer	M	7, 41, 49.
111b		Duodenal ulcer	M	6.
111b		Perforated duodenal ulcer	M	32, 37, 55, 59.
117		Abscess of appendix	F	29.
117		Appendectomy	M	28, 37, 70.
117		Appendicitis	F	20.
117	38	Appendicitis	M	2, 19, 21, 30, 33, 50.
117		Appendicitis and cholecystitis	F	29, 40.
117		Appendicitis and cholelithiasis	F	4, 16, 20, 20, 22, 22, 23, 28, 30, 31, 34, 35, 35, 38, 39, 40, 43, 44, 51.
117		Appendicitis and ovarian cyst	F	9, 14, 17, 20, 22, 23, 24, 25, 26, 29, 30, 31, 38, 60.
117		Gangrenous appendicitis	M	34.
117		Perforated gangrenous appendix	M	37.
117		Ruptured appendix	F	58.
117		Suppurative appendicitis	F	20, 30, 38, 46.
118a		Hernia	M	24.
118a		Hernioplasty	M	2, 21, 33, 48.
118a		Herniotomy	F	6, 8, 16, 60.
118a		Incarcerated ventral hernia	M	8.
118a		Inguinal hernia	F	30.
118a		Scrotal hernia	F	3, 9.
118a		Strangulated hernia	M	30.
118a		Strangulated femoral hernia	F	65.
118a		Strangulated inguinal hernia	M	21, 46, 49, 49, 50, 51, 54, 57, 68.
118a		Strangulated ventral hernia	F	45, 60, 63, 69.
118a		Umbilical hernia	F	40.
118a		Ventral hernia	M	15, 34, 43, 45.
118b		Intestinal obstruction	M	58.
118b		Intussusception	M	2m., 7, 28, 30, 42, 42, 57.
118b		Volvulus	F	36.
118b		Abscess of rectum	M	44.
118b		Atresia of anus	M	2, 2, 47, 58, 75, 82.
118b		Duodenal abscess	F	54.
118b		Fistula in ano	F	71.
118b		Ischiorectal abscess	M	38, 49.
118b		Perforating diverticulitis	F	36.
118b		Perirectal abscess	F	64, 69.
118b		Prolapse of rectum	M	59.
118b		Stricture of rectum	F	32.
118b	89	Fistula in ano	M	25, 46.
118b	90	do	F	49, 53.
123		Gallstones	M	2 m., 6.
124		Cholecystitis	M	66.
124		Empyema of gall-bladder	F	62.
124		Gall-bladder disease	M	33.
125		Pancreatitis	M	62.
126		Peritoneal abscess	F	15.
131	129	Pyohydronephrosis	F	23.
132		Stone in bladder	F	75.
132		Stone in kidney	M	24.
132	129	Stone in bladder	M	7.
132	129	Contraction of neck of bladder	F	26.
132	129	Suprapubic cystotomy	M	55.
132	129	Stricture of urethra	M	40.
132	129	Hypertrophy of prostate	M	28, 48, 49, 50, 50, 51, 64, 67.
136	181	Circumcision	F	23, 33, 35, 38, 41, 43, 53, 55, 57, 58, 59, 62, 62, 79.
137		Ovarian cyst	M	57.
138		Pelvic abscess	F	31, 43, 58.
138		Pyosalpinx	M	65.
138		Salpingitis	F	42, 45, 68.
138		Salpingitis	M	48, 52.
138		Salpingitis	F	33, 54.
138		Salpingitis	M	50.
138		Salpingitis	M	48.
138		Salpingitis	M	64.
138		Salpingitis	M	43.
138		Salpingitis	F	46, 58.
138		Salpingitis	M	57.
138		Salpingitis	M	54.
138		Salpingitis	M	65.
138		Salpingitis	M	50.
138		Salpingitis	M	58, 58, 59, 60, 68, 68, 74, 76, 79, 79.
138		Salpingitis	M	2, 6, 9.
138		Salpingitis	F	38, 54, 68.
138		Salpingitis	F	19.
138		Salpingitis	F	56.
138		Salpingitis	F	28, 30, 30, 42.

MORTALITY STATISTICS

DETAILED INTERNATIONAL LIST NO. OF—		Table W—Continued. DEATHS UNDER OR CONNECTED WITH THE ADMINISTRATION OF ANESTHETICS, IN THE REGISTRATION AREA IN CONTINENTAL UNITED STATES: 1928		
Cause for which anesthetic was given	Assignment when different from col. 1	CONDITION FOR WHICH ANESTHETIC WAS GIVEN	Sex	Age in years
139	-----	Fibroid of uterus.....	F	34, 34, 36, 38, 40, 42, 43, 44, 44, 46, 49, 50, 51.
141	-----	Dilatation and curetage.....	F	51.
141	-----	Displacement of uterus.....	F	24.
141	-----	Endocervicitis.....	F	32.
141	-----	Endometritis.....	F	20.
141	-----	Hysterectomy.....	F	40, 51.
141	-----	Procidentia uteri.....	F	48.
141	-----	Prolapse of uterus.....	F	30, 55.
141	-----	Repair of cervix and perineum.....	F	45.
141	101a	Adherent condition of clitoris.....	F	27.
143a	-----	Incomplete abortion.....	F	38.
143a	-----	Miscarriage.....	F	21.
143a	-----	Premature birth.....	F	32.
143b	147	Induced abortion.....	F	33.
143b	-----	Ruptured ectopic pregnancy.....	F	25.
143c	36c	Therapeutic abortion, myomectomy.....	F	22.
145a	-----	Cesarean section.....	F	18, 22, 32, 35.
145b	-----	Instrumental delivery.....	F	16, 19, 20, 21, 26, 32, 36, 39.
145b	148	Instrumental delivery.....	F	18.
145c	-----	Childbirth.....	F	22, 22, 24, 25, 27, 28, 29, 29, 30, 41.
145c	148	do.....	F	33.
145c	-----	Difficult labor.....	F	27.
145c	148	do.....	F	29, 36.
145c	-----	Version.....	F	35, 43.
148	-----	Toxemia of pregnancy.....	F	37.
151	-----	Gangrene.....	M	92.
151	57	Gangrene of leg.....	M	42, 67.
151	129	Gangrene.....	M	55, 65.
152	90	Carbuncle.....	M	44, 52.
153	-----	Palmar abscess.....	M	20.
153	89	Abscess.....	F	67.
153	181	Abscess of neck.....	M	69.
154	90	Ingrowing nail.....	F	81.
154	90	Skin grafting.....	M	50.

DETAILED INTERNATIONAL LIST NO. OF—		Table W—Continued. DEATHS UNDER OR CONNECTED WITH THE ADMINISTRATION OF ANESTHETICS, IN THE REGISTRATION AREA IN CONTINENTAL UNITED STATES: 1928		
Cause for which anesthetic was given	Assignment when different from col. 1	CONDITION FOR WHICH ANESTHETIC WAS GIVEN	Sex	Age in years
154	170e	Skin grafting.....	M	5.
155	-----	Abscess of jaw.....	M	72.
155	-----	Necrosis of maxilla.....	M	20.
155	-----	Osteomyelitis.....	M	18, 22, 30, 59, 73.
159c	-----	Cleft palate.....	F	11, 29.
159c	-----	Congenital dislocated hip.....	F	1, 1.
159c	-----	Harelip.....	F	2.
183	-----	Accidental gunshot wound.....	M	9 m.
184	-----	Cut on leg.....	M	37.
184	-----	Needle in arm.....	F	8.
185a	-----	Fall downstairs.....	F	11 m., 15, 33.
185d	-----	Accidental fall.....	F	35.
187d	-----	Machinery accident.....	M	9, 25, 27, 33, 44, 60, 64, 65, 76.
188a	-----	Railroad accident.....	F	60, 79, 83, 83.
188f	-----	Coasting accident.....	M	38.
188f	-----	Horse and wagon accident.....	M	33.
189	-----	Dog bite.....	F	6.
189	-----	Kicked by horse.....	M	77.
197	-----	Gunshot wound (homicide).....	M	22.
201	-----	Dislocated knee.....	F	39.
201	-----	Reduction of fracture.....	F	16.
202a	-----	Foreign body in esophagus.....	F	1.
202a	-----	Foreign body in stomach.....	F	6 m., 11 m.
202b	-----	Other external violence.....	M	4, 32.
205a	75b	Unspecified.....	F	25.
205a	90	do.....	F	22.
205a	101b	do.....	M	66, 78.
205a	129	do.....	M	76.
205a	181	do.....	M	67.
205a	181	do.....	M	6, 11, 21, 28, 48.
205a	181	do.....	F	5, 30, 38, 48, 54.

ACCURACY OF STATISTICS OF CAUSES OF DEATH

It is obvious that the cause of death can not be classified correctly unless it has been stated accurately. It is not stated accurately when one or two of several factors are not given in the physician's report. Again, it is not stated accurately when the physician fails to enter on the death certificate a qualifying term which, if given, would modify the classification of the cause of death. For example, the reporting of a death from tuberculous peritonitis as having been caused by "peritonitis" represents an error of omission which, if not corrected, would result in an incorrect classification of the cause of death, not only with reference to the title of the International List of Causes of Death, but also with reference to the class or group of causes into which the list is divided.

Practically all systems of classification in present use are based on the principle that each death must be charged to a single cause. This means that if two or more morbid conditions are stated on a certificate with nothing to indicate which was the chief or primary cause of death, one of them must be selected as the cause under which the death shall be classified. One of the principal difficulties in classifying causes of death according to the International List is the fact that every year the names of two or more diseases appear on each of several hundred thousand transcripts of death certificates received by the Bureau of the Census. In many cases no dependence can be placed upon the order in which the terms are written, nor can the compiler rely on the statements "cause of death" or "contributory cause," since these terms are sometimes used with diametrically opposed meanings by physicians.

In its effort to improve the statement of cause of death, the Bureau of the Census, at the beginning of the annual collection of mortality statistics, sent to every physician in the country a copy of the pamphlet "Relation of Physicians to Mortality Statistics," which, later, was superseded by the "Physicians' Pocket Reference to the International List of Causes of Death." These pamphlets were, first, to acquaint physicians with the form, scope, and requirements of the International List of Causes of Death, and, second, to emphasize the fact that the value of statistics of causes of death depends largely upon the precision and completeness with which the information is supplied by the medical profession. With these ends in view, the titles of the International List are included in each pamphlet, together with comments on some of the principal undesirable terms commonly used in reporting causes of death; these comments give the reasons why each such term is unsatisfactory and present suggestions for more precise statements.

Tables X, Y, and Z show the results obtained in 1928 by sending queries to physicians.

The first test inquiry was made for 1911. Five of the undesirable terms frequently used in reporting causes of death—"meningitis," "paralysis," "convulsions," "pneumonia," and "peritonitis"—were selected, and in cases where they had been employed *without qualification*, circular letters were sent to the physicians who had signed the death certificates. These letters requested such additional statements or information relative to the cause of death as might be needed for a more satisfactory classification, and with each was inclosed a copy of the "Physicians' Pocket Reference to the International List of Causes of Death," the paragraph therein referring to the unsatisfactory nature of the term used being marked. In Mortality Statistics, 1911 (pp. 36-38), the results of this test may be found. It is sufficient to say that approximately 2,000 replies were received, and the additional information obtained from the physicians enabled the bureau to improve the classifications in 57 per cent of the cases covered by replies. The per cent of changes in classification, based on replies received from physicians, had decreased to 47.1 in 1928.

In 1928, besides approximately 43,000 queries sent out from the Bureau of the Census directly to physicians, there were some 21,000 queries sent to State registrars for additional information regarding causes of death, and thousands of other queries regarding causes of death were sent to physicians by 44 State special agents.

Table X		DEATHS IN 1928		Table X—Con.		DEATHS IN 1928	
AREA	All causes	Causes queried		AREA	All causes	Causes queried	
		Num-ber	Per cent			Num-ber	Per cent
The registration area ¹	1,378,675	43,421	3.1	Missouri.....	45,288	740	1.6
Alabama.....	31,847	1,243	3.9	Montana.....	5,780	195	3.4
Arizona.....	6,444	360	5.6	Nebraska.....	13,660	379	2.8
Arkansas.....	19,998	1,329	6.6	New Hampshire.....	6,442	210	3.3
California.....	66,106	1,994	3.0	New Jersey.....	44,962	2,028	4.5
Colorado.....	14,077	738	5.2	New Mexico.....	626	24	3.8
Connecticut.....	17,938	355	2.0	New York.....	151,640	3,368	2.2
Delaware.....	3,196	140	4.4	North Carolina.....	36,160	2,014	5.6
Dist. Columbia.....	7,239	149	2.1	North Dakota.....	5,513	242	4.4
Florida.....	18,943	1,157	6.1	Ohio.....	80,198	1,099	1.4
Georgia.....	36,011	1,789	5.0	Oklahoma.....	20,953	2,945	14.1
Idaho.....	4,177	156	3.7	Oregon.....	10,489	271	2.6
Illinois.....	90,195	1,107	1.2	Pennsylvania.....	119,607	2,638	2.2
Indiana.....	40,490	1,582	3.9	Rhode Island.....	8,394	220	2.6
Iowa.....	25,315	581	2.3	South Carolina.....	24,427	764	3.1
Kansas.....	20,946	280	1.3	South Dakota.....	313	9	2.9
Kentucky.....	30,390	1,938	6.4	Tennessee.....	31,404	1,363	4.3
Louisiana.....	24,987	961	3.8	Texas.....	15,749	755	4.8
Maine.....	11,005	206	1.9	Utah.....	5,109	88	1.7
Maryland.....	21,714	547	2.5	Vermont.....	4,888	200	4.1
Massachusetts.....	51,034	862	1.7	Virginia.....	30,211	575	1.9
Michigan.....	54,794	2,195	4.0	Washington.....	16,723	115	0.7
Minnesota.....	25,977	480	1.8	West Virginia.....	17,507	1,113	6.4
Mississippi.....	25,886	1,043	4.0	Wisconsin.....	31,738	749	2.4
				Wyoming.....	2,155	125	5.8

¹ In continental United States.

² Nonregistration State; cities with satisfactory registration of deaths are listed on p. 3.

MORTALITY STATISTICS

Detailed Int. List number	Table Y UNSATISFACTORY TERM	REPLIES RECEIVED FROM PHYSICIANS, 1928			International titles and subtitles (detailed list) under which the num- ber of deaths increased most as a result of quer- ies
		Total number	Number of changes in classification	Per cent changed	
	Total.....	26,253	12,358	47.1	7, 9, 11a, 11b, 24, 31, 32, 38, 40, 66, 73, 74a, 86a, 91b, 101a, 109b, 113, 117, 135, 146, 148, 161a, 161b, 202b
10	Croup, membranous laryn- gitis.....	54	22	40.7	11a, 98, 100a, 101a.
41	Septicemia, sepsis, blood poisoning.....	474	305	64.3	109b, 146, 152, 153, 154, 164, 202b.
69	Auto-intoxication, toxemia. Cerebral abscess.....	158 189	58 93	36.7 49.2	113, 114, 119. 32, 38, 86a, 86b, 97b, 185d, 202b.
71a	Meningitis, cerebral men- ingitis (undefined).....	532	303	57.0	11b, 24, 32, 38, 71b, 86a, 86b, 109b, 113, 161b.
71b	Cerebrospinal meningitis (undefined).....	446	329	73.8	11b, 24, 32, 38, 71a.
73	Sclerosis.....	120	103	85.8	74a, 89, 90, 91b, 129.
74a	Cerebral congestion.....	34	12	35.3	161b.
75a	Hemiplegia.....	1,096	765	69.8	38, 73, 74a, 74b, 84, 90, 129.
75b	Paralysis, general paralysis	1,623	1,051	64.8	38, 72, 73, 74a, 75a, 76, 84, 90, 129.
76	Paresis.....	711	468	65.8	11b, 73, 74a, 75b, 84, 90, 91b, 100a, 129, 164.
79	Convulsions (5 years and over).....	40	29	72.5	78, 148.
80	Convulsions (under 5 years).....	282	88	31.2	100a, 112, 113, 161b.
83	Cerebral softening.....	88	34	38.6	38, 74a, 74b, 91b.
84	Acute hydrocephalus, gen- eral sclerosis.....	32	23	71.9	74a, 90, 91b.
90	Acute cardiac dilatation, cardiac insufficiency.....	1,373	324	23.6	11b, 38, 66, 88, 89, 91b, 92, 105, 112, 129.
95	Hemorrhage.....	34	24	70.6	74a, 107c, 144.
98	Edema of glottis.....	21	10	47.6	109b, 185d.
100a	Broncho-pneumonia.....	5,948	1,363	22.9	7, 9, 11a, 31, 38, 101a, 113, 159b, 161a, 161b.
101b	Pneumonia (undefined), typhoid pneumonia.....	4,154	3,401	81.9	1a, 7, 9, 11a, 31, 90, 100a, 101a, 102, 103, 129, 185d.
102	Pleurisy.....	274	121	44.2	11a, 31, 51, 90, 101a.
103	Pulmonary congestion, edema of lungs.....	327	209	63.9	11a, 74a, 90, 100a, 101a, 129.
107c	Pulmonary abscess and hemorrhage.....	368	206	56.0	11a, 31, 99b, 100a, 101a, 101b, 109b, 202b.
110	Stricture of esophagus.....	36	22	61.1	44b, 179e.
112	Gastritis, indigestion, acute indigestion.....	1,434	496	34.6	5, 44c, 66, 88, 89, 90, 111a, 113, 114, 175b.
113	Intestinal congestion.....	3			
114	Intestinal hemorrhage.....	18	12	66.7	92, 118a.
119	Liver trouble, disease of liver.....	59	37	62.7	44d, 123.
126	Peritonitis, general and septic peritonitis.....	416	258	62.0	111a, 117, 118b, 138, 146.
128	Acute Bright's disease, acute nephritis.....	2,174	574	26.4	8, 11b, 38, 90, 91b, 109b, 129, 135, 148.
129	Bright's disease, nephritis, uremia.....	864	241	27.9	11b, 38, 90, 128, 135, 148.
131	Renal congestion, disease of kidneys.....	16	8	50.0	129.
133	Disease of bladder.....	5	5	100.0	129.
134b	Extravasation of urine.....	12	9	75.0	134a, 135.
138	Salpingitis, pyosalpinx, pus tubes.....	829	478	57.7	38, 40, 139, 146.
140	Uterine hemorrhage.....	3	3	100.0	144.
141	Disease of uterus.....	1			
153	Abscess, cellulitis.....	15	8	53.3	126.
159a	Hydrocephalus.....	172	35	20.3	32, 38, 84.
160	Inanition, debility, etc. (under 1 year).....	1,046	366	35.0	31, 38, 56, 100a, 112, 113, 159b, 159c, 161a, 161b, 162.
164	Senility, old age.....	57	30	52.6	90, 91b, 129.
205a	Dropsy, heart failure, nat- ural causes, etc.....	715	435	60.8	5, 31, 74a, 89, 90, 129, 164.

Detailed Int. List number	Table Z TITLES PRINCIPALLY AFFECTED BY QUERIES SENT TO PHYSICIANS	1928		
		Total deaths (including net changes by queries)	Net change by queries	Per cent change by queries
7	Measles.....	6,146	+256	+4.3
9	Whooping cough.....	6,234	+306	+5.2
11a	Influenza (with pulmonary complications specified).....	33,188	+904	+3.0
11b	Influenza (without pulmonary complications specified).....	18,553	+170	+0.9
24	Meningococcus meningitis.....	2,923	+395	+15.6
32	Tuberculosis of the meninges and central nervous system.....	3,446	+75	+2.2
38	Syphilis.....	10,013	+182	+1.9
40	Gonococcus infection.....	1,019	+370	+37.0
41	Purulent infection, septicemia ¹	1,233	-303	-19.7
66	Alcoholism (acute or chronic).....	4,627	+90	+2.0
70	Encephalitis ¹	1,478	-89	-5.7
71	Meningitis (simple and nonepidemic cerebrospinal meningitis) ¹	3,287	-587	-18.2
73	Other diseases of the spinal cord ¹	3,584	+98	+2.8
74a	Cerebral hemorrhage ¹	94,544	+1,284	+1.4
75	Paralysis without specified cause ¹	5,827	-1,731	-22.9
76	General paralysis of the insane ¹	5,313	-376	-6.6
80	Infantile convulsions (under 5 years) ¹	1,390	-85	-5.8
84	Other diseases of the nervous system ¹	5,229	+72	+1.4
86a	Diseases of the ear.....	2,394	+51	+2.2
89	Angina pectoris.....	18,077	+56	+0.3
91b	Arteriosclerosis.....	22,395	+144	+0.6
100a	Broncho-pneumonia ¹	44,487	-76	-0.2
101a	Lobar pneumonia.....	61,059	+1,746	+2.9
101b	Pneumonia (unspecified) ¹	5,875	-3,359	-36.4
102	Pleurisy ¹	2,888	-80	-2.7
103	Congestion and hemorrhagic infarct of the lung ¹	1,560	-185	-10.6
107c	Other diseases of the respiratory system (tubercu- losis excepted) ¹	1,033	-199	-16.2
109b	Diseases of the pharynx and tonsils.....	4,366	+141	+3.3
112	Other diseases of the stomach (cancer excepted) ¹	5,442	-454	-7.7
113	Diarrhea and enteritis ¹	30,730	+470	+1.6
114	Appendicitis and typhilitis.....	17,433	+91	+0.5
117	Peritonitis without specified cause ¹	1,809	-250	-12.1
128	Acute nephritis (including unspecified under 10 years of age) ¹	5,512	-490	-8.2
135	Diseases of the prostate.....	6,264	+53	+0.9
138	Salpingitis and pelvic abscess (female) ¹	1,905	-455	-19.3
146	Puerperal septicemia.....	5,692	+169	+3.1
148	Puerperal albuminuria and convulsions.....	4,154	+163	+4.1
160	Congenital debility, icterus, and sclerema ¹	6,695	-362	-5.1
161a	Premature birth (not still-born).....	39,745	+171	+0.4
161b	Injury at birth.....	10,688	+100	+0.9
164	Senility ¹	13,216	+171	+1.3
185	Accidental traumatism by fall.....	13,019	+68	+0.5
202b	Other external violence.....	4,564	+105	+2.4
205a	Cause of death ill-defined ¹	5,682	-435	-7.1

¹ Title under which one or more unsatisfactory terms were queried.

HAWAII AND VIRGIN ISLANDS

HAWAII

[See tables, pp. 400 to 408]

The number of deaths from all causes in Hawaii in 1928 was 4,126, and 63.5 per cent of these was due to 8 causes: pneumonia, all forms (515), tuberculosis, all forms (434), diseases of the heart (408), congenital malformations and diseases of early infancy (308), diarrhea and enteritis, under 2 years of age (289), nephritis (235), cancer (220), and cerebral hemorrhage and softening (212).

There were 973 deaths of infants under 1 year of age, and more than half of these were due to diarrhea and enteritis (238), broncho-pneumonia (160), and premature birth (159).

VIRGIN ISLANDS

[See tables, pp. 409 to 412]

There were 653 deaths in the Virgin Islands in 1928, and 615 of these were deaths of Negroes. The greatest number of all deaths resulted from diseases of the heart (158), pellagra (57), diarrhea and enteritis, under 2 years (56), nephritis (46), pneumonia, all forms (37), syphilis (35), congenital malformations and diseases of early infancy (29), tuberculosis, all forms (28), and cancer (22); these accounted for more than 71 per cent of all deaths.

The deaths of infants under 1 year of age numbered 121, and more than half of these were due to diarrhea and enteritis (45), broncho-pneumonia (18), and premature birth (11).

RATE TABLE

RATE TABLE

TABLE I.—DEATHS (EXCLUSIVE OF STILLBIRTHS), AND DEATH RATES PER 100,000 POPULATION, FROM EACH CAUSE, IN THE REGISTRATION AREA IN CONTINENTAL UNITED STATES: 1927 AND 1928

List No., 1921	CAUSE OF DEATH	DEATHS IN THE REGISTRATION AREA IN CONTINENTAL UNITED STATES				List No., 1921	CAUSE OF DEATH	DEATHS IN THE REGISTRATION AREA IN CONTINENTAL UNITED STATES			
		Number		Rate per 100,000 estimated population				Number		Rate per 100,000 estimated population	
		1928	1927	1928	1927			1928	1927	1928	1927
	All causes.....	1,378,675	1,236,949	1,204.1	1,141.9		II.—General diseases not included in Class I.....	165,698	155,298	144.7	143.4
	I.—Epidemic, endemic, and infectious diseases.....	201,612	167,595	176.1	154.7		Cancer and other malignant tumors.....	109,770	103,578	95.9	95.6
1	Typhoid and paratyphoid fever.....	5,620	5,905	4.9	5.5	43	Cancer of the buccal cavity.....	3,555	3,184	3.1	2.9
	Typhoid fever.....	5,539	5,830	4.8	5.4		Lip.....	577	487	0.5	0.4
	Paratyphoid fever.....	81	75	0.1	0.1		Tongue.....	910	829	0.8	0.8
2	Typhus fever.....	16	16	(1)	(1)		Mouth.....	411	372	0.4	0.3
3	Relapsing fever (spirillum obermeieri).....						Jaw.....	1,182	1,054	1.0	1.0
4	Malta fever.....	11	2	(1)	(1)	44	Others of this class.....	475	442	0.4	0.4
5	Malaria.....	4,167	2,875	3.6	2.7		Cancer of the stomach, liver.....	38,128	36,874	33.3	34.0
6	Smallpox.....	131	145	0.1	0.1		Pharynx.....	1,013	1,044	0.9	1.0
7	Measles.....	6,146	4,433	5.4	4.1		Esophagus.....	1,850	1,756	1.6	1.6
8	Scarlet fever.....	2,229	2,440	1.9	2.3		Stomach.....	24,896	24,069	21.7	22.2
9	Whooping cough.....	6,234	7,445	5.4	6.9	45	Liver and gall bladder.....	10,369	10,005	9.1	9.2
10	Diphtheria.....	8,263	8,426	7.2	7.8		Cancer of the peritoneum, intestines, rectum.....	16,130	15,164	14.1	14.0
11	Influenza.....	51,741	24,471	45.2	22.6		Mesentery and peritoneum.....	870	866	0.8	0.8
	With pulmonary complications specified.....	33,188	14,425	29.0	13.3		Intestines (except rectum).....	10,421	9,791	9.1	9.0
	Without pulmonary complications specified.....	18,553	10,046	16.2	9.3		Rectum and anus.....	4,763	4,427	4.2	4.1
12	Miliary fever.....						Others of this class.....	76	80	0.1	0.1
13	Mumps.....	119	121	0.1	0.1	46	Cancer of the female genital organs.....	15,839	15,001	13.8	13.8
14	Asiatic cholera.....						Ovary and Fallopian tube.....	1,589	1,380	1.4	1.3
15	Cholera nostras.....	123	112	0.1	0.1		Uterus.....	13,760	13,132	12.0	12.1
16	Dysentery.....	3,215	2,605	2.8	2.4		Vagina and vulva.....	425	429	0.4	0.4
	Amebic.....	262	212	0.2	0.2	47	Others of this class.....	65	60	0.1	0.1
	Bacillary.....	469	413	0.4	0.4	48	Cancer of the breast.....	10,056	9,580	8.8	8.8
	Unspecified or due to other causes.....	2,484	1,980	2.2	1.8	49	Cancer of the skin.....	3,020	2,758	2.6	2.5
17	Plague.....	2		(1)			Cancer of other or unspecified organs.....	23,042	21,017	20.1	19.4
	Bubonic.....	2		(1)			Larynx.....	858	779	0.7	0.7
	Pneumonic.....						Lung and pleura.....	2,291	2,012	2.0	1.9
	Septicemic.....						Pancreas.....	2,577	2,335	2.3	2.2
	Unspecified.....						Kidneys and suprarenals.....	1,432	1,342	1.3	1.2
18	Yellow fever.....						Prostate.....	4,105	3,784	3.6	3.5
19	Spirochetal hemorrhagic jaundice.....	52	34	(1)	(1)		Bladder.....	3,479	3,242	3.0	3.0
20	Leprosy.....	21	29	(1)	(1)		Brain.....	734	580	0.6	0.5
21	Erysipelas.....	2,724	2,567	2.4	2.4		Bones (except jaw).....	1,422	1,390	1.2	1.3
22	Acute anterior poliomyelitis.....	1,381	2,013	1.2	1.9		Testes.....	284	266	0.2	0.2
23	Lethargic encephalitis.....	1,373	1,326	1.2	1.2		Scrotum.....	31	29	(1)	(1)
24	Meningococcus meningitis.....	2,923	1,705	2.6	1.6	50	Others of this class.....	5,829	5,258	5.1	4.9
25	Other epidemic and endemic diseases.....	298	300	0.3	0.3		Benign tumors and tumors not returned as malignant (tumors of the female genital organs excepted).....	825	750	0.7	0.7
	Chicken pox.....	153	184	0.1	0.2	51	Acute rheumatic fever.....	2,849	2,804	2.5	2.6
	German measles.....	28	34	(1)	(1)	52	Chronic rheumatism, osteoarthritis, gout.....	1,475	1,373	1.3	1.3
	Others under this title.....	117	82	0.1	0.1	53	Scurvy.....	54	42	(1)	(1)
26	Glanders.....		1	(1)		54	Pellagra.....	6,969	5,418	6.1	5.0
27	Anthrax.....	18	17	(1)	(1)	55	Beriberi.....	4	8	(1)	(1)
28	Rabies.....	107	95	0.1	0.1	56	Rickets.....	434	475	0.4	0.4
29	Tetanus.....	1,489	1,437	1.3	1.3	57	Diabetes mellitus.....	21,747	18,937	19.0	17.5
30	Mycoses.....	247	204	0.2	0.2	58	Anemia, chlorosis.....	4,309	5,210	3.8	4.8
	Tuberculosis (all forms).....	90,659	87,567	79.2	80.8		Pernicious anemia.....	3,608	4,626	3.2	4.2
31	Of the respiratory system.....	80,285	77,195	70.1	71.3		Other anemias and chlorosis.....	701	684	0.6	0.6
32	Of the meninges, central nervous system.....	3,446	3,533	3.0	3.3	59	Diseases of the pituitary gland.....	121	116	0.1	0.1
33	Of the intestines and peritoneum.....	2,740	2,808	2.4	2.6	60	Diseases of the thyroid gland.....	4,756	4,842	4.2	4.5
34	Of the vertebral column.....	940	853	0.8	0.8		Exophthalmic goiter.....	4,097	4,202	3.6	3.9
35	Of the joints.....	308	346	0.3	0.3		Other diseases of the thyroid gland.....	659	640	0.6	0.6
36	Of other organs.....	1,240	1,213	1.1	1.1	61	Diseases of the parathyroid glands.....	105	103	0.1	0.1
	Of the skin and subcutaneous cellular tissue.....	41	50	(1)	(1)	62	Diseases of the thymus gland.....	1,467	1,402	1.3	1.3
	Of the bones (vertebral column excepted).....	210	177	0.2	0.2	63	Diseases of the adrenals (Addison's disease).....	382	350	0.3	0.3
	Of the lymphatic system (mesenteric and retroperitoneal glands excepted).....	261	254	0.2	0.2	64	Diseases of the spleen.....	167	142	0.1	0.1
	Of the genito-urinary system.....	621	640	0.5	0.6	65	Leukemia and Hodgkin's disease.....	3,245	2,979	2.8	2.8
	Of other organs other than the above.....	107	92	0.1	0.1		Leukemia.....	2,219	2,043	1.9	1.9
37	Disseminated tuberculosis.....	1,700	1,619	1.5	1.5		Hodgkin's disease.....	1,026	936	0.9	0.9
	Acute.....	1,440	1,335	1.3	1.2	66	Alcoholism (acute or chronic).....	4,627	4,372	4.0	4.0
	Chronic or unspecified.....	260	284	0.2	0.3	67	Chronic poisoning by mineral substances.....	164	177	0.1	0.2
38	Syphilis.....	10,013	9,139	8.7	8.4		Chronic lead poisoning.....	129	139	0.1	0.1
39	Soft chancre.....	9	9	(1)	(1)		Others under this title.....	35	38	(1)	(1)
40	Gonococcus infection.....	1,019	1,026	0.9	0.9	68	Chronic poisoning by organic substances.....	161	122	0.1	0.1
41	Purulent infection, septicemia.....	1,233	1,108	1.1	1.0	69	Other general diseases.....	2,067	2,068	1.8	1.9
42	Other infectious diseases.....	29	22	(1)	(1)						

See footnotes at end of table.

RATE TABLE

31

TABLE I.—DEATHS (EXCLUSIVE OF STILLBIRTHS), AND DEATH RATES PER 100,000 POPULATION, FROM EACH CAUSE, IN THE REGISTRATION AREA IN CONTINENTAL UNITED STATES: 1927 AND 1928—Con.

List No., 1921	CAUSE OF DEATH	DEATHS IN THE REGISTRATION AREA IN CONTINENTAL UNITED STATES				List No., 1921	CAUSE OF DEATH	DEATHS IN THE REGISTRATION AREA IN CONTINENTAL UNITED STATES			
		Number		Rate per 100,000 estimated population				Number		Rate per 100,000 estimated population	
		1928	1927	1928	1927			1928	1927	1928	1927
	III.—Diseases of the nervous system and of the organs of special sense	137,072	125,652	119.7	116.0		VI.—Diseases of the digestive system—Continued.				
70	Encephalitis	1,478	1,300	1.3	1.2	113	Diarrhea and enteritis (under 2 years of age)	23,663	23,382	20.7	21.6
71	Meningitis	3,287	3,084	2.9	2.8	114	Diarrhea and enteritis (2 years and over)	7,067	6,517	6.2	6.0
	Simple meningitis	2,632	2,454	2.3	2.3	115	Ankylostomiasis	27	18	(1)	(1)
	Nonepidemic cerebrospinal meningitis	655	630	0.6	0.6	116	Diseases due to other intestinal parasites	119	108	0.1	0.1
72	Tabes dorsalis (locomotor ataxia)	1,500	1,474	1.3	1.4		Cestodes (hydatids of the liver excepted)	8	3	(1)	(1)
73	Other diseases of the spinal cord	3,584	3,314	3.1	3.1		Trematodes				
74	Cerebral hemorrhage, apoplexy	98,880	90,316	86.4	83.4		Nematodes (other than ankylostoma)	39	26	(1)	(1)
	Cerebral hemorrhage	94,544	86,236	82.6	79.6		Coccidia	1	1	(1)	(1)
	Cerebral embolism and thrombosis	4,336	4,080	3.8	3.8		Other parasites specified	2	1	(1)	(1)
75	Paralysis without specified cause	5,827	5,006	5.1	4.6	117	Parasites not specified	69	77	0.1	0.1
	Hemiplegia	2,086	1,917	1.8	1.8		Appendicitis and typhilitis	17,433	16,205	15.2	15.0
	Others under this title	3,741	3,089	3.3	2.9	118	Hernia, intestinal obstruction	11,954	11,309	10.4	10.4
76	General paralysis of the insane	5,313	5,363	4.6	5.0		Hernia	4,199	4,079	3.7	3.8
77	Other forms of mental alienation	1,742	1,700	1.5	1.6		Intestinal obstruction	7,755	7,230	6.8	6.7
78	Epilepsy	3,304	3,005	2.9	2.8	119	Other diseases of the intestines	1,357	1,213	1.2	1.1
79	Convulsions (nonpuerperal; 5 years and over)	130	125	0.1	0.1	120	Acute yellow atrophy of the liver	553	486	0.5	0.4
80	Infantile convulsions (under 5 years of age)	1,390	1,447	1.2	1.3	121	Hydatid tumor of the liver	28	32	(1)	(1)
81	Chorea	66	69	0.1	0.1	122	Cirrhosis of the liver	8,630	8,098	7.5	7.5
82	Neuralgia and neuritis	309	319	0.3	0.3		Specified as alcoholic	572	523	0.5	0.5
83	Softening of the brain	744	685	0.6	0.6		Not specified as alcoholic	8,058	7,575	7.0	7.0
84	Other diseases of the nervous system	5,229	4,788	4.6	4.4	123	Biliary calculi	4,387	4,362	3.8	4.0
85	Diseases of the eye and annexe	112	104	0.1	0.1	124	Other diseases of the liver	5,201	4,928	4.5	4.5
86	Diseases of the ear and of the mastoid process	4,177	3,533	3.6	3.3	125	Diseases of the pancreas	697	640	0.6	0.6
	Diseases of the ear	2,394	2,048	2.1	1.9	126	Peritonitis without specified cause	1,809	1,713	1.6	1.6
	Diseases of the mastoid process	1,783	1,505	1.6	1.4	127	Other diseases of the digestive system (cancer and tuberculosis excepted)	1	1	(1)	(1)
	IV.—Diseases of the circulatory system	269,283	240,412	235.2	221.9		VII.—Nonvenereal diseases of the genito-urinary system and annexe	126,821	117,254	110.8	108.2
87	Pericarditis	1,038	94	0.9	0.9	128	Acute nephritis (including unspecified under 10 years of age)	5,512	5,233	4.8	4.8
88	Endocarditis and myocarditis (acute)	9,300	8,875	8.2	8.2	129	Chronic nephritis (including unspecified 10 years and over)	103,301	94,930	90.2	87.6
89	Angina pectoris	18,077	15,970	15.8	14.7		Chyluria	3	3	(1)	(1)
90	Other diseases of the heart	209,374	186,167	182.9	171.9	130	Other diseases of the kidneys and annexe	3,313	3,141	2.9	2.9
91	Diseases of the arteries	25,112	23,615	21.9	21.8	131	Calculi of the urinary passages	889	888	0.8	0.8
	Aneurysm	2,108	2,208	1.8	2.0	132	Diseases of the bladder	908	919	0.8	0.8
	Arteriosclerosis	22,395	20,912	19.6	19.4	133	Diseases of the urethra, urinary abscess, etc.	442	397	0.4	0.4
92	Other diseases of the arteries	611	445	0.5	0.4	134	Stricture of the urethra	294	254	0.3	0.2
93	Embolism and thrombosis (not cerebral)	4,876	3,620	4.3	3.3		Others under this title	148	143	0.1	0.1
94	Diseases of the veins (varices, hemorrhoids, phlebitis, etc.)	652	616	0.6	0.6	135	Diseases of the prostate	6,264	5,761	5.5	5.3
95	Diseases of the lymphatic system (lymphangitis, etc.)	238	216	0.2	0.2	136	Nonvenereal diseases of the male genital organs	111	111	0.1	0.1
96	Hemorrhage without specified cause	170	117	0.1	0.1		Cysts and other benign tumors of the ovary	832	869	0.7	0.8
	Other diseases of the circulatory system	386	252	0.3	0.2	137	Salpingitis and pelvic abscess (female)	1,905	1,822	1.7	1.7
	V.—Diseases of the respiratory system	128,139	102,192	111.9	94.3	138	Benign tumors of the uterus	2,978	2,270	2.1	2.1
97	Diseases of the nasal fossae and their annexe	1,050	953	1.0	0.9	139	Nonpuerperal uterine hemorrhage	70	68	0.1	0.1
	Diseases of the nasal fossae	345	292	0.3	0.3	140	Nonpuerperal diseases of the female genital organs	877	823	0.8	0.8
	Others under this title	745	661	0.7	0.6	141	Nonpuerperal diseases of the breast (cancer excepted)	19	19	(1)	(1)
98	Diseases of the larynx	490	458	0.4	0.4	142	VIII.—The puerperal state	15,691	14,860	13.7	13.7
99	Bronchitis	5,975	5,851	5.2	5.4		Accidents of pregnancy	1,596	1,346	1.4	1.2
	Acute	2,201	2,162	1.9	2.0		Abortion	787	621	0.7	0.6
	Chronic	2,251	2,198	2.0	2.0		Ectopic gestation	535	510	0.5	0.5
	Unspecified (under 5 years of age)	531	546	0.5	0.5		Others under this title	274	215	0.2	0.2
	Unspecified (5 years and over)	992	945	0.9	0.9	143	Puerperal hemorrhage	1,621	1,544	1.4	1.4
100	Broncho-pneumonia	45,211	36,574	39.5	33.8		Other accidents of labor	1,930	1,691	1.7	1.6
	Broncho-pneumonia	44,487	35,871	38.9	33.1		Cesarean section	363	382	0.3	0.4
	Capillary bronchitis	774	713	0.7	0.7		Other surgical operations and instrumental delivery	172	179	0.2	0.2
101	Pneumonia	66,934	50,656	58.5	46.8	144	Others under this title	1,395	1,130	1.2	1.0
	Lobar	61,059	46,794	53.3	43.1	145	Puerperal septicemia	5,692	5,715	5.0	5.3
	Unspecified	5,875	3,962	5.1	3.7		Puerperal phlegmasia alba dolens, embolus, sudden death	638	646	0.6	0.6
102	Pleurisy	2,888	2,139	2.5	2.4	146	Puerperal albuminuria and convulsions	4,154	3,853	3.6	3.6
103	Congestion and hemorrhagic infarct of the lung	1,570	1,454	1.4	1.3	147	Following childbirth (not otherwise defined)	49	57	(1)	(1)
104	Gangrene of the lung	193	209	0.2	0.2	148	Puerperal diseases of the breast	11	8	(1)	(1)
105	Asthma	2,252	1,952	2.0	1.8	149	IX.—Diseases of the skin and of the cellular tissue	3,435	3,252	3.0	3.0
106	Pulmonary emphysema	155	166	0.1	0.2	150	Gangrene	1,274	1,298	1.1	1.2
107	Other diseases of the respiratory system (tuberculosis excepted)	1,341	1,280	1.2	1.2	151	Furuncle	633	559	0.6	0.5
	Chronic testicular pneumonia, including occupational diseases of the respiratory system	266	279	0.2	0.3	152	Acute abscess	781	694	0.7	0.6
	Diseases of the mediastinum	42	40	(1)	(1)	153	Other diseases of the skin and annexe	747	701	0.7	0.6
	Others under this title	1,083	911	0.9	0.9	154	X.—Diseases of the bones and of the organs of locomotion	1,534	1,474	1.3	1.4
	VI.—Diseases of the digestive system	101,127	96,214	88.3	88.9	155	Diseases of the bones (tuberculosis excepted)	1,236	1,173	1.1	1.1
108	Diseases of the mouth and annexe	924	904	0.8	0.8	156	Diseases of the joints (tuberculosis and rheumatism excepted)	250	243	0.2	0.2
109	Diseases of the pharynx and tonsils (including adenoid vegetations)	4,374	4,135	3.8	3.8	157	Amputations	4	10	(1)	(1)
	Adenoid vegetations	8	4	(1)	(1)	158	Other diseases of the organs of locomotion	44	48	(1)	(1)
	Others under this title	4,366	4,131	3.8	3.8						
110	Diseases of the esophagus	132	118	0.1	0.1						
111	Ulcer of the stomach and duodenum	7,329	6,812	6.4	6.3						
	Ulcer of the stomach	5,099	4,819	4.5	4.4						
	Ulcer of the duodenum	2,230	2,043	1.9	1.9						
112	Other diseases of the stomach (cancer excepted)	5,442	5,232	4.8	4.8						

See footnotes at end of table.

RATE TABLE

TABLE I.—DEATHS (EXCLUSIVE OF STILLBIRTHS), AND DEATH RATES PER 100,000 POPULATION, FROM EACH CAUSE, IN THE REGISTRATION AREA IN CONTINENTAL UNITED STATES: 1927 AND 1928—Con.

List No., 1921	CAUSE OF DEATH	DEATHS IN THE REGISTRATION AREA IN CONTINENTAL UNITED STATES				List No., 1921	CAUSE OF DEATH	DEATHS IN THE REGISTRATION AREA IN CONTINENTAL UNITED STATES			
		Number		Rate per 100,000 estimated population				Number		Rate per 100,000 estimated population	
		1928	1927	1928	1927			1928	1927	1928	1927
	XI.—Malformations.....	13,537	13,588	11.8	12.5		XIV.—External causes—Continued.....				
159	Congenital malformations (stillbirths not included).....	13,537	13,588	11.8	12.5	179	Accidental, other, or undefined—Contd.				
	Congenital hydrocephalus.....	1,513	1,490	1.3	1.4		Burns (conflagration excepted).....	6,323	6,089	5.5	5.6
	Congenital malformations of the heart.....	7,408	7,583	6.5	7.0		Molten metal.....	13	22	(1)	(1)
	Others under this title.....	4,616	4,515	4.0	4.2		Playing with fire, matches, etc.....	388	416	0.3	0.4
	XII.—Early infancy.....	61,622	59,777	53.8	55.2		Fall into fire.....	196	131	0.2	0.0
	Congenital debility, icterus, sclerema.....	6,695	6,409	5.8	5.9	180	Scalds.....	1,163	1,235	1.0	1.0
160	Premature birth, injury at birth.....	50,433	48,808	44.0	45.1	181	Others under this title.....	4,563	4,285	4.0	4.1
161	Premature birth.....	39,745	38,180	34.7	35.2		Mechanical suffocation.....	1,196	1,128	1.0	1.1
	Injury at birth.....	10,688	10,628	9.3	9.8	182	Absorption of irrespirable, irritating, or poisonous gas.....	2,590	2,521	2.3	2.3
162	Other diseases peculiar to early infancy.....	4,367	4,407	3.8	4.1		Drowning.....	8,084	7,296	7.1	6.7
163	Lack of care.....	127	153	0.1	0.1	183	Traumatism—				
	XIII.—Old age.....	13,216	11,465	11.5	10.6		By firearms (wounds of war excepted).....	2,839	2,741	2.5	2.5
164	Senility.....	13,216	11,465	11.5	10.6	184	By cutting or piercing instruments.....	708	691	0.6	0.6
	XIV.—External causes.....	116,328	108,806	101.6	100.4	185	By fall.....	16,116	15,152	14.1	14.0
165	Suicide.....	15,566	14,356	13.6	13.3		Fall down stairs.....	2,251	2,134	2.0	2.0
	By solid or liquid poisons (corrosive substances excepted).....	937	849	0.8	0.8		Fall in ships, docks, etc.....	98	150	0.1	0.1
	Arsenic.....	152	156	0.1	0.1	186	Fall in building operations.....	753	731	0.7	0.7
	Hydrocyanic acid.....	108	84	0.1	0.1		Others under this title.....	13,019	12,137	11.4	11.2
	Opium, morphin, laudanum.....	19	35	(1)	(1)		In mines and quarries.....	2,755	2,832	2.4	2.6
	Strychnin.....	272	232	0.2	0.2		Mines.....	2,639	2,690	2.3	2.5
	Others under this title.....	386	342	0.3	0.3	187	Quarries.....	116	142	0.1	0.1
166	By corrosive substances.....	1,601	1,618	1.4	1.5		By machines.....	2,180	2,124	1.9	2.0
	Corrosive sublimate.....	380	366	0.3	0.3		Agricultural machinery.....	290	300	0.3	0.3
	Carbolic acid.....	709	754	0.6	0.7		Elevator.....	396	383	0.3	0.4
	Lysol.....	345	343	0.3	0.3	188	Crane.....	237	231	0.2	0.2
	Others under this title.....	167	155	0.1	0.1		Others under this title.....	1,257	1,210	1.1	1.1
167	By poisonous gas.....	2,330	2,138	2.0	2.0		By other crushing (vehicles, railways, landslides, etc.).....	34,627	31,866	30.2	29.4
168	By hanging or strangulation.....	2,868	2,528	2.5	2.3		Railroad accidents.....	6,796	6,892	5.9	6.4
169	By drowning.....	761	752	0.7	0.7		Collision with automobiles.....	2,041	1,676	1.8	1.5
170	By firearms.....	5,437	4,989	4.7	4.6		Other railroad accidents.....	4,755	5,216	4.2	4.8
171	By cutting or piercing instruments.....	856	794	0.7	0.7		Street-car accidents.....	1,581	1,452	1.4	1.3
172	By jumping from high places.....	509	404	0.4	0.4		Collision with automobiles.....	542	476	0.5	0.4
173	By crushing.....	139	138	0.1	0.1		Other street-car accidents.....	1,039	976	0.9	0.9
174	Other suicides.....	128	146	0.1	0.1		Automobile accidents ³	23,765	21,160	20.8	19.5
	Homicide.....	10,050	9,470	8.8	8.7	189	Airplane and balloon accidents.....	473	214	0.4	0.2
197	By firearms.....	6,857	6,310	6.0	5.8	190	Motorcycle accidents.....	332	291	0.3	0.3
198	By cutting or piercing instruments.....	1,465	1,495	1.3	1.4	192	Injuries by other vehicles.....	1,014	1,088	0.9	1.0
199	By other means.....	1,728	1,665	1.5	1.5	193	Landslide, other crushing.....	666	769	0.6	0.7
200	(Infanticide—murder of infants less than 1 year of age) ²	(138)	(176)	(0.1)	(0.2)	194	Injuries by animals (not poisoning).....	557	555	0.5	0.5
175	Accidental, other, or undefined.....	90,712	84,980	79.2	78.4	195	Wounds of war.....	4	5	(1)	(1)
	Poisoning by food.....	843	771	0.7	0.7	196	Starvation (deprivation of food or water).....	18	17	(1)	(1)
	Botulism.....	43	54	(1)	(1)	201	Excessive cold.....	313	258	0.3	0.2
	Other food poisoning.....	800	717	0.7	0.7	197	Excessive heat.....	654	530	0.6	0.5
176	Poisoning by venomous animals.....	97	96	0.1	0.1	198	Lightning.....	428	352	0.4	0.3
177	Other acute accidental poisonings (gas excepted).....	1,781	1,661	1.6	1.5	202	Other accidental electric shocks.....	1,002	991	0.9	0.9
	Wood alcohol.....	236	230	0.2	0.2		Fracture (cause not specified).....	625	665	0.5	0.6
	Denatured alcohol.....	72	59	0.1	0.1		Other external violence.....	5,212	5,120	4.6	4.7
	Carbolic acid.....	52	58	(1)	0.1		Foreign body in digestive or respiratory tract.....	648	648	0.6	0.6
	Opium, morphin, laudanum.....	37	35	(1)	(1)	203	Others under this title.....	4,564	4,472	4.0	4.1
	Strychnin.....	189	179	0.2	0.2		Violent deaths of unknown causation.....				
	Other poisons or kind not stated.....	1,195	1,100	1.0	1.0		XV.—Ill-defined diseases.....	23,560	19,060	20.6	17.6
178	Conflagration.....	1,780	1,519	1.5	1.4	204	Sudden death.....	2,426	1,961	2.1	1.8
						205	Not specified or ill-defined.....	21,134	17,099	18.5	15.8
							Ill-defined.....	5,682	4,312	5.0	4.0
							Not specified or unknown.....	15,452	12,787	13.5	11.8

¹ Less than one-tenth of 1 per 100,000 population.² The figures are included in those for homicide.³ Excludes collisions with railroad trains and street cars.

NOTE.—The estimated population of the registration area in continental United States in 1928 was 114,495,000, and constituted 95.4 per cent of the total population; in 1927 it was 108,327,000 and constituted 91.3 per cent.

GENERAL TABLES

GENERAL TABLES

TABLE 1.—DEATHS (EXCLUSIVE OF STILLBIRTHS), BY MONTHS: 1928

["Urban" includes cities of 10,000 inhabitants or more in 1920; the remainder of the State is included in "rural"]

AREA	All deaths	Jan.	Feb.	Mar.	Apr.	May	June	July	Aug.	Sept.	Oct.	Nov.	Dec.
The registration area in continental United States.....	1,378,675	121,236	115,107	128,524	122,934	122,703	105,250	103,743	101,383	99,004	105,204	108,600	144,987
Registration States ¹	1,361,987	119,656	113,685	126,898	121,477	121,358	103,940	102,427	100,067	97,901	103,979	107,358	143,241
Cities in registration States ¹	687,649	60,218	57,852	64,297	62,688	62,332	51,754	50,132	49,633	48,372	52,529	54,860	72,982
Rural part of registration States.....	674,338	59,438	55,833	62,601	58,789	59,026	52,186	52,295	50,434	49,529	51,450	52,498	70,259
Registration cities in nonregistration States ²	16,688	1,580	1,422	1,626	1,457	1,345	1,310	1,316	1,316	1,103	1,225	1,242	1,746
All registration cities ¹	704,337	61,798	59,274	65,923	64,145	63,677	53,064	51,448	50,949	49,475	53,754	56,102	74,728
Alabama.....	31,847	3,079	2,733	2,950	2,631	2,691	2,546	2,629	2,477	2,287	2,544	2,554	2,926
Urban.....	8,499	805	676	722	698	769	706	667	679	600	621	665	891
Rural.....	23,348	2,274	2,057	2,228	1,933	1,922	1,840	1,962	1,798	1,687	1,923	1,889	2,035
Arizona.....	6,444	546	590	594	545	522	556	535	417	466	431	502	740
Urban.....	2,298	245	258	207	179	200	181	168	115	141	150	161	293
Rural.....	4,146	301	332	387	366	322	375	367	302	325	281	341	447
Arkansas.....	19,998	1,715	1,672	2,040	1,716	1,580	1,574	1,798	1,720	1,581	1,478	1,547	1,577
Urban.....	3,810	279	259	336	289	285	263	277	272	245	260	285	260
Rural.....	16,688	1,436	1,413	1,704	1,427	1,295	1,311	1,521	1,448	1,336	1,218	1,262	1,317
California.....	66,106	5,777	5,442	5,661	5,400	5,213	4,875	5,015	4,726	4,674	5,128	6,267	7,928
Urban.....	38,547	3,420	3,355	3,244	3,212	3,020	2,816	2,865	2,739	2,675	2,950	3,676	4,595
Rural.....	27,559	2,357	2,107	2,417	2,188	2,193	2,059	2,150	1,987	1,999	2,178	2,591	3,333
Colorado.....	14,077	1,265	1,268	1,344	1,172	1,175	996	906	958	1,023	1,012	1,030	1,928
Urban.....	6,479	619	580	584	555	514	443	394	437	461	485	504	903
Rural.....	7,598	646	688	760	617	661	553	512	521	562	527	526	1,025
Connecticut.....	17,938	1,624	1,497	1,663	1,678	1,756	1,443	1,346	1,312	1,259	1,396	1,366	1,598
Urban.....	13,719	1,236	1,156	1,274	1,322	1,360	1,106	986	995	961	1,063	1,046	1,214
Rural.....	4,219	388	341	389	356	396	337	360	317	298	333	320	384
Delaware.....	3,196	294	236	310	281	294	238	253	233	225	269	263	295
Urban.....	1,518	156	108	127	128	156	116	117	108	108	121	124	150
Rural.....	1,678	139	128	183	153	138	122	136	130	117	148	139	145
Florida ³	18,943	1,792	1,557	1,650	1,438	1,487	1,357	1,417	1,354	1,739	1,597	1,755	1,800
Urban.....	5,722	559	491	511	454	418	439	490	434	372	455	520	679
Rural.....	13,221	1,233	1,066	1,139	984	1,069	918	927	920	1,367	1,142	1,235	1,221
Georgia.....	36,011	3,293	2,935	3,197	2,892	2,961	2,900	2,938	2,679	2,571	2,787	3,004	3,854
Urban.....	11,361	1,057	958	1,026	903	922	921	911	868	804	808	932	1,251
Rural.....	24,650	2,236	1,977	2,171	1,989	2,039	1,979	2,027	1,811	1,767	1,979	2,072	2,603
Idaho.....	4,177	347	334	382	373	340	305	267	289	297	336	418	489
Urban.....	572	43	43	67	66	40	46	27	40	47	42	64	47
Rural.....	3,605	304	291	315	307	300	259	240	249	250	294	354	442
Illinois.....	90,195	7,891	7,373	8,961	8,329	8,135	6,596	6,429	6,401	6,566	6,717	6,934	9,863
Urban.....	58,055	4,992	4,739	5,752	5,434	5,249	4,241	4,117	4,044	4,079	4,296	4,530	6,582
Rural.....	32,140	2,899	2,634	3,209	2,895	2,886	2,355	2,312	2,357	2,487	2,421	2,404	3,281
Indiana.....	40,490	3,464	3,098	3,788	3,707	3,594	2,999	2,834	3,031	3,055	3,152	3,056	4,712
Urban.....	18,450	1,657	1,442	1,682	1,695	1,593	1,326	1,296	1,420	1,393	1,456	1,436	2,154
Rural.....	22,040	1,907	1,656	2,106	2,012	2,001	1,673	1,538	1,611	1,662	1,696	1,620	2,558
Iowa.....	25,315	2,306	2,076	2,428	2,307	2,259	1,826	1,851	1,861	1,899	1,902	1,843	2,757
Urban.....	9,183	826	704	843	848	814	636	686	696	704	690	683	1,053
Rural.....	16,132	1,480	1,372	1,585	1,459	1,445	1,190	1,165	1,165	1,195	1,212	1,160	1,704
Kansas.....	20,946	1,842	1,730	2,150	1,861	1,663	1,420	1,465	1,522	1,482	1,531	1,596	2,684
Urban.....	7,016	620	553	696	632	541	450	504	540	499	525	562	894
Rural.....	13,930	1,222	1,177	1,454	1,229	1,122	970	961	982	983	1,006	1,034	1,790
Kentucky.....	30,390	2,692	2,486	2,885	2,792	2,611	2,142	2,375	2,384	2,441	2,353	2,313	2,916
Urban.....	8,641	732	742	879	783	784	590	635	657	676	687	644	832
Rural.....	21,749	1,960	1,744	2,006	2,009	1,827	1,552	1,740	1,727	1,765	1,666	1,669	2,084
Louisiana.....	24,987	2,428	2,144	2,274	2,051	2,072	1,897	1,999	1,980	1,831	1,880	1,994	2,437
Urban.....	11,194	1,071	934	1,009	916	999	816	827	874	796	834	898	1,220
Rural.....	13,793	1,357	1,210	1,265	1,135	1,073	1,081	1,172	1,106	1,035	1,046	1,096	1,217
Maine.....	11,005	963	945	993	930	1,024	902	859	808	836	864	879	1,002
Urban.....	3,533	311	287	329	302	345	308	284	234	276	280	266	311
Rural.....	7,472	652	658	664	628	679	594	575	574	560	584	613	691
Maryland.....	21,714	1,983	1,874	2,188	1,933	1,879	1,520	1,579	1,682	1,685	1,623	1,699	2,069
Urban.....	13,310	1,217	1,173	1,337	1,222	1,154	889	946	995	1,013	962	1,097	1,305
Rural.....	8,404	766	701	851	711	725	631	633	687	672	661	602	764
Massachusetts.....	51,034	4,483	4,455	4,781	4,763	5,153	4,075	3,636	3,609	3,419	4,063	4,113	4,484
Urban.....	41,122	3,644	3,620	3,860	3,921	4,226	3,220	2,845	2,809	2,753	3,305	3,323	3,596
Rural.....	9,912	839	835	921	842	927	855	791	800	666	758	790	888
Michigan.....	54,794	4,413	4,429	4,997	5,088	5,324	4,212	3,907	3,851	3,976	4,158	4,321	6,118
Urban.....	30,627	2,413	2,430	2,851	2,907	2,999	2,310	2,092	2,148	2,235	2,375	2,423	3,444
Rural.....	24,167	2,000	1,999	2,146	2,181	2,325	1,902	1,815	1,703	1,741	1,783	1,898	2,674
Minnesota.....	25,977	2,192	2,070	2,268	2,378	2,503	1,897	1,912	1,912	1,870	2,038	2,032	2,905
Urban.....	11,486	1,047	877	999	1,107	1,083	829	853	795	819	890	896	1,291
Rural.....	14,491	1,145	1,193	1,269	1,271	1,420	1,068	1,059	1,117	1,051	1,148	1,136	1,614
Mississippi.....	25,886	2,374	2,157	2,290	2,107	2,031	2,049	2,307	2,097	1,833	1,895	1,976	2,770
Urban.....	4,242	421	316	350	348	332	347	366	337	294	328	293	510
Rural.....	21,644	1,953	1,841	1,940	1,759	1,699	1,702	1,941	1,760	1,539	1,567	1,683	2,260

¹ Including District of Columbia.

² These cities are shown on p. 3.

³ The total deaths do not include 1,524 deaths estimated to have occurred as a result of the storm in September, 1928; see p. 18.

DEATHS, BY MONTH OF OCCURRENCE

35

TABLE 1.—DEATHS (EXCLUSIVE OF STILLBIRTHS), BY MONTHS: 1928—Continued

["Urban" includes cities of 10,000 inhabitants or more in 1920; the remainder of the State is included in "rural"]

AREA	All deaths	Jan.	Feb.	Mar.	Apr.	May	June	July	Aug.	Sept.	Oct.	Nov.	Dec.
Missouri.....	45,268	4,004	3,817	4,674	4,026	3,873	3,204	3,506	3,387	3,111	3,351	3,386	4,929
Urban.....	22,514	2,015	1,899	2,296	1,945	1,941	1,603	1,775	1,634	1,472	1,732	1,695	2,507
Rural.....	22,754	1,989	1,918	2,378	2,081	1,932	1,601	1,731	1,753	1,639	1,619	1,691	2,422
Montana.....	5,780	451	456	507	500	468	442	461	423	407	457	540	668
Urban.....	2,006	153	136	184	172	140	159	159	134	133	159	213	214
Rural.....	3,774	298	270	323	328	328	283	302	289	274	298	327	454
Nebraska.....	13,660	1,203	1,137	1,254	1,190	1,095	984	969	990	970	1,020	1,042	1,806
Urban.....	4,356	379	344	398	382	348	317	317	327	316	319	353	556
Rural.....	9,304	824	793	856	808	747	667	652	663	654	701	689	1,250
New Hampshire.....	6,442	540	531	618	581	574	536	528	466	446	531	480	607
Urban.....	2,750	209	215	256	257	261	259	225	177	186	226	208	271
Rural.....	3,692	340	316	362	324	313	277	298	289	260	305	272	336
New Jersey.....	44,962	3,869	3,855	4,361	4,288	4,282	3,522	3,317	3,384	3,147	3,405	3,466	4,116
Urban.....	28,138	2,422	2,459	2,754	2,629	2,722	2,228	1,964	2,096	1,924	2,127	2,205	2,608
Rural.....	16,824	1,447	1,396	1,607	1,659	1,560	1,294	1,353	1,288	1,223	1,278	1,261	1,508
New York.....	151,640	13,568	13,321	14,526	14,485	14,608	11,936	10,787	10,849	10,652	11,754	11,696	13,458
Urban.....	116,288	10,418	10,319	11,218	11,321	11,247	8,945	8,077	8,260	8,076	8,933	9,053	10,371
Rural.....	35,402	3,150	3,002	3,308	3,164	3,361	2,991	2,710	2,589	2,576	2,821	2,643	3,087
North Carolina.....	36,160	3,118	3,045	3,351	3,031	3,030	3,198	2,990	2,711	2,456	2,732	2,784	3,714
Urban.....	7,988	690	668	718	634	606	636	642	591	591	628	669	864
Rural.....	28,172	2,428	2,377	2,633	2,397	2,424	2,562	2,348	2,069	1,865	2,104	2,115	2,850
North Dakota.....	5,513	412	415	470	510	555	425	408	420	397	429	425	647
Urban.....	885	76	63	66	70	94	78	72	55	68	66	75	102
Rural.....	4,628	336	352	404	440	461	347	336	365	329	363	350	545
Ohio.....	80,198	6,758	6,466	7,199	7,201	7,471	5,947	5,803	5,965	5,814	6,120	6,205	9,249
Urban.....	47,176	3,867	3,709	4,216	4,212	4,383	3,551	3,453	3,588	3,555	3,616	3,725	5,551
Rural.....	33,022	2,891	2,757	2,983	2,989	3,088	2,396	2,350	2,427	2,459	2,504	2,480	3,698
Oklahoma.....	20,953	2,040	1,772	1,793	1,903	1,573	1,470	1,785	1,579	1,297	1,598	1,694	2,449
Urban.....	5,774	511	464	479	525	446	430	537	421	380	418	523	660
Rural.....	15,179	1,529	1,308	1,314	1,378	1,127	1,040	1,248	1,158	937	1,180	1,171	1,789
Oregon.....	10,489	955	844	938	860	870	827	838	722	767	824	841	1,203
Urban.....	4,876	459	440	402	391	397	379	369	344	359	358	409	569
Rural.....	5,613	496	404	536	469	473	448	469	378	408	466	432	634
Pennsylvania.....	119,607	10,211	10,144	11,541	11,162	11,104	8,936	8,481	8,331	8,295	8,981	9,203	13,218
Urban.....	66,681	5,743	5,722	6,438	6,220	5,964	4,836	4,731	4,638	4,515	4,957	5,224	7,693
Rural.....	52,926	4,468	4,422	5,103	4,942	5,140	4,100	3,750	3,693	3,780	4,024	3,979	5,525
Rhode Island.....	8,394	727	717	796	813	713	695	618	609	596	658	669	783
Urban.....	7,112	605	591	701	684	597	587	538	503	502	558	556	690
Rural.....	1,282	122	126	95	129	116	108	80	106	94	100	113	93
South Carolina.....	24,427	2,112	1,971	2,051	1,814	2,127	2,131	2,074	1,749	1,861	1,894	2,070	2,573
Urban.....	4,817	429	412	378	365	400	364	408	338	365	379	408	571
Rural.....	19,610	1,683	1,559	1,673	1,449	1,727	1,767	1,666	1,411	1,496	1,515	1,662	2,002
Tennessee.....	31,404	2,892	2,651	2,830	2,884	2,549	2,439	2,705	2,496	2,244	2,267	2,372	3,125
Urban.....	10,334	912	854	814	893	869	780	888	803	729	734	795	1,163
Rural.....	21,070	1,980	1,797	1,916	1,991	1,680	1,659	1,817	1,693	1,515	1,533	1,577	1,962
Utah.....	5,109	440	431	435	419	447	383	369	388	324	391	460	672
Urban.....	2,408	199	197	196	187	200	184	188	160	166	199	240	292
Rural.....	2,701	241	234	239	232	247	199	181	178	158	192	220	380
Vermont.....	4,888	443	428	441	402	429	396	356	364	399	407	364	459
Urban.....	810	77	67	78	63	70	61	60	56	80	76	53	69
Rural.....	4,078	366	361	363	339	359	335	296	308	319	331	311	390
Virginia.....	30,211	2,675	2,546	2,714	2,586	2,508	2,424	2,489	2,356	2,174	2,340	2,292	3,107
Urban.....	9,136	787	754	859	717	756	713	770	702	681	725	679	993
Rural.....	21,075	1,888	1,792	1,855	1,869	1,752	1,711	1,719	1,654	1,493	1,615	1,613	2,114
Washington.....	16,728	1,448	1,356	1,468	1,358	1,377	1,288	1,353	1,270	1,257	1,311	1,282	1,955
Urban.....	8,759	752	721	777	712	668	675	694	645	667	686	706	1,056
Rural.....	7,964	696	635	691	646	709	613	659	625	590	625	576	899
West Virginia.....	17,507	1,504	1,424	1,562	1,480	1,459	1,211	1,288	1,374	1,411	1,420	1,402	1,972
Urban.....	4,584	376	388	373	391	379	329	319	378	362	370	378	541
Rural.....	12,923	1,128	1,036	1,189	1,089	1,080	882	969	996	1,049	1,050	1,024	1,431
Wisconsin.....	31,788	2,664	2,512	2,679	2,889	3,119	2,482	2,356	2,268	2,183	2,397	2,481	3,758
Urban.....	13,803	1,167	1,076	1,175	1,338	1,346	1,044	1,030	978	975	1,088	1,037	1,549
Rural.....	17,985	1,497	1,436	1,504	1,551	1,773	1,438	1,326	1,290	1,208	1,309	1,444	2,209
Wyoming.....	2,155	174	146	204	193	205	172	154	166	164	173	142	262
Urban.....	881	27	24	44	29	40	30	23	26	25	27	28	58
Rural.....	1,774	147	122	160	164	165	142	131	140	139	146	114	204

NOTE.—Similar data for cities, which have not been shown since 1922, are held in manuscript.

MORTALITY STATISTICS

TABLE 2.—DEATHS (EXCLUSIVE OF STILLBIRTHS), BY COLOR, AND BY GENERAL AND PARENT NATIVITY OF WHITE: 1928

["Urban" includes cities of 10,000 inhabitants or more in 1920; the remainder of the State is included in "rural"]

AREA	All deaths	WHITE							COLORED					
		Total	Native				Foreign born	Nativity unknown	Total	Negro	Indian	Chinese	Japanese	Other colored
			Total	Both parents native	One or both parents foreign born	Parent-age unknown								
The registration area in continental United States.....	1,378,675	1,181,746	898,632	536,251	231,998	130,383	262,600	20,514	198,929	190,095	4,224	1,316	1,087	197
Registration States ¹	1,361,987	1,168,269	888,010	530,756	229,234	128,020	260,182	20,077	193,718	186,895	4,220	1,310	1,093	197
Cities in registration States ¹	687,649	604,190	418,889	216,026	150,148	52,715	175,752	9,549	83,459	81,389	361	980	630	99
Rural part of registration States.....	674,338	564,079	469,121	314,730	79,086	75,305	84,430	10,528	110,259	105,509	3,859	330	463	98
Registration cities in nonregistration States ²	16,688	13,477	10,622	5,495	2,764	2,363	2,418	437	3,211	3,197	4	6	4	—
All registration cities ¹	704,337	617,667	429,511	221,521	152,912	55,078	178,170	9,986	86,670	84,586	3,655	986	634	99
Alabama.....	31,847	16,624	15,991	12,993	537	2,461	353	280	15,223	15,217	5	1	—	—
Urban.....	8,499	4,275	3,999	3,184	332	483	221	55	4,224	4,224	—	—	—	—
Rural.....	23,348	12,349	11,992	9,809	205	1,978	132	225	10,999	10,993	5	1	—	—
Arizona.....	6,444	5,572	3,979	1,706	1,481	792	1,194	399	872	168	672	24	5	3
Urban.....	2,298	2,104	1,564	728	470	366	364	176	194	100	79	9	5	1
Rural.....	4,146	3,468	2,415	978	1,011	426	830	223	678	68	593	15	—	2
Arkansas.....	19,908	13,139	12,032	7,776	370	3,886	314	793	6,859	6,858	1	—	—	—
Urban.....	3,310	2,131	1,795	945	136	714	133	203	1,179	1,178	1	—	—	—
Rural.....	16,688	11,008	10,237	6,831	234	3,172	181	590	5,680	5,680	—	—	—	—
California.....	66,106	62,970	43,440	18,932	13,914	10,594	18,070	1,460	3,136	1,210	318	696	786	126
Urban.....	38,547	36,679	24,886	10,845	8,316	5,725	11,063	730	1,868	875	36	464	438	55
Rural.....	27,559	26,291	18,554	8,087	5,598	4,869	7,007	730	1,268	335	282	232	348	71
Colorado.....	14,077	13,716	10,769	5,833	2,296	2,640	2,515	432	361	319	7	7	25	3
Urban.....	6,479	6,235	4,764	2,402	1,099	1,263	1,268	203	244	228	2	5	9	—
Rural.....	7,598	7,481	6,005	3,431	1,197	1,377	1,247	229	117	91	5	2	16	3
Connecticut.....	17,938	17,437	11,158	5,065	4,793	1,300	6,124	155	501	494	2	3	2	—
Urban.....	13,719	13,282	8,274	3,523	3,903	848	4,898	110	437	433	—	2	2	—
Rural.....	4,219	4,155	2,884	1,542	890	452	1,226	45	64	61	2	1	—	—
Delaware.....	3,196	2,602	2,230	1,640	350	240	320	52	594	593	—	1	—	—
Urban.....	1,518	1,264	1,010	636	272	102	240	14	254	253	—	1	—	—
Rural.....	1,678	1,338	1,220	1,004	78	138	80	38	340	340	—	—	—	—
Florida ³	18,943	11,382	9,665	6,204	880	2,581	1,139	578	7,561	7,559	2	—	—	—
Urban.....	5,722	3,469	2,803	1,678	446	679	579	87	2,253	2,252	1	—	—	—
Rural.....	13,221	7,913	6,862	4,526	434	1,902	560	491	5,308	5,307	1	—	—	—
Georgia.....	36,011	18,610	17,850	14,070	402	3,378	293	467	17,401	17,397	1	3	—	—
Urban.....	11,361	5,546	5,196	4,041	277	878	231	119	5,815	5,813	—	2	—	—
Rural.....	24,650	13,064	12,654	10,029	125	2,500	62	348	11,586	11,584	1	1	—	—
Idaho.....	4,177	4,025	3,190	1,775	737	678	677	158	152	13	116	12	10	1
Urban.....	572	553	441	243	97	101	90	22	19	7	5	5	2	—
Rural.....	3,605	3,472	2,749	1,532	640	577	587	136	133	6	111	7	8	1
Illinois.....	90,195	83,628	56,310	27,500	20,212	8,598	25,743	1,575	6,567	6,478	5	68	9	7
Urban.....	58,055	52,594	31,955	13,069	14,609	4,277	19,489	1,150	5,461	5,381	3	63	7	7
Rural.....	32,140	31,034	24,355	14,431	5,603	4,321	6,254	425	1,106	1,097	2	5	2	—
Indiana.....	40,490	38,400	34,496	23,416	5,129	5,951	3,470	434	2,090	2,083	4	2	1	—
Urban.....	18,450	16,710	14,227	8,985	2,770	2,472	2,267	216	1,740	1,734	3	2	1	—
Rural.....	22,040	21,690	20,269	14,431	2,359	3,479	1,203	218	350	349	1	—	—	—
Iowa.....	25,315	24,995	19,510	10,720	5,197	3,593	5,132	353	320	307	9	3	—	1
Urban.....	9,183	8,944	7,047	3,662	2,024	1,361	1,761	136	239	235	1	3	—	—
Rural.....	16,132	16,051	12,463	7,058	3,173	2,232	3,371	217	81	72	8	—	—	1
Kansas.....	20,946	19,611	16,567	9,596	2,589	4,382	2,683	361	1,335	1,301	34	—	—	—
Urban.....	7,016	6,160	5,318	3,092	870	1,356	721	121	856	848	8	—	—	—
Rural.....	13,930	13,451	11,249	6,504	1,719	3,026	1,962	240	479	453	26	—	—	—
Kentucky.....	30,390	25,653	24,499	19,741	1,654	3,104	827	327	4,737	4,733	2	2	—	—
Urban.....	8,641	6,741	6,089	3,985	1,112	992	569	83	1,900	1,898	—	2	—	—
Rural.....	21,749	18,912	18,410	15,756	542	2,112	258	244	2,837	2,835	2	—	—	—
Louisiana.....	24,987	12,843	11,356	7,543	1,675	2,138	1,078	409	12,144	12,119	18	7	—	—
Urban.....	11,194	6,393	5,420	3,239	1,366	815	838	135	4,801	4,794	1	6	—	—
Rural.....	13,793	6,450	5,936	4,304	309	1,323	240	274	7,343	7,325	17	1	—	—
Maine.....	11,005	10,971	9,080	6,758	1,791	531	1,823	68	34	21	12	1	—	—
Urban.....	3,533	3,524	2,690	1,742	777	171	804	30	9	8	—	1	—	—
Rural.....	7,472	7,447	6,390	5,016	1,014	360	1,019	38	25	13	12	—	—	—
Maryland.....	21,714	16,417	14,111	9,750	2,931	1,430	2,150	156	5,297	5,279	2	14	—	2
Urban.....	13,310	10,196	8,350	5,233	2,253	864	1,754	92	3,114	3,097	2	14	—	—
Rural.....	8,404	6,221	5,761	4,517	678	566	396	64	2,183	2,182	—	—	—	1
Massachusetts.....	51,034	50,047	31,665	15,075	13,892	2,698	18,146	236	987	927	5	54	—	1
Urban.....	41,122	40,267	24,770	11,072	11,722	1,976	15,208	199	855	802	1	51	—	1
Rural.....	9,912	9,780	6,895	4,003	2,170	722	2,848	37	132	125	4	3	—	—
Michigan.....	54,794	51,697	35,114	17,110	12,444	5,560	15,342	1,241	3,097	2,897	182	15	1	2
Urban.....	30,627	28,136	18,298	8,289	7,429	2,580	9,104	734	2,491	2,452	23	14	1	1
Rural.....	24,167	23,561	16,816	8,821	5,015	2,980	6,238	507	606	445	159	1	—	—
Minnesota.....	25,977	25,534	14,924	6,566	6,948	1,410	10,357	253	443	199	234	9	1	—
Urban.....	11,486	11,296	6,957	3,045	3,281	631	4,237	102	190	178	5	6	1	—
Rural.....	14,491	14,238	7,967	3,521	3,667	779	6,120	151	253	21	229	3	—	—

¹ Including District of Columbia.² These cities are shown on p. 3.³ The total deaths do not include 1,524 deaths estimated to have occurred as a result of the storm in September, 1928; see p. 18.

DEATHS, BY COLOR AND NATIVITY

37

TABLE 2.—DEATHS (EXCLUSIVE OF STILLBIRTHS), BY COLOR, AND BY GENERAL AND PARENT NATIVITY OF WHITE: 1928—Continued

["Urban" includes cities of 10,000 inhabitants or more in 1920; the remainder of the State is included in "rural"]

AREA	All deaths	WHITE							COLORED					
		Total	Native				Foreign born	Nativity unknown	Total	Negro	Indian	Chinese	Japanese	Other colored
			Total	Both parents native	One or both parents foreign born	Parent-age unknown								
Mississippi	25,886	10,258	9,672	7,564	222	1,886	172	409	15,633	15,597	35	1		
Urban	4,242	1,968	1,835	1,388	96	351	58	75	2,274	2,273		1		
Rural	21,644	8,286	7,837	6,176	126	1,535	114	334	13,359	13,324	35			
Missouri	45,268	40,535	34,479	20,354	6,170	7,955	4,917	1,139	4,733	4,720	2	10		1
Urban	22,514	19,096	15,074	7,750	4,002	3,322	3,467	555	3,418	3,405	2	10		1
Rural	22,754	21,439	19,405	12,604	2,168	4,633	1,450	584	1,315	1,315				
Montana	5,780	5,370	3,600	1,662	1,120	818	1,532	238	410	47	343	18	1	1
Urban	2,006	1,971	1,232	539	418	275	655	84	35	25	5	5		
Rural	3,774	3,399	2,368	1,123	702	543	877	154	375	22	338	13	1	1
Nebraska	13,660	13,297	9,697	5,875	2,571	1,251	3,398	202	363	257	98	2	6	
Urban	4,356	4,123	2,983	1,656	914	393	1,033	97	233	230		2	1	
Rural	9,304	9,174	6,704	4,189	1,657	858	2,365	105	130	27	98		5	
New Hampshire	6,442	6,435	4,831	2,711	1,088	1,032	1,384	220	7	7				
Urban	2,750	2,745	1,896	943	598	355	782	67	5	5				
Rural	3,692	3,690	2,935	1,768	490	677	602	153	2	2				
New Jersey	44,962	41,329	27,615	15,082	11,178	1,405	13,384	330	3,633	3,610	4	17	2	
Urban	28,138	25,553	16,175	7,726	7,717	732	9,218	190	2,555	2,539	1	14	1	
Rural	16,824	15,746	11,440	7,306	3,461	673	4,166	140	1,078	1,071	3	3		
New York	151,640	144,570	92,559	43,626	42,643	6,290	50,748	1,263	7,070	6,775	111	152	21	11
Urban	116,238	109,845	64,822	27,077	34,630	3,115	44,046	977	6,393	6,182	36	146	3	
Rural	35,402	34,725	27,737	16,549	8,013	3,175	6,702	286	677	593	75	6		
North Carolina	36,160	22,413	21,954	18,751	230	2,973	161	298	13,747	13,563	181	2		1
Urban	7,988	4,457	4,814	3,684	117	563	92	51	3,531	3,529		2		
Rural	28,172	17,956	17,140	15,117	113	2,410	69	247	10,216	10,034	181			
North Dakota	5,513	5,324	3,213	1,522	1,548	143	2,048	63	189	3	183	2	1	
Urban	885	882	569	277	261	31	296	17	3	1	1	1		
Rural	4,628	4,442	2,644	1,245	1,287	112	1,752	46	186	2	182			
Ohio	80,198	74,301	60,039	36,915	14,748	8,376	12,933	1,329	5,897	5,876	4	17		
Urban	47,176	42,378	31,931	18,037	10,078	3,816	9,802	645	4,798	4,780	3	15		
Rural	33,022	31,923	28,108	18,878	4,670	4,560	3,131	684	1,099	1,096	1	2		
Oklahoma	20,953	18,053	16,566	11,341	833	4,392	665	322	2,900	2,037	810		3	
Urban	5,774	4,814	4,343	2,935	302	1,106	232	239	960	883	76		2	
Rural	15,179	13,239	12,223	8,406	531	3,286	433	583	1,940	1,204	734			
Oregon	10,489	10,222	7,721	4,081	1,558	2,082	2,172	329	267	44	113	60	41	9
Urban	4,876	4,761	3,397	1,687	856	1,215	1,215	149	115	33	5	44	26	7
Rural	5,613	5,461	4,324	2,394	702	1,228	957	180	152	11	108	16	15	2
Pennsylvania	119,607	111,473	84,967	52,982	24,510	7,495	25,151	1,335	8,134	8,092	2	38	1	1
Urban	66,681	60,229	43,045	23,737	15,519	3,789	16,383	801	6,452	6,412	2	36	1	
Rural	52,926	51,244	41,942	29,245	8,991	3,706	8,768	534	1,682	1,680		2		
Rhode Island	8,394	8,150	5,040	2,367	2,417	256	3,048	62	244	240	1	3		
Urban	7,112	6,899	4,167	1,833	2,136	198	2,683	49	213	209	1	3		
Rural	1,282	1,251	873	534	281	58	365	13	31	31				
South Carolina	24,427	10,411	10,234	8,726	197	1,311	113	64	14,016	14,010	5	1		
Urban	4,317	2,338	2,234	1,772	114	348	75	29	2,479	2,478		1		
Rural	19,610	8,073	8,000	6,954	83	963	38	35	11,537	11,532	5			
Tennessee	31,404	22,344	21,698	17,573	536	3,589	364	282	9,060	9,059		1		
Urban	10,334	6,134	5,797	4,362	344	1,091	251	86	4,200	4,199		1		
Rural	21,070	16,210	15,901	13,211	192	2,498	113	196	4,860	4,860				
Utah	5,109	4,957	3,588	2,083	1,207	298	1,296	73	152	23	87	11	29	2
Urban	2,408	2,361	1,650	899	581	170	667	44	47	20	1	10	16	
Rural	2,701	2,596	1,938	1,184	626	128	629	29	105	3	86	1	13	2
Vermont	4,888	4,881	3,977	2,414	1,025	538	841	63	7	7				
Urban	810	806	620	326	231	63	179	7	4	4				
Rural	4,078	4,075	3,357	2,088	794	475	662	56	3	3				
Virginia	30,211	18,458	17,749	14,726	630	2,393	495	214	11,753	11,733	14	3		3
Urban	9,136	5,178	4,843	3,847	336	660	284	51	3,958	3,954		3		1
Rural	21,075	13,280	12,906	10,879	294	1,733	211	163	7,795	7,779	14			2
Washington	16,723	16,075	10,960	5,877	3,047	2,036	4,707	408	648	150	305	37	136	20
Urban	8,759	8,459	5,652	3,046	1,750	856	2,642	195	270	101	33	26	98	12
Rural	7,964	7,586	5,308	2,831	1,297	1,180	2,065	213	378	49	272	11	38	8
West Virginia	17,507	15,691	14,797	13,716	1,075	6	887	7	1,816	1,814		1		1
Urban	4,584	4,154	3,786	3,312	470	4	367	1	430	429		1		
Rural	12,923	11,537	11,011	10,404	605	2	520	6	1,386	1,385				1
Wisconsin	31,788	31,356	19,810	8,188	9,484	2,138	11,090	456	432	218	211	3		
Urban	13,803	13,635	8,643	3,358	4,443	842	4,771	221	168	142	24	2		
Rural	17,985	17,721	11,167	4,830	5,041	1,296	6,319	235	264	76	187	1		
Wyoming	2,155	2,026	1,560	827	380	353	345	121	129	34	80	2	12	1
Urban	381	373	290	143	79	68	44	39	8	6			2	
Rural	1,774	1,653	1,270	684	301	285	301	82	121	28	80	2	10	1

NOTE.—Similar data for cities, which have not been shown since 1922, are held in manuscript.

MORTALITY STATISTICS

TABLE 3.—DEATHS (EXCLUSIVE OF STILL

["Urban" includes cities of 10,000 inhabitants or more

AREA AND COLOR		All deaths	Under 1 year	1 to 4 years	5 to 9 years	10 to 14 years	15 to 19 years	20 to 24 years	25 to 29 years	30 to 34 years	
1	The registration area in continental United States.....	White..... Colored.....	1,181,746 196,929	128,886 26,972	49,348 10,884	21,546 3,699	15,990 3,504	24,912 8,314	31,332 12,113	32,031 12,031	35,444 11,010
2	Registration States ¹	White..... Colored.....	1,168,269 193,718	126,855 26,637	48,281 10,764	21,277 3,663	15,811 3,474	24,507 8,191	30,741 11,901	31,399 11,779	34,866 10,755
3	Cities in registration States ¹	White..... Colored.....	604,190 83,459	61,632 10,289	23,507 4,158	11,774 1,371	8,038 1,164	12,106 3,115	15,974 5,216	17,401 6,005	20,094 5,711
4	Rural part of registration States.....	White..... Colored.....	564,079 110,259	65,223 16,348	24,774 6,606	9,503 2,292	7,773 2,310	12,401 5,076	14,767 6,685	13,998 5,774	14,772 5,044
5	Registration cities in nonregistration States ²	White..... Colored.....	13,477 3,211	2,081 335	1,067 120	269 36	179 30	405 123	591 212	632 252	578 255
6	All registration cities ¹	White..... Colored.....	617,667 86,670	63,663 10,624	24,574 4,278	12,043 1,407	8,217 1,194	12,511 3,238	16,565 5,428	18,033 6,257	20,672 5,966
7	Alabama.....	White..... Colored.....	16,624 15,223	2,649 2,116	1,231 739	369 264	270 264	479 659	549 1,048	502 922	495 811
8	Urban.....	White..... Colored.....	4,275 4,224	507 554	198 159	82 78	68 59	129 184	165 346	156 323	161 273
9	Rural.....	White..... Colored.....	12,349 10,999	2,142 1,562	1,033 580	287 186	202 205	350 475	384 702	346 599	334 538
10	Arizona.....	White..... Colored.....	5,572 872	1,062 204	464 137	103 41	82 56	165 45	271 46	330 30	364 40
11	Urban.....	White..... Colored.....	2,104 194	300 28	140 28	36 11	31 9	62 11	119 10	166 9	165 10
12	Rural.....	White..... Colored.....	3,468 678	762 176	324 109	67 30	51 47	103 34	152 36	164 21	199 30
13	Arkansas.....	White..... Colored.....	13,139 6,859	1,824 732	1,014 414	385 136	280 143	451 343	475 437	427 398	389 363
14	Urban.....	White..... Colored.....	2,131 1,179	163 71	81 38	47 5	39 14	52 52	88 74	91 83	93 75
15	Rural.....	White..... Colored.....	11,008 5,680	1,661 661	933 376	338 131	241 129	399 291	387 363	336 315	296 288
16	California.....	White..... Colored.....	62,970 3,136	4,884 315	1,838 201	899 80	626 54	1,224 92	1,795 131	2,046 194	2,044 177
17	Urban.....	White..... Colored.....	36,679 1,868	2,507 173	926 121	496 49	318 33	653 45	994 75	1,153 114	1,127 119
18	Rural.....	White..... Colored.....	26,291 1,268	2,377 142	912 80	403 31	308 21	571 47	801 56	893 80	917 58
19	Colorado.....	White..... Colored.....	13,716 361	1,688 24	648 15	293 6	244 6	352 7	436 17	516 26	591 25
20	Urban.....	White..... Colored.....	6,235 244	628 14	233 9	120 4	115 3	146 2	194 12	234 20	257 12
21	Rural.....	White..... Colored.....	7,481 117	1,060 10	415 6	173 2	129 3	206 5	242 5	282 6	334 13
22	Connecticut.....	White..... Colored.....	17,437 501	1,583 72	573 19	303 8	225 7	312 13	414 22	392 31	492 26
23	Urban.....	White..... Colored.....	13,282 437	1,320 61	507 19	266 8	182 6	241 11	321 17	319 25	394 25
24	Rural.....	White..... Colored.....	4,155 64	263 11	66 37	37 1	43 2	71 5	93 5	73 6	98 1
25	Delaware.....	White..... Colored.....	2,602 594	250 88	102 19	41 11	31 7	47 17	58 21	58 26	58 31
26	Urban.....	White..... Colored.....	1,264 254	124 28	64 9	21 3	22 3	30 6	27 11	34 10	33 17
27	Rural.....	White..... Colored.....	1,338 340	126 60	38 10	20 8	9 4	17 11	31 10	24 16	25 14
28	Florida ²	White..... Colored.....	11,382 7,561	1,128 870	513 312	224 147	148 136	275 291	371 519	357 600	392 524
29	Urban.....	White..... Colored.....	3,469 2,253	318 257	113 85	52 36	32 35	63 97	117 162	111 203	128 198
30	Rural.....	White..... Colored.....	7,913 5,308	810 613	400 227	172 111	116 101	212 194	254 357	246 397	264 326
31	Georgia.....	White..... Colored.....	18,610 17,401	2,512 2,280	1,182 806	413 324	285 338	515 833	605 1,142	588 1,009	610 919
32	Urban.....	White..... Colored.....	5,546 5,815	630 676	323 234	130 75	77 76	148 258	183 394	207 416	230 403
33	Rural.....	White..... Colored.....	13,064 11,586	1,912 1,604	859 572	283 249	208 262	367 575	422 748	381 593	380 516
34	Idaho.....	White..... Colored.....	4,025 152	508 28	211 19	84 4	111 8	144 3	119 6	106 5	103 4
35	Urban.....	White..... Colored.....	553 19	48 4	16 11	11 8	18 14	14 2	17 2	9 2	26 2
36	Rural.....	White..... Colored.....	3,472 133	460 24	195 19	73 4	93 8	130 3	102 4	97 3	77 4
37	Illinois.....	White..... Colored.....	83,628 6,567	7,688 638	2,764 324	1,544 101	1,143 106	1,647 242	2,204 409	2,226 541	2,717 506
38	Urban.....	White..... Colored.....	52,594 5,461	4,947 552	1,854 300	1,127 96	790 90	1,055 207	1,504 358	1,553 479	1,912 426
39	Rural.....	White..... Colored.....	31,034 1,106	2,741 86	910 24	417 5	353 16	592 35	700 51	673 62	805 80
40	Indiana.....	White..... Colored.....	38,400 2,090	3,568 201	1,331 83	583 24	449 22	724 80	878 108	925 136	964 127
41	Urban.....	White..... Colored.....	16,710 1,740	1,706 180	636 75	311 20	225 17	330 65	465 93	501 116	524 119
42	Rural.....	White..... Colored.....	21,690 350	1,862 21	695 8	272 4	224 5	394 15	413 15	424 20	440 8
43	Iowa.....	White..... Colored.....	24,995 320	2,273 27	754 10	373 5	299 4	397 13	479 13	529 7	618 13
44	Urban.....	White..... Colored.....	8,944 239	871 18	286 5	167 3	104 2	160 11	183 10	245 7	287 11
45	Rural.....	White..... Colored.....	16,051 81	1,402 9	468 5	206 2	195 2	237 2	296 3	284 3	331 2

¹ Including District of Columbia.² These cities are shown on p. 3.

age 90, as
in Table 8
(5 + 10 - yr. for 1912)
omit the 10,000 lines
of 1912

18 St.
bref.
1912
Table 3
now 8M.

DEATHS, BY AGE AND COLOR

39

BIRTHS), BY AGE AND COLOR: 1928

in 1920; the remainder of the State is included in "rural"]

35 to 39 years	40 to 44 years	45 to 49 years	50 to 54 years	55 to 59 years	60 to 64 years	65 to 69 years	70 to 74 years	75 to 79 years	80 to 84 years	85 to 89 years	90 to 94 years	95 to 99 years	100 years and over	Age unknown
43,883	49,584	56,957	67,836	78,371	91,308	108,714	111,465	101,511	73,735	40,500	13,556	2,994	551	1,292
12,871	12,634	13,802	14,483	10,996	10,368	8,515	7,439	5,782	4,608	2,673	1,478	738	847	1,168
43,227	48,937	56,265	67,040	77,539	90,539	107,811	110,628	100,789	73,268	40,237	13,461	2,966	543	1,282
12,569	12,357	13,472	14,204	10,829	10,231	8,407	7,359	5,729	4,567	2,645	1,461	731	834	1,159
25,638	29,749	34,439	40,817	45,849	52,125	56,517	52,327	43,999	29,669	15,890	5,129	1,084	203	229
6,716	6,725	7,055	6,940	5,116	4,418	3,226	2,342	1,558	1,041	596	275	151	134	137
17,589	19,188	21,826	26,223	31,690	38,414	51,294	58,301	56,790	43,599	24,347	8,332	1,882	340	1,053
5,853	5,632	6,417	7,264	5,713	5,813	5,181	5,017	4,171	3,526	2,049	1,186	580	700	1,022
656	647	692	796	832	769	903	837	722	467	263	95	28	8	10
302	277	330	279	167	137	108	80	53	41	28	17	7	13	9
26,294	30,396	35,131	41,613	46,681	52,894	57,420	53,164	44,721	30,136	16,153	5,224	1,112	211	239
7,018	7,002	7,385	7,219	5,283	4,555	3,334	2,422	1,611	1,082	624	292	158	147	146
606	581	710	759	789	866	1,307	1,417	1,320	991	468	162	46	8	50
940	838	1,061	1,059	775	784	648	533	533	446	257	159	80	105	68
184	204	260	263	281	302	367	309	299	207	93	26	7	3	4
307	293	367	400	257	225	139	91	59	51	28	14	3	8	6
422	377	450	496	508	564	940	1,108	1,021	784	375	136	39	5	46
633	545	694	659	518	559	509	556	474	395	229	145	77	97	62
311	304	316	301	246	245	277	240	204	136	70	23	6	9	43
34	29	30	26	16	29	23	24	19	18	6	5	2	3	9
144	147	127	125	105	92	102	91	65	48	18	4	4	4	13
11	13	11	11	7	8	2	5	1	2	2	2	1	1	1
167	157	189	176	141	153	175	149	139	88	52	19	6	5	30
28	16	19	15	9	21	21	19	18	16	4	3	1	2	8
469	505	541	571	700	718	990	1,089	997	695	350	98	39	9	123
443	355	495	555	347	365	331	255	221	151	92	55	25	31	172
101	118	120	121	167	161	193	186	135	102	37	15	1	3	17
98	78	104	120	72	87	62	53	30	29	12	3	3	1	18
368	387	421	450	533	557	797	903	862	593	313	83	38	6	106
345	277	391	435	275	278	269	202	191	122	80	52	25	30	154
2,690	3,082	3,545	4,126	4,551	5,354	6,015	5,817	5,351	3,879	2,230	738	168	38	30
219	230	259	207	179	207	157	159	120	73	36	18	11	15	2
1,559	1,842	2,186	2,534	2,830	3,340	3,688	3,421	3,109	2,216	1,247	422	89	20	2
146	147	156	149	118	131	87	87	68	29	10	5	5	1	1
1,131	1,240	1,359	1,592	1,721	2,014	2,327	2,396	2,242	1,663	983	316	79	18	28
73	83	103	58	61	76	70	72	52	44	26	13	6	14	2
607	631	626	749	790	942	1,161	1,178	1,020	694	382	124	27	3	14
34	27	33	33	26	21	18	14	8	8	6	5	1	1	1
208	303	287	389	363	498	573	577	459	331	169	51	9	1	20
14	18	25	25	19	17	14	13	7	8	4	3	3	1	1
309	328	339	360	427	444	588	601	561	363	213	73	18	3	13
20	9	8	8	7	4	4	1	2	2	2	2	2	2	21
618	790	834	1,169	1,331	1,574	1,725	1,625	1,480	1,080	588	235	63	8	14
32	34	38	45	39	19	27	29	17	10	5	3	1	2	2
510	670	676	959	1,047	1,186	1,298	1,164	985	692	363	127	37	3	6
31	29	35	39	36	18	25	20	16	7	3	3	1	2	2
99	129	158	210	284	388	427	461	495	388	225	108	26	5	8
1	5	3	6	3	1	2	9	1	3	2	2	2	2	24
81	89	106	129	168	229	296	271	254	180	103	41	6	4	4
27	36	47	51	47	28	37	28	28	9	9	6	4	4	4
50	55	60	77	94	126	136	118	92	50	33	13	4	1	1
11	20	27	29	24	15	14	14	2	2	2	2	1	1	1
31	34	46	52	74	103	160	153	162	130	70	28	2	2	3
16	16	20	22	23	13	23	30	22	8	7	4	3	3	27
507	493	549	674	740	840	1,004	1,013	935	603	400	93	25	4	94
563	606	618	634	370	343	233	204	159	113	81	39	21	29	149
180	179	189	232	271	287	330	283	275	158	123	19	7	1	1
224	216	220	189	102	86	55	26	26	13	8	5	3	3	93
327	314	360	442	469	553	674	730	660	445	277	74	18	4	8
339	390	398	445	268	257	178	178	133	100	73	34	18	25	146
703	757	807	981	1,014	1,069	1,520	1,658	1,511	1,095	532	138	44	14	27
1,079	1,148	1,144	1,506	933	899	744	627	553	499	234	181	62	87	64
249	271	304	364	365	355	466	466	344	266	128	24	9	4	3
470	502	492	582	374	296	214	108	91	60	39	16	11	21	7
454	486	503	617	649	714	1,054	1,192	1,167	829	404	114	35	10	24
609	646	652	924	559	593	530	462	462	439	195	165	51	66	57
175	163	190	214	233	283	317	367	313	222	113	37	6	3	3
2	6	6	8	9	9	7	7	6	9	4	5	1	1	1
36	33	31	30	31	43	41	48	43	28	23	5	1	1	1
139	130	159	184	202	240	276	319	270	194	90	32	5	3	2
2	5	3	5	7	7	7	4	6	9	4	3	1	1	1
3,539	4,219	4,562	5,219	6,052	6,908	7,944	7,729	6,655	4,829	2,819	937	215	35	33
575	575	570	519	398	308	260	190	66	66	50	26	17	13	5
2,530	3,054	3,315	3,764	4,201	4,588	4,761	4,166	3,430	2,213	1,268	457	96	17	12
494	484	484	431	311	216	200	131	88	45	26	18	12	10	3
1,009	1,165	1,247	1,455	1,851	2,320	3,183	3,553	3,225	2,616	1,551	500	119	18	21
61	86	86	88	87	92	60	59	40	21	8	5	5	3	2
1,146	1,287	1,555	1,844	2,371	2,967	3,915	4,245	4,271	3,024	1,667	521	110	17	38
144	154	156	184	165	138	102	94	66	57	29	5	8	3	4
658	741	883	1,011	1,178	1,347	1,585	1,576	1,420	975	484	150	31	5	18
123	133	143	159	139	109	77	70	41	33	21	1	4	2	4
488	546	722	883	1,193	1,620	2,330	2,669	2,851	2,049	1,183	371	79	12	20
21	21	13	25	26	29	25	24	25	24	8	4	4	1	4
727	788	917	1,182	1,507	1,849	2,469	2,844	2,818	2,213	1,339	500	102	15	3
19	18	22	25	31	19	34	16	13	9	13	3	3	1	1
312	362	430	532	586	722	878	900	816	585	342	138	27	9	2
15	16	18	19	23	12	28	14	12	5	1	1	1	1	1
415	426	487	650	921	1,127	1,591	1,944	2,002	1,628	997	362	75	6	1
4	2	4	6	8	7	6	2	6	4	2	2	2	2	45

* The total deaths do not include 1,524 deaths estimated to have occurred as a result of the storm in September, 1928; see

11.8.

MORTALITY STATISTICS

TABLE 3.—DEATHS (EXCLUSIVE OF STILL

[“Urban” includes cities of 10,000 inhabitants or more

AREA AND COLOR			All deaths	Under 1 year	1 to 4 years	5 to 9 years	10 to 14 years	15 to 19 years	20 to 24 years	25 to 29 years	30 to 34 years
1	Kansas.....	White.....	19,611	1,866	743	331	258	405	438	450	454
		Colored.....	1,335	130	38	12	15	39	52	50	61
2	Urban.....	White.....	6,160	592	250	116	98	132	156	167	174
		Colored.....	856	86	27	8	11	25	36	33	38
3	Rural.....	White.....	13,451	1,274	493	215	160	273	282	283	280
		Colored.....	479	44	11	4	4	14	16	17	23
4	Kentucky.....	White.....	25,653	3,704	1,663	494	370	666	888	787	763
		Colored.....	4,737	433	162	65	71	173	248	220	232
5	Urban.....	White.....	6,741	723	288	119	83	138	208	194	202
		Colored.....	1,900	145	60	21	20	45	96	90	112
6	Rural.....	White.....	18,912	2,981	1,377	375	287	528	680	593	561
		Colored.....	2,837	288	102	44	51	128	152	130	120
7	Louisiana.....	White.....	12,843	1,645	748	262	207	352	475	410	459
		Colored.....	12,144	1,644	592	229	245	566	820	698	604
8	Urban.....	White.....	6,383	576	270	110	74	158	224	235	259
		Colored.....	4,801	509	178	80	81	223	370	323	312
9	Rural.....	White.....	6,450	1,069	478	152	133	194	251	175	200
		Colored.....	7,343	1,135	414	149	164	343	450	375	292
10	Maine.....	White.....	10,971	1,190	308	133	132	174	210	177	209
		Colored.....	34	4	3			5		1	
11	Urban.....	White.....	3,524	413	105	58	43	61	66	66	88
		Colored.....	9	2				2		1	
12	Rural.....	White.....	7,447	777	203	75	89	113	144	111	121
		Colored.....	25	2	3			3			
13	Maryland.....	White.....	16,417	1,687	633	274	196	294	388	419	450
		Colored.....	5,297	845	277	86	72	185	280	295	271
14	Urban.....	White.....	10,196	1,044	420	182	121	169	230	261	281
		Colored.....	3,114	426	161	52	38	84	150	194	187
15	Rural.....	White.....	6,221	643	213	92	75	125	158	158	169
		Colored.....	2,183	419	116	34	34	101	130	101	84
16	Massachusetts.....	White.....	50,047	4,976	1,822	826	594	824	941	1,126	1,324
		Colored.....	987	108	44	14	14	17	58	43	61
17	Urban.....	White.....	40,267	4,354	1,591	684	487	669	743	882	1,082
		Colored.....	855	94	41	13	12	15	50	30	51
18	Rural.....	White.....	9,780	622	231	142	107	155	198	244	242
		Colored.....	132	14	3	1	2	2	8	13	10
19	Michigan.....	White.....	51,697	6,389	2,108	1,056	677	1,066	1,465	1,449	1,686
		Colored.....	3,097	403	202	78	48	124	229	347	262
20	Urban.....	White.....	28,136	4,081	1,436	684	373	614	889	944	1,122
		Colored.....	2,491	341	176	68	35	95	192	300	231
21	Rural.....	White.....	23,561	2,308	672	372	304	482	576	505	564
		Colored.....	606	62	26	10	13	29	37	47	31
22	Minnesota.....	White.....	25,534	2,592	730	419	383	510	642	677	764
		Colored.....	443	64	48	7	12	14	18	18	19
23	Urban.....	White.....	11,296	1,028	329	199	155	215	288	321	374
		Colored.....	190	11	9			2	5	9	13
24	Rural.....	White.....	14,238	1,564	401	220	228	295	354	356	390
		Colored.....	253	53	39	7	12	12	13	9	6
25	Mississippi.....	White.....	10,253	1,443	723	246	162	313	345	311	284
		Colored.....	15,633	2,116	994	381	300	770	1,091	867	751
26	Urban.....	White.....	1,968	204	114	44	32	72	85	81	84
		Colored.....	2,274	206	93	38	31	127	202	151	128
27	Rural.....	White.....	8,285	1,239	609	202	130	241	260	230	200
		Colored.....	13,359	1,910	901	343	269	643	889	716	623
28	Missouri.....	White.....	40,535	3,700	1,551	613	478	813	1,035	993	1,071
		Colored.....	4,733	455	231	79	83	149	228	301	243
29	Urban.....	White.....	19,096	1,527	654	317	205	373	508	517	575
		Colored.....	3,418	292	144	55	52	172	246	202	202
30	Rural.....	White.....	21,439	2,173	897	296	273	440	527	476	496
		Colored.....	1,315	163	87	24	31	47	56	55	41
31	Montana.....	White.....	5,370	513	188	113	110	160	169	171	178
		Colored.....	410	99	63	14	10	16	15	10	14
32	Urban.....	White.....	1,971	159	60	30	40	51	71	72	85
		Colored.....	35	4	3			2		1	3
33	Rural.....	White.....	3,399	354	128	83	70	109	98	99	93
		Colored.....	375	95	60	14	10	14	15	9	11
34	Nebraska.....	White.....	13,297	1,438	457	224	229	288	304	305	321
		Colored.....	363	43	23	5	7	17	15	15	17
35	Urban.....	White.....	4,123	386	116	77	69	85	115	129	130
		Colored.....	233	16	4	3	2	7	7	10	13
36	Rural.....	White.....	9,174	1,052	341	147	160	203	189	176	191
		Colored.....	130	27	19	2	5	10	8	5	4
37	New Hampshire.....	White.....	6,435	602	183	99	62	88	104	118	146
		Colored.....	7		1					1	
38	Urban.....	White.....	2,745	334	98	51	25	38	46	55	67
		Colored.....	5		1					1	
39	Rural.....	White.....	3,690	268	85	48	37	50	58	63	79
		Colored.....	2								
40	New Jersey.....	White.....	41,329	3,963	1,631	942	625	798	1,000	1,092	1,282
		Colored.....	3,633	609	220	72	57	96	196	212	210
41	Urban.....	White.....	25,583	2,790	1,167	688	425	518	579	674	839
		Colored.....	2,555	470	184	51	38	56	133	148	150
42	Rural.....	White.....	15,746	1,173	464	254	200	275	421	418	443
		Colored.....	1,078	139	36	21	19	40	63	64	60

DEATHS, BY AGE AND COLOR

41

BIRTHS), BY AGE AND COLOR: 1928—Continued

in 1920; the remainder of the State is included in "rural"]

35 to 39 years	40 to 44 years	45 to 49 years	50 to 54 years	55 to 59 years	60 to 64 years	65 to 69 years	70 to 74 years	75 to 79 years	80 to 84 years	85 to 89 years	90 to 94 years	95 to 99 years	100 years and over	Age un- known	
615	583	707	893	1,069	1,343	1,782	2,021	2,228	1,837	1,104	384	81	14	5	1
91	89	92	103	111	92	90	61	71	61	36	19	14	7	1	2
223	234	259	323	353	458	565	556	639	469	274	98	21	3	5	3
57	58	69	66	74	65	59	34	39	28	20	10	8	5	1	4
392	349	448	570	716	885	1,217	1,465	1,589	1,363	830	286	60	11	5	5
34	31	23	37	37	27	31	27	32	33	16	9	6	2	1	6
901	908	953	1,138	1,366	1,656	2,047	2,297	2,162	1,659	860	261	61	15	34	4
279	286	346	400	342	341	287	297	201	156	101	46	13	24	14	5
278	284	337	407	449	594	665	615	529	377	193	41	13	3	3	8
150	143	185	187	140	157	108	99	57	35	31	9	4	5	1	9
623	624	616	731	917	1,062	1,382	1,682	1,633	1,282	667	220	48	12	31	6
129	143	161	213	202	184	179	198	144	121	70	37	9	19	13	7
516	512	631	732	867	877	1,016	1,019	953	606	322	146	32	9	47	8
794	726	813	846	675	606	506	460	400	338	227	115	67	86	87	9
296	310	395	449	500	517	567	297	201	156	101	46	13	24	14	5
407	377	381	392	321	253	184	142	87	80	34	20	16	15	16	8
220	202	236	283	367	360	449	502	511	329	191	85	18	6	39	9
387	349	432	454	354	353	322	318	313	258	198	95	51	71	71	10
267	333	374	538	643	813	1,073	1,281	1,265	957	599	223	60	11	1	11
122	149	2	2	239	275	368	351	324	213	131	44	11	1	1	12
145	184	200	316	404	538	705	930	941	744	468	179	49	10	1	13
571	688	779	986	1,213	1,363	1,624	1,650	1,420	1,031	522	165	38	7	14	14
336	370	402	495	334	306	255	216	124	97	69	26	12	6	28	15
368	499	551	604	836	930	998	789	513	513	248	77	19	2	2	16
240	278	301	275	194	178	129	107	51	36	20	11	2	5	14	17
203	189	228	292	377	438	626	631	518	518	274	88	19	6	28	18
96	92	101	130	140	128	126	109	73	61	49	15	10	6	6	19
1,616	1,902	2,410	3,090	3,747	4,522	5,116	4,997	4,422	3,183	1,790	656	137	22	4	20
58	69	69	84	84	72	61	42	42	21	13	9	4	14	4	21
1,346	1,602	2,003	2,532	3,111	3,739	4,108	3,886	3,310	2,296	1,249	439	86	3	3	22
49	59	56	76	78	62	54	40	37	18	9	8	3	8	3	23
270	300	407	508	636	783	1,008	1,111	1,112	887	541	217	51	8	8	24
9	10	13	8	6	10	7	2	5	3	4	1	1	1	1	25
2,094	2,261	2,445	2,750	3,009	3,635	4,413	4,732	4,578	3,272	1,770	614	129	14	55	26
309	223	218	182	101	102	81	63	50	26	19	11	5	7	7	27
1,415	1,510	1,592	1,654	1,639	1,929	2,125	2,069	1,854	1,244	645	202	49	8	8	28
267	190	165	143	76	73	49	35	26	11	9	3	2	3	1	29
679	751	853	1,096	1,320	1,706	2,288	2,663	2,724	2,028	1,125	412	80	6	47	30
42	33	53	39	25	29	32	28	24	15	10	8	3	4	6	31
958	990	1,156	1,334	1,544	2,030	2,618	2,639	2,220	1,742	1,057	404	91	13	21	32
21	30	29	31	21	24	22	20	16	15	3	7	3	1	6	33
514	538	634	695	800	1,021	1,214	1,058	828	582	344	119	28	6	6	34
19	20	17	19	15	15	13	8	6	5	3	3	1	1	1	35
444	452	522	639	744	1,009	1,404	1,581	1,392	1,160	713	285	63	7	15	36
2	10	12	12	6	9	9	12	10	10	3	4	2	1	1	37
361	322	381	458	528	563	795	864	856	684	355	123	33	7	96	38
826	746	850	1,029	829	748	706	637	555	514	314	176	90	120	223	39
94	70	84	122	121	141	158	153	135	101	40	15	1	1	17	40
170	148	170	206	141	107	73	69	67	52	33	15	3	9	35	41
267	252	297	336	407	422	637	711	721	583	315	108	32	7	79	42
656	598	680	823	688	641	633	568	488	462	281	161	87	111	188	43
1,375	1,570	1,841	2,258	2,743	3,190	3,881	4,106	3,950	2,987	1,622	553	96	33	76	44
326	379	382	409	357	306	251	194	135	94	55	27	19	9	21	45
788	938	1,086	1,347	1,592	1,753	1,828	1,787	1,517	1,037	529	173	29	7	9	46
261	320	314	338	263	223	113	71	41	28	12	6	4	7	7	47
587	632	755	911	1,151	1,437	2,053	2,319	2,433	1,950	1,093	380	67	26	67	48
65	59	68	71	94	83	99	81	64	53	27	15	13	5	14	49
248	315	325	336	344	439	518	482	351	209	143	44	9	2	5	50
11	22	12	15	13	20	16	7	18	16	11	3	1	2	2	51
92	126	149	148	128	185	191	157	110	61	40	14	2	1	1	52
156	189	176	188	216	254	327	325	241	148	103	30	7	2	5	53
11	15	10	15	11	17	13	7	18	14	10	2	2	2	2	54
396	477	472	595	639	883	1,334	1,472	1,422	1,109	640	190	40	2	10	55
29	22	38	29	24	18	15	20	7	9	3	5	1	1	2	56
159	193	224	236	270	310	448	410	332	244	134	47	7	1	2	57
24	20	32	26	21	12	9	14	5	5	1	1	1	1	1	58
237	284	243	359	419	573	886	1,062	1,090	865	506	143	33	2	8	59
5	2	6	3	3	6	6	6	2	4	3	4	4	4	4	60
153	196	239	335	415	520	645	749	720	546	320	126	38	4	27	61
80	102	111	169	184	214	254	280	273	189	108	38	16	1	12	62
73	94	128	166	231	306	391	469	447	357	212	88	22	3	15	63
1,532	1,955	2,320	2,849	3,239	3,554	3,820	3,670	3,156	2,247	1,184	373	93	8	1	64
255	259	293	289	202	188	142	129	86	57	36	14	5	4	2	65
1,023	1,288	1,551	1,855	2,122	2,234	2,269	1,998	1,664	1,090	568	179	43	4	4	66
192	191	211	205	131	119	87	76	29	29	21	9	2	2	1	67
509	667	769	994	1,117	1,320	1,531	1,672	1,492	1,157	621	194	50	4	1	68
63	68	82	84	71	69	55	53	37	23	15	5	3	2	1	69

MORTALITY STATISTICS

TABLE 3.—DEATHS (EXCLUSIVE OF STILL

[“Urban” includes cities of 10,000 inhabitants or more

AREA AND COLOR			All deaths	Under 1 year	1 to 4 years	5 to 9 years	10 to 14 years	15 to 19 years	20 to 24 years	25 to 29 years	30 to 34 years
1	New York	White	144,570	13,398	4,870	2,503	1,808	2,602	3,468	3,785	4,583
		Colored	7,070	1,114	460	121	87	229	426	566	527
2	Urban	White	109,845	11,008	4,189	2,115	1,430	2,050	2,740	3,060	3,722
		Colored	6,393	1,033	428	107	73	207	382	526	480
3	Rural	White	34,725	2,390	681	388	378	552	728	725	861
		Colored	677	81	32	14	14	22	44	40	47
4	North Carolina	White	22,413	4,196	1,607	487	347	516	678	628	735
		Colored	13,747	2,739	942	251	265	677	831	760	663
5	Urban	White	4,457	718	290	109	64	116	181	176	226
		Colored	3,551	631	193	50	56	190	263	231	232
6	Rural	White	17,956	3,478	1,317	378	283	400	497	452	509
		Colored	10,216	2,108	749	201	209	487	568	479	431
7	North Dakota	White	5,324	849	277	125	147	174	170	172	129
		Colored	189	41	24	10	10	14	8	8	4
8	Urban	White	882	102	51	26	19	30	26	37	31
		Colored	3	1	1	1	1	1	1	1	1
9	Rural	White	4,442	747	226	99	128	144	144	135	98
		Colored	186	40	24	10	10	14	8	7	4
10	Ohio	White	74,301	7,254	2,397	1,235	840	1,399	1,743	1,808	2,004
		Colored	5,897	699	261	99	93	217	372	461	466
11	Urban	White	42,378	4,461	1,477	823	526	863	1,118	1,204	1,362
		Colored	4,798	608	225	89	70	173	308	401	407
12	Rural	White	31,923	2,793	920	412	314	536	625	604	652
		Colored	1,099	96	36	10	23	44	64	60	59
13	Oklahoma	White	18,053	2,635	1,405	497	355	582	709	632	670
		Colored	2,900	331	188	66	72	155	193	200	150
14	Urban	White	4,814	554	303	141	101	148	202	193	219
		Colored	960	102	46	22	18	37	68	85	60
15	Rural	White	13,239	2,081	1,102	356	254	434	507	439	451
		Colored	1,940	229	142	44	54	118	125	115	90
16	Oregon	White	10,222	621	230	160	123	220	259	283	298
		Colored	267	33	22	3	5	14	18	16	8
17	Urban	White	4,761	243	77	69	50	101	112	132	151
		Colored	115	6	11	2	5	6	6	9	3
18	Rural	White	5,461	378	153	91	73	119	147	151	147
		Colored	152	27	11	1	5	9	12	7	5
19	Pennsylvania	White	111,473	13,310	4,815	2,070	1,512	2,074	2,623	2,689	3,117
		Colored	8,134	1,157	486	130	112	252	455	543	610
20	Urban	White	60,226	6,547	2,686	1,216	825	1,188	1,476	1,549	1,895
		Colored	6,452	661	406	105	78	199	348	414	476
21	Rural	White	51,244	6,763	2,129	854	687	886	1,147	1,140	1,222
		Colored	1,682	196	80	25	34	53	107	129	154
22	Rhode Island	White	8,150	839	364	147	82	139	176	174	189
		Colored	244	36	12	9	2	7	7	7	11
23	Urban	White	6,890	731	322	130	65	111	142	132	159
		Colored	213	29	11	9	2	6	6	7	10
24	Rural	White	1,251	108	42	17	17	28	34	42	30
		Colored	81	7	1	1	1	1	1	1	1
25	South Carolina	White	10,411	1,675	817	212	141	297	331	279	301
		Colored	14,016	2,503	1,016	330	254	683	872	741	663
26	Urban	White	2,338	279	170	47	43	75	97	90	78
		Colored	2,479	320	125	43	29	119	174	209	168
27	Rural	White	8,073	1,396	647	165	98	222	234	189	223
		Colored	11,537	2,183	891	287	225	504	698	532	495
28	Tennessee	White	22,344	3,113	1,551	445	293	676	803	754	747
		Colored	9,060	962	442	148	178	437	643	601	503
29	Urban	White	6,134	756	339	125	80	179	235	268	297
		Colored	4,200	443	177	59	64	189	295	313	297
30	Rural	White	16,210	2,357	1,212	320	213	497	568	516	454
		Colored	4,860	519	265	89	114	248	348	288	206
31	Utah	White	4,957	735	254	143	153	175	182	147	163
		Colored	152	29	11	11	2	6	3	3	3
32	Urban	White	2,361	260	62	3	65	73	95	72	87
		Colored	47	4	2	3	3	3	3	2	1
33	Rural	White	2,596	475	164	81	88	102	87	75	76
		Colored	105	25	9	8	2	6	3	1	2
34	Vermont	White	4,881	458	126	48	51	75	95	96	102
		Colored	7	1	1	1	1	1	1	1	1
35	Urban	White	806	80	25	8	11	16	18	24	27
		Colored	4	1	1	1	1	1	1	1	1
36	Rural	White	4,075	378	101	40	40	59	77	72	75
		Colored	3	1	1	1	1	1	1	1	1
37	Virginia	White	18,458	2,559	886	331	235	406	498	505	505
		Colored	11,753	1,731	603	167	198	480	593	527	513
38	Urban	White	5,178	574	215	92	55	97	143	159	156
		Colored	3,958	554	210	48	57	149	209	210	237
39	Rural	White	13,280	1,985	671	239	180	309	355	346	349
		Colored	7,795	1,177	393	119	141	331	384	317	276
40	Washington	White	16,075	1,035	400	286	245	333	446	424	470
		Colored	648	80	45	41	26	26	30	33	33
41	Urban	White	8,489	505	202	164	131	171	188	214	245
		Colored	270	22	16	14	3	5	10	12	16
42	Rural	White	7,586	530	198	122	114	212	258	210	225
		Colored	378	58	29	27	23	21	20	21	17

DEATHS, BY AGE AND COLOR

43

BIRTHS), BY AGE AND COLOR: 1928—Continued

in 1920; the remainder of the State is included in "rural"]

35 to 39 years	40 to 44 years	45 to 49 years	50 to 54 years	55 to 59 years	60 to 64 years	65 to 69 years	70 to 74 years	75 to 79 years	80 to 84 years	85 to 89 years	90 to 94 years	95 to 99 years	100 years and over	Age un- known	
5,670	6,946	8,149	10,101	11,404	13,422	14,133	13,176	11,104	7,637	4,084	1,340	293	58	36	1
590	588	554	471	335	314	254	166	127	80	35	17	7	1	1	2
4,709	5,784	6,744	8,330	9,278	10,626	10,450	9,027	6,984	4,375	2,305	715	151	38	15	3
541	549	519	416	295	288	211	134	101	63	23	12	4	1	1	4
961	1,162	1,405	1,771	2,126	2,796	3,683	4,149	4,120	3,262	1,779	625	142	20	21	5
49	39	35	55	40	26	43	32	26	17	12	5	3	1	1	6
797	774	910	969	1,048	1,184	1,710	1,882	1,773	1,245	548	192	51	14	122	7
691	644	770	763	622	568	564	562	448	316	203	115	55	65	143	8
214	197	253	238	260	253	311	299	289	154	67	26	5	5	11	9
240	219	262	200	158	174	116	98	66	27	32	13	9	3	18	10
583	577	657	731	788	931	1,399	1,583	1,484	1,091	481	166	46	14	111	11
451	425	508	563	464	484	448	464	382	289	171	102	46	62	125	12
183	196	237	247	284	347	442	441	385	277	167	63	11	1	1	13
6	6	1	8	2	3	14	12	5	8	2	2	1	1	1	14
36	38	55	50	64	57	76	76	47	32	19	9	1	1	1	15
147	158	182	197	220	290	366	365	338	245	148	54	10	1	1	16
6	6	1	8	2	3	13	12	5	8	2	2	1	1	1	17
2,652	2,962	3,500	4,182	4,727	5,662	7,175	7,783	7,204	5,499	3,021	1,019	182	29	24	18
518	494	468	431	300	227	147	148	96	76	25	8	8	9	2	19
1,858	2,069	2,418	2,751	2,993	3,349	3,916	3,886	3,282	2,298	1,246	404	67	12	7	20
438	424	410	359	233	215	163	100	83	42	37	13	5	2	1	21
796	893	1,082	1,431	1,734	2,313	3,259	3,897	3,922	3,201	1,775	615	115	17	17	22
82	70	58	72	87	65	64	47	65	54	39	12	3	7	2	23
671	713	719	825	980	1,057	1,286	1,383	1,303	914	476	127	46	12	56	24
182	161	184	173	158	139	110	110	92	96	44	21	23	24	28	25
209	248	225	256	314	323	379	325	316	183	114	36	10	3	12	26
70	69	73	60	59	46	38	36	15	23	8	4	8	5	8	27
462	465	494	569	666	734	907	1,058	987	731	362	91	36	9	44	28
112	92	111	113	99	93	72	74	77	73	36	17	15	19	20	29
378	439	503	642	645	839	1,109	1,160	1,023	700	405	131	32	4	18	30
11	15	11	11	14	21	12	23	9	8	9	3	1	1	1	31
196	231	283	349	297	427	555	528	440	287	165	54	9	1	4	32
5	7	8	4	6	14	7	10	5	4	2	1	1	1	1	33
182	208	220	293	348	412	554	632	583	413	240	77	23	3	14	34
6	8	3	7	8	7	5	13	4	4	7	2	1	1	1	35
4,168	4,837	5,840	6,817	7,974	9,155	10,134	10,193	9,089	6,453	3,322	1,043	196	32	10	36
680	615	693	611	523	404	315	223	141	93	45	28	11	7	2	37
2,561	2,905	3,532	4,142	4,731	5,305	5,493	5,094	4,246	2,841	1,467	437	74	17	2	38
554	501	565	495	418	312	245	163	89	61	29	18	10	5	1	39
1,607	1,932	2,308	2,675	3,243	3,850	4,641	5,099	4,843	3,612	1,855	606	122	15	8	40
126	114	128	116	105	92	70	60	52	32	16	10	1	2	1	41
255	308	413	548	672	769	843	802	634	477	222	76	17	1	3	42
18	9	20	17	21	20	13	12	15	7	4	1	1	1	1	43
221	270	356	494	574	662	709	669	522	375	176	61	14	1	3	44
17	9	17	15	19	16	11	10	12	7	3	1	1	1	1	45
34	38	57	54	98	107	134	133	112	102	46	15	3	1	1	46
1	1	3	2	2	4	2	2	3	1	1	1	1	1	1	47
357	419	487	546	635	571	800	885	790	505	238	80	25	11	9	48
758	850	870	921	647	719	580	518	356	344	157	93	50	62	29	49
94	123	148	164	168	157	167	177	82	42	17	4	1	1	3	50
191	250	199	200	131	131	68	42	32	24	7	4	1	1	5	51
283	296	339	382	467	414	633	708	678	423	196	63	21	10	6	52
567	600	671	721	516	588	512	476	324	320	150	89	49	55	24	53
864	841	853	1,015	1,168	1,404	1,737	1,943	1,783	1,356	669	221	47	13	48	54
578	560	612	670	528	529	433	394	282	134	75	46	44	44	28	55
291	308	311	353	378	435	484	474	379	299	122	33	12	3	7	56
330	315	348	347	304	223	179	119	62	59	33	21	14	6	3	57
573	533	542	662	790	969	1,253	1,469	1,404	1,057	547	188	35	10	41	58
248	245	264	323	224	306	254	275	220	161	101	54	32	38	38	59
192	203	218	249	263	321	399	351	352	239	140	55	13	3	7	60
3	9	5	13	8	6	6	13	4	6	6	1	1	1	2	61
116	114	126	138	133	167	208	169	180	111	62	21	7	1	5	62
2	2	5	6	4	3	2	5	1	2	2	2	2	1	1	63
76	89	92	111	130	154	191	182	172	128	78	34	6	3	2	64
1	7	7	7	4	3	4	8	3	4	4	1	1	1	1	65
120	144	154	241	340	389	496	565	551	447	265	98	18	1	1	66
1	1	1	1	1	1	1	1	1	1	1	1	1	1	1	67
29	32	39	57	66	70	77	72	69	52	24	9	1	1	1	68
91	112	115	184	274	319	419	493	482	395	241	89	17	1	1	69
1	1	1	1	1	1	1	1	1	1	1	1	1	1	1	70
543	624	752	827	1,077	1,189	1,598	1,831	1,777	1,292	711	212	59	11	30	71
658	721	801	985	874	815	570	499	361	283	150	86	47	43	48	72
185	214	276	303	404	377	495	519	414	297	152	40	10	3	1	73
271	340	347	412	275	263	164	113	56	25	9	3	2	3	1	74
358	410	476	524	673	812	1,103	1,312	1,363	995	559	172	49	11	29	75
387	381	454	573	599	552	406	386	305	258	141	83	45	40	47	76
621	723	881	990	1,130	1,390	1,691	1,682	1,414	1,021	572	191	46	6	28	77
42	36	44	31	34	36	29	20	20	17	8	4	3	8	2	78
322	405	526	608	670	801	927	845	701	483	267	78	28	2	6	79
22	20	30	21	20	21	15	8	8	3	3	3	3	1	1	80
299	318	355	382	460	589	764	837	713	538	305	113	18	4	22	81
20	16	14	10	14	15	14	12	12	14	5	4	3	8	1	82

MORTALITY STATISTICS

TABLE 3.—DEATHS (EXCLUSIVE OF STILL

[“Urban” includes cities of 10,000 inhabitants or more

	AREA AND COLOR	All deaths	Under 1 year	1 to 4 years	5 to 9 years	10 to 14 years	15 to 19 years	20 to 24 years	25 to 29 years	30 to 34 years
1	West Virginia..... White...	15,691	2,801	1,020	349	277	482	590	546	540
 Colored...	1,816	242	93	38	33	76	113	123	105
2	Urban..... White...	4,154	542	185	100	84	155	174	173	157
 Colored...	430	37	22	10	4	15	21	27	27
3	Rural..... White...	11,537	2,259	835	249	193	327	416	373	383
 Colored...	1,386	205	71	28	29	61	92	96	78
4	Wisconsin..... White...	31,356	3,459	922	461	434	673	733	791	868
 Colored...	432	87	36	11	12	24	24	25	27
5	Urban..... White...	13,635	1,653	476	246	185	284	337	426	440
 Colored...	168	21	14	4	6	6	8	8	16
6	Rural..... White...	17,721	1,806	446	215	249	389	396	365	428
 Colored...	264	46	22	7	6	18	16	17	11
7	Wyoming..... White...	2,026	283	113	76	43	60	88	71	71
 Colored...	129	22	18	6	4	4	3	6	5
8	Urban..... White...	373	59	23	20	4	7	14	17	11
 Colored...	8	1	—	1	1	—	—	—	—
9	Rural..... White...	1,653	224	90	56	39	53	74	54	60
 Colored...	121	21	18	6	3	4	3	6	5

NOTE.—Similar data for cities, which have not been shown since 1922, are held in manuscript.

DEATHS, BY AGE AND COLOR

45

BIRTHS), BY AGE AND COLOR: 1928—Continued

in 1920; the remainder of the State is included in "rural"]

35 to 39 years	40 to 44 years	45 to 49 years	50 to 54 years	55 to 59 years	60 to 64 years	65 to 69 years	70 to 74 years	75 to 79 years	80 to 84 years	85 to 89 years	90 to 94 years	95 to 99 years	100 years and over	Age un- known	
603	633	618	685	805	825	1,004	1,215	1,196	838	490	141	28	5		1
155	132	139	129	96	82	62	66	51	42	21	10	3	5		2
204	213	201	220	258	266	309	325	281	183	98	22	4			3
43	36	28	41	31	18	21	20	15	9	3	1		1		4
399	420	417	465	547	559	695	890	915	655	392	119	24	5		5
112	96	111	88	65	64	41	46	36	33	18	9	3	4		6
1,067	1,165	1,434	1,553	1,984	2,266	3,021	3,261	3,039	2,278	1,328	489	100	20	10	4
26	25	26	25	15	15	17	20	13	9	6	2	2		1	5
548	565	736	749	949	1,082	1,292	1,242	1,094	746	421	134	24	4	2	6
17	12	15	13	5	4	6	6	4	1	1	1				7
519	600	698	804	1,035	1,184	1,729	2,019	1,945	1,532	907	355	76	16	8	8
9	13	11	12	10	11	11	14	9	8	5	5	2		1	9
106	102	84	97	122	118	157	128	138	89	50	20	2		8	7
11	3	10	7	6	4	4	5	4	3	2			1	1	8
31	13	20	15	26	27	19	19	23	16	6	1	1		1	9
2		3					1								8
75	89	64	82	96	91	138	109	115	73	44	19	1		7	9
9	3	7	7	6	4	4	4	4	3	2			1	1	

MORTALITY STATISTICS

TABLE 4.—DEATHS (EXCLUSIVE OF STILLBIRTHS), BY AGE, SEX, COLOR, AND NATIVITY OF WHITE: 1928

[Native white includes native born of both parents native, of one or both foreign, and of both unknown or one unknown and one native]

AREA AND AGE	ALL DEATHS		WHITE								COLORED									
	Male	Female	Native		Foreign		Unknown		Negro		Indian		Chinese		Japanese		Other colored			
			M.	F.	M.	F.	M.	F.	M.	F.	M.	F.	M.	F.	M.	F.	M.	F.		
THE REGISTRATION AREA IN CONTINENTAL UNITED STATES																				
All ages.....	748,141	630,534	481,801	416,831	147,475	115,125	15,359	5,155	99,295	90,800	2,121	2,103	1,164	152	753	344	173	24		
Under 1 year.....	89,001	66,857	73,828	54,732	71	61	99	95	14,396	11,433	434	412	46	40	119	76	8	8		
1 to 4 years.....	32,296	27,936	26,232	22,560	167	154	134	101	5,380	4,771	272	288	28	21	81	61	2	1		
5 to 9 years.....	13,928	11,317	11,729	9,242	256	203	59	57	1,754	1,695	75	75	11	9	43	35	1	1		
10 to 14 years.....	10,849	8,645	8,842	6,652	222	176	54	44	1,625	1,647	87	110	9	6	10	10				
15 to 19 years.....	17,206	16,020	12,667	10,660	692	672	144	77	3,532	4,477	131	117	16	6	16	8	3			
20 to 24 years.....	21,626	21,819	13,941	13,831	1,741	1,424	268	127	5,477	6,313	125	104	37	6	13	11	24	3		
25 to 29 years.....	22,287	21,775	13,301	13,308	2,668	2,166	437	151	5,669	6,029	91	83	40	8	30	28	45	2		
30 to 34 years.....	24,047	22,407	13,940	13,839	4,022	2,901	569	173	5,351	5,385	53	71	66	8	23	29	23	1		
35 to 39 years.....	30,605	26,149	16,502	15,391	6,739	4,145	892	214	6,288	6,274	76	79	70	8	40	36	18	2		
40 to 44 years.....	35,091	27,127	18,279	15,625	9,224	5,122	1,102	232	6,253	6,065	75	55	78	9	65	18	15	1		
45 to 49 years.....	40,840	29,919	21,467	16,991	10,752	6,244	1,253	250	7,120	6,344	61	75	74	3	98	12	15			
50 to 54 years.....	47,453	34,866	25,668	20,390	12,129	7,794	1,553	302	7,862	6,305	84	62	82	6	66	6	9	1		
55 to 59 years.....	51,642	37,726	30,397	23,361	13,636	9,309	1,346	322	6,041	4,665	66	56	87	4	68	7	1	1		
60 to 64 years.....	57,511	44,165	33,509	26,578	16,728	12,511	1,596	386	5,433	4,610	77	73	124	5	43	2	1			
65 to 69 years.....	65,108	52,121	41,220	34,252	17,512	13,605	1,626	499	4,532	3,688	76	71	130	3	12	3				
70 to 74 years.....	64,666	54,238	42,759	36,836	16,303	13,594	1,434	539	3,937	3,182	104	84	115	2	14	1				
75 to 79 years.....	56,084	51,209	36,705	34,224	15,050	13,847	1,106	579	3,071	2,454	77	94	71	1	3		1			
80 to 84 years.....	38,632	39,711	24,393	26,072	11,025	11,066	743	436	2,352	2,056	66	79	49	2	3		1			
85 to 89 years.....	19,680	23,493	11,844	15,198	6,085	6,724	364	285	1,331	1,230	36	52	19	2		1	1	1		
90 to 94 years.....	6,129	8,905	3,499	5,356	1,882	2,611	103	105	615	800	23	32	7	1						
95 to 99 years.....	1,431	2,301	686	1,230	403	618	28	29	301	404	11	19	2	1						
100 years and over.....	525	873	96	213	86	141	7	8	324	487	11	23	1	1						
Unknown.....	1,504	956	297	290	82	37	442	144	671	476	10	9	2							
REGISTRATION STATES OF 1920 ¹																				
All ages.....	646,328	545,739	416,439	362,883	139,102	109,172	12,574	4,040	75,009	67,991	1,189	1,154	1,119	143	728	334	168	22		
Under 1 year.....	74,306	55,737	62,681	46,490	52	49	77	80	11,081	8,777	251	224	44	37	113	72	7	8		
1 to 4 years.....	26,174	22,752	21,549	18,618	140	133	99	71	4,148	3,720	130	131	28	20	78	59	2			
5 to 9 years.....	11,789	9,483	10,083	7,905	236	182	51	46	1,322	1,271	45	36	9	8	43	34		1		
10 to 14 years.....	9,056	7,148	7,548	5,684	201	156	45	28	1,196	1,209	48	55	9	6	10	10				
15 to 19 years.....	14,094	13,010	10,690	8,992	622	587	105	62	2,571	3,288	68	64	14	6	16	8	3			
20 to 24 years.....	17,740	17,838	11,749	11,761	1,578	1,298	205	95	4,082	4,608	73	56	36	6	13	11	24	3		
25 to 29 years.....	18,655	17,912	11,328	11,233	2,478	2,001	352	104	4,327	4,489	51	48	38	8	36	27	45	2		
30 to 34 years.....	20,381	18,837	11,863	11,870	3,819	2,749	456	120	4,112	4,026	22	35	63	8	23	28	23	1		
35 to 39 years.....	26,379	21,992	14,214	13,152	6,424	3,952	768	163	4,804	4,638	43	42	69	8	39	36	18	1		
40 to 44 years.....	30,694	23,162	15,817	13,488	8,845	4,925	932	188	4,904	4,504	43	30	76	8	62	18	15	1		
45 to 49 years.....	35,735	25,771	18,722	14,855	10,291	5,988	1,078	192	5,429	4,678	38	45	70	1	93	12	14			
50 to 54 years.....	41,401	30,487	22,415	18,049	11,630	7,500	1,336	248	5,830	4,643	39	34	81	6	62	6	8	1		
55 to 59 years.....	45,722	33,594	26,736	20,754	13,037	8,956	1,121	255	4,643	3,583	32	34	85	4	67	7	1	1		
60 to 64 years.....	51,288	39,782	29,660	23,802	16,018	12,048	1,319	315	4,078	3,569	52	41	118	5	42	2	1			
65 to 69 years.....	57,595	46,877	36,201	30,603	16,511	13,029	1,301	397	3,398	2,802	49	42	123	2	12	2				
70 to 74 years.....	56,985	45,451	37,484	32,640	15,258	12,891	1,143	430	2,911	2,435	64	52	111	2	14	1				
75 to 79 years.....	49,251	45,680	32,061	30,226	13,995	13,003	864	455	2,211	1,836	47	59	69	1	3		1			
80 to 84 years.....	33,870	35,214	21,351	22,992	10,168	10,345	586	356	1,677	1,475	38	44	47	2	3					
85 to 89 years.....	17,233	20,919	10,334	13,502	5,571	6,243	300	232	985	908	25	31	17	2		1	1			
90 to 94 years.....	5,300	7,874	3,064	4,786	1,719	2,414	86	83	408	571	16	19	7	1						
95 to 99 years.....	1,206	1,965	588	1,078	367	564	20	19	224	290	5	13	2	1						
100 years and over.....	383	659	82	176	75	124	3	7	213	336	9	15	1	1						
Unknown.....	1,091	695	219	227	67	35	327	94	475	335	1	4	2							
REGISTRATION STATES ²																				
All ages.....	738,891	623,096	475,868	412,142	146,179	114,003	15,016	5,061	97,627	89,271	2,118	2,102	1,160	150	750	343	173	24		
Under 1 year.....	87,676	65,816	72,710	53,840	60	55	97	93	14,202	11,292	434	412	46	40	119	76	8	8		
1 to 4 years.....	31,666	27,379	25,690	22,064	154	143	129	101	5,312	4,722	272	288	28	21	79	60	2			
5 to 9 years.....	13,760	11,180	11,592	9,128	246	195	59	57	1,733	1,680	75	75	11	9	43	35	1	1		
10 to 14 years.....	10,734	8,551	8,753	6,583	210	168	53	44	1,613	1,630	86	110	9	6	10	10				
15 to 19 years.....	16,961	15,737	12,512	10,505	657	619	138	76	3,453	4,403	131	117	16	6	16	8	3			
20 to 24 years.....	21,208	21,434	13,712	13,621	1,673	1,352	261	122	5,363	6,215	125	104	37	6	13	11	24	3		
25 to 29 years.....	21,843	21,335	13,058	13,082	2,603	2,087	423	146	5,547	5,899	91	83	40	8	36	28	45	2		
30 to 34 years.....	23,594	22,027	13,701	13,646	3,962	2,841	549	167	5,217	5,264	53	71	66	8	22	29	23	1		
35 to 39 years.....	30,093	25,703	16,236	15,174	6,657	4,073	876	211	6,121	6,120	75	79	70	8	40	36	18	2		
40 to 44 years.....	34,552	26,742	17,984	15,436	9,150	5,063	1,075	229	6,110	5,931	75	55	78	9	65	18	15	1		
45 to 49 years.....	40,271	29,466	21,166	16,769	10,677	6,178	1,231	244	6,949	6,187	61	75	74	1	98	12	15			
50 to 54 years.....	46,819	34,425	25,301	20,179	12,036															

DEATHS, BY AGE, SEX, COLOR, AND NATIVITY

47

TABLE 4.—DEATHS (EXCLUSIVE OF STILLBIRTHS), BY AGE, SEX, COLOR, AND NATIVITY OF WHITE: 1928—Con.

[Native white includes native born of both parents native, of one or both foreign, and of both unknown or one unknown and one native]—

AREA AND AGE	ALL DEATHS		WHITE						COLORED									
			Native		Foreign		Unknown		Negro		Indian		Chinese		Japanese		Other colored	
	Male	Female	M.	F.	M.	F.	M.	F.	M.	F.	M.	F.	M.	F.	M.	F.	M.	F.
CITIES IN REGISTRATION STATES ¹																		
All ages.....	369,301	318,348	221,240	197,649	96,304	79,448	7,441	2,108	42,748	38,641	182	179	865	115	438	192	83	16
Under 1 year.....	40,996	30,925	35,223	26,238	37	34	54	46	5,558	4,509	23	26	36	31	63	34	2	7
1 to 4 years.....	14,722	12,943	12,370	10,859	111	97	41	29	2,113	1,883	19	23	24	19	44	33	—	—
5 to 9 years.....	7,273	5,872	6,362	5,052	171	150	24	15	670	622	6	5	10	8	30	20	—	—
10 to 14 years.....	5,171	4,031	4,410	3,340	132	105	18	13	571	554	6	8	7	6	7	5	—	—
15 to 19 years.....	7,789	7,432	5,921	5,215	447	442	52	29	1,329	1,722	13	17	11	4	10	1	6	2
20 to 24 years.....	10,310	10,880	6,603	7,105	1,117	1,002	92	55	2,425	2,697	17	8	34	4	8	8	14	1
25 to 29 years.....	11,698	11,708	6,618	7,073	1,836	1,605	199	70	2,965	2,923	6	12	33	5	22	18	19	2
30 to 34 years.....	13,373	12,432	7,176	7,427	2,877	2,243	292	79	2,939	2,653	6	6	56	7	14	17	13	—
35 to 39 years.....	17,924	14,430	9,023	8,040	4,803	3,154	516	102	3,480	3,093	4	12	61	6	27	21	10	2
40 to 44 years.....	21,092	15,382	10,059	8,340	6,684	3,890	664	112	3,571	3,013	14	8	64	6	33	12	3	1
45 to 49 years.....	24,310	17,184	11,831	9,159	7,777	4,760	776	136	3,795	3,109	12	10	57	1	53	9	9	—
50 to 54 years.....	27,722	20,035	13,976	10,244	8,807	5,935	942	153	3,814	2,988	9	5	70	5	41	4	3	1
55 to 59 years.....	29,215	21,750	15,654	12,255	9,912	7,120	752	156	2,769	2,294	10	7	73	4	44	4	1	—
60 to 64 years.....	31,593	24,950	16,518	13,441	11,847	9,263	869	187	2,229	2,050	9	4	97	3	23	2	1	—
65 to 69 years.....	32,299	27,444	18,213	15,987	11,610	9,720	778	209	1,594	1,519	6	6	91	1	7	2	—	—
70 to 74 years.....	28,318	26,351	16,640	15,907	9,877	9,117	576	210	1,131	1,111	11	3	73	2	10	1	—	—
75 to 79 years.....	22,149	23,408	12,456	13,737	8,537	8,090	377	202	732	773	5	5	39	1	2	—	—	—
80 to 84 years.....	13,858	16,852	7,460	9,628	5,069	6,540	212	160	495	517	2	6	20	1	—	—	—	—
85 to 89 years.....	6,771	9,715	3,495	5,551	2,899	3,774	90	81	273	303	2	4	6	—	—	—	—	—
90 to 94 years.....	1,942	3,462	976	1,875	828	1,397	25	28	109	161	1	1	3	—	—	—	—	—
95 to 99 years.....	447	788	200	377	181	315	5	6	60	87	—	—	—	—	—	—	—	—
100 years and over.....	102	235	15	61	41	81	3	2	43	91	—	—	—	—	—	—	—	—
Unknown.....	227	139	41	38	24	14	84	28	78	59	—	—	—	—	—	—	—	—
RURAL PART OF REGISTRATION STATES ²																		
All ages.....	369,590	304,748	254,628	214,493	49,875	34,555	7,575	2,953	54,879	50,630	1,936	1,923	295	35	312	151	90	8
Under 1 year.....	46,680	34,891	37,487	27,602	23	21	43	47	8,644	6,783	411	386	10	9	56	42	6	1
1 to 4 years.....	16,944	14,436	13,320	11,205	43	46	38	72	3,199	2,839	253	245	4	2	35	27	2	—
5 to 9 years.....	6,487	5,308	5,230	4,076	75	45	35	42	1,063	1,038	69	70	1	1	13	15	1	—
10 to 14 years.....	5,563	4,520	4,343	3,243	58	63	35	31	1,042	1,076	80	102	2	2	3	5	—	—
15 to 19 years.....	9,172	8,305	6,591	5,290	210	177	86	47	2,154	2,681	118	100	5	2	6	7	10	1
20 to 24 years.....	10,898	10,554	7,109	6,516	556	350	169	67	2,938	3,518	108	96	3	2	5	3	10	2
25 to 29 years.....	10,145	9,627	6,440	6,009	767	482	224	76	2,582	2,976	85	71	7	3	14	10	26	—
30 to 34 years.....	10,221	9,595	6,525	6,219	1,085	598	257	88	2,278	2,611	47	65	10	1	9	12	10	—
35 to 39 years.....	12,169	11,273	7,213	7,134	1,854	919	360	109	2,641	3,027	71	67	9	2	13	15	8	—
40 to 44 years.....	13,460	11,360	7,925	7,096	2,466	1,173	411	117	2,539	2,918	61	47	14	3	32	6	12	—
45 to 49 years.....	15,961	12,282	9,335	7,610	2,900	1,418	455	108	3,154	3,078	49	65	17	—	45	3	6	—
50 to 54 years.....	19,097	14,390	11,325	9,235	3,169	1,776	574	144	3,911	3,175	75	57	12	1	25	2	6	—
55 to 59 years.....	21,817	15,586	14,381	10,882	3,605	2,109	560	153	3,177	2,389	56	49	14	—	24	3	—	—
60 to 64 years.....	25,356	18,871	16,668	12,935	4,764	3,166	687	194	3,125	2,505	67	69	26	2	19	5	—	—
65 to 69 years.....	32,188	24,287	22,627	18,018	5,755	3,806	809	279	2,885	2,116	70	65	37	2	5	1	—	—
70 to 74 years.....	35,334	27,484	25,778	20,657	6,313	4,396	835	322	2,770	2,029	93	80	41	—	4	—	—	—
75 to 79 years.....	33,493	27,468	23,955	20,263	6,421	5,077	706	368	2,306	1,671	72	89	32	—	1	—	—	—
80 to 84 years.....	24,585	22,590	16,780	16,267	5,302	4,460	520	270	1,836	1,519	64	73	29	—	3	—	—	—
85 to 89 years.....	12,776	13,620	8,279	9,552	3,146	2,905	266	199	1,038	914	34	48	13	—	—	—	—	—
90 to 94 years.....	4,147	5,371	2,504	3,437	1,045	1,195	75	76	497	631	22	31	4	—	—	—	—	—
95 to 99 years.....	972	1,490	482	844	215	295	23	23	240	311	10	16	2	—	—	—	—	—
100 years and over.....	413	627	79	151	45	55	4	6	273	391	11	23	1	—	—	—	—	—
Unknown.....	1,262	813	252	252	58	23	353	115	587	414	10	9	2	—	—	—	—	—
REGISTRATION CITIES IN NON-REGISTRATION STATES ³																		
All ages.....	9,250	7,438	5,933	4,689	1,296	1,122	343	94	1,668	1,529	3	1	4	2	3	1	—	—
Under 1 year.....	1,325	1,041	1,118	892	11	6	2	2	194	141	—	—	—	—	—	—	—	—
1 to 4 years.....	630	557	542	496	13	11	5	—	68	49	—	—	—	—	2	1	—	—
5 to 9 years.....	168	137	137	114	10	8	—	—	21	15	—	—	—	—	—	—	—	—
10 to 14 years.....	115	94	89	69	12	8	—	—	12	17	—	—	—	—	—	—	—	—
15 to 19 years.....	245	283	155	155	35	53	6	1	49	74	—	—	—	—	—	—	—	—
20 to 24 years.....	418	385	229	210	68	72	7	5	114	98	—	—	—	—	—	—	—	—
25 to 29 years.....	444	440	243	226	65	79	14	5	122	130	—	—	—	—	—	—	—	—
30 to 34 years.....	453	380	239	193	60	60	20	6	134	121	—	—	—	—	—	—	—	—
35 to 39 years.....	512	446	266	217	82	72	16	3	147	154	—	—	—	—	—	—	—	—
40 to 44 years.....	539	385	295	189	74	59	27	3	143	134	—	—	—	—	—	—	—	—
45 to 49 years.....	569	453	301	222	75	66	22	6	171	157	—	—	—	—	—	—	—	—
50 to 54 years.....	634	441	367	211	93	83	37	5	137	142	—	—	—	—	—	—	—	—
55 to 59 years.....	610	389	362	224	119	80	34	13	95	72	—	—	—	—	—	—	—	—
60 to 64 years.....	562	344	323	202	117	82	40	5	79	55	—	—	—	—	—	—	—	—
65 to 69 years.....	621	390	380	247	147	79	39	11	53	53	—	—	—	—	—	—	—	—
70 to 74 years.....	514	403	341	272	113	81	23	7	36	42	—	—	—	—	—	—	—	—
75 to 79 years.....	442	333	294	224	92	80	23	9	33	20	—	—	—	—	—	—	—	—
80 to 84 years.....	239	269	153	177	54	66	11	6	21	20	—	—	—	—	—	—	—	—
85 to 89 years.....	133	158	70	95	40	45	8	5	15	13	—	—	—	—	—	—	—	—
90 to 94 years.....	40	72	19	44	9	19	3	1	9	8	—	—	—	—	—	—	—	—
95 to 99 years.....																		

MORTALITY STATISTICS

TABLE 4.—DEATHS (EXCLUSIVE OF STILLBIRTHS), BY AGE, SEX, COLOR, AND NATIVITY OF WHITE: 1928—Con.

[Native white includes native born of both parents native, of one or both foreign, and of both unknown or one unknown and one native]

AREA AND AGE	ALL DEATHS		WHITE						COLORED									
			Native		Foreign		Unknown		Negro		Indian		Chinese		Japanese		Other colored	
	Male	Female	M.	F.	M.	F.	M.	F.	M.	F.	M.	F.	M.	F.	M.	F.	M.	F.
ALL REGISTRATION CITIES ¹																		
All ages.....	378,551	325,786	227,173	202,338	97,600	80,570	7,784	2,202	44,416	40,170	185	180	869	117	441	193	83	16
Under 1 year.....	42,321	31,966	36,341	27,130	48	40	56	48	5,752	4,650	23	26	36	31	63	34	2	7
1 to 4 years.....	15,352	13,500	12,912	11,355	124	108	46	29	2,181	1,932	19	23	24	19	46	34	1	1
5 to 9 years.....	7,441	6,009	6,499	5,166	181	158	24	15	691	637	6	5	10	8	30	20	1	1
10 to 14 years.....	5,286	4,125	4,499	3,409	164	113	19	13	583	571	7	8	7	6	7	5	1	1
15 to 19 years.....	8,034	7,715	6,076	5,370	482	495	58	30	1,378	1,796	13	17	11	4	10	1	6	2
20 to 24 years.....	10,728	11,265	6,832	7,315	1,185	1,074	99	60	2,539	2,795	17	8	34	4	8	8	14	1
25 to 29 years.....	12,142	12,148	6,861	7,299	1,901	1,684	213	75	3,087	3,053	6	12	33	5	22	18	19	2
30 to 34 years.....	13,826	12,812	7,415	7,620	2,937	2,303	312	85	3,073	2,774	6	6	56	7	14	17	13	1
35 to 39 years.....	18,436	14,876	9,289	8,257	4,885	3,226	532	105	3,627	3,247	5	12	61	6	27	21	10	2
40 to 44 years.....	21,631	15,767	10,354	8,529	6,758	3,949	691	115	3,714	3,147	14	8	64	6	33	12	3	1
45 to 49 years.....	24,879	17,637	12,132	9,381	7,852	4,826	798	142	3,966	3,266	12	10	57	3	53	9	9	1
50 to 54 years.....	28,356	20,476	14,343	11,155	8,960	6,018	979	158	3,951	3,130	9	5	70	5	41	4	3	1
55 to 59 years.....	29,825	22,139	16,016	12,479	10,031	7,200	786	169	2,864	2,276	10	7	73	4	44	4	1	1
60 to 64 years.....	32,155	25,294	16,841	13,643	11,964	9,345	909	192	2,308	2,105	10	4	98	3	24	2	1	1
65 to 69 years.....	32,920	27,834	18,593	16,234	11,757	9,799	817	220	1,647	1,572	6	6	93	1	7	2	1	1
70 to 74 years.....	28,832	26,754	16,981	16,179	9,990	9,198	599	217	1,167	1,153	11	4	74	2	10	1	1	1
75 to 79 years.....	22,591	23,741	12,750	13,961	8,629	8,770	400	211	765	793	5	5	39	1	2	1	1	1
80 to 84 years.....	14,097	17,121	7,613	9,805	5,723	6,606	223	166	516	537	2	6	20	1	1	1	1	1
85 to 89 years.....	6,904	9,873	3,565	5,646	2,939	3,819	98	86	293	316	2	4	6	1	1	1	1	1
90 to 94 years.....	1,982	3,534	995	1,919	837	1,416	28	29	118	169	1	1	3	1	1	1	1	1
95 to 99 years.....	459	811	204	386	188	323	5	6	83	93	1	3	1	1	1	1	1	1
100 years and over.....	112	246	17	62	41	86	3	2	51	96	1	1	1	1	1	1	1	1
Unknown.....	242	143	45	38	24	14	89	29	84	62	1	1	1	1	1	1	1	1
REGISTRATION STATES																		
ALABAMA																		
All ages.....	16,771	15,076	8,562	7,429	234	119	162	118	7,809	7,408	3	2	1	1	1	1	1	1
Under 1 year.....	2,732	2,033	1,536	1,109	1	1	3	1	1,193	923	1	1	1	1	1	1	1	1
1 to 4 years.....	1,086	884	683	539	1	1	3	5	398	340	1	1	1	1	1	1	1	1
5 to 9 years.....	325	308	192	176	1	1	1	1	133	131	1	1	1	1	1	1	1	1
10 to 14 years.....	277	257	151	117	1	1	2	2	126	138	1	1	1	1	1	1	1	1
15 to 19 years.....	573	565	251	221	1	1	4	2	317	342	1	1	1	1	1	1	1	1
20 to 24 years.....	772	825	282	260	2	2	5	5	483	565	1	1	1	1	1	1	1	1
25 to 29 years.....	655	769	213	278	2	2	4	3	436	485	1	1	1	1	1	1	1	1
30 to 34 years.....	650	656	226	255	1	1	8	4	415	396	1	1	1	1	1	1	1	1
35 to 39 years.....	729	817	280	309	4	4	5	4	440	500	1	1	1	1	1	1	1	1
40 to 44 years.....	654	765	264	301	5	3	3	5	381	456	1	1	1	1	1	1	1	1
45 to 49 years.....	945	826	392	290	13	5	6	4	533	527	1	1	1	1	1	1	1	1
50 to 54 years.....	1,015	803	441	280	15	9	9	5	550	509	1	1	1	1	1	1	1	1
55 to 59 years.....	881	683	438	311	24	8	4	4	415	360	1	1	1	1	1	1	1	1
60 to 64 years.....	916	734	456	346	35	9	12	8	412	371	1	1	1	1	1	1	1	1
65 to 69 years.....	1,081	874	674	548	37	13	23	12	347	301	1	1	1	1	1	1	1	1
70 to 74 years.....	1,165	899	747	594	30	22	15	9	373	274	1	1	1	1	1	1	1	1
75 to 79 years.....	976	877	628	617	23	16	19	17	306	227	1	1	1	1	1	1	1	1
80 to 84 years.....	687	750	428	503	20	16	16	8	223	223	1	1	1	1	1	1	1	1
85 to 89 years.....	352	373	187	244	17	8	8	4	140	116	1	1	1	1	1	1	1	1
90 to 94 years.....	134	187	60	89	4	2	1	6	69	90	1	1	1	1	1	1	1	1
95 to 99 years.....	54	72	21	21	1	1	1	2	32	48	1	1	1	1	1	1	1	1
100 years and over.....	45	68	1	7	1	1	1	1	44	61	1	1	1	1	1	1	1	1
Unknown.....	67	51	11	14	1	1	13	12	43	25	1	1	1	1	1	1	1	1
ARIZONA																		
All ages.....	3,952	2,492	2,410	1,569	750	444	335	64	95	73	338	334	18	6	4	1	2	1
Under 1 year.....	709	557	592	446	8	5	6	5	9	13	91	84	1	3	1	1	1	1
1 to 4 years.....	323	278	244	199	9	7	1	4	2	3	67	64	1	1	1	1	1	1
5 to 9 years.....	69	75	50	41	4	7	1	1	1	5	11	20	2	1	1	1	1	1
10 to 14 years.....	71	67	42	27	5	7	1	1	2	3	22	29	1	1	1	1	1	1
15 to 19 years.....	116	94	68	58	22	15	1	1	2	23	20	20	1	1	1	1	1	1
20 to 24 years.....	173	144	90	88	50	35	6	2	5	5	21	14	1	1	1	1	1	1
25 to 29 years.....	212	148	130	96	45	33	18	8	9	3	9	8	1	1	1	1	1	1
30 to 34 years.....	250	154	155	98	51	30	23	7	7	7	12	12	2	1	1	1	1	1
35 to 39 years.....	221	124	131	62	53	39	23	3	7	6	5	13	1	1	1	1	1	1
40 to 44 years.....	255	78	130	43	67	22	40	2	9	5	7	5	1	1	1	1	1	1
45 to 49 years.....	243	103	117	56	82	27	30	4	7	4	7	12	1	1	1	1	1	1
50 to 54 years.....	224	103	115	67	58	26	33	2	8	2	9	6	1	1	1	1	1	1
55 to 59 years.....	179	83	91	41	54	32	24	4	5	3	5	3	1	1	1	1	1	1
60 to 64 years.....	193	81	100	42	48	25	27	3	9	3	6	8	3	1	1	1	1	1
65 to 69 years.....	213	87	118	55	55	23	23	3	3	3	12	3	2	1	1	1	1	1
70 to 74 years.....	170	94	83	53	50	26	24	4	4	2	7	9	2	1	1	1	1	1
75 to 79 years.....	137	86	83	43	33	31	11	3	2	2	6	7	2	1	1	1	1	1
80 to 84 years.....	86	68	32	36	29	19	17	3	1	1	7	9	1	1	1	1	1	1
85 to 89 years.....	41	35	26	12	7	19	4	2	1	1	3	2	1	1	1	1	1	1
90 to 94 years.....	12	16	5	5	4	8	1	1	1	1	3	1	1	1	1	1	1	1
95 to 99 years.....	3	5	1	1	3	3	1	1	1	1	1	2	1	1	1	1	1	1
100 years and over.....	5	7	1	1	4	5	1	1	1	1	1	1	1	1	1	1	1	1
Unknown.....	47	5	8	1	9	24	1	1	1	1	5	2	1	1	1	1	1	1

¹ Including District of Columbia.

49

[Native white includes native born of both parents native, of one or both foreign, and of both unknown or one unknown and one native]

AREA AND AGE	ALL DEATHS		WHITE						COLORED									
			Native		Foreign		Unknown		Negro		Indian		Chinese		Japanese		Other colored	
	Male	Female	M.	F.	M.	F.	M.	F.	M.	F.	M.	F.	M.	F.	M.	F.	M.	F.
ARKANSAS																		
All ages.....	10,817	9,181	6,606	5,426	211	103	501	292	3,499	3,359	1							
Under 1 year.....	1,442	1,114	1,019	798			5	2	418	314								
1 to 4 years.....	766	662	539	453			11	11	216	198								
5 to 9 years.....	261	260	195	180			2	8	64	72								
10 to 14 years.....	231	192	150	119			3	8	78	65								
15 to 19 years.....	392	402	222	212			12	5	158	185								
20 to 24 years.....	395	517	225	230			11	9	159	278								
25 to 29 years.....	350	475	171	226	2	1	15	12	162	236								
30 to 34 years.....	339	413	177	186	2		12	12	148	215								
35 to 39 years.....	410	502	198	234	7	2	19	9	186	256	1							
40 to 44 years.....	428	432	259	212	4	1	23	6	142	213								
45 to 49 years.....	561	475	275	213	5	4	29	15	252	243								
50 to 54 years.....	680	446	299	202	12	7	34	17	335	220								
55 to 59 years.....	617	430	355	264	17	9	41	14	204	143								
60 to 64 years.....	651	432	376	251	23	6	41	21	211	154								
65 to 69 years.....	819	502	531	343	23	14	58	21	207	124								
70 to 74 years.....	802	542	543	397	40	16	63	30	156	99								
75 to 79 years.....	693	525	496	377	23	17	44	40	130	91								
80 to 84 years.....	469	377	324	273	35	16	28	19	82	69								
85 to 89 years.....	224	218	161	156	11	6	7	9	45	47								
90 to 94 years.....	74	79	43	44	2	2	3	4	26	29								
95 to 99 years.....	30	34	12	21	2		4		12	13								
100 years and over.....	19	21	3	4	1		1		14	17								
Unknown.....	164	131	33	31	2	2	35	20	94	78								
CALIFORNIA																		
All ages.....	38,663	27,443	24,440	19,000	10,901	7,169	1,228	232	672	538	175	143	602	94	533	253	112	14
Under 1 year.....	2,950	2,249	2,753	2,102	12	13	1	3	50	30	17	23	25	19	85	54	7	5
1 to 4 years.....	1,069	970	932	853	16	24	5	8	20	19	15	12	21	11	59	43	1	
5 to 9 years.....	540	439	464	366	28	27	6	8	7	3	2	4	5	6	28	25		
10 to 14 years.....	364	316	302	260	33	26	4	1	4	6	9	9	5	6	7	8		
15 to 19 years.....	754	562	584	417	107	112	4		17	12	17	9	7	5	13	5	5	2
20 to 24 years.....	1,094	832	742	606	238	175	28	6	25	25	21	5	20	4	8	9	12	
25 to 29 years.....	1,313	927	809	618	342	230	39	8	45	40	9	6	15	3	26	20	28	2
30 to 34 years.....	1,270	951	757	646	366	218	50	7	43	45		8	24	6	16	20	14	1
35 to 39 years.....	1,745	1,164	958	771	595	291	58	17	60	46	7	3	27	5	23	30	12	
40 to 44 years.....	2,071	1,241	1,131	814	687	340	94	16	59	51	7	3	31	6	50	11	12	
45 to 49 years.....	2,382	1,422	1,293	937	797	399	107	12	74	56	5	6	31	1	65	11	10	
50 to 54 years.....	2,679	1,654	1,587	1,108	793	465	124	23	58	45	7	2	36	5	40	6	8	
55 to 59 years.....	2,954	1,776	1,770	1,198	923	519	150	17	46	31	7	1	31	3	52	6	1	
60 to 64 years.....	3,434	2,127	2,026	1,820	1,093	728	166	21	45	44	10	9	64	4	29	1	1	
65 to 69 years.....	3,745	2,427	2,230	1,638	1,252	737	140	18	33	25	9	6	73	1	8	2		
70 to 74 years.....	3,514	2,462	2,175	1,649	1,105	762	106	20	34	19	7	9	74	2	13	1		
75 to 79 years.....	3,039	2,432	1,760	1,521	1,131	863	58	18	24	23	6	6	56	1	3		1	
80 to 84 years.....	2,124	1,828	1,245	1,147	787	654	32	14	12	7	8	4	37	2	3			
85 to 89 years.....	1,141	1,125	660	707	434	396	24	9	8	5	3	6	12	1		1		
90 to 94 years.....	352	404	205	256	129	139	7	2	2	2	3	4	6	1				
95 to 99 years.....	84	95	51	53	27	36	1		4	2	3	1	1					
100 years and over.....	18	35	5	12	6	15			2	2	5	5	1	1				
Unknown.....	27	5	1	1			24	4			1		1					
COLORADO																		
All ages.....	8,048	6,029	5,999	4,770	1,507	1,008	322	110	189	130	5	2	7		16	9	3	
Under 1 year.....	985	727	972	712			2	2	9	10			1		1	3		
1 to 4 years.....	346	317	334	305	3	3	1	2	6	3		1			2	3		
5 to 9 years.....	165	134	155	130	5	2		1	3						2	1		
10 to 14 years.....	149	101	142	96	1	3	2		4	1						1		
15 to 19 years.....	185	174	170	161	8	9	3	1	3	3					1			
20 to 24 years.....	221	232	190	207	17	12	4	6	7	7	3							
25 to 29 years.....	306	236	237	192	49	26	8	4	11	14						1		
30 to 34 years.....	355	261	267	232	60	18	11	3	16	8						1		
35 to 39 years.....	394	247	286	204	64	31	19	3	24	9			1					
40 to 44 years.....	391	267	271	199	80	52	26	3	13	12						1	1	
45 to 49 years.....	393	266	252	203	99	48	21	3	18	11	1							
50 to 54 years.....	450	332	295	243	102	72	31	6	15	11	2							
55 to 59 years.....	475	341	327	251	105	73	24	10	17	7								
60 to 64 years.....	550	413	375	274	139	120	24	10	10	9								
65 to 69 years.....	700	479	453	354	197	117	34	6	13	2			2					
70 to 74 years.....	756	436	485	299	221	125	41	7	9	5			3					
75 to 79 years.....	580	449	380	306	169	125	25	15	6	3								
80 to 84 years.....	373	329	242	215	103	93	26	15	2	6								
85 to 89 years.....	189	199	114	132	62	59	13	2	6	6								
90 to 94 years.....	62	67	42	45	16	15	1	5	3	2								
95 to 99 years.....	12	15	6	8	5	5	1	2										
100 years and over.....	2	2		1	1					1								
Unknown.....	9	5	3	2	1		5	3										

DEATHS, BY AGE, SEX, COLOR, AND NATIVITY

51

TABLE 4.—DEATHS (EXCLUSIVE OF STILLBIRTHS), BY AGE, SEX, COLOR, AND NATIVITY OF WHITE: 1928—Con.

[Native white includes native born of both parents native, of one or both foreign, and of both unknown or one unknown and one native]

AREA AND AGE	ALL DEATHS		WHITE						COLORED									
			Native		Foreign		Unknown		Negro		Indian		Chinese		Japanese		Other colored	
	Male	Female	M.	F.	M.	F.	M.	F.	M.	F.	M.	F.	M.	F.	M.	F.	M.	F.
FLORIDA¹																		
All ages.....	11,034	7,909	5,594	4,071	730	409	366	212	4,344	3,215		2						
Under 1 year.....	1,180	818	667	448			7	6	506	364								
1 to 4 years.....	422	403	243	248	3	2	9	8	167	144		1						
5 to 9 years.....	213	158	130	78	1	1	7	7	75	72								
10 to 14 years.....	153	131	79	60	2		2	5	70	66								
15 to 19 years.....	272	294	137	128	1		4	5	130	161								
20 to 24 years.....	430	460	165	177	7	5	7	10	251	268								
25 to 29 years.....	492	465	152	168	15	9	9	4	316	284								
30 to 34 years.....	483	483	180	172	15	4	11	10	277	247								
35 to 39 years.....	620	450	255	185	30	17	14	6	321	241		1						
40 to 44 years.....	619	480	230	171	40	18	18	16	331	275								
45 to 49 years.....	692	475	282	174	39	25	21	8	350	268								
50 to 54 years.....	847	461	356	203	52	28	21	14	418	216								
55 to 59 years.....	733	377	403	210	66	33	17	11	247	123								
60 to 64 years.....	777	406	415	232	89	47	45	12	228	115								
65 to 69 years.....	789	448	517	308	88	42	34	15	150	83								
70 to 74 years.....	752	465	480	344	97	44	32	16	143	61								
75 to 79 years.....	676	418	460	293	86	46	29	21	101	58								
80 to 84 years.....	374	342	237	233	46	43	27	17	64	49								
85 to 89 years.....	236	245	146	167	44	33	3	7	43	38								
90 to 94 years.....	65	67	33	42	4	9	3	2	25	14								
95 to 99 years.....	23	23	8	14	2	1			13	8								
100 years and over.....	15	18	1			2		1	14	15								
Unknown.....	171	72	18	16	3		46	11	104	45								
GEORGIA																		
All ages.....	18,813	17,198	9,497	8,353	188	105	283	184	8,841	8,556	1		3					
Under 1 year.....	2,732	2,090	1,483	1,056			1	2	1,248	1,032								
1 to 4 years.....	1,060	928	625	553			1	3	434	372								
5 to 9 years.....	412	325	237	174			2		173	151								
10 to 14 years.....	342	281	177	107				1	165	173								
15 to 19 years.....	624	724	270	239			4	2	350	483								
20 to 24 years.....	791	956	279	308	4	3	6	5	502	640								
25 to 29 years.....	721	876	256	307	4	3	11	7	450	559								
30 to 34 years.....	701	828	286	296	5	1	12	10	397	521			1					
35 to 39 years.....	837	945	314	349	6	4	17	13	500	579								
40 to 44 years.....	928	977	367	348	10	3	19	10	532	616								
45 to 49 years.....	1,028	923	442	322	16	2	18	7	552	592								
50 to 54 years.....	1,402	1,085	542	388	12	8	25	6	822	683	1							
55 to 59 years.....	1,125	822	567	396	18	6	19	8	520	412			1					
60 to 64 years.....	1,108	850	550	456	22	4	25	12	511	378								
65 to 69 years.....	1,266	998	791	628	28	17	32	24	415	329								
70 to 74 years.....	1,255	1,030	837	734	19	14	35	19	364	263								
75 to 79 years.....	1,094	970	729	701	19	15	27	20	319	234								
80 to 84 years.....	791	803	476	561	17	11	14	16	284	215								
85 to 89 years.....	336	430	207	298	5	6	5	11	118	115			1					
90 to 94 years.....	129	190	36	90	2	5	3	2	88	93								
95 to 99 years.....	39	67	13	26		3		2	26	36								
100 years and over.....	39	62	4	7			3		32	55								
Unknown.....	53	38	9	9	1		4	4	39	25								
IDAH0																		
All ages.....	2,548	1,629	1,884	1,306	440	237	144	14	7	6	53	63	12		7	3	1	
Under 1 year.....	318	218	301	207					2		11	10	1		3	1		
1 to 4 years.....	123	107	114	96	1						7	10			1	1		
5 to 9 years.....	54	34	51	31	1	1					2	2						
10 to 14 years.....	75	44	69	40	1	1					4	3			1			
15 to 19 years.....	91	56	85	53	3	2	1				2	1						
20 to 24 years.....	55	70	50	66	2		1				2	3						
25 to 29 years.....	54	57	46	50	5	3	1	1	1	1	1	2						
30 to 34 years.....	65	42	52	36	8	3	2	2			3	1						
35 to 39 years.....	100	77	76	67	18	8	5	1			1	1						
40 to 44 years.....	106	63	72	51	20	9	10	1			3	2						
45 to 49 years.....	118	78	68	61	34	12	12	3		1		1	2		2			
50 to 54 years.....	155	65	104	48	35	14	12	1	1		3	2						
55 to 59 years.....	158	83	107	57	30	23	15	1	1		4	2						
60 to 64 years.....	194	98	144	79	28	15	17				3	4						
65 to 69 years.....	206	118	143	84	47	29	13	1			2	3						
70 to 74 years.....	239	135	151	101	64	30	20	1	1	3			1			1		
75 to 79 years.....	199	120	121	86	58	31	17				3	3						
80 to 84 years.....	140	91	78	58	48	28	10		1		5	2					1	
85 to 89 years.....	72	45	37	20	30	21	4	1			3	1						
90 to 94 years.....	17	23	12	14	5	6					3							
95 to 99 years.....	3	4	1	1	1	1	1	1			1							
100 years and over.....	3	1	2		1						1							
Unknown.....	3						3											

¹ The total deaths do not include 1,524 deaths estimated to have occurred as a result of the storm in September, 1923; see p. 18.

[Native white includes native born of both parents native, of one or both foreign, and of both unknown or one unknown and one native]

[illegible]

DEATHS, BY AGE, SEX, COLOR, AND NATIVITY

53

TABLE 4.—DEATHS (EXCLUSIVE OF STILLBIRTHS), BY AGE, SEX, COLOR, AND NATIVITY OF WHITE: 1928—Con.

[Native white includes native born of both parents native, of one or both foreign, and of both unknown or one unknown and one native]

AREA AND AGE	ALL DEATHS		WHITE						COLORED									
			Native		Foreign		Unknown		Negro		Indian		Chinese		Japanese		Other colored	
	Male	Female	M.	F.	M.	F.	M.	F.	M.	F.	M.	F.	M.	F.	M.	F.	M.	F.
KANSAS																		
All ages.....	11,452	9,494	8,918	7,649	1,559	1,124	270	91	686	615	19	15						
Under 1 year.....	1,149	847	1,072	790	1		2	1	72	52	2	4						
1 to 4 years.....	403	378	383	360					17	18	3							
5 to 9 years.....	167	176	162	167	2				3	9								
10 to 14 years.....	160	113	148	106	2	2			10	5								
15 to 19 years.....	256	188	223	161	6	6	3	1	18	19	1	1						
20 to 24 years.....	228	262	183	227	11	9	5	3	28	22	1	1						
25 to 29 years.....	243	257	199	217	15	11	6	2	21	25	2	2						
30 to 34 years.....	225	290	185	238	13	9	7	2	20	41								
35 to 39 years.....	345	361	262	292	24	22	12	3	44	44	3							
40 to 44 years.....	338	334	258	281	26	10	5	3	49	38		2						
45 to 49 years.....	439	360	337	292	30	31	15	2	56	35	1							
50 to 54 years.....	535	461	411	357	52	51	19	3	52	50	1							
55 to 59 years.....	665	515	510	402	73	54	27	3	53	56	2							
60 to 64 years.....	822	613	609	475	129	93	27	10	55	35	2							
65 to 69 years.....	1,128	744	857	589	186	105	35	10	50	39		1						
70 to 74 years.....	1,175	907	890	722	215	148	38	8	32	28		1						
75 to 79 years.....	1,242	1,057	932	781	241	222	33	19	36	33		2						
80 to 84 years.....	1,078	820	740	626	282	160	18	11	37	23	1							
85 to 89 years.....	604	536	399	381	180	127	10	7	15	21		1						
90 to 94 years.....	190	213	124	151	56	47	4	2	6	12								
95 to 99 years.....	45	50	23	29	14	14		1	8	6								
100 years and over.....	9	12	4	5	1	3			3	4								
Unknown.....	6		2				3		1									
KENTUCKY																		
All ages.....	16,359	14,031	13,207	11,292	423	404	212	115	2,514	2,219	1	1	2					
Under 1 year.....	2,324	1,813	2,098	1,604			1	1	224	208			1					
1 to 4 years.....	1,012	813	920	737		2	2	2	90	72								
5 to 9 years.....	304	255	269	224					35	30								
10 to 14 years.....	259	182	219	148			2	1	38	32		1						
15 to 19 years.....	405	434	326	333			5	2	74	99								
20 to 24 years.....	594	542	455	419	2		7	5	129	118			1					
25 to 29 years.....	497	510	379	399	1		6	2	111	109								
30 to 34 years.....	516	479	379	372	4		5	3	128	104								
35 to 39 years.....	614	566	444	432	7	4	10	4	152	126	1							
40 to 44 years.....	611	583	445	430	11	8	8	6	147	139								
45 to 49 years.....	698	601	507	407	13	11	8	7	170	176								
50 to 54 years.....	836	702	580	502	19	17	13	7	224	176								
55 to 59 years.....	966	742	725	577	22	17	16	9	203	139								
60 to 64 years.....	1,059	938	847	697	43	41	20	8	149	192								
65 to 69 years.....	1,307	1,027	1,068	850	48	49	21	11	170	117								
70 to 74 years.....	1,441	1,153	1,192	963	58	51	25	8	166	131								
75 to 79 years.....	1,260	1,103	928	81	71	24	15		112	89								
80 to 84 years.....	937	878	771	724	57	74	20	13	89	67								
85 to 89 years.....	479	482	381	386	38	41	8	6	52	49								
90 to 94 years.....	167	150	115	113	15	15	2		25	21								
95 to 99 years.....	36	38	26	28	3	3			7	6								
100 years and over.....	15	24	5	8	1				9	15								
Unknown.....	32	16	13	11			9	1	10	4								
LOUISIANA																		
All ages.....	13,375	11,612	6,164	5,192	644	434	291	118	6,259	5,860	11	7	6	1				
Under 1 year.....	1,869	1,420	928	708		1	5	3	932	706	4	2						
1 to 4 years.....	713	627	395	330		1	16	6	301	289	1	1						
5 to 9 years.....	269	222	150	109		1	1	1	118	111								
10 to 14 years.....	246	206	119	88					126	118	1							
15 to 19 years.....	447	471	195	146	4		1	6	247	319								
20 to 24 years.....	635	660	241	207	11	2	8	6	375	445								
25 to 29 years.....	517	591	182	202	11	6	8	1	316	381				1				
30 to 34 years.....	515	548	223	201	14	11	9	1	268	334	1	1						
35 to 39 years.....	661	649	240	221	22	12	16	5	383	411								
40 to 44 years.....	644	594	263	205	19	9	10	6	352	374								
45 to 49 years.....	806	638	314	243	30	24	19	1	440	369	3	1						
50 to 54 years.....	929	649	395	257	45	16	13	6	476	369		1						
55 to 59 years.....	936	606	473	272	56	29	30	7	375	298			2					
60 to 64 years.....	879	604	415	306	73	43	34	6	357	248		1						
65 to 69 years.....	846	676	459	411	76	37	23	10	284	218	1		3					
70 to 74 years.....	790	689	435	412	86	48	26	12	242	217			1					
75 to 79 years.....	699	654	365	401	85	61	30	11	219	181								
80 to 84 years.....	467	477	215	238	60	66	15	12	177	161								
85 to 89 years.....	264	285	103	131	32	35	9	12	120	107								
90 to 94 years.....	95	166	36	66	12	25	4	3	43	72								
95 to 99 years.....	44	55	6	19	3	4			35	32								
100 years and over.....	35	60	1	3	4	1			30	56								
Unknown.....	69	65	11	16	1	2	14	3	43	44								

MORTALITY STATISTICS

TABLE 4.—DEATHS (EXCLUSIVE OF STILLBIRTHS), BY AGE, SEX, COLOR, AND NATIVITY OF WHITE: 1928—Con.

[Native white includes native born of both parents native, of one or both foreign, and of both unknown or one unknown and one native]

AREA AND AGE	ALL DEATHS		WHITE						COLORED									
			Native		Foreign		Unknown		Negro		Indian		Chinese		Japanese		Other colored	
	Male	Female	M.	F.	M.	F.	M.	F.	M.	F.	M.	F.	M.	F.	M.	F.	M.	F.
MAINE																		
All ages.....	5, 746	5, 259	4, 741	4, 339	925	898	57	11	14	7	8	4	1					
Under 1 year.....	670	524	666	521	2	1			1	1	1	1						
1 to 4 years.....	175	136	171	134	1	2					3							
5 to 9 years.....	66	67	62	64	4	3												
10 to 14 years.....	74	58	70	55	4	3												
15 to 19 years.....	95	84	87	75	3	7	2		2	2	1							
20 to 24 years.....	92	118	77	106	15	12												
25 to 29 years.....	75	103	65	90	8	12	2			1								
30 to 34 years.....	86	123	66	96	19	27	1											
35 to 39 years.....	119	148	87	124	28	24	4											
40 to 44 years.....	159	174	112	123	46	50	1	1										
45 to 49 years.....	216	160	156	124	54	35	5			1	1							
50 to 54 years.....	278	262	201	192	72	68	4	1	1				1					
55 to 59 years.....	353	290	267	220	83	70	3											
60 to 64 years.....	433	382	322	283	104	97	5	2										
65 to 69 years.....	602	474	478	357	116	115	6	1	2	2			1					
70 to 74 years.....	701	589	582	460	103	127	9	5	4	1	2	1	1					
75 to 79 years.....	704	563	581	456	117	106	5	2	1									
80 to 84 years.....	462	495	373	425	81	68	8											
85 to 89 years.....	257	342	211	291	44	48	2	3										
90 to 94 years.....	101	122	87	106	14	16		1										
95 to 99 years.....	23	37	18	33	5	3												
100 years and over.....	5		2		2	4			1									
Unknown.....		1		1														
MARYLAND																		
All ages.....	11, 493	10, 221	7, 392	6, 719	1, 222	928	112	44	2, 749	2, 530	2		14				2	
Under 1 year.....	1, 446	1, 086	983	700			1	3	461	383			1					
1 to 4 years.....	463	447	333	297		1	1	1	129	148								
5 to 9 years.....	209	151	155	112	3	2	1	1	50	36								
10 to 14 years.....	151	117	112	81	2		1		36	36								
15 to 19 years.....	232	247	150	135	6	1	2		74	111								
20 to 24 years.....	316	352	192	182	8	5		1	116	164								
25 to 29 years.....	375	339	198	188	20	8	3	2	151	141			1				2	
30 to 34 years.....	368	353	188	217	28	12	5		147	124								
35 to 39 years.....	506	401	255	232	58	22	2	2	191	145								
40 to 44 years.....	594	464	325	237	72	47	6	1	190	179			1					
45 to 49 years.....	692	489	394	248	70	50	15	2	211	189	2							
50 to 54 years.....	791	600	454	354	111	61	6		218	185			2					
55 to 59 years.....	888	659	554	410	142	92	14	1	174	156			4					
60 to 64 years.....	927	747	594	500	153	103	14	4	166	140								
65 to 69 years.....	977	902	676	661	152	116	16	3	131	122			2					
70 to 74 years.....	986	880	731	671	124	107	11	6	119	96			1					
75 to 79 years.....	721	823	530	645	124	111	5	5	61	62			1					
80 to 84 years.....	494	634	357	489	76	100	3	6	57	39			1					
85 to 89 years.....	263	328	168	235	56	58	1	4	38	31								
90 to 94 years.....	53	138	34	94	11	25	1		7	19								
95 to 99 years.....	16	34	8	21	4	5			4	8								
100 years and over.....	5	8	1	4	1	1			3	3								
Unknown.....	20	22		6	1	1	4	2	15	13								
MASSACHUSETTS																		
All ages.....	25, 873	25, 161	16, 097	15, 568	9, 121	9, 025	138	98	465	462	2	3	49	5			1	
Under 1 year.....	2, 865	2, 219	2, 805	2, 165		3		3	59	44			1	4				
1 to 4 years.....	972	894	940	858	10	12		2	22	22								
5 to 9 years.....	490	350	461	324	21	18	1	1	5	7			2					
10 to 14 years.....	342	266	319	245	13	16	1		9	5								
15 to 19 years.....	430	411	380	360	41	43			7	8			2					
20 to 24 years.....	457	542	344	411	84	102			26	28			1					
25 to 29 years.....	539	630	379	440	130	169	5	3	22	18			3					
30 to 34 years.....	715	670	438	434	229	217	5	1	35	17			8					
35 to 39 years.....	883	791	485	437	356	329	7	2	32	23			3	1				
40 to 44 years.....	1, 114	857	506	457	557	376	6		38	24	1		6					
45 to 49 years.....	1, 377	1, 102	687	569	642	490	15	7	30	36			3					
50 to 54 years.....	1, 745	1, 429	833	671	862	707	13	4	32	47			5					
55 to 59 years.....	2, 099	1, 732	1, 005	867	1, 015	831	20	9	50	25			9					
60 to 64 years.....	2, 430	2, 164	1, 150	1, 006	1, 226	1, 110	20	10	31	38			2					
65 to 69 years.....	2, 631	2, 546	1, 377	1, 320	1, 211	1, 180	15	13	27	33			1					
70 to 74 years.....	2, 474	2, 565	1, 479	1, 436	970	1, 085	15	12	9	31			1	1				
75 to 79 years.....	2, 064	2, 400	1, 201	1, 383	841	984	8	5	14	28								
80 to 84 years.....	1, 307	1, 897	756	1, 128	539	741	4	15	8	13								
85 to 89 years.....	654	1, 149	391	705	258	428	1	7	3	9								
90 to 94 years.....	233	432	133	274	96	149		4	4	5								
95 to 99 years.....	41	100	23	69	16	29			2	1			1					
100 years and over.....	8	14	4	9	4	5												
Unknown.....	3	1	1			1	2											

DEATHS, BY AGE, SEX, COLOR, AND NATIVITY

55

TABLE 4.—DEATHS (EXCLUSIVE OF STILLBIRTHS), BY AGE, SEX, COLOR, AND NATIVITY OF WHITE: 1928—Con.

[Native white includes native born of both parents native, of one or both foreign, and of both unknown or one unknown and one native]

AREA AND AGE	ALL DEATHS		WHITE						COLORED									
			Native		Foreign		Unknown		Negro		Indian		Chinese		Japanese		Other colored	
	Male	Female	M.	F.	M.	F.	M.	F.	M.	F.	M.	F.	M.	F.	M.	F.	M.	F.
MICHIGAN																		
All ages.....	30,364	24,430	18,955	16,159	8,723	6,619	929	312	1,655	1,242	88	94	11	4	1	—	2	—
Under 1 year.....	3,878	2,914	3,633	2,725	1	8	14	8	208	159	21	12	1	2	—	—	—	—
1 to 4 years.....	1,228	1,082	1,098	967	13	12	11	7	97	89	8	6	1	1	—	—	—	—
5 to 9 years.....	664	470	592	407	28	20	6	5	37	84	3	3	—	—	—	—	—	—
10 to 14 years.....	426	299	392	253	12	8	6	6	16	24	—	8	—	—	—	—	—	—
15 to 19 years.....	647	573	543	451	41	36	15	10	46	65	2	11	—	—	—	—	—	—
20 to 24 years.....	905	789	623	551	138	110	22	16	116	108	1	4	—	—	—	—	—	—
25 to 29 years.....	938	858	524	567	171	147	33	7	204	134	5	3	—	—	—	—	—	—
30 to 34 years.....	1,070	878	581	571	283	180	52	19	151	106	1	2	—	—	—	—	—	—
35 to 39 years.....	1,408	995	687	607	455	258	69	18	186	107	8	5	—	—	—	—	—	—
40 to 44 years.....	1,515	969	735	619	546	266	85	10	144	72	5	2	—	—	—	—	—	—
45 to 49 years.....	1,566	1,097	731	655	619	341	81	18	132	80	4	3	—	—	—	—	—	—
50 to 54 years.....	1,676	1,256	886	745	607	410	78	24	100	74	3	3	—	—	—	—	—	—
55 to 59 years.....	1,798	1,312	1,022	823	658	423	59	24	57	41	1	5	—	—	—	—	—	—
60 to 64 years.....	2,153	1,584	1,131	906	882	621	83	12	54	37	3	4	—	—	—	—	—	—
65 to 69 years.....	2,425	2,069	1,390	1,209	905	782	84	39	35	38	7	1	—	—	—	—	—	—
70 to 74 years.....	2,701	2,094	1,545	1,212	1,047	823	75	30	28	24	5	5	—	—	—	—	—	—
75 to 79 years.....	2,480	2,148	1,373	1,239	1,027	853	65	21	10	29	4	6	—	—	—	—	—	—
80 to 84 years.....	1,651	1,047	859	945	737	676	39	10	9	2	4	4	—	—	—	—	—	—
85 to 89 years.....	1,858	1,931	435	478	387	437	23	10	14	7	2	4	—	—	—	—	—	—
90 to 94 years.....	283	342	142	182	130	150	7	3	3	6	1	1	—	—	—	—	—	—
95 to 99 years.....	47	87	22	39	20	43	3	2	1	3	1	1	—	—	—	—	—	—
100 years and over.....	6	15	1	2	3	8	—	—	1	3	1	2	—	—	—	—	—	—
Unknown.....	41	21	5	6	11	7	19	7	6	1	—	—	—	—	—	—	—	—
MINNESOTA																		
All ages.....	14,623	11,354	8,249	6,675	5,919	4,438	216	37	117	82	115	119	6	3	1	—	—	—
Under 1 year.....	1,488	1,168	1,452	1,137	1	1	1	—	6	3	26	26	1	1	1	—	—	—
1 to 4 years.....	436	342	417	309	—	3	—	—	4	3	14	24	1	2	—	—	—	—
5 to 9 years.....	247	179	241	174	2	2	—	—	—	—	4	3	—	—	—	—	—	—
10 to 14 years.....	213	182	204	173	3	3	—	—	—	—	6	6	—	—	—	—	—	—
15 to 19 years.....	282	242	260	229	12	9	—	—	1	2	9	2	—	—	—	—	—	—
20 to 24 years.....	341	319	312	303	18	8	1	—	5	1	5	7	—	—	—	—	—	—
25 to 29 years.....	369	326	319	279	33	38	7	—	4	4	1	3	—	—	—	—	—	—
30 to 34 years.....	421	362	346	312	58	42	6	—	6	7	5	6	—	—	—	—	—	—
35 to 39 years.....	530	449	375	366	132	72	11	2	10	9	2	3	—	—	—	—	—	—
40 to 44 years.....	578	442	350	320	198	108	13	1	12	9	4	4	—	—	—	—	—	—
45 to 49 years.....	724	461	429	287	252	163	24	1	15	6	4	1	—	—	—	—	—	—
50 to 54 years.....	797	588	414	358	347	197	16	2	15	6	3	5	—	—	—	—	—	—
55 to 59 years.....	898	667	477	387	380	266	22	3	7	8	2	1	—	—	—	—	—	—
60 to 64 years.....	1,209	845	532	390	644	429	26	9	6	11	3	3	—	—	—	—	—	—
65 to 69 years.....	1,566	1,074	684	494	834	567	36	3	9	5	3	6	—	—	—	—	—	—
70 to 74 years.....	1,608	1,051	620	420	948	626	23	2	8	1	9	5	—	—	—	—	—	—
75 to 79 years.....	1,248	988	384	295	842	684	13	2	4	1	5	5	—	—	—	—	—	—
80 to 84 years.....	1,928	829	248	218	663	599	10	4	2	3	5	5	—	—	—	—	—	—
85 to 89 years.....	513	547	128	151	377	381	6	4	—	—	2	1	—	—	—	—	—	—
90 to 94 years.....	173	238	44	56	127	175	—	—	2	1	—	—	—	—	—	—	—	—
95 to 99 years.....	37	57	9	12	27	43	—	—	—	—	—	—	—	—	—	—	—	—
100 years and over.....	6	8	1	1	6	6	—	—	—	—	—	—	—	—	—	—	—	—
Unknown.....	11	10	4	4	6	6	1	—	—	—	—	—	—	—	—	—	—	—
MISSISSIPPI																		
All ages.....	13,497	12,389	5,172	4,500	—106	66	252	157	7,943	7,654	23	12	1	—	—	—	—	—
Under 1 year.....	2,032	1,527	833	601	1	1	4	3	1,190	921	4	1	—	—	—	—	—	—
1 to 4 years.....	926	791	380	331	—	—	6	6	533	454	6	—	—	—	—	—	—	—
5 to 9 years.....	321	306	120	121	—	—	2	3	197	132	2	—	—	—	—	—	—	—
10 to 14 years.....	227	235	85	72	—	—	4	1	138	161	—	—	—	—	—	—	—	—
15 to 19 years.....	518	565	164	132	—	—	8	7	344	422	—	—	—	—	—	—	—	—
20 to 24 years.....	707	729	179	157	2	2	4	1	521	565	2	1	—	—	—	—	—	—
25 to 29 years.....	520	658	151	139	5	1	11	4	351	512	2	2	—	—	—	—	—	—
30 to 34 years.....	471	564	135	133	4	2	6	4	326	425	—	—	—	—	—	—	—	—
35 to 39 years.....	507	680	160	182	1	3	8	7	337	488	1	—	—	—	—	—	—	—
40 to 44 years.....	487	581	156	147	3	2	8	6	320	426	—	—	—	—	—	—	—	—
45 to 49 years.....	611	620	192	160	7	7	12	6	400	450	—	—	—	—	—	—	—	—
50 to 54 years.....	808	679	223	191	7	4	18	11	554	474	1	—	—	—	—	—	—	—
55 to 59 years.....	768	589	297	202	6	7	15	1	449	379	1	—	—	—	—	—	—	—
60 to 64 years.....	732	579	292	238	3	1	19	10	418	330	—	—	—	—	—	—	—	—
65 to 69 years.....	855	646	419	330	8	6	21	11	407	299	—	—	—	—	—	—	—	—
70 to 74 years.....	855	646	438	376	16	2	19	13	381	255	1	—	—	—	—	—	—	—
75 to 79 years.....	787	624	412	380	13	9	24	18	337	216	1	1	—	—	—	—	—	—
80 to 84 years.....	639	559	321	302	19	10	20	12	279	233	—	—	—	—	—	—	—	—
85 to 89 years.....	309	360	128	186	10	8	13	10	158	156	—	—	—	—	—	—	—	—
90 to 94 years.....	129	170	46	64	1	2	4	6	77	98	—	—	—	—	—	—	—	—
95 to 99 years.....	55	68	8	22	—	1	1	1	46	44	—	—	—	—	—	—	—	—
100 years and over.....	59	68	4	—	—	—	1	1	54	66	—	—	—	—	—	—	—	—
Unknown.....	174	145	24	33	—	—	24	15	126	97	—	—	—	—	—	—	—	—

MORTALITY STATISTICS

TABLE 4.—DEATHS (EXCLUSIVE OF STILLBIRTHS), BY AGE, SEX, COLOR, AND NATIVITY OF WHITE: 1928—Con.

[Native white includes native born of both parents native, of one or both foreign, and of both unknown or one unknown and one native]

AREA AND AGE	ALL DEATHS		WHITE						COLORED									
			Native		Foreign		Unknown		Negro		Indian		Chinese		Japanese		Other colored	
	Male	Female	M.	F.	M.	F.	M.	F.	M.	F.	M.	F.	M.	F.	M.	F.	M.	F.
MISSOURI																		
All ages.....	24,971	20,297	18,792	15,687	2,835	2,082	787	352	2,547	2,173	2	-----	7	3	-----	-----	1	-----
Under 1 year.....	2,431	1,724	2,162	1,531	1	-----	3	3	264	189	-----	-----	1	1	-----	-----	-----	-----
1 to 4 years.....	971	811	845	699	-----	3	2	2	124	107	-----	-----	-----	-----	-----	-----	-----	-----
5 to 9 years.....	380	312	332	275	2	-----	3	1	43	36	-----	-----	-----	-----	-----	-----	-----	-----
10 to 14 years.....	307	254	256	217	1	-----	3	1	47	36	-----	-----	-----	-----	-----	-----	-----	-----
15 to 19 years.....	497	465	408	382	13	4	5	1	71	78	-----	-----	-----	-----	-----	-----	-----	-----
20 to 24 years.....	639	624	497	501	21	11	4	1	115	110	-----	-----	1	1	-----	-----	1	-----
25 to 29 years.....	656	638	464	454	37	17	17	4	138	163	-----	-----	-----	-----	-----	-----	-----	-----
30 to 34 years.....	663	651	496	495	27	24	15	14	124	118	-----	-----	1	-----	-----	-----	-----	-----
35 to 39 years.....	891	810	629	604	65	34	33	10	164	162	-----	-----	-----	-----	-----	-----	-----	-----
40 to 44 years.....	1,075	874	741	635	96	50	34	14	204	174	-----	-----	-----	1	-----	-----	-----	-----
45 to 49 years.....	1,278	945	865	694	150	64	42	26	221	161	-----	-----	-----	-----	-----	-----	-----	-----
50 to 54 years.....	1,525	1,142	1,044	851	172	96	76	19	233	176	-----	-----	-----	-----	-----	-----	-----	-----
55 to 59 years.....	1,808	1,292	1,318	981	218	139	71	16	198	156	1	-----	2	-----	-----	-----	-----	-----
60 to 64 years.....	2,037	1,459	1,471	1,097	316	199	73	34	176	129	-----	-----	1	-----	-----	-----	-----	-----
65 to 69 years.....	2,326	1,806	1,760	1,460	330	198	98	35	138	113	-----	-----	-----	-----	-----	-----	-----	-----
70 to 74 years.....	2,418	1,832	1,809	1,458	388	290	111	50	110	84	-----	-----	-----	-----	-----	-----	-----	-----
75 to 79 years.....	2,279	1,806	1,732	1,360	400	333	81	44	64	69	1	-----	1	-----	-----	-----	-----	-----
80 to 84 years.....	1,614	1,467	1,182	1,061	321	334	54	35	57	37	-----	-----	-----	-----	-----	-----	-----	-----
85 to 89 years.....	814	863	632	632	206	183	18	17	24	31	-----	-----	-----	-----	-----	-----	-----	-----
90 to 94 years.....	243	337	170	224	56	86	8	9	9	18	-----	-----	-----	-----	-----	-----	-----	-----
95 to 99 years.....	38	77	22	47	8	15	2	2	6	13	-----	-----	-----	-----	-----	-----	-----	-----
100 years and over.....	14	28	9	18	3	1	-----	2	2	7	-----	-----	-----	-----	-----	-----	-----	-----
Unknown.....	67	30	14	11	4	1	34	12	15	6	-----	-----	-----	-----	-----	-----	-----	-----
MONTANA																		
All ages.....	3,673	2,107	2,163	1,437	1,063	469	216	22	34	13	178	165	17	1	1	-----	1	-----
Under 1 year.....	346	266	285	227	1	-----	-----	-----	3	1	56	38	-----	-----	1	-----	-----	-----
1 to 4 years.....	133	118	103	84	-----	1	-----	-----	1	28	33	1	-----	-----	-----	-----	-----	-----
5 to 9 years.....	69	58	61	50	-----	2	-----	-----	-----	8	6	-----	-----	-----	-----	-----	-----	-----
10 to 14 years.....	68	52	57	46	3	1	3	-----	-----	5	5	-----	-----	-----	-----	-----	-----	-----
15 to 19 years.....	115	61	95	51	5	6	3	-----	1	11	3	-----	-----	-----	-----	1	-----	-----
20 to 24 years.....	100	84	84	68	6	6	4	1	1	5	9	-----	-----	-----	-----	-----	-----	-----
25 to 29 years.....	114	67	77	59	22	6	7	-----	1	6	2	1	-----	-----	-----	-----	-----	-----
30 to 34 years.....	113	79	74	60	24	11	7	2	3	4	6	1	-----	-----	-----	-----	-----	-----
35 to 39 years.....	151	108	84	78	48	21	15	2	-----	4	7	-----	-----	-----	-----	-----	-----	-----
40 to 44 years.....	223	114	107	78	85	25	18	2	6	3	6	1	-----	-----	-----	-----	-----	-----
45 to 49 years.....	217	120	108	82	89	31	13	2	3	1	3	4	-----	-----	-----	-----	-----	-----
50 to 54 years.....	250	101	127	61	90	31	25	2	1	1	6	6	-----	-----	-----	-----	-----	-----
55 to 59 years.....	246	111	126	71	89	33	23	2	4	1	3	4	1	-----	-----	-----	-----	-----
60 to 64 years.....	333	126	141	66	155	51	26	-----	3	2	8	6	-----	1	-----	-----	-----	-----
65 to 69 years.....	356	178	173	101	151	68	20	5	2	1	5	3	5	-----	-----	-----	-----	-----
70 to 74 years.....	335	154	194	95	113	57	22	1	-----	6	1	-----	-----	-----	-----	-----	-----	-----
75 to 79 years.....	242	127	143	58	82	56	11	1	-----	1	5	11	1	-----	-----	-----	-----	-----
80 to 84 years.....	135	90	66	51	51	33	8	-----	3	5	6	2	-----	-----	-----	-----	-----	-----
85 to 89 years.....	88	66	39	40	37	19	7	1	2	1	5	1	-----	-----	-----	-----	-----	-----
90 to 94 years.....	28	19	15	8	11	10	-----	-----	1	-----	1	1	-----	-----	-----	-----	-----	-----
95 to 99 years.....	6	4	3	3	1	1	-----	-----	-----	-----	1	-----	-----	-----	-----	-----	-----	-----
100 years and over.....	1	1	-----	-----	-----	-----	-----	-----	-----	-----	1	-----	1	-----	-----	-----	-----	-----
Unknown.....	4	3	1	-----	-----	-----	3	1	-----	2	-----	-----	-----	-----	-----	-----	-----	-----
NEBRASKA																		
All ages.....	7,458	6,202	5,206	4,491	1,899	1,499	157	45	148	109	42	56	1	1	5	1	-----	-----
Under 1 year.....	852	629	829	609	-----	-----	-----	-----	11	6	11	14	-----	-----	1	-----	-----	-----
1 to 4 years.....	260	220	248	208	-----	1	-----	-----	3	2	7	8	-----	1	2	-----	-----	-----
5 to 9 years.....	121	108	119	103	-----	2	-----	-----	1	2	1	1	-----	-----	-----	-----	-----	-----
10 to 14 years.....	134	102	128	98	1	1	1	-----	1	1	3	1	-----	-----	-----	1	-----	-----
15 to 19 years.....	180	125	165	109	4	4	4	2	4	5	3	5	-----	-----	-----	-----	-----	-----
20 to 24 years.....	157	162	135	145	8	9	5	2	6	4	3	2	-----	-----	-----	-----	-----	-----
25 to 29 years.....	159	161	134	141	17	8	3	2	4	6	1	4	-----	-----	-----	-----	-----	-----
30 to 34 years.....	169	169	134	154	18	7	8	-----	9	4	-----	4	-----	-----	-----	-----	-----	-----
35 to 39 years.....	206	219	151	186	30	17	10	2	15	11	-----	3	-----	-----	-----	-----	-----	-----
40 to 44 years.....	257	242	184	203	49	30	10	1	13	8	-----	-----	-----	-----	-----	-----	-----	-----
45 to 49 years.....	272	238	194	176	50	42	7	3	18	16	2	1	-----	-----	1	-----	-----	-----
50 to 54 years.....	322	302	227	223	68	63	12	2	15	13	-----	1	-----	-----	-----	-----	-----	-----
55 to 59 years.....	392	321	259	239	100	73	16	2	16	6	1	1	-----	-----	-----	-----	-----	-----
60 to 64 years.....	543	358	323	234	191	115	17	3	7	4	3	2	1	-----	-----	1	-----	-----
65 to 69 years.....	782	567	486	376	272	181	15	4	8	5	1	1	-----	-----	-----	-----	-----	-----
70 to 74 years.....	839	653	521	391	290	247	18	5	8	8	2	2	-----	-----	-----	-----	-----	-----
75 to 79 years.....	770	659	433	382	318	267	15	7	4	2	-----	1	-----	-----	-----	-----	-----	-----
80 to 84 years.....	578	540	310	288	261	240	5	5	2	3	-----	4	-----	-----	-----	-----	-----	-----
85 to 89 years.....	337	306	160	152	170	151	5	2	1	1	1	-----	-----	-----	-----	-----	-----	-----
90 to 94 years.....	99	96	54	40	31	2	2	-----	1	2	1	-----	-----	-----	-----	-----	-----	-----
95 to 99 years.....	18	23	9	12	9	10	-----	-----	-----	1	-----	-----	-----	-----	-----	-----	-----	-----
100 years and over.....	3	-----	1	-----	1	-----	-----	-----	1	-----	-----	-----	-----	-----	-----	-----	-----	-----
Unknown.....	8	2	2	1	2	-----	4	1	-----	-----	-----	-----	-----	-----	-----	-----	-----	-----

57

Native white includes native born of both parents native, of one or both foreign, and of both unknown or one unknown and one native

AREA AND AGE	ALL DEATHS		WHITE						COLORED									
			Native		Foreign		Unknown		Negro		Indian		Chinese		Japanese		Other colored	
	Male	Female	M.	F.	M.	F.	M.	F.	M.	F.	M.	F.	M.	F.	M.	F.	M.	F.
NEW HAMPSHIRE																		
All ages.....	3,358	3,084	2,487	2,344	747	637	121	99	3	4								
Under 1 year.....	330	272	329	271	1			1										
1 to 4 years.....	94	90	91	87		1	3	1		1								
5 to 9 years.....	57	42	51	41	1		2											
10 to 14 years.....	34	23	33	26			1	1										
15 to 19 years.....	53	35	50	32	1	3	2											
20 to 24 years.....	54	50	42	45	8	5	4											
25 to 29 years.....	64	55	51	43	8	11	4	1	1									
30 to 34 years.....	67	79	55	56	12	21	2	2										
35 to 39 years.....	79	74	46	56	30	15	3	3										
40 to 44 years.....	112	85	62	59	47	20	3	5		1								
45 to 49 years.....	132	108	80	76	46	29	5	3	1									
50 to 54 years.....	188	148	113	101	63	42	11	5	1									
55 to 59 years.....	217	198	146	126	65	67	6	5										
60 to 64 years.....	288	232	185	152	94	73	9	7										
65 to 69 years.....	348	298	249	198	92	86	7	13		1								
70 to 74 years.....	411	338	305	252	95	73	11	13										
75 to 79 years.....	360	360	254	260	83	87	23	13										
80 to 84 years.....	262	284	187	228	65	49	10	7										
85 to 89 years.....	134	186	109	141	20	32	5	13										
90 to 94 years.....	42	84	33	65	6	16	3	3										
95 to 99 years.....	14	24	8	22	6	2												
100 years and over.....		5		3		1				1								
Unknown.....	18	9	5	4	4	2	9	3										
NEW JERSEY																		
All ages.....	23,857	21,105	14,400	13,215	7,341	6,043	274	56	1,824	1,786	2	2	15	2	1	1		
Under 1 year.....	2,621	1,951	2,238	1,669	1		2	3	329	279			1					
1 to 4 years.....	986	865	865	748	11	5	1	1	109	110				1				
5 to 9 years.....	566	448	512	404	15	11			39	33								
10 to 14 years.....	385	297	340	273	8	4			37	20								
15 to 19 years.....	463	426	389	340	32	31		1	42	54								
20 to 24 years.....	579	617	405	434	87	71	3		83	111								
25 to 29 years.....	658	646	415	401	143	124	9		91	120					1			
30 to 34 years.....	773	719	420	442	226	185	8	1	117	91				2				
35 to 39 years.....	987	800	477	412	370	254	18	1	122	133								
40 to 44 years.....	1,337	877	590	427	581	327	25	5	139	118	1			1				
45 to 49 years.....	1,551	1,062	720	563	652	355	26	4	150	140				2		1		
50 to 54 years.....	1,823	1,310	879	669	742	503	54	2	152	136				1				
55 to 59 years.....	1,915	1,526	973	814	805	610	34	3	101	98		1		2				
60 to 64 years.....	2,067	1,675	1,035	894	902	694	25	4	103	83				2				
65 to 69 years.....	2,059	1,903	1,098	1,088	865	735	27	7	68	73				1				
70 to 74 years.....	1,880	1,919	1,095	1,165	705	679	17	9	62	66				1				
75 to 79 years.....	1,502	1,740	875	1,040	576	645	12	8	37	47	1			1				
80 to 84 years.....	1,041	1,263	621	787	388	438	10	3	22	35								
85 to 89 years.....	487	733	314	444	159	262	1	4	13	23								
90 to 94 years.....	133	254	72	159	58	84			3	11								
95 to 99 years.....	32	66	16	39	14	23	1		1	3			1					
100 years and over.....	4	8	1	3	1	3			2	2								
Unknown.....	3						1		2									
NEW YORK																		
All ages.....	81,453	70,187	49,109	43,450	27,512	23,236	1,036	227	3,578	3,197	48	63	143	9	17	4	10	1
Under 1 year.....	8,229	6,283	7,589	5,773	13	8	10	5	605	480	5	10	5	4	2	2		1
1 to 4 years.....	2,785	2,545	2,502	2,305	31	24	5	3	242	208	3	3	1	2	1			
5 to 9 years.....	1,471	1,153	1,368	1,049	46	38	2		55	64		1		1				
10 to 14 years.....	1,051	844	958	761	43	45	1		45	37	2	1		2				
15 to 19 years.....	1,518	1,313	1,268	1,061	143	121	6	3	99	124	2	4						
20 to 24 years.....	1,997	1,897	1,373	1,363	397	325	9	1	208	207	3	1	5				2	
25 to 29 years.....	2,278	2,073	1,313	1,316	615	595	27	9	302	236	3	5	12	1	3	1	3	
30 to 34 years.....	2,311	2,299	1,477	1,321	991	742	47	5	273	230	2		16		3	1	2	
35 to 39 years.....	3,576	2,684	1,741	1,461	1,897	959	102	10	309	252	3	2	21		2		1	
40 to 44 years.....	4,483	3,051	1,998	1,561	2,020	1,225	131	11	316	253			8		2		1	
45 to 49 years.....	5,185	3,518	2,509	1,793	2,238	1,472	126	11	294	234	2	8	15		1		1	
50 to 54 years.....	6,185	4,387	3,082	2,325	2,685	1,845	143	21	253	193	2	2	17	1	3			
55 to 59 years.....	6,699	5,040	3,419	2,625	2,982	2,548	111	14	177	145	2	3	8					
60 to 64 years.....	7,488	6,248	3,800	3,143	3,450	2,809	98	22	130	173	2	1	8					
65 to 69 years.....	7,602	6,785	4,183	3,746	3,211	2,881	91	21	103	129	3	8	11					
70 to 74 years.....	6,765	6,577	3,995	3,885	2,653	2,576	45	22	60	91	5	3	7					
75 to 79 years.....	5,541	5,690	3,280	3,273	2,163	2,314	41	33	52	66	4	4	1					
80 to 84 years.....	3,470	4,247	1,978	2,531	1,441	1,651	13	23	35	40	3	2						
85 to 89 years.....	1,713	2,406	973	1,479	720	897	5	10	13	17	2	3						
90 to 94 years.....	480	877	259	541	213	324	2	1	6	11								
95 to 99 years.....	82	218	40	120	41	91	1			6			1					
100 years and over.....	16	43		16	16	26			1	1								
Unknown.....	28	9	4	2	3	5	20	2	1									

MORTALITY STATISTICS

TABLE 4.—DEATHS (EXCLUSIVE OF STILLBIRTHS), BY AGE, SEX, COLOR, AND NATIVITY OF WHITE: 1928—Con.

[Native white includes native born of both parents native, of one or both foreign, and of both unknown or one unknown and one native]

AREA AND AGE	ALL DEATHS		WHITE						COLORED									
			Native		Foreign		Unknown		Negro		Indian		Chinese		Japanese		Other colored	
	Male	Female	M.	F.	M.	F.	M.	F.	M.	F.	M.	F.	M.	F.	M.	F.	M.	F.
NORTH CAROLINA																		
All ages.....	18,636	17,524	11,556	10,398	109	52	154	144	6,729	6,834	85	96	2				1	
Under 1 year.....	3,983	2,952	2,441	1,747			5	3	1,510	1,179	27	23						
1 to 4 years.....	1,340	1,209	833	761			7	6	490	430	10	12						
5 to 9 years.....	356	382	237	239	1	1	3	6	114	134	1	2						
10 to 14 years.....	344	268	206	137			1	3	134	126	3	2						
15 to 19 years.....	567	626	281	229			4	2	279	394	3	1						
20 to 24 years.....	640	869	303	364	2	1	4	4	328	493	3	7						
25 to 29 years.....	623	765	290	323	5	1	3	6	322	433	2	2					1	
30 to 34 years.....	644	754	321	395	3	2	8	6	312	350	2	1						
35 to 39 years.....	635	853	347	437	4	1	7	1	275	408	2	6						
40 to 44 years.....	673	745	365	378	12	1	12	6	281	358	2	2	1					
45 to 49 years.....	865	815	468	418	5	3	8	8	377	382	6	4	1					
50 to 54 years.....	915	817	520	426	10	2	7	4	377	382	1	3	1					
55 to 59 years.....	933	737	591	435	2	9	8	3	330	286	2	4						
60 to 64 years.....	972	870	627	527	6	4	11	9	326	327	2	3						
65 to 69 years.....	1,226	1,048	902	773	11	4	8	12	300	255	5	4						
70 to 74 years.....	1,334	1,110	1,003	833	17	2	14	13	295	256	5	6						
75 to 79 years.....	1,192	1,029	905	802	17	9	19	21	248	189	3	8						
80 to 84 years.....	758	803	577	639	7	5	9	8	163	147	2	4						
85 to 89 years.....	334	417	213	311	5	6	5	8	109	92	2							
90 to 94 years.....	112	195	63	125	1	1		2	45	66	3	1						
95 to 99 years.....	30	76	11	39				1	18	36	1							
100 years and over.....	31	48	4	8	1			1	26	39								
Unknown.....	129	136	48	52			11	11	70	72		1						
NORTH DAKOTA																		
All ages.....	3,163	2,350	1,843	1,370	1,177	871	57	6	3		81	102	1	1	1			
Under 1 year.....	519	371	501	347		1					18	23						
1 to 4 years.....	161	140	146	128	2	1					13	11						
5 to 9 years.....	74	61	69	52	2	2					3	7						
10 to 14 years.....	99	58	91	54	1	1					7	3						
15 to 19 years.....	115	73	108	64	1	1					6	8						
20 to 24 years.....	97	81	84	72	8	3	3				2	6						
25 to 29 years.....	98	82	79	61	14	18					4	3	1					
30 to 34 years.....	72	61	55	48	15	10	1				1	3						
35 to 39 years.....	102	87	72	67	25	16	2	1			3	3						
40 to 44 years.....	114	88	62	62	44	25	3				4	1			1			
45 to 49 years.....	134	104	64	55	64	49	5				1							
50 to 54 years.....	145	110	82	52	60	50	2	1			1	7						
55 to 59 years.....	180	106	74	47	99	59	5		1		1							
60 to 64 years.....	207	143	87	52	108	89	11				1	2						
65 to 69 years.....	271	185	91	62	162	112	14	1	1		3	9		1				
70 to 74 years.....	300	153	74	46	215	101	3	2	1		7	4						
75 to 79 years.....	219	171	49	40	163	127	5	1			2	3						
80 to 84 years.....	145	140	37	28	103	108	1				4	4						
85 to 89 years.....	79	90	13	23	64	65	2					2						
90 to 94 years.....	26	39	2	10	24	27						2						
95 to 99 years.....	6	5	3		3	5												
100 years and over.....		2				1						1						
Unknown.....																		
OHIO																		
All ages.....	42,749	37,449	31,219	28,820	7,115	5,818	1,101	228	3,297	2,579	3	1	14	3				
Under 1 year.....	4,540	3,413	4,143	3,097	6	4	2	2	389	308				2				
1 to 4 years.....	1,437	1,221	1,303	1,083	6	2	2	1	125	135			1					
5 to 9 years.....	763	571	704	514	9	6	1	1	49	50								
10 to 14 years.....	519	414	462	363	11	3		1	46	47								
15 to 19 years.....	849	767	724	615	31	23	6		88	129								
20 to 24 years.....	1,057	1,058	790	824	59	52	17	1	191	181								
25 to 29 years.....	1,164	1,105	758	782	111	111	40	6	253	206	1		1					
30 to 34 years.....	1,330	1,140	801	811	194	133	59	6	276	190								
35 to 39 years.....	1,712	1,468	991	1,011	342	221	80	7	299	218		1						
40 to 44 years.....	2,005	1,451	1,127	970	486	287	87	5	305	189								
45 to 49 years.....	2,282	1,686	1,370	1,164	545	329	82	10	281	183			4					
50 to 54 years.....	2,579	2,034	1,628	1,486	603	345	109	11	238	192			1					
55 to 59 years.....	2,884	2,143	1,977	1,650	629	383	79	9	197	100			2					
60 to 64 years.....	3,186	2,766	2,195	2,049	739	573	91	15	166	119	2							
65 to 69 years.....	3,991	3,411	2,948	2,647	815	636	105	24	122	104			1					
70 to 74 years.....	4,133	3,797	3,234	3,024	729	679	91	26	78	68			1					
75 to 79 years.....	3,747	3,605	2,831	2,777	756	725	75	40	85	63								
80 to 84 years.....	2,742	2,863	2,006	2,131	582	658	94	28	60	36								
85 to 89 years.....	1,328	1,769	894	1,293	343	415	54	22	37	39								
90 to 94 years.....	397	647	280	427	92	199	11	10	14	11								
95 to 99 years.....	69	121	42	88	22	26	2	2	3	5								
100 years and over.....	15	23	8	11	3	7			4	5								
Unknown.....	20	6	3	3	2	1	14	1	1	1								

DEATHS, BY AGE, SEX, COLOR, AND NATIVITY

59

TABLE 4.—DEATHS (EXCLUSIVE OF STILLBIRTHS), BY AGE, SEX, COLOR, AND NATIVITY OF WHITE: 1928—Con.

[Native white includes native born of both parents native, of one or both foreign, and of both unknown or one unknown and one native]

AREA AND AGE	ALL DEATHS		WHITE						COLORED									
			Native		Foreign		Unknown		Negro		Indian		Chinese		Japanese		Other colored	
	Male	Female	M.	F.	M.	F.	M.	F.	M.	F.	M.	F.	M.	F.	M.	F.	M.	F.
OKLAHOMA																		
All ages.....	11,729	9,224	9,213	7,353	415	250	576	246	1,115	972	408	402			2	1		
Under 1 year.....	1,693	1,273	1,522	1,106			5	2	110	105	56	60						
1 to 4 years.....	846	747	727	658			13	6	64	35	42	47						
5 to 9 years.....	310	253	275	216			4	1	21	27	10	8						
10 to 14 years.....	224	203	189	159	1		2	4	28	24	4	16						
15 to 19 years.....	393	344	309	257	1	2	9	4	47	58	27	23						
20 to 24 years.....	439	463	322	354	4	2	17	10	70	72	26	25						
25 to 29 years.....	410	422	290	303	8	6	16	9	73	85	23	19						
30 to 34 years.....	435	385	333	296	9	4	20	8	58	58	15	18			1			
35 to 39 years.....	440	413	314	309	11	5	22	10	72	72	21	17						
40 to 44 years.....	461	413	347	309	13	7	23	14	60	66	17	17			1			
45 to 49 years.....	508	395	371	277	15	5	33	18	75	79	14	16						
50 to 54 years.....	600	398	415	320	25	5	47	13	82	49	30	11			1			
55 to 59 years.....	684	454	520	360	22	18	43	17	76	43	23	16						
60 to 64 years.....	726	470	554	368	36	22	61	16	63	46	12	18						
65 to 69 years.....	862	534	674	435	51	33	75	18	53	35	9	13						
70 to 74 years.....	927	566	743	464	64	32	54	26	44	28	22	16						
75 to 79 years.....	784	611	628	504	55	44	51	21	32	23	18	19						
80 to 84 years.....	558	452	412	364	53	29	37	19	39	24	17	16						
85 to 89 years.....	255	265	188	201	31	25	18	13	12	14	6	12						
90 to 94 years.....	79	69	51	50	12	8	3	3	9	2	4	6						
95 to 99 years.....	27	42	15	27	1	1		2	5	9	6	3						
100 years and over.....	14	22	1	8	2			1	9	9	2	4						
Unknown.....	54	30	13	8	1		23	11	13	9	4	2						
OREGON																		
All ages.....	6,303	4,186	4,467	3,254	1,369	803	285	44	29	15	64	49	54	6	28	13	7	2
Under 1 year.....	393	261	308	253					3		15	5			5	3		
1 to 4 years.....	119	133	110	117				1	2		3	4	1	1	4	6		
5 to 9 years.....	97	66	94	61	1			2	1		1				1	1		
10 to 14 years.....	72	56	69	51				1			3	2						
15 to 19 years.....	144	90	128	77	5	6			1	1	2	6	3		1			
20 to 24 years.....	161	116	128	108	13	4	5	1	3		9	3					3	
25 to 29 years.....	184	115	150	96	17	13	6	1	3		5	2			2	1	1	
30 to 34 years.....	146	160	115	140	20	16	5	2			4	1	1	1	1	1		
35 to 39 years.....	214	175	150	153	43	16	13	3	1	1	3	1	1	1	3	2	1	1
40 to 44 years.....	281	173	193	130	63	33	16	4	3	2	1	2	1	2	1	2	1	1
45 to 49 years.....	297	217	212	175	61	34	18	3	4	2	3	3			1	1		
50 to 54 years.....	367	286	253	217	73	59	34	6	1	1	3	2	3				1	
55 to 59 years.....	413	246	279	191	103	48	21	3		2	2	6			4			
60 to 64 years.....	545	315	340	235	151	76	36	1	4	3	4	6			4			
65 to 69 years.....	741	380	501	276	192	99	38	3	1		1	2	7		1			
70 to 74 years.....	737	446	491	308	197	126	35	3	2		1	9	11					
75 to 79 years.....	645	387	429	271	191	111	18	3	1	1	3	1	3					
80 to 84 years.....	429	279	266	200	143	73	14	4	1		2	2	3					
85 to 89 years.....	220	194	140	140	64	49	10	2			3	2	3	1				
90 to 94 years.....	68	66	40	38	24	27	2				1	1	1					
95 to 99 years.....	13	20	7	12	4	7	1	1										
100 years and over.....	3	1	2	1	1													
Unknown.....	14	4	2	4	3		9											
PENNSYLVANIA																		
All ages.....	64,586	55,021	44,489	40,498	14,558	10,593	982	353	4,517	3,575	2		36	2	1		1	
Under 1 year.....	8,293	6,174	7,654	5,636	4	5	3	8	630	525			2					
1 to 4 years.....	2,861	2,440	2,586	2,207	13	7		2	282	223				1				
5 to 9 years.....	1,225	975	1,130	910	21	9			74	56								
10 to 14 years.....	914	710	839	640	17	10	4	2	54	58								
15 to 19 years.....	1,261	1,065	1,090	885	48	44	2	5	121	131								
20 to 24 years.....	1,619	1,143	1,216	1,017	127	117	10	10	237	216			2					
25 to 29 years.....	1,686	1,546	1,125	1,108	238	190	19	9	303	239							1	
30 to 34 years.....	1,992	1,735	1,132	1,135	488	323	29	10	341	267			2					
35 to 39 years.....	2,769	2,079	1,383	1,243	933	524	67	18	382	293			4	1				
40 to 44 years.....	3,253	2,199	1,605	1,325	1,200	620	68	19	376	235	1							
45 to 49 years.....	3,948	2,565	1,908	1,583	1,510	714	106	14	424	269								
50 to 54 years.....	4,296	3,132	2,232	1,987	1,503	893	132	20	372	232			7					
55 to 59 years.....	4,873	3,624	2,864	2,384	1,616	979	96	35	293	226								
60 to 64 years.....	5,388	4,220	3,195	2,760	1,804	1,263	108	25	226	172			4					
65 to 69 years.....	5,598	4,851	3,753	3,463	1,576	1,206	100	37	166	145					1			
70 to 74 years.....	5,496	4,980	3,968	3,664	1,252	1,154	105	50	107	112	1							
75 to 79 years.....	4,510	4,720	3,351	3,550	1,027	1,052	67	42	65	76								
80 to 84 years.....	2,977	3,569	2,179	2,675	717	819	38	25	43	50								
85 to 89 years.....	1,566	2,011	979	1,537	333	439	15	15	25	20								
90 to 94 years.....	385	686	269	481	102	130	5	6	9	19								
95 to 99 years.....	77	130	50	90	22	33		1	5	6								
100 years and over.....	12	27	4	11	6	11			2	6								
Unknown.....	6	4		3	2	1	4			5								

MORTALITY STATISTICS

TABLE 4.—DEATHS (EXCLUSIVE OF STILLBIRTHS), BY AGE, SEX, COLOR, AND NATIVITY OF WHITE: 1928—Con.

[Native white includes native born of both parents native, of one or both foreign, and of both unknown or one unknown and one native]

AREA AND AGE	ALL DEATHS		WHITE						COLORED									
			Native		Foreign		Unknown		Negro		Indian		Chinese		Japanese		Other colored	
	Male	Female	M.	F.	M.	F.	M.	F.	M.	F.	M.	F.	M.	F.	M.	F.	M.	F.
RHODE ISLAND																		
All ages.....	4,320	4,074	2,612	2,428	1,535	1,513	41	21	129	111		1	3					
Under 1 year.....	507	368	487	348	1	1		2	18	16		1	1					
1 to 4 years.....	207	169	197	163	2	2			8	4								
5 to 9 years.....	88	68	80	59	3	5			5	4								
10 to 14 years.....	52	32	49	29	3	1				2								
15 to 19 years.....	68	72	64	63	4	8				1								
20 to 24 years.....	77	106	57	78	16	24	1		3	4								
25 to 29 years.....	80	101	57	74	19	23		1	4	3								
30 to 34 years.....	93	107	57	68	26	36	2		8	3								
35 to 39 years.....	148	125	78	60	58	57	2		9	8			1					
40 to 44 years.....	155	162	72	88	72	71	5		6	3								
45 to 49 years.....	250	183	128	89	106	86	4		12	8								
50 to 54 years.....	307	258	142	137	150	114	5		10	7								
55 to 59 years.....	384	309	184	142	184	154	4	4	12	9								
60 to 64 years.....	432	357	176	144	242	199	6	2	7	12			1					
65 to 69 years.....	424	432	222	206	191	220	3	1	8	5								
70 to 74 years.....	403	411	198	223	195	180	3	3	7	5								
75 to 79 years.....	311	338	178	190	123	136	3	4	7	8								
80 to 84 years.....	214	270	120	147	92	116	1	1	1	6								
85 to 89 years.....	92	134	50	76	38	56	1	1	3	1								
90 to 94 years.....	25	52	14	33	9	18	1	1	1									
95 to 99 years.....	2	16	1	10	1	5				1								
100 years and over.....		1				1												
Unknown.....	1	3	1	1				1		1								
SOUTH CAROLINA																		
All ages.....	12,459	11,968	5,432	4,802	75	38	40	24	6,907	7,103	4	1	1					
Under 1 year.....	2,305	1,873	941	734					1,363	1,139	1							
1 to 4 years.....	984	849	432	385					552	464								
5 to 9 years.....	277	265	114	98					163	167								
10 to 14 years.....	204	191	82	59					122	132								
15 to 19 years.....	443	537	147	148	1		1		294	389								
20 to 24 years.....	501	702	158	171			1	1	342	530								
25 to 29 years.....	436	584	135	142			2		299	442								
30 to 34 years.....	407	557	146	152	3				258	405								
35 to 39 years.....	482	633	163	188	1		4	1	313	444	1							
40 to 44 years.....	578	691	200	209	5		1	1	369	481								
45 to 49 years.....	688	669	257	227	2				428	442								
50 to 54 years.....	839	628	332	201	7	2	3	1	497	424								
55 to 59 years.....	716	566	344	269	13	2	5	2	352	293	1		1					
60 to 64 years.....	705	585	332	221	9	4	4	1	300	359								
65 to 69 years.....	782	598	425	352	11	4	4	4	342	237			1					
70 to 74 years.....	769	634	464	399	11	2	6	3	287	230	1	1						
75 to 79 years.....	619	527	407	369	5	6	1	2	206	150								
80 to 84 years.....	410	439	233	256	3	8	2	3	172	172								
85 to 89 years.....	178	217	87	141	1	7		2	90	67								
90 to 94 years.....	61	112	17	55	3	2	1	2	40	53								
95 to 99 years.....	28	47	7	15		1	1	1	20	30								
100 years and over.....	23	50	3	8					20	42								
Unknown.....	24	14	6	3					18	11								
TENNESSEE																		
All ages.....	16,747	14,657	11,566	10,132	217	147	197	85	4,766	4,293			1					
Under 1 year.....	2,301	1,774	1,768	1,343			1	1	532	430								
1 to 4 years.....	1,047	946	827	716	1		3	4	216	226								
5 to 9 years.....	316	277	243	199			2	1	71	77								
10 to 14 years.....	242	229	159	134					83	95								
15 to 19 years.....	555	558	352	321		1	1	1	202	235								
20 to 24 years.....	703	743	369	421	1		7	5	326	317								
25 to 29 years.....	658	697	345	391	3	2	10	3	300	301								
30 to 34 years.....	636	614	356	378	1	3	6	3	273	230								
35 to 39 years.....	700	742	409	431	6	2	11	5	273	304			1					
40 to 44 years.....	700	701	390	426	10	3	9	3	291	269								
45 to 49 years.....	799	666	460	371	4	2	14	2	321	291								
50 to 54 years.....	949	736	555	416	15	7	17	5	362	308								
55 to 59 years.....	969	727	649	490	9	8	9	3	302	226								
60 to 64 years.....	1,076	857	737	592	26	20	21	8	292	237								
65 to 69 years.....	1,205	965	915	742	37	17	20	6	233	200								
70 to 74 years.....	1,276	1,061	1,004	867	25	17	22	8	225	169								
75 to 79 years.....	1,105	960	909	804	24	20	13	13	159	123								
80 to 84 years.....	839	737	664	610	34	24	20	4	121	99								
85 to 89 years.....	412	391	312	317	14	14	5	7	81	53								
90 to 94 years.....	143	153	95	113	6	4	1	2	41	34								
95 to 99 years.....	42	51	23	22		2			19	27								
100 years and over.....	22	35	6	6		1			16	28								
Unknown.....	52	37	19	22	1		5	1	27	14								

DEATHS, BY AGE, SEX, COLOR, AND NATIVITY

61

TABLE 4.—DEATHS (EXCLUSIVE OF STILLBIRTHS), BY AGE, SEX, COLOR, AND NATIVITY OF WHITE: 1928—Con.

[Native white includes native born of both parents native, of one or both foreign, and of both unknown or one unknown and one native]

AREA AND AGE	ALL DEATHS		WHITE						COLORED									
			Native		Foreign		Unknown		Negro		Indian		Chinese		Japanese		Other colored	
	Male	Female	M.	F.	M.	F.	M.	F.	M.	F.	M.	F.	M.	F.	M.	F.	M.	F.
UTAH																		
All ages.....	2,916	2,193	2,034	1,554	728	568	62	11	15	8	44	43	10	1	22	7	1	1
Under 1 year.....	428	336	413	322							10	10		1	5	3		
1 to 4 years.....	165	100	156	95	1		2			1	4	3			1	1	1	
5 to 9 years.....	89	65	83	57	2		1				1	6			2	1		1
10 to 14 years.....	87	68	85	63	2	3					2	2						
15 to 19 years.....	104	77	98	70	3	4					2	3			1			
20 to 24 years.....	108	77	100	72	5	3	2				1	1				1		
25 to 29 years.....	85	65	67	59	13	4	4			1	1	1				1		
30 to 34 years.....	88	78	62	67	20	9	4	1	1		1	1						
35 to 39 years.....	106	89	75	76	28	11	2			1	1	1						
40 to 44 years.....	125	87	89	72	27	12	3		1		2	2			3			
45 to 49 years.....	155	68	99	54	47	13	4	1	2			1	1		2			
50 to 54 years.....	148	114	90	80	43	29	6	1	5	2		2	1		2			
55 to 59 years.....	159	112	104	78	44	33	4		2		2	1	1		2			
60 to 64 years.....	203	124	132	84	57	36	9	3	1		1	1	1		2			
65 to 69 years.....	230	175	130	106	84	68	10	1			4	2	2		1			
70 to 74 years.....	213	151	107	73	92	76	3		1		6	2	3		1			
75 to 79 years.....	200	156	78	56	117	98	3			1	2	1	1					
80 to 84 years.....	117	128	39	43	73	81	1	2	1		2	2	1					
85 to 89 years.....	69	77	15	20	50	53	1	1		1	2	2	1					
90 to 94 years.....	24	32	9	3	14	29					1	1						
95 to 99 years.....	7	7	2	3	5	3						1						
100 years and over.....		4		1		2						1						
Unknown.....	6	3	1	1	1	1	3	1	1			1						
VERMONT																		
All ages.....	2,628	2,280	2,144	1,833	435	406	45	18	4	3								
Under 1 year.....	286	176	281	176	1				1									
1 to 4 years.....	68	58	66	57	2		1											
5 to 9 years.....	32	16	30	15	2		1											
10 to 14 years.....	34	17	33	17	1													
15 to 19 years.....	41	34	39	34	1		1											
20 to 24 years.....	48	47	42	42		5	1											
25 to 29 years.....	56	40	49	36	7	4												
30 to 34 years.....	48	54	44	46	4	8												
35 to 39 years.....	59	62	46	45	9	16	3	1	1									
40 to 44 years.....	75	69	51	51	22	18	2											
45 to 49 years.....	85	69	59	52	25	17	1											
50 to 54 years.....	138	108	107	77	29	25	2	1										
55 to 59 years.....	198	142	156	112	38	29	4	1										
60 to 64 years.....	229	162	181	117	41	42	7	1	2									
65 to 69 years.....	267	229	212	187	52	39	3	3										
70 to 74 years.....	297	269	235	214	58	53	4	1	1									
75 to 79 years.....	288	263	221	206	59	54	8	3		1								
80 to 84 years.....	224	225	174	174	45	48	3	3	2									
85 to 89 years.....	112	153	81	121	27	30	4	2										
90 to 94 years.....	39	59	32	44	7	13		2										
95 to 99 years.....	6	12	5	9		3	1											
100 years and over.....		1		1														
Unknown.....	1	1					1											
VIRGINIA																		
All ages.....	15,981	14,230	9,508	8,181	322	173	129	85	5,952	5,781	5	9	2	1			3	
Under 1 year.....	2,476	1,814	1,492	1,062					983	745		2		1				
1 to 4 years.....	809	680	474	404				5	3	330								
5 to 9 years.....	273	225	186	141				1	3	86		1						
10 to 14 years.....	220	213	130	100				3	2	87		1						
15 to 19 years.....	443	443	224	174		1		5	2	214								
20 to 24 years.....	539	552	206	217	5	2		8		260								
25 to 29 years.....	504	525	241	248	8	2	4	2		249								
30 to 34 years.....	470	548	228	257	10	5	2	3		229								
35 to 39 years.....	603	598	264	251	9	7	8	4		320								
40 to 44 years.....	678	667	303	288	15	8	7	3		353								
45 to 49 years.....	814	739	394	322	16	8	4	8		399								
50 to 54 years.....	986	826	440	352	19	8	7	1		520								
55 to 59 years.....	1,113	838	589	426	34	18	8	2		482								
60 to 64 years.....	1,063	941	626	499	37	12	8	7		392								
65 to 69 years.....	1,152	1,016	628	695	36	18	11	10		277								
70 to 74 years.....	1,263	1,067	954	807	40	14	12	4		256								
75 to 79 years.....	1,139	999	887	809	38	22	12	9		200								
80 to 84 years.....	817	758	631	590	28	29	6	8		152								
85 to 89 years.....	414	447	304	362	22	10	7	6		80								
90 to 94 years.....	106	189	74	128	4	5	2	1		29								
95 to 99 years.....	35	71	19	35			1			15								
100 years and over.....	22	32	6	5						32								
Unknown.....	39	39	8	11	1		7	3	23	25								

100916-30—5

DEATHS, BY AGE, SEX, COLOR, AND NATIVITY

63

TABLE 4.—DEATHS (EXCLUSIVE OF STILLBIRTHS), BY AGE, SEX, COLOR, AND NATIVITY OF WHITE: 1928—Con.

[Native white includes native born of both parents native, of one or both foreign, and of both unknown or one unknown and one native]

AREA AND AGE	ALL DEATHS		WHITE						COLORED									
			Native		Foreign		Unknown		Negro		Indian		Chinese		Japanese		Other colored	
	Male	Female	M.	F.	M.	F.	M.	F.	M.	F.	M.	F.	M.	F.	M.	F.	M.	F.
WYOMING																		
All ages.....	1,340	815	930	630	223	122	108	13	26	8	42	38	2		8	4	1	
Under 1 year.....	197	108	186	96				1	2		7	9			2	2		
1 to 4 years.....	80	51	66	46	1				1		12	5						
5 to 9 years.....	53	29	47	26	2		1				4	1				1		
10 to 14 years.....	24	23	21	19			2		1			3						
15 to 19 years.....	37	27	33	23			3	1			3	1						
20 to 24 years.....	62	29	49	25	7		4	3	2		1							
25 to 29 years.....	36	41	26	36	4		2	3			3	2				1		
30 to 34 years.....	41	35	26	23	5		9	8	2	1		2						
35 to 39 years.....	66	51	40	38	12		5	6	5	6	1	2						
40 to 44 years.....	59	46	36	34	14		9	8	1	1	2							
45 to 49 years.....	68	26	40	21	16		2	5	3		1	1			3			
50 to 54 years.....	66	38	34	27	23		8	5	2	1	1	2			2		1	
55 to 59 years.....	85	43	54	31	15		10	11	1	3	1	1			1			
60 to 64 years.....	82	40	46	31	20		9	12	3		1	2			2			
65 to 69 years.....	118	43	68	35	35		7	12			1	1	2					
70 to 74 years.....	73	60	39	42	18		15	14		1	2	2						
75 to 79 years.....	85	57	55	36	24		16	5	2		1	3						
80 to 84 years.....	65	27	39	17	18		9	6	2			1						
85 to 89 years.....	25	27	17	6			8				2							
90 to 94 years.....	9	11	8	7	1		4											
95 to 99 years.....	1	1			1			1										
100 years and over.....	1	1										1						
Unknown.....	8	1			1		7					1						

MORTALITY STATISTICS

TABLE 5.—DEATHS (EXCLUSIVE OF STILLBIRTHS)

"Urban" includes cities of 10,000 inhabitants or more in 1920; the remainder of the State is included in "rural." White and colored are shown separately for minor contain State insane asylums, State hospitals, etc. Numbers under causes of

AREA AND COLOR	All causes	Ty-phoid and para-typhoid fever	Mala-ria	Small-pox	Meas-les	Scarlet fever	Whoop-ing cough	Diph-theria	Influ-enza	Ery-sipelas	Me-ningo-coccus menin-gitis	Tuber-culosis of the respi-ratory system	Tuber-culosis of the menin-gees, etc.	Other forms of tuber-culosis	Cancer and other malig-nant tumors	Rheu-ma-tism
		1	5	6	7	8	9	10	11	21	24	31	32	33-37	43-49	51, 52
1 The registration area in continental United States.....	White..... 1,181,746 Colored..... 196,929	3,919 1,701	2,170 1,997	105 26	5,192 954	2,165 64	4,824 1,410	7,531 732	43,894 7,847	2,587 137	2,633 290	59,747 20,588	2,847 599	5,110 1,818	103,220 6,550	3,714 610
2 Registration States ²	White..... 1,168,269 Colored..... 193,718	3,856 1,686	2,156 1,981	103 26	4,945 943	2,143 63	4,735 1,405	7,424 725	43,251 7,693	2,560 135	2,614 287	58,504 20,271	2,811 592	5,044 1,785	102,363 6,417	3,684 602
3 Cities in registration States ²	White..... 604,190 Colored..... 83,459	1,140 350	205 180	20 5	2,254 259	998 41	2,170 509	4,080 319	15,629 2,571	1,376 81	1,881 226	27,001 8,770	1,858 436	2,659 984	58,562 3,238	1,782 270
4 Rural part of regis-tration States.....	White..... 564,079 Colored..... 110,259	2,716 1,336	1,951 1,801	83 21	2,691 684	1,145 22	2,565 896	3,364 406	27,622 5,122	1,184 54	733 61	31,503 11,501	953 156	2,385 801	43,801 3,179	1,902 332
5 Registration cities in non-registration States.....	White..... 13,477 Colored..... 3,211	63 15	14 16	2 1	247 11	22 1	89 5	107 7	643 154	27 2	19 3	1,243 267	36 7	66 33	857 133	30 8
6 All registration cities ²	White..... 617,667 Colored..... 86,670	1,203 365	219 196	22 5	2,501 270	1,020 42	2,259 514	4,167 326	16,272 2,725	1,403 83	1,900 229	28,244 9,037	1,894 443	2,725 1,017	59,419 3,371	1,812 278
7 Alabama.....	White..... 16,624 Colored..... 15,223	109 138	133 170	1 2	177 55	11 2	88 122	198 50	1,022 763	53 13	10 7	763 1,365	25 23	70 86	891 443	53 43
8 Urban.....	White..... 4,275 Colored..... 4,224	19 23	21 27	— —	23 13	1 2	6 32	28 6	207 220	13 6	4 4	132 335	10 13	15 28	281 133	3 12
9 Rural.....	White..... 12,349 Colored..... 10,999	90 115	112 143	1 2	154 42	10 —	82 90	170 44	815 543	40 7	6 3	631 1,030	15 10	55 58	610 310	50 31
10 Arizona.....	White..... 5,572 Colored..... 872	35 2	3 —	6 —	55 12	9 —	50 29	22 3	245 40	8 3	33 11	1,251 196	22 7	33 14	221 15	6 1
11 Urban.....	White..... 2,104 Colored..... 194	3 1	1 —	1 —	24 3	2 —	5 —	5 —	77 7	3 —	17 9	659 38	12 1	15 2	95 5	3 —
12 Rural.....	White..... 3,468 Colored..... 678	32 1	2 —	5 —	31 9	7 —	45 29	17 3	168 33	5 2	16 2	592 152	10 6	18 12	126 10	3 1
13 Arkansas.....	White..... 13,139 Colored..... 6,859	212 133	529 339	— —	196 73	13 —	61 55	132 9	749 415	25 2	17 1	722 678	11 1	59 57	638 164	40 11
14 Urban.....	White..... 2,131 Colored..... 1,179	18 10	16 36	— —	15 6	2 —	3 —	8 —	67 58	6 1	1 —	123 128	1 —	12 11	146 40	5 —
15 Rural.....	White..... 11,008 Colored..... 5,680	194 123	513 303	— —	181 67	11 —	58 54	124 8	682 357	19 2	16 —	599 550	11 —	47 46	492 124	35 11
16 California.....	White..... 62,970 Colored..... 3,136	91 16	17 —	2 —	30 2	58 2	338 22	254 14	2,062 95	81 6	115 5	4,900 554	184 34	350 45	6,254 170	145 10
17 Urban.....	White..... 36,678 Colored..... 1,868	57 9	2 —	— —	11 36	10 2	165 10	171 8	1,005 46	56 4	82 4	2,368 289	109 33	210 33	4,134 115	84 6
18 Rural.....	White..... 26,291 Colored..... 1,268	34 7	15 —	2 —	19 1	22 1	173 12	83 6	1,057 49	25 1	33 1	2,552 265	75 12	140 12	2,120 55	61 4
19 Colorado.....	White..... 13,716 Colored..... 361	42 —	2 —	1 —	54 —	48 —	118 3	40 1	1,115 20	52 —	135 —	1,241 30	32 —	59 3	999 18	40 3
20 Urban.....	White..... 6,235 Colored..... 244	16 —	— —	— —	8 —	8 —	34 2	17 —	474 10	24 —	98 —	571 40	23 —	26 2	522 13	16 1
21 Rural.....	White..... 7,481 Colored..... 117	26 —	2 —	1 —	46 —	40 —	84 1	23 —	641 4	28 —	42 —	670 40	9 —	33 —	477 5	24 2
22 Connecticut.....	White..... 17,437 Colored..... 501	10 —	2 —	— —	69 1	20 —	100 7	85 —	297 7	51 —	22 —	938 58	46 5	62 7	1,773 10	51 2
23 Urban.....	White..... 13,282 Colored..... 437	10 —	1 —	— —	64 1	15 —	88 7	76 —	225 7	41 —	21 —	676 47	42 5	51 7	1,374 18	42 2
24 Rural.....	White..... 4,155 Colored..... 64	— —	1 —	— —	5 —	5 —	12 —	9 —	72 —	10 —	1 —	262 11	4 —	11 —	369 1	9 —
25 Delaware.....	White..... 2,602 Colored..... 594	12 —	2 —	— —	6 2	8 1	14 3	9 —	66 16	4 —	— —	126 52	4 1	6 8	222 22	4 3
26 Urban.....	White..... 1,284 Colored..... 254	4 —	— —	— —	1 —	2 —	10 —	8 —	32 6	2 —	— —	39 15	3 1	1 3	109 11	3 3
27 Rural.....	White..... 1,338 Colored..... 340	8 3	2 —	— —	5 1	6 —	4 —	1 —	34 10	2 —	— —	87 37	1 —	5 —	113 —	1 —
28 Florida ²	White..... 11,382 Colored..... 7,561	74 51	236 165	— 1	16 6	6 1	20 24	53 17	397 286	18 2	10 2	444 570	16 5	28 49	711 181	30 15
29 Urban.....	White..... 3,469 Colored..... 2,253	18 8	14 10	— —	3 —	2 —	4 4	15 6	104 93	3 1	6 —	155 205	6 3	10 27	279 57	8 3
30 Rural.....	White..... 7,913 Colored..... 5,308	56 43	222 155	— 1	13 5	4 1	16 20	38 11	293 193	15 1	4 2	289 365	10 2	18 22	432 124	22 12
31 Georgia.....	White..... 18,610 Colored..... 17,401	181 273	229 318	3 1	115 36	29 65	99 62	174 849	1,239 849	36 5	10 10	757 1,422	24 116	55 116	1,021 498	48 68
32 Urban.....	White..... 5,546 Colored..... 5,815	32 52	23 20	— —	23 7	14 2	23 16	34 15	292 221	11 1	7 8	237 487	12 59	21 59	387 182	7 21
33 Rural.....	White..... 13,064 Colored..... 11,586	149 221	206 298	3 1	92 29	15 2	76 49	140 47	947 628	25 4	3 2	520 935	12 4	34 57	634 316	41 47
34 Idaho.....	White..... 4,025 Colored..... 152	16 —	— —	1 —	2 —	12 —	15 —	16 —	261 34	11 —	42 —	122 34	7 6	18 1	326 3	21 —
35 Urban.....	White..... 553 Colored..... 19	2 —	— —	1 —	— —	— —	— —	— —	37 2	2 —	3 —	24 —	2 —	4 —	69 —	1 —
36 Rural.....	White..... 3,472 Colored..... 133	14 —	— —	— —	2 —	11 —	15 —	14 —	224 32	9 —	39 —	98 34	5 6	14 —	257 3	20 —
37 Illinois.....	White..... 83,628 Colored..... 6,567	150 12	48 7	5 —	82 6	162 3	237 39	627 27	2,435 140	172 4	194 29	3,841 912	189 44	363 132	7,648 264	259 19
38 Urban.....	White..... 52,594 Colored..... 5,461	49 8	8 4	1 —	40 4	103 3	118 36	517 27	1,161 108	123 2	166 29	2,141 746	158 43	234 116	5,030 223	133 18
39 Rural.....	White..... 31,034 Colored..... 1,106	101 4	40 3	4 —	42 2	59 —	119 3	110 —	1,274 32	49 2	28 —	1,700 167	31 1	129 16	2,618 41	126 1

¹ Excludes collision with railroad trains and street cars.

² Including District of Columbia.

Page 2
by Smith's
And show 5 lines to
look like as
indicated in Table 3

DEATHS FROM IMPORTANT CAUSES, BY COLOR

65

FROM IMPORTANT CAUSES, BY COLOR: 1928

subdivisions when the colored population formed at least 10 per cent of the total, or numbered 10,000 or more, in 1920. Minor areas which are designated by asterisks (*) death correspond to those of the 1920 revision of the detailed International List]

Diabetes mellitus	Cerebral hemorrhage and softening	Dis-eases of the heart	Bronchitis	Pneumonia (all forms)	Diarrhea and enteritis (under 2 years)	Appendicitis and typhilitis	Hernia, intestinal obstruction	Cirrhosis of the liver	Nephritis	Puerperal septicaemia	Other puerperal causes	Congenital malformations and diseases of early infancy	Suicide	Homicide	Automobile accidents			Other external causes	Unknown or ill-defined diseases	All other causes
															Primary	In collision with— Railroad trains pt. of 188a	Street cars pt. of 188b	175-187, pt. of 188a, b, 188d-196, 201-208		
57	74, 83	87-90	99	100, 101	113	117	118	122	128, 129	146	143-145, 147-150	159-163	165-174	197-200	188c	pt. of 188a	pt. of 188b		204, 205	
20, 276 1, 471	89, 054 10, 570	213, 370 24, 479	5, 325 650	93, 885 18, 310	19, 502 4, 461	15, 777 1, 656	10, 440 1, 514	7, 896 734	92, 888 15, 925	4, 615 1, 077	7, 996 2, 003	66, 444 8, 775	15, 006 560	5, 445 4, 605	21, 830 1, 935	1, 937 104	519 23	56, 395 7, 969	11, 425 12, 135	172, 063 33, 060
20, 120 1, 427	88, 398 10, 398	211, 874 24, 192	5, 255 636	92, 937 18, 022	18, 909 4, 111	15, 538 1, 608	10, 292 1, 475	7, 805 705	92, 153 15, 689	4, 532 1, 058	7, 892 1, 979	65, 667 8, 592	14, 844 546	5, 307 4, 473	21, 514 1, 913	1, 927 103	512 22	55, 833 7, 840	10, 999 11, 894	169, 768 32, 424
11, 937 780	39, 766 4, 586	115, 071 12, 189	2, 544 325	52, 770 10, 149	8, 079 1, 450	10, 650 993	6, 562 883	4, 775 403	48, 196 7, 038	2, 759 502	4, 120 678	33, 370 4, 056	8, 491 338	2, 929 2, 389	12, 424 1, 006	653 41	336 19	27, 326 3, 044	1, 401 1, 368	88, 436 12, 933
8, 183 647	48, 632 5, 812	96, 803 12, 003	2, 711 311	40, 167 7, 873	10, 830 2, 661	4, 888 615	3, 730 592	3, 030 302	43, 957 8, 651	1, 773 556	3, 772 1, 301	32, 297 4, 536	6, 353 208	2, 378 2, 084	9, 090 907	1, 274 62	176 3	28, 507 4, 796	9, 598 10, 526	81, 332 19, 441
156 44	656 172	1, 496 287	70 14	948 288	593 50	239 48	148 39	91 29	735 236	83 19	104 24	777 123	162 14	138 132	316 22	10 1	7 1	562 129	426 241	2, 295 636
12, 093 824	40, 422 4, 758	116, 567 12, 476	2, 614 339	53, 718 10, 437	8, 072 1, 500	10, 889 1, 041	6, 710 922	4, 866 432	48, 931 7, 274	2, 842 521	4, 224 702	34, 147 4, 179	8, 653 352	2, 521	12, 740 1, 028	663 42	343 20	27, 888 3, 173	1, 827 1, 609	90, 731 13, 619
163 91	977 755	1, 978 1, 691	60 41	1, 938 1, 153	219 375	114 120	114 102	64 38	1, 279 1, 110	97 35	215 202	1, 199 650	128 26	144 405	267 108	23 1	4 1	806 697	794 1, 741	2, 496 2, 650
55 35	235 254	1, 567 532	7 14	567 430	121 64	128 59	102 35	38 18	332 314	30 31	55 53	275 216	54 11	44 155	109 42	10 1	4 1	208 170	89 285	789 651
108 56	742 501	1, 411 1, 159	53 27	1, 044 723	489 211	91 61	53 67	44 20	947 796	67 54	160 149	924 434	74 15	100 250	158 66	13 6	13 6	598 527	705 1, 456	1, 727 1, 999
26 2	152 9	468 40	23 5	491 92	400 63	47 3	43 6	16 1	204 20	30 5	28 6	302 22	56 3	45 9	116 7	6 7	6 7	315 44	129 113	676 89
12 1	56 5	188 19	10 5	186 24	122 15	20 2	18 3	5 3	71 5	7 2	8 2	91 8	21 5	14 5	34 5	3 5	3 5	80 11	228 28	228 28
14 1	96 4	280 21	5 3	305 68	278 48	27 3	25 3	11 1	133 15	23 3	20 6	211 21	35 3	31 4	82 6	3 6	3 6	235 33	121 108	448 61
135 47	632 273	1, 317 610	34 12	1, 095 463	400 143	266 53	103 45	46 11	856 481	65 45	143 83	794 174	123 12	98 187	171 40	12 1	2 1	671 219	558 609	2, 214 1, 413
27 15	100 45	319 166	2 12	137 84	32 14	90 13	26 11	15 3	188 112	13 6	14 7	92 18	27 3	20 36	41 13	2 1	1 1	120 32	7 17	436 291
108 32	532 228	998 444	32 12	958 379	368 129	176 40	77 34	31 8	663 369	52 39	129 76	702 156	96 9	78 151	130 27	10 1	1 1	551 187	551 592	1, 778 1, 122
953 32	4, 456 144	12, 754 360	249 18	4, 105 2, 397	798 252	781 540	602 403	558 385	4, 469 3, 029	192 124	283 165	2, 369 1, 367	1, 265 822	311 152	1, 673 834	111 46	36 23	3, 117 1, 526	94 26	8, 913 5, 170
612 25	2, 630 86	7, 547 224	139 9	2, 397 187	540 22	403 30	385 16	302 14	3, 029 1, 440	124 68	165 118	1, 367 1, 002	822 443	152 159	834 839	46 65	23 13	1, 526 1, 591	26 68	5, 170 3, 743
341 7	1, 826 58	5, 207 136	110 9	1, 708 94	546 24	241 14	199 6	173 4	1, 440 50	68 4	118 8	1, 002 65	443 33	159 40	839 40	65 3	13 3	1, 591 67	68 7	3, 743 181
178 8	872 16	1, 818 43	45 20	1, 230 530	265 4	247 81	114 53	48 22	854 408	80 32	99 49	780 332	182 99	53 19	218 87	15 1	15 1	669 236	50 21	1, 921 932
99 6	389 14	870 37	20 25	530 700	4 184	123 124	53 61	22 26	408 446	32 48	49 50	332 448	99 83	19 54	87 131	1 14	1 14	236 433	21 29	932 989
79 2	483 2	948 6	25 14	700 3	184 3	124 1	61 1	26 1	446 7	48 1	50 1	448 3	83 1	34 3	131 3	14 3	14 3	433 4	29 4	989 12
354 13	1, 469 32	3, 724 84	91 6	1, 398 67	126 7	194 6	167 5	112 5	1, 366 31	45 2	101 2	972 34	233 3	36 7	398 9	17 2	8 2	785 17	53 3	2, 262 266
280 12	992 29	2, 682 71	64 3	1, 134 59	95 6	181 13	149 5	86 18	1, 012 28	41 2	89 2	822 28	181 3	30 7	320 9	13 2	8 2	621 11	36 3	1, 720 56
74 1	477 3	1, 042 13	27 1	264 8	31 1	13 1	5 1	26 3	354 3	4 3	12 3	150 6	52 6	6 6	78 4	4 4	4 4	164 6	17 6	542 10
40 6	253 64	525 107	3 3	188 49	49 21	21 5	19 1	11 1	298 54	11 2	9 2	127 30	25 3	3 11	63 12	1 1	1 1	124 15	5 15	343 92
26 2	112 34	249 40	3 2	92 29	22 7	17 5	12 1	4 1	139 23	9 2	3 1	68 6	15 10	2 3	43 6	1 20	1 20	72 6	160 5	160 5
14 4	141 30	276 67	2 1	96 20	27 14	7 4	5 7	1 7	159 31	2 1	6 1	59 24	10 3	1 8	20 6	1 6	1 6	5 9	183 50	183 50
143 41	795 470	1, 771 758	38 17	612 428	176 133	129 81	115 63	101 49	1, 102 624	52 46	135 68	654 328	146 16	117 254	300 104	20 5	3 3	768 633	313 414	1, 833 1, 654
59 10	230 151	561 257	12 12	189 166	31 40	59 33	41 26	32 14	415 239	13 15	27 16	218 119	66 8	52 92	78 32	4 3	3 3	161 79	20 24	571 499
84 31	565 319	1, 210 501	26 5	423 262	145 93	70 48	74 37	69 35	687 385	39 31	108 52	436 209	80 8	65 162	222 72	16 2	16 2	607 554	293 390	1, 262 1, 155
217 107	1, 347 1, 124	2, 121 2, 012	54 49	1, 389 1, 390	436 303	232 123	142 116	76 46	1, 799 1, 624	86 92	230 223	1, 192 797	211 25	167 363	320 148	15 19	3 1	744 636	706 1, 148	3, 103 3, 376
76 41	383 476	731 843	13 27	410 527	119 113	126 64	67 56	33 21	559 805	31 33	59 57	337 269	89 11	55 161	141 56	2 11	1 11	231 194	46 123	914 1, 027
141 66	904 648	1, 390 1, 169	41 22	979 803	317 190	106 59	75 60	43 25	1, 240 1, 019	55 59	171 166	855 528	122 14	112 202	179 92	13 8	2 8	513 442	660 1, 025	2, 189 2, 349
50 1	251 4	616 7	14 1	293 10	60 4	92 1	51 2	19 3	289 24	27 2	33 2	283 9	54 3	20 4	89 13	7 1	7 1	268 24	50 1	589 85
1 7	33 95	7 3	3 3	33 4	4 1	22 1	12 1	3 1	24 16	2 25	2 31	29 254	9 45	4 16	13 76	1 7	1 7	4 244	1 49	2 504
43 1	218 4	521 7	11 1	260 5	56 3	70 1	39 1	16 1	265 5	25 1	31 1	254 7	45 1	16 1	76 1	7 1	7 1	244 4	49 2	504 10
1, 680 61	5, 520 296	16, 602 1, 094	471 13	6, 721 855	1, 177 99	1, 290 71	786 62	710 31	8, 133 550	254 36	422 81	4, 239 270	1, 193 31	525 253	1, 651 92	226 7	62 2	3, 692 227	166 12	11, 696 836
1, 126 53	2, 778 228	10, 573 918	291 10	4, 769 765	696 71	1, 021 66	570 53	480 21	5, 234 460	188 32	289 13	2, 723 246	821 26	411 225	1, 208 80	89 5	31 2	2, 287 182	28 6	7, 003 617
554 8	2, 742 68	6, 024 176	180 3	1, 952 90	481 28	269 5	216 9	230 10	2, 899 90	71 4	123 2	1, 616 24	372 5	114 28	443 12	137 2	2 2	1, 409 45	138 6	4, 693 219

* The total deaths do not include 1,524 deaths estimated to have occurred as a result of the storm in September, 1928; see p. 18.

MORTALITY STATISTICS

TABLE 5.—DEATHS (EXCLUSIVE OF STILLBIRTHS)

["Urban" includes cities of 10,000 inhabitants or more in 1920; the remainder of the State is included in "rural." White and colored are shown separately for minor causes of death, State insane asylums, State hospitals, etc. Numbers under causes of death are shown in parentheses.]

	AREA AND COLOR	All causes	Typhoid and paratyphoid fever	Malaria	Smallpox	Measles	Scarlet fever	Whooping cough	Diphtheria	Influenza	Erysipelas	Meningococcus meningitis	Tuberculosis of the respiratory system	Tuberculosis of the meninges, etc.	Other forms of tuberculosis	Cancer and other malignant tumors	Rheumatism
			1	5	6	7	8	9	10	11	21	24	31	32	33-37	43-49	51, 52
1	Indiana..... White.....	38,400	143	12	13	80	76	148	175	1,943	64	33	1,769	90	216	3,332	100
	Colored.....	2,090	4	1		5	1	11	7	92	2		233	9	27	70	11
2	Urban..... White.....	16,710	42	5	4	36	22	62	80	724	31	20	644	49	89	1,485	43
	Colored.....	1,740	4			2	1	9	7	75	2		185	7	22	57	11
3	Rural..... White.....	21,690	101	7	9	44	54	86	95	1,219	33	13	1,125	41	127	1,847	57
	Colored.....	350	1			3		2		17			48	2	5	13	
4	Iowa..... White.....	24,995	53	3	4	14	55	81	67	1,383	65	27	695	26	87	2,713	87
	Colored.....	320	1					3		12		1	36	2	4	22	2
5	Urban..... White.....	8,944	13	1		3	19	25	27	415	18	12	287	14	32	981	21
	Colored.....	239								9		1	24	1	4	17	2
6	Rural..... White.....	16,051	40	2	4	11	36	56	40	968	47	15	408	12	55	1,732	66
	Colored.....	81	1					3		3			12	1		5	
7	Kansas..... White.....	19,611	44	12	4	18	46	84	61	1,401	46	20	511	15	67	1,777	56
	Colored.....	1,335	1	1			1	7	2	71		5	133	2	15	65	
8	Urban..... White.....	6,160	12	4	3	7	12	32	24	377	15	11	177	11	36	594	17
	Colored.....	856	1	1			1	5	1	49		4	76	1	8	39	
9	Rural..... White.....	13,451	32	8	1	11	34	52	37	1,024	31	9	334	4	31	1,183	39
	Colored.....	479						2	1	22		1	57		7	26	
10	Kentucky..... White.....	25,653	364	44	6	216	53	151	258	1,280	46	31	1,915	94	225	1,575	89
	Colored.....	4,737	41	12		14	5	8	9	198	3	2	467	15	48	215	19
11	Urban..... White.....	6,741	31	1	1	40	11	20	31	216	17	7	330	32	36	561	21
	Colored.....	1,900	4	5		4	4	1	1	46	3	1	140	7	17	97	8
12	Rural..... White.....	18,912	333	43	5	176	42	131	227	1,044	29	24	1,585	62	189	1,014	68
	Colored.....	2,837	37	7		10	1	7	8	152		1	327	8	31	118	11
13	Louisiana..... White.....	12,843	119	125	1	122	10	80	101	708	21	16	630	14	32	906	27
	Colored.....	12,144	142	122	2	72	1	106	40	596	4	8	1,052	6	67	449	32
14	Urban..... White.....	6,393	23	13		17	7	21	41	233	7	11	360	7	11	537	10
	Colored.....	4,801	35	7	1	7	1	20	18	175	1	6	429	4	36	221	7
15	Rural..... White.....	6,450	96	112	1	105	3	59	60	475	14	5	270	7	21	369	17
	Colored.....	7,343	107	115	1	65		86	22	421	3	2	623	2	31	228	25
16	Maine..... White.....	10,971	36	3		38	17	53	25	277	29	7	386	35	57	1,066	33
	Colored.....	84						1		1			1			3	
17	Urban..... White.....	3,524	17			11	4	19	11	62	14	4	101	10	23	380	7
	Colored.....	9											1				
18	Rural..... White.....	7,447	19	3		27	13	34	14	215	15	3	285	25	34	686	26
	Colored.....	25						1		1						3	
19	Maryland..... White.....	16,417	52		1	91	11	65	92	259	26	8	897	41	66	1,618	65
	Colored.....	5,297	35	1		18	1	61	14	76	5	2	627	26	46	1,213	19
20	Urban..... White.....	10,196	32			70	5	47	61	136	14	6	426	25	47	1,113	45
	Colored.....	3,114	12	1		12		38	8	42	3	2	335	20	28	135	11
21	Rural..... White.....	6,221	20		1	21	6	18	31	123	12	2	471	16	19	505	20
	Colored.....	2,183	23			6	1	23	6	34	2		292	6	18	78	8
22	Massachusetts..... White.....	50,047	35	5		276	90	202	247	584	113	46	2,531	174	217	5,494	109
	Colored.....	987		1		2	2	7	4	6	4		164	15	8	68	1
23	Urban..... White.....	40,267	32	3		230	74	167	223	435	94	42	1,821	158	163	4,354	95
	Colored.....	855				2	2	6	4	6	4		126	15	7	58	
24	Rural..... White.....	9,780	3	2		46	16	35	24	149	19	4	710	16	54	1,140	14
	Colored.....	132		1				2					38		1	10	
25	Michigan..... White.....	51,697	72	1	2	299	182	214	369	1,577	122	167	2,140	151	237	4,206	215
	Colored.....	3,097	7			22	5	17	18	65	6	22	514	46	50	86	15
26	Urban..... White.....	28,136	35	1	1	222	107	135	270	768	72	133	1,137	119	147	2,209	118
	Colored.....	2,491	3			20	4	14	17	51	5	21	407	43	39	60	12
27	Rural..... White.....	23,561	37		1	77	75	79	99	809	50	34	1,003	32	90	1,997	97
	Colored.....	606	4			2	1	3	1	14	1	1	107	3	11	26	3
28	Minnesota..... White.....	25,534	12	1		13	60	70	70	1,085	71	50	1,136	70	153	2,918	78
	Colored.....	443						13	4	15	1	3	71	8	8	22	
29	Urban..... White.....	11,296	5			7	20	30	33	379	36	24	390	38	77	1,486	26
	Colored.....	190							2	5			19		1	11	
30	Rural..... White.....	14,238	7	1		6	40	40	37	706	35	26	746	32	76	1,432	52
	Colored.....	253						13	2	10		3	52	8	7	11	
31	Mississippi..... White.....	10,253	82	190		170	12	56	112	821	31	11	384	9	30	577	32
	Colored.....	15,633	164	363	1	117	3	126	58	834	1	8	1,356	7	99	455	26
32	Urban..... White.....	1,968	16	9		23	1	11	11	141	6	5	50	1	6	119	3
	Colored.....	2,274	14	13	1	5	1	8	7	129		5	151	2	17	77	6
33	Rural..... White.....	8,285	66	181		147	11	45	101	680	25	6	334	8	24	458	29
	Colored.....	13,359	150	350		112	2	118	51	705	1	3	1,205	5	82	378	20
34	Missouri..... White.....	40,535	218	131	6	116	86	208	188	1,992	83	111	2,040	56	168	3,691	108
	Colored.....	4,733	29	25	1	10	2	30	16	144	3	39	590	13	62	174	9
35	Urban..... White.....	19,096	45	15	2	39	48	68	94	516	42	89	750	34	78	1,954	33
	Colored.....	3,418	13	3		4	1	17	15	68	2	39	424	12	42	120	7
36	Rural..... White.....	21,439	173	116	4	77	38	140	94	1,476	41	22	1,290	22	90	1,737	75
	Colored.....	1,315	16	22	1	6	1	13	1	76	1		166	1	20	54	2
37	Montana..... White.....	5,370	14		3	5	10	30	19	333	13	61	242	10	16	437	22
	Colored.....	410	2		1	3		19	1	33		4	69	9	11	12	2
38	Urban..... White.....	1,971	8				3	14	3	104	4	19	73	2	8	182	7
	Colored.....	35						2		4		1	1			2	
39	Rural..... White.....	3,399	6		3	5	7	16	16	229	9	42	169	8	8	255	15
	Colored.....	375	2		1	3		17	1	29		3	68	8	1	10	2
40	Nebraska..... White.....	13,297	24	1		7	41	43	53	853	34	25	255	8	39	1,307	36
	Colored.....	363				2		1	1	18			51	1	5	10	1
41	Urban..... White.....	4,123	12	1			9	9	21	171	12	10	96	6	11	436	6
	Colored.....	233						1		6			24		1	8	
42	Rural..... White.....	9,174	12			7	32	34	32	682	22	15	159	2	28	871	30
	Colored.....	130				2			1	12			27	1	4	2	

¹ Excludes collision with railroad trains and street cars.

DEATHS FROM IMPORTANT CAUSES, BY COLOR

67

FROM IMPORTANT CAUSES, BY COLOR: 1928—Continued

subdivisions when the colored population formed at least 10 per cent of the total, or numbered 10,000 or more, in 1920. Minor areas which are designated by asterisks (*) death correspond to those of the 1920 revision of the detailed International List]

Dia- betes melli- tus	Cere- bral hemor- rhage and soften- ing	Dis- eases of the heart	Bron- chitis	Pneu- monia (all forms)	Diar- rhea and enter- itis (under 2 years)	Ap- pen- dicitis and typh- litis	Her- nia, intes- tinal ob- struc- tion	Cir- rhosis of the liver	Ne- phri- tis	Puer- peral septic- emia	Other puer- peral causes	Con- genital mal- forma- tions and dis- eases of early infancy	Sui- cide	Homi- cide	Automobile accidents			Other external causes 175-187, pt. of 188a, b, 188d- 196, 201-203	Un- known or ill-de- fined dis- eases	All other causes	
															Pri- mary	In collision with—					
																Rail- road trains pt. of 188a	Street cars pt. of 188b				
57	74, 83	87-90	99	100, 101	113	117	118	122	128, 129	146	143-145 147-150	159-163	165-174	197-200	188c	pt. of 188a	pt. of 188b		204, 205		
669	3,509	7,144	120	2,680	603	447	313	277	3,511	147	202	1,877	520	168	754	166	47	1,656	45	5,351	1
16	124	354	9	266	43	18	13	19	216	12	13	64	12	54	30	3	3	61	19	287	2
312	1,303	2,949	46	1,334	281	308	166	120	1,392	92	114	887	247	111	422	73	19	765	26	2,414	3
14	101	287	7	245	39	15	11	17	180	11	12	60	10	51	23	3	2	49	19	221	4
357	2,206	4,195	74	1,346	322	139	147	157	2,119	55	88	990	273	57	332	93	28	891	26	2,937	5
2	23	67	2	21	4	3	2	2	36	1	1	4	2	3	7	1	1	12	1	66	6
472	2,476	4,223	92	1,684	174	396	301	139	1,611	78	130	1,413	396	51	324	47	7	1,156	128	4,337	7
5	18	60	32	30	3	1	6	6	25	2	2	8	1	5	5	5	6	19	1	48	8
163	759	1,384	32	591	74	226	151	62	558	35	51	527	159	33	137	21	6	445	18	1,644	9
3	13	47	60	24	2	5	5	77	20	2	2	7	1	5	5	5	1	14	33	33	10
309	1,717	2,839	13	1,093	100	170	150	77	1,053	43	79	886	237	18	187	26	1	711	110	2,693	11
2	5	13	1	6	1	1	1	1	5	5	5	1	1	1	1	1	1	5	1	15	12
351	1,977	3,177	111	1,156	284	338	179	113	1,490	95	142	1,035	240	71	288	56	3	913	139	3,291	13
25	125	217	2	98	25	6	12	9	142	8	16	28	3	31	16	1	1	46	6	216	14
114	566	903	30	385	112	144	63	30	502	41	49	310	73	29	94	5	2	290	17	1,069	15
18	80	142	2	61	19	6	7	7	99	5	13	19	2	25	12	1	1	24	2	126	16
237	1,411	2,274	81	771	172	194	116	83	988	54	93	725	167	42	194	51	1	623	122	2,222	17
7	45	75	1	37	6	1	5	2	43	3	3	9	1	6	4	4	4	22	4	90	18
281	1,642	3,265	111	2,071	883	320	188	110	1,956	112	197	1,669	241	295	303	14	12	1,300	461	3,895	19
41	285	767	50	438	93	40	36	16	507	24	22	150	16	163	39	5	7	201	51	742	20
128	453	1,108	32	597	158	148	78	47	561	25	43	381	70	43	137	5	7	273	9	1,083	21
22	127	345	24	228	29	20	18	8	215	13	7	51	9	82	15	1	1	60	8	281	22
153	1,189	2,157	79	1,474	725	172	110	63	1,395	87	154	1,288	171	252	166	9	5	1,027	452	2,812	23
19	158	422	26	210	64	20	18	8	292	11	15	99	7	81	24	2	2	141	43	461	24
173	734	1,947	51	928	271	243	127	121	1,196	91	140	745	139	95	244	16	1	600	247	1,823	25
87	644	1,774	41	1,003	259	116	95	84	1,036	98	150	469	16	311	104	2	2	469	575	2,132	26
110	361	1,148	18	423	99	167	80	76	725	58	66	277	95	48	132	10	1	281	12	909	27
38	238	770	14	453	93	80	63	53	481	43	46	190	11	139	57	5	5	171	58	835	28
63	373	799	33	505	172	76	47	45	471	33	74	468	44	47	112	6	6	319	235	914	29
29	406	1,004	27	550	166	36	32	31	555	55	104	279	5	172	47	2	2	298	517	1,297	30
196	1,134	2,099	92	681	119	144	91	52	875	26	96	672	88	13	115	12	1	506	111	1,786	31
1	67	6	6	4	1	1	1	1	2	2	2	2	2	8	49	2	1	168	31	8	32
129	847	1,475	67	454	86	69	57	38	606	16	55	421	67	5	66	10	1	338	80	1,162	33
1	5	5	2	2	2	2	2	2	1	1	1	1	1	1	1	1	1	3	7	7	34
325	1,341	3,044	74	1,377	294	170	137	92	1,788	48	93	873	209	47	286	23	4	705	40	2,155	35
45	299	760	39	670	143	39	41	8	527	22	44	348	15	74	57	1	1	204	47	769	36
224	730	1,913	45	976	157	138	106	55	1,050	32	64	535	135	37	197	4	2	420	8	1,441	37
31	173	473	10	486	58	28	32	3	306	10	24	178	10	43	31	1	1	111	1	458	38
101	611	1,131	29	401	137	32	31	37	738	16	29	338	74	10	89	19	2	285	32	814	39
14	126	287	29	184	85	11	9	5	221	12	20	170	5	31	26	1	1	93	46	311	40
902	4,177	11,008	247	4,359	555	576	388	276	3,465	157	341	2,713	535	70	721	17	3	2,023	62	7,329	41
24	65	189	1	103	10	6	11	1	61	3	6	41	7	9	3	3	3	34	131	131	42
757	3,149	8,709	185	3,735	494	540	351	239	2,829	140	300	2,389	418	56	606	9	3	1,640	40	5,787	43
20	57	169	1	92	10	5	11	1	55	3	4	36	7	7	3	7	7	29	115	115	44
145	1,028	2,299	62	624	61	36	37	37	636	17	41	324	117	14	115	8	1	383	22	1,442	45
4	8	20	1	11	1	1	1	1	6	2	2	5	2	2	2	2	2	5	16	16	46
861	4,422	9,722	360	4,015	742	714	487	372	2,993	246	365	3,401	643	210	1,217	120	47	2,357	172	8,277	47
20	112	424	22	473	44	45	19	12	158	15	22	148	17	117	30	2	2	100	14	428	48
474	1,917	4,836	168	2,568	501	540	318	215	1,509	191	239	2,137	377	172	731	48	29	1,147	44	4,501	49
18	79	316	15	414	38	45	18	11	121	15	21	125	14	112	23	1	1	74	4	376	50
387	2,505	4,886	192	1,447	241	174	169	157	1,484	55	126	1,264	266	38	486	72	18	1,210	128	3,776	51
2	33	108	7	59	6	1	1	1	37	1	1	23	3	5	7	2	1	26	10	97	52
517	1,988	4,318	140	1,916	184	383	247	161	1,418	100	174	1,004	363	65	433	58	13	1,228	96	4,341	53
9	18	40	1	39	14	2	4	1	12	3	3	20	2	6	2	2	2	22	4	98	54
205	732	1,739	49	943	59	204	145	89	488	57	87	646	154	45	199	22	10	500	10	2,362	55
5	15	26	1	15	1	1	2	1	9	1	2	7	7	5	1	1	1	8	1	51	56
312	1,256	2,579	91	973	125	179	102	72	930	43	87	958	209	20	234	3					

MORTALITY STATISTICS

TABLE 5.—DEATHS (EXCLUSIVE OF STILLBIRTHS)

["Urban" includes cities of 10,000 inhabitants or more in 1920; the remainder of the State is included in "rural." White and colored are shown separately for minor causes of death, except where they contain State insane asylums, State hospitals, etc. Numbers under causes of death are shown in parentheses.]

AREA AND COLOR	All causes	Typhoid and paratyphoid fever	Malaria	Small-pox	Measles	Scarlet fever	Whooping cough	Diphtheria	Influenza	Erysipelas	Meningococcus meningitis	Tuberculosis of the respiratory system	Tuberculosis of the meninges, etc.	Other forms of tuberculosis	Cancer and other malignant tumors	Rheumatism
		1	5	6	7	8	9	10	11	21	24	31	32	33-37	43-49	51, 53
1 New Hampshire..... White.....	6,435	10	1		14	20	24	26	179	11	3	260	14	31	637	14
2 Urban..... Colored.....	2,745	3			5	8	20	13	69	5	2	114	6	13	260	9
3 Rural..... White.....	3,690	7	1		9	12	4	13	110	6	1	146	8	18	377	5
4 New Jersey..... Colored.....	41,329	56	3		248	62	171	431	591	98	84	2,146	85	144	3,928	204
5 Urban..... White.....	3,633	8			32	3	34	29	53	5	11	363	20	42	153	17
6 Colored.....	25,583	35	1		182	35	100	296	356	67	71	928	68	99	2,421	145
7 Rural..... White.....	2,555	6			24	3	24	26	37	5	11	174	18	35	104	14
8 Colored.....	15,746	21	2		66	27	71	135	235	31	13	1,218	17	45	1,507	59
9 New York..... White.....	1,078	2			8		10	3	16			189	2	7	49	3
10 Colored.....	144,570	198	9	2	557	186	509	839	1,829	347	588	7,534	426	546	14,450	487
11 Urban..... White.....	7,070	7			41	2	86	37	48	10	31	1,001	59	96	323	31
12 Colored.....	109,845	165	9		469	136	422	766	1,190	274	576	5,332	361	446	11,252	373
13 Rural..... White.....	6,393	7			39	2	79	35	37	10	31	881	58	85	287	29
14 Colored.....	34,725	33		2	88	50	87	73	639	73	12	2,202	65	100	3,198	114
15 North Carolina..... White.....	677				2		2	11				120	1	11	26	2
16 Colored.....	22,413	91	31	8	39	103	294	1,096	46	14	14	1,035	35	75	1,137	72
17 Urban..... White.....	13,747	100	33	9	115	2	85	75	471	7	7	1,203	20	87	335	52
18 Colored.....	4,457	12	5		42	5	7	38	204	7	7	219	11	22	253	14
19 Rural..... White.....	3,531	17	5	1	16		15	12	163	2		286	7	24	104	12
20 Colored.....	17,956	79	26	8	358	34	96	256	892	39	7	816	24	53	884	58
21 North Dakota..... White.....	10,216	83	28	8	99	2	70	63	308	5		917	13	63	279	40
22 Colored.....	5,324	14			9	29	25	27	298	10	26	195	18	22	457	16
23 Urban..... White.....	189				4		6		11			49	4	5	8	1
24 Colored.....	882	6			1	2	1	5	41	2	7	18	7	9	93	3
25 Rural..... White.....	3															
26 Colored.....	4,442	8			8	27	24	22	257	8	19	177	11	13	364	13
27 Ohio..... White.....	186				4		6		11			49	4	5	8	1
28 Colored.....	74,301	128	6	4	185	131	225	357	3,146	172	125	3,198	180	359	6,654	225
29 Urban..... White.....	5,897	11	1		14	4	38	14	166	10	11	886	40	110	249	10
30 Colored.....	42,378	66	5	1	125	73	136	259	1,540	103	106	1,755	122	226	3,780	111
31 Rural..... White.....	4,798	8	1		12	4	31	14	129	10	10	674	36	98	203	9
32 Colored.....	31,923	62	1	3	60	58	89	98	1,606	69	19	1,443	58	133	2,874	114
33 Oklahoma..... White.....	1,099	3			2		7		37		1	212	4	12	46	1
34 Colored.....	18,053	234	134	11	179	43	63	303	1,002	60	40	803	26	55	1,104	60
35 Urban..... White.....	2,900	64	40	3	14	1	4	21	140		4	355	4	13	66	5
36 Colored.....	4,814	35	11	2	23	7	12	70	206	17	21	181	11	18	367	11
37 Rural..... White.....	960	17	6	1	5		2	4	41		2	85		4	26	2
38 Colored.....	13,239	199	123	9	156	36	51	233	796	43	19	622	15	37	737	49
39 Oregon..... White.....	1,940	47	34	2	9	1	2	17	99		2	270	4	9	40	3
40 Colored.....	10,222	26	1	5	19	14	4	34	314	12	28	388	22	52	1,045	29
41 Urban..... White.....	267	1							9		3	43	5	7	12	3
42 Colored.....	4,761	11	1	1	12	3	1	7	88	4	9	167	15	26	570	12
43 Rural..... White.....	115								1		1	16		6	9	1
44 Colored.....	5,461	15		4	7	11	3	27	226	8	19	221	7	26	475	17
45 Pennsylvania..... White.....	152	1							8		2	27	1	1	3	2
46 Colored.....	111,473	184	6		452	239	466	813	3,983	212	140	5,016	259	361	9,367	406
47 Urban..... White.....	8,134	10	3		36	5	78	28	248	10	11	1,012	44	75	337	26
48 Colored.....	60,229	93	4		292	107	217	518	1,742	109	107	2,397	163	172	5,409	216
49 Rural..... White.....	6,452	7	2		33	5	63	25	185	9	11	688	42	51	276	22
50 Colored.....	51,244	91	2		160	132	249	295	2,241	103	33	2,619	96	189	3,958	190
51 Rhode Island..... White.....	1,682	3	1		3		15	3	63	1		324	2	24	61	4
52 Colored.....	8,150	10			67	16	45	48	100	19	9	363	41	56	834	18
53 Urban..... White.....	244				3		1	2	2			27	1	4	12	1
54 Colored.....	6,899	8			64	15	38	41	81	15	9	216	36	48	724	15
55 Rural..... White.....	213				3		1	2	2			20	1	4	9	1
56 Colored.....	1,251	2			3	1	7	7	19	4		147	5	8	110	3
57 South Carolina..... White.....	31											7			3	
58 Colored.....	10,411	113	90		192	8	67	128	670	23	4	340	5	22	488	17
59 Urban..... White.....	14,016	231	292	3	107	2	111	58	671	7	4	1,066	11	68	305	43
60 Colored.....	2,338	26	10		38	3	9	31	116	4	1	64	1	6	132	1
61 Rural..... White.....	2,479	20	13		10		10	6	132	1	1	163	5	14	65	1
62 Colored.....	8,073	87	80		154	5	58	97	554	19	3	276	4	16	356	16
63 Tennessee..... White.....	11,537	211	279	3	97	2	101	52	539	6	3	903	6	54	240	42
64 Colored.....	22,344	244	136	4	154	38	115	195	1,417	55	25	1,830	69	176	1,260	70
65 Urban..... White.....	9,060	105	77	1	58	4	32	35	463	10	9	1,128	23	129	271	34
66 Colored.....	6,134	37	18		23	10	22	34	309	18	15	312	25	45	421	14
67 Rural..... White.....	4,200	34	21		11	1	6	17	189	6	7	423	13	70	131	16
68 Colored.....	16,210	207	118	4	131	28	93	161	1,108	37	10	1,518	44	131	539	56
69 Utah..... White.....	4,860	71	56	1	47	3	26	18	274	4	2	705	10	59	140	18
70 Colored.....	4,957	20	1	2	1	13	28	17	385	7	82	117	6	14	370	30
71 Urban..... White.....	152	1					8		5	3	1	8		3	6	
72 Colored.....	2,361	7			1	4	8	8	170	2	30	81	5	10	204	7
73 Rural..... White.....	47	1							1	2	1	2			4	
74 Colored.....	2,596	13	1	2		9	20	9	215	5	52	36	1	4	166	23
75 Vermont..... White.....	105						8		4	1		6		3	2	
76 Colored.....	4,881	8				6	12	10	145	12	5	225	22	17	492	16
77 Urban..... White.....	7															
78 Colored.....	806	3						1	20	2	1	42	7	2	87	2
79 Rural..... White.....	4															
80 Colored.....	4,075	5				6	12	9	125	10	4	183	15	15	405	14

¹ Excludes collision with railroad trains and street cars.

DEATHS FROM IMPORTANT CAUSES, BY COLOR

69

FROM IMPORTANT CAUSES, BY COLOR: 1928—Continued

subdivisions when the colored population formed at least 10 per cent of the total, or numbered 10,000 or more, in 1920. Minor areas which are designated by asterisks (*) death correspond to those of the 1920 revision of the detailed International List]

Diabetes mellitus	Cerebral hemorrhage and softening	Diseases of the heart	Bronchitis	Pneumonia (all forms)	Diarrhea and enteritis (under 2 years)	Ap pendicitis and typhilitis	Hernia, intestinal obstruction	Cirrhosis of the liver	Nephritis	Puerperal septicaemia	Other puerperal causes	Congenital malformations and diseases of early infancy	Suicide	Homicide	Automobile accidents	Other external causes	Unknown or ill-defined diseases	All other causes	
57	74, 83	87-90	99	100, 101	113	117	118	122	128, 129	146	143-145 147-150	159-163	165-174	197-200	Primary 188c	In collision with— Railroad trains pt. of 188a Street cars pt. of 188b	175-187, pt. of 188a, b, 188d-196, 201-203	204, 205	
127	676	1,372	53	424	43	75	57	20	472	13	42	399	59	6	76	4	276	21	976
52	260	569	18	176	22	37	28	10	200	8	20	222	29	4	38		105	12	408
75	416	803	35	248	21	38	29	10	272	5	22	177	30	2	38	4	171	9	568
840	3,254	8,812	168	3,539	535	544	352	355	3,339	161	209	2,124	562	127	964	58	1,937	52	4,642
55	203	601	22	487	63	34	37	17	249	18	26	282	17	48	51	3	150	5	495
580	1,798	5,193	104	2,427	377	459	273	242	2,138	136	152	1,537	347	78	645	15	1,212	32	2,976
38	117	395	18	399	46	26	33	15	159	12	22	221	13	42	34	1	97	4	382
260	1,456	3,619	64	1,112	158	85	79	113	1,646	25	57	587	215	49	319	43	725	20	1,666
17	86	206	4	88	17	8	4	2	90	6	4	61	4	6	17	2	53	1	113
3,116	9,485	33,296	571	13,318	1,642	1,839	1,191	1,095	11,171	436	788	7,179	1,863	497	2,479	147	6,568	112	19,232
62	215	1,028	27	1,119	123	60	54	28	435	37	56	456	52	119	75	4	284	8	1,055
2,615	5,879	24,653	336	11,089	1,398	1,641	1,031	917	8,167	381	667	5,773	1,468	440	1,885	41	4,904	54	14,658
58	177	926	24	1,047	115	57	51	27	393	34	54	421	48	113	59	2	255	5	937
501	3,606	8,643	185	2,229	244	198	160	178	3,004	55	121	1,406	395	57	594	106	1,664	58	4,574
4	38	102	3	72	8	3	3	1	42	3	2	35	4	6	16	2	29	3	118
193	1,575	2,868	62	1,744	759	231	129	76	1,859	76	295	1,884	172	109	420	35	840	1,331	3,278
87	830	1,488	33	1,051	525	90	79	44	1,109	66	198	766	16	197	157	7	500	1,665	2,190
60	269	535	15	331	113	102	46	22	358	30	79	395	54	30	131	6	180	67	787
18	231	470	15	342	96	48	37	15	281	24	45	250	2	87	50	1	135	172	548
133	1,306	2,333	47	1,413	646	129	83	54	1,501	46	216	1,489	118	79	289	29	660	1,264	2,491
69	599	1,018	18	709	429	42	42	29	828	42	153	516	14	110	107	6	365	1,493	1,642
113	400	676	35	445	71	131	62	23	300	31	53	431	57	7	79	10	291	99	864
1	5	11		26	1	3			2		2	4	1				10	18	16
19	52	86	3	80	6	35	13	3	52	4	7	57	10	1	14		53	7	185
94	348	590	32	365	65	96	49	20	248	27	46	374	47	6	65	10	238	92	679
1	5	10		25	1	3			2		2	4	1				9	18	16
1,368	7,332	13,620	330	5,521	885	933	731	561	5,002	298	408	4,078	905	318	1,624	237	3,544	224	11,210
53	322	891	13	741	73	59	46	24	340	37	29	313	19	213	34	3	239	18	811
812	3,473	7,420	171	3,406	532	777	519	380	2,672	223	276	2,516	516	230	1,128	94	2,072	67	6,641
44	234	694	13	662	61	51	41	21	264	35	26	278	17	191	67	1	192	12	650
556	3,859	6,200	159	2,115	353	156	212	181	2,330	75	132	1,562	389	88	496	143	1,472	157	4,569
9	88	197		79	12	8	5	3	76	2	3	35	2	22	17	2	47	6	161
192	1,116	1,660	54	1,723	412	324	180	58	968	103	155	1,241	173	144	312	24	988	572	3,536
16	112	254	15	316	60	45	25	7	169	24	25	79	12	108	18	1	134	150	596
62	273	523	10	400	98	150	82	25	299	39	48	299	59	42	123	4	264	69	952
8	42	101	6	123	17	24	12	4	74	8	4	32	6	35	7	1	47	26	188
130	843	1,137	44	1,323	314	174	98	33	669	64	107	942	114	102	189	20	724	503	2,584
8	70	153	9	193	43	21	13	3	95	16	21	47	6	73	11		87	124	408
174	924	1,974	38	664	51	137	113	47	717	37	49	379	188	32	241	14	566	35	1,345
2	8	26	1	26	4	2	3		7			7	6	10	8		17	7	49
81	370	857	18	315	14	82	57	25	331	18	18	169	106	12	88	2	187	4	1,086
2	3	16	1	8			1		5			3	3	3	3		6		22
93	554	1,117	20	349	37	55	56	22	386	19	31	220	82	20	153	12	379	31	759
	5	10		18	4	2	2		2			4	3	7	5		11	7	27
2,076	8,371	21,369	625	10,210	1,981	1,201	966	926	10,021	440	700	6,500	1,224	367	1,806	136	5,956	430	14,209
75	389	1,160	38	1,351	149	54	74	25	584	35	49	407	38	176	76	4	365	44	1,115
1,219	3,789	11,677	327	6,098	902	882	631	530	5,594	302	421	3,236	654	234	1,035	41	3,068	160	7,844
66	296	906	28	1,191	122	50	63	20	491	35	42	331	32	143	50		230	31	903
857	4,582	9,692	298	4,112	1,079	319	335	396	4,427	138	279	3,264	570	133	771	95	2,888	270	6,365
9	93	254	10	160	27	4	11	5	93		7	76	6	33	26	4	135	13	212
177	731	1,620	45	681	90	92	74	36	795	22	54	439	67	17	149	2	316	32	1,079
5	14	45	4	24	1	1	4	1	8	1	1	18		1	5		6	1	51
143	622	1,354	38	605	83	87	63	34	687	22	51	377	62	16	129	2	253	24	931
4	11	43	2	21	1	1	1		8			14		1	4		6	1	48
34	109	266	7	76	7	5	11	2	108		3	62	5	1	20		63	8	148
1	3	2		3			1			1		4			1				3
103	737	1,396	22	743	382	88	56	20	1,043	51	139	706	92	74	156	6	398	334	1,698
71	790	1,461	19	1,032	393	70	59	23	1,229	71	209	738	16	157	95	1	439	1,262	2,902
32	140	321	5	134	65	44	25	11	224	24	34	143	29	23	62		110	14	456
14	194	347	5	200	69	22	22	12	232	12	17	144	4	50	21		82	20	571
71	597	1,075	17	609	317	44	31	9	819	27	105	563	63	51	94	6	285	320	1,242
57	596	1,114	14	832	324	48	37	11	997	59	192	594	12	107	74	1	357	1,242	2,331
200	1,235	2,350	55	1,812	751	283	150	77	1,420	110	214	1,250	200	190	288	19	988	1,428	3,533
53	478	1,087	40	791	127	88	89	32	612	50	72	288	14	274	94	3	305	727	1,506
81	353	707	14	464	158	162	82	32	393	44	64	378	72	80	143	12	308	202	1,078
30	228	513	19	422	68	60	56	10	305	28	29	144	9	174	70	2	143	230	724
119	882	1,643	41	1,948	593	121	68	45	1,027	66	150	872	128	110	145	7	679	1,226	2,455
23	250	574	21	369	69	28	33	22	307	22	43	94	5	100	24	1	162	497	782
76	273	703	15	455	42	93	60	19	356	21	41	425	50	19	123	13	298	107	674
	4	12	1	12	1	1	1		3		1	10	1	1	1		6	25	38
43	143	326	10	173	13	62	36	9	184	13	15	157	30	10	57	4	116	51	371
	2	6		5			1					2		1			1	5	13
33	130	377	5	282	29	31	24	10	172	8	26	268	20	9	66	9	182	56	303
	2	6		7		1			3		1	8	1				5	20	25
95	536	974	28	343	34	62	39	32	376	14	27	295	42	5	68	3	240	15	683
	65	132	1	49	8	18	10	10	68	4	10	56	7	2	14		48	3	108
26		2		2</															

MORTALITY STATISTICS

TABLE 5.—DEATHS (EXCLUSIVE OF STILLBIRTHS)

["Urban" includes cities of 10,000 inhabitants or more in 1920; the remainder of the State is included in "rural." White and colored are shown separately for minor causes of death, State insane asylums, State hospitals, etc. Numbers under causes of

AREA AND COLOR	All causes	Typhoid and paratyphoid fever	Malaria	Smallpox	Measles	Scarlet fever	Whooping cough	Diphtheria	Influenza	Erysipelas	Meningococcus meningitis	Tuberculosis of the respiratory system	Tuberculosis of the meninges, etc.	Other forms of tuberculosis	Cancer and other malignant tumors	Rheumatism
		1	5	6	7	8	9	10	11	21	24	31	32	33-37	43-49	51, 52
1 Virginia..... White.....	18,458	102	4	2	105	23	81	141	732	41	23	1,069	46	88	1,284	65
2 Urban..... Colored.....	11,753	55	9	---	48	3	103	45	400	6	9	1,154	34	103	398	53
3 Rural..... White.....	5,178	16	1	---	21	7	8	28	156	11	6	209	13	14	417	7
4 Colored.....	3,958	20	4	---	5	---	28	15	137	---	2	297	16	39	137	19
5 Washington..... White.....	13,280	86	3	2	84	16	73	113	576	30	17	860	33	74	867	58
6 Urban..... Colored.....	7,795	35	5	---	43	3	75	30	263	6	7	857	18	64	261	34
7 Rural..... White.....	16,075	29	1	---	16	16	11	48	547	14	80	783	57	70	1,694	32
8 Urban..... Colored.....	848	3	---	---	5	---	7	---	38	---	2	134	6	5	24	---
9 Rural..... White.....	8,489	15	1	---	7	7	3	19	266	9	45	258	39	33	1,053	14
10 Urban..... Colored.....	270	---	---	---	---	---	---	2	8	---	---	33	5	2	15	---
11 Rural..... White.....	7,586	14	---	---	9	9	8	29	281	5	35	525	18	37	641	18
12 Urban..... Colored.....	378	3	---	---	5	---	5	---	30	---	2	101	1	3	9	---
13 Rural..... White.....	15,691	154	2	4	50	43	54	129	912	37	21	914	34	82	1,000	42
14 Urban..... Colored.....	1,816	21	---	---	2	---	5	3	83	1	3	165	9	26	57	4
15 Rural..... White.....	4,154	35	---	2	13	5	6	20	226	9	3	190	7	23	307	11
16 Urban..... Colored.....	430	2	---	---	2	---	2	---	22	---	---	28	4	6	21	2
17 Rural..... White.....	11,537	119	2	2	37	38	48	109	686	25	18	724	27	59	693	31
18 Urban..... Colored.....	1,386	19	---	---	---	---	3	3	61	1	3	137	5	20	36	2
19 Rural..... White.....	31,356	22	2	2	12	75	77	97	1,325	90	104	1,381	89	136	3,216	107
20 Urban..... Colored.....	432	2	---	---	---	---	2	1	22	---	8	82	6	10	16	1
21 Rural..... White.....	13,635	10	---	---	6	36	36	61	409	38	68	518	57	66	1,468	49
22 Urban..... Colored.....	168	2	---	---	---	---	2	---	8	---	8	30	1	2	7	1
23 Rural..... White.....	17,721	12	2	2	6	39	41	36	916	52	36	863	32	70	1,748	58
24 Urban..... Colored.....	264	---	---	---	---	---	---	1	14	---	---	52	5	8	9	---
25 Rural..... White.....	2,026	7	---	---	8	11	23	14	168	7	9	53	9	8	128	9
26 Urban..... Colored.....	129	1	---	---	---	---	11	---	7	1	4	11	1	2	5	---
27 Rural..... White.....	373	---	---	---	3	1	1	8	34	2	1	15	6	1	30	---
28 Urban..... Colored.....	8	---	---	---	---	---	---	---	---	---	---	1	---	---	---	---
29 Rural..... White.....	1,653	7	---	---	5	10	22	6	134	5	8	38	3	7	98	9
30 Urban..... Colored.....	121	1	---	---	---	---	11	---	7	1	4	10	1	1	5	---
ALABAMA																
31 Anniston..... White.....	193	2	---	---	---	---	---	3	10	---	---	10	---	2	5	---
32 Colored.....	118	---	1	---	---	---	2	1	4	---	---	13	---	1	2	1
33 Bessemer..... White.....	146	---	---	---	---	---	---	2	10	---	---	8	1	---	11	---
34 Colored.....	238	1	---	---	1	---	1	---	19	---	---	18	---	2	11	---
35 Birmingham..... White.....	1,829	7	6	---	11	1	4	7	101	8	4	51	8	5	122	1
36 Colored.....	2,053	10	3	---	7	---	21	2	93	2	4	188	13	17	52	5
37 Dothan*..... White.....	164	---	4	---	1	---	1	---	8	---	---	3	---	1	5	---
38 Colored.....	92	1	1	---	---	---	---	---	2	---	---	9	---	---	---	---
39 Florence..... White.....	125	---	---	---	4	---	---	2	2	---	---	4	---	---	4	---
40 Colored.....	64	---	2	---	---	---	---	---	3	---	---	4	---	1	3	---
41 Gadsden..... White.....	156	---	---	---	---	---	---	2	9	1	---	5	---	2	10	---
42 Colored.....	78	---	2	---	---	---	---	---	3	---	---	12	---	---	3	---
43 Mobile..... White.....	635	7	5	---	3	2	4	4	27	1	---	23	1	2	64	1
44 Colored.....	543	7	3	---	3	---	1	1	33	2	---	25	---	4	27	2
45 Montgomery..... White.....	460	---	4	---	2	---	1	1	23	---	---	14	---	2	29	1
46 Colored.....	622	3	11	---	2	---	1	---	41	1	---	39	---	1	18	3
47 Selma*..... White.....	239	3	---	---	---	---	---	5	10	3	---	4	---	---	22	---
48 Colored.....	288	---	1	---	---	---	---	---	15	---	---	21	---	1	11	1
49 Tuscaloosa*..... White.....	328	---	2	---	5	---	---	2	7	---	---	10	---	1	9	---
50 Colored.....	128	1	3	---	---	---	3	2	7	1	---	6	---	1	6	---
ARIZONA																
51 Phoenix*.....	1,320	1	---	2	6	2	3	4	50	---	24	360	9	11	62	---
52 Tucson*.....	978	3	1	---	21	---	2	1	34	3	2	337	4	6	38	3
ARKANSAS																
53 Fort Smith*..... White.....	403	11	1	---	---	1	2	1	16	2	---	24	---	2	35	---
54 Colored.....	87	1	1	---	---	---	---	---	4	---	---	8	---	---	2	---
55 Hot Springs*..... White.....	393	2	1	---	4	---	---	3	13	---	---	13	---	1	34	3
56 Colored.....	120	---	---	---	---	---	---	---	9	---	1	8	---	---	8	---
57 Little Rock*..... White.....	1,140	4	10	---	3	1	---	4	29	4	1	75	---	7	63	2
58 Colored.....	670	2	9	---	3	---	---	1	26	---	---	82	1	8	23	---
59 North Little Rock..... White.....	89	1	3	---	5	---	---	---	4	---	---	7	---	1	6	---
60 Colored.....	107	1	12	---	1	---	1	---	3	---	---	13	---	2	4	---
61 Pine Bluff..... White.....	106	---	1	---	3	---	1	---	5	---	---	4	---	1	4	---
62 Colored.....	195	6	14	---	2	---	---	---	16	---	---	17	---	1	3	---
CALIFORNIA																
63 Alameda.....	324	---	---	---	---	1	---	---	10	---	---	3	---	2	37	---
64 Bakersfield.....	285	---	---	---	---	---	3	1	13	---	---	20	2	1	28	1
65 Berkeley.....	711	1	---	---	---	---	---	1	11	2	---	18	1	1	104	---
66 Eureka.....	305	---	---	---	1	---	---	1	9	2	---	28	2	1	33	1
67 Fresno.....	553	---	---	---	---	4	---	---	35	---	1	35	7	5	45	3
68 Glendale*.....	693	2	---	---	1	1	2	---	31	1	---	35	---	4	99	---
69 Long Beach.....	1,413	3	1	---	2	5	4	63	---	---	1	38	---	5	152	2
70 Los Angeles..... White.....	12,860	22	---	---	6	7	95	76	861	18	31	1,070	46	103	1,357	28
71 Colored.....	798	2	---	---	---	---	6	4	20	3	1	139	8	15	43	1
72 Oakland..... White.....	3,014	2	---	---	1	6	5	28	78	5	4	102	14	13	325	6
73 Colored.....	160	1	---	---	1	---	---	---	2	1	---	25	3	3	9	1
74 Pasadena.....	953	1	---	---	---	---	2	1	28	1	---	44	4	2	122	3

* Excludes collision with railroad trains and street cars.

DEATHS FROM IMPORTANT CAUSES, BY COLOR

71

FROM IMPORTANT CAUSES, BY COLOR: 1928—Continued

subdivisions when the colored population formed at least 10 per cent of the total, or numbered 10,000 or more, in 1920. Minor areas which are designated by asterisks (*) death correspond to those of the 1920 revision of the detailed International List]

Diabetes mellitus	Cerebral hemorrhage and softening	Diseases of the heart	Bronchitis	Pneumonia (all forms)	Diarrhea and enteritis (under 2 years)	Appendicitis and typhilitis	Hernia, intestinal obstruction	Cirrhosis of the liver	Nephritis	Puerperal septicemia	Other puerperal causes	Congenital malformations and diseases of early infancy	Suicide	Homicide	Automobile accidents			Other external causes	Unknown or ill-defined diseases	All other causes
															Primary	In collision with—	Street cars			
57	74, 83	87-90	99	100, 101	113	117	118	122	128, 129	146	143-145 147-150	159-163	165-174	197-200	188c	Railroad trains pt. of 188a	pt. of 188b	175-187, pt. of 188a, b, 189d-196, 201-203	204, 205	
206	1,299	2,964	77	1,143	346	183	134	59	1,808	76	160	1,435	225	104	302	21	2	827	465	2,816
89	957	1,802	47	879	319	75	92	41	1,064	67	122	650	7	152	110	9		422	460	1,969
63	369	855	20	337	62	103	51	26	571	30	39	390	97	33	130	3	2	214	30	839
31	370	597	13	399	109	40	50	22	343	35	47	220	2	86	55	1		141	77	601
143	930	2,109	57	806	284	80	83	33	1,237	46	121	1,045	128	71	172	18		613	435	1,977
58	587	1,205	34	480	210	35	42	19	721	32	75	430	5	66	55	8		281	383	1,368
278	1,367	2,989	59	917	75	219	168	70	1,073	74	80	659	338	62	402	30	14	1,011	77	2,715
8	21	41		70	7	8	8	1	25	4	9	23	13	10	22		2	36	22	94
160	668	1,611	30	514	36	152	110	40	589	45	49	329	198	30	207	3	10	397	14	1,528
5	10	24		30	1	4	5		14	3	6	6	9	6	14		2	17	1	48
118	699	1,378	29	403	39	67	58	30	484	29	31	330	140	32	195	27	4	614	63	1,187
3	11	17		40	6	4	3	1	11	1	3	17	4	4	8			19	21	46
169	909	1,775	42	1,065	788	192	134	65	1,130	78	140	1,455	152	134	265	12	2	1,301	36	2,369
20	89	196	4	145	64	22	20	3	173	6	22	111	6	82	18			206	5	241
61	242	527	11	277	131	80	70	26	302	31	49	285	53	25	100	5	1	323	9	689
5	18	49	1	39	7	9	9	1	40	3	8	18	2	12	3			42		75
108	667	1,248	31	788	657	112	64	39	828	47	91	1,170	99	109	165	7	1	978	27	1,680
15	71	147	3	106	57	13	11	2	133	3	14	93	4	70	15	4		164	5	166
640	2,595	5,716	187	2,447	350	460	297	263	2,120	103	226	1,986	404	55	610	64	13	1,434	76	4,575
2	15	44	2	59	8	3	2	2	17		4	20		6	10	1		18	7	62
301	912	2,386	56	1,096	186	285	167	127	867	65	117	966	184	26	298	27	8	593	12	2,134
1	6	19		22	3	2	2	1	10					5	5			1	1	22
339	1,683	3,330	131	1,351	164	175	130	136	1,253	38	109	1,020	220	29	312	37	5	841	64	2,441
1	9	25	2	37	5	1		1	7		4	13		1	5	1		17	6	40
27	119	244	4	156	30	53	24	14	114	11	15	151	37	14	58	1		184	18	298
4	15	38	1	37	4	11	8	3	21	1	2	35	9	4	8	1		24	19	45
23	104	206	3	119	26	42	16	11	93	10	13	116	28	10	50			160	18	253
	2	3		7	2	2			2		3	2	2	3				9	27	18
*																				
2	13	18	1	18	8	3	2		36	2	3	12	2	2	4	1		10	1	23
1	6	5		20	2	5			14		3	11		2				3	8	13
1	5	10		28	4	3	4	1	3	1	3	9	1	3	11			4	3	20
3	11	26	2	40	7	2	2		14	3	3	12		3	2			11	11	33
26	102	228	4	175	55	50	22	11	101	11	27	151	30	14	48	6	4	89	65	274
13	122	250	5	229	29	21	14	11	117	17	16	112		110	15	1		76	228	246
4	10	12		6	4	12	1		13	6	5	3	2	5	2			13	1	42
1	3	13		12		2	2		7	1	2	12	1	2	1			4	3	14
1	6	13	1	4	4	6	2	1	18		3	5	2	1	7			6	2	27
2	6	13		2	1	1	1		5		2	2		3	1			4		8
	7	21		5	3	16	1		13		1	9		2	4			8	3	34
	3	8		13	1				10		2	1		1	1			7	2	9
9	30	91	1	28	18	13	15	4	79	5	5	29	6	6	7	2		25	7	120
9	28	62	1	32	15	1	7	2	85	3	12	22	4	4	3			16	10	106
10	36	75		19	17	13	5	2	34	4	3	30	7	7	12	1		21	5	82
4	42	98	4	55	8	13	1	4	43	4	7	25	1	19	14			25	11	124
1	14	44		20	5	6	6	1	12	1	4	16	1	1	6			14	1	39
1	27	41	1	13		11	6		13		6	12	1	2	3			14	11	76
1	12	56		36	3	6	3		23		1	11	3	3	8			18		108
2	6	15		14	2	3	2	1	6	3		7		1	2			10	2	22
8	38	140	5	107	57	14	12	4	53	7	7	48	11	12	28	3		63	7	162
5	23	67	5	103	80	8	9	1	23	2	1	44	10	7	7			28	6	94
5	20	48		38	9	24	7	2	23	2	1	11	2	4	11	1		26	2	72
3	6	17		12	2	1			8					3	2			6		11
2	22	57		21	4	11	7	3	61	1	1	10	11	6	5			25	1	31
5	3	8		4	1	1	2	2	25	2				2	1			5		73
19	47	196	1	60	16	51	11	7	91	8	12	49	10	7	22		1	57	2	270
6	25	112		42	6	5	7	1	57	1	5	10	3	23	6			14	2	190
	5	9	1	12	3			1	5			10	1	1	1			5	2	6
	6	12		9	3				8			7		3	3			2	2	19
1	9	9		6		4	1	2	8	2		12	3	2	2	1		7		17
1	6	17		17	2	6	2		14	3	2	1		5	4			5	13	38
7	31	73		20		8	5	3	23	3		13	4		4	1		23		53
3	16	42		15	9	6	2	2	16		2	18	4	3	14			15	2	47
19	81	176		38	1	11	9	12	52	1	4	19	14	1	10	3	1	22		98
6	30	54	2	16		9	1		22	1	1	9	7	1	1			17		50
9	29	101	1	38	10	14	8	5	36	4	2	32	11	5	12			27		73
16	52	144	2	35	2	11	9	7	62	4	5	26	9		8	3		17		105
19	141	331	6	90	3	18	7	12	124	11	6	54	22	6	27	4		64		182
213	822	2,382	65	858	127	185	153	110	1,013	51	58	544	273	55	313	9	9	493	14	1,893
10	35	95	4	63	8	14	16	2	69	3	3	28	17	17	24			33		114
54	266	704	14	207	13	40	34	23	182	10	17	132	87	14	69	8	1	139		411
4	12	22	2	15	1		3		9		2	7	5	4	3			4		21
24	97	229	7	62	3	10	5	7	68		5	19	4	1	24	4		31		

MORTALITY STATISTICS

TABLE 5.—DEATHS (EXCLUSIVE OF STILLBIRTHS)

["Urban" includes cities of 10,000 inhabitants or more in 1920; the remainder of the State is included in "rural." White and colored are shown separately for minor causes. State insane asylums, State hospitals, etc. Numbers under causes of

AREA AND COLOR		All causes	Typhoid and paratyphoid fever	Malaria	Small-pox	Measles	Scarlet fever	Whooping cough	Diphtheria	Influenza	Erysipelas	Meningococcus meningitis	Tuberculosis of the respiratory system	Tuberculosis of the meninges, etc.	Other forms of tuberculosis	Cancer and other malignant tumors	Rheumatism
			1	5	6	7	8	9	10	11	21	24	31	32	33-37	43-49	51, 52
CALIFORNIA—continued																	
1	Pomona.....	265					1	2		24			8			20	
2	Richmond.....	124						1	1	2		1				11	
3	Riverside.....	548					4	3	6	27		1	57	7	4	41	3
4	Sacramento.....	1,572	3				3	5	4	38	5	8	102	6	12	167	6
5	San Bernardino*.....	647	2			1		12	12	14	2		88	3	6	44	4
6	San Diego.....	2,241	2				1	9	8	55	1	9	167	4	5	264	3
7	San Francisco..... White.....	7,887	18	1		1	4	12	18	122	15	20	505	18	43	1,000	21
 Colored.....	381	2			1	1	2	2	8		3	59	4	7	32	1
8	San Jose.....	608	2					3	1	15	1	1	20	3	4	71	
9	Santa Ana.....	286					2	2	7	13			10	1	2	30	1
10	Santa Barbara.....	350						1		13			16		3	47	1
11	Santa Cruz.....	261				1	1			10			7		1	32	
12	Santa Monica.....	450				1		2		15	1		14		1	64	2
13	Stockton.....	668	3					2	2	29	3	3	37	6		60	2
14	Vallejo.....	190								5		2	10			22	
COLORADO																	
15	Boulder.....	182	1							12		9	28			8	
16	Colorado Springs*.....	648	3				2	1		34	4	3	151	3	1	59	2
17	Denver.....	4,684	8			2	3	14	12	357	14	69	380	16	21	397	14
18	Greeley.....	224					1	4	5	23	3	2	10		3	18	
19	Pueblo.....	570	3				1	17		44	3	9	30	3	2	42	1
20	Trinidad.....	171	1			6	1			20		4	12	1	1	11	
CONNECTICUT																	
21	Ansonia.....	140				2		2		3			8			7	1
22	Bridgeport.....	1,721	1			9	2	19	25	32	7	3	91	9	5	170	7
23	Bristol.....	230						1		1	1		6		1	22	2
24	Danbury town.....	410				3			2	2	1	2	11	1	1	42	
25	Derby.....	201								3			3	2		17	
26	East Hartford town.....	88						1					6		1	8	
27	Enfield town.....	98							1	1		1	7		2	10	1
28	Fairfield town.....	98						1	1	1			3			12	
29	Greenwich town.....	320					1	5	2	13	1	1	10	1	1	24	2
30	Hartford.....	2,146	2			15	2	10	22	17	6	3	90	5	14	239	4
31	Manchester town.....	204	1			2		5	1	1			10			31	1
32	Meriden.....	437		1		2		5	4	7			33	2	3	37	5
33	Middletown*.....	491						1		1			38	1	1	42	1
34	Milford town.....	135				1				4	1		3			18	1
35	Naugatuck.....	96						1		4	1		4			10	
36	New Britain.....	557	1			1		2		22	2		29	2		51	1
37	New Haven.....	2,204				22		23	7	37	9	4	77	7	8	237	10
38	New London.....	427	2				3	4	1	2	1	1	12	3	2	43	3
39	Norwalk.....	458				3	2	1	1	10	4	1	19			52	
40	Norwich town*.....	562					1	2	1	16			106	2	7	59	1
41	Orange town.....	207				1				2			40		1	25	
42	Stamford town.....	602	1			1		4	2	12		3	25	2	1	48	
43	Stonington town.....	108									1		5			11	
44	Stratford town.....	93							1	1	1		8	1		7	1
45	Torrington town.....	232					3	2	2	5		1	14	1	2	27	1
46	Wallingford town.....	168				1							11			19	1
47	Waterbury.....	1,099	2			2		6	3	33	4	2	45	6	8	105	1
48	Windham town.....	187					1			2	1		9			19	
DELAWARE																	
49	Wilmington..... White.....	1,264	4			1	2	10	8	32	2		39	3	1	109	3
 Colored.....	254	3			1		1		6			15	1	3	11	3
DISTRICT OF COLUMBIA																	
50	Washington..... White.....	4,472	6			10	6	7	26	48	12	3	218	15	17	497	11
 Colored.....	2,767	9	1		6	2	15	20	30		2	297	8	32	128	9
FLORIDA																	
51	Jacksonville..... White.....	956	3	9		3		1	4	32		2	31	1	2	77	4
 Colored.....	1,112		4		1		1	3	27			123		14	25	2
52	Key West..... White.....	147	2							11			13		1	10	
 Colored.....	49								4			5			3	
53	Miami..... White.....	742	3	2					5	11		1	38	1	3	57	1
 Colored.....	352						3	2	17			26	2	2	5	
54	Pensacola..... White.....	299	3					2	2	24			8			20	
 Colored.....	188	5	4						22			13		3	9	
55	St. Petersburg..... White.....	450		1			1		1	3			15	1	2	49	
 Colored.....	121		1						2			6	1	1	3	
56	Tampa..... White.....	875	7	2			1	1	3	23	3	3	50	3	2	66	1
 Colored.....	431	3	1					1	21			32		7	12	
GEORGIA																	
57	Albany..... White.....	89		1					1	2		1	2			6	
 Colored.....	191		6						9			20		4	3	1
58	Athens..... White.....	182							2	20	2		9		1	11	
 Colored.....	181	1					2	1	12			14			3	
59	Atlanta..... White.....	2,243	5	4		4	9	7	14	110	4	5	98	7	11	171	1
 Colored.....	2,037	17	2		3	1	10	2	85		8	156	3	32	72	7

1 Excludes collision with railroad trains and street cars.

DEATHS FROM IMPORTANT CAUSES, BY COLOR

73

FROM IMPORTANT CAUSES, BY COLOR: 1928—Continued.

subdivisions when the colored population formed at least 10 per cent of the total, or numbered 10,000 or more, in 1920. Minor areas which are designated by asterisks (*) death correspond to those of the 1920 revision of the detailed International List]

Diabetes mellitus	Cerebral hemorrhage and softening	Diseases of the heart	Bronchitis	Pneumonia (all forms)	Diarrhea and enteritis (under 2 years)	Appendicitis and typhilitis	Hernia, intestinal obstruction	Cirrhosis of the liver	Nephritis	Puerperal septicemia	Other puerperal causes	Congenital malformations and diseases of early infancy	Suicide	Homicide	Automobile accidents			Other external causes	Unknown or ill-defined diseases	All other causes
															Primary	In collision with—				
																Railroad trains	Street cars			
57	74, 83	87-90	99	100, 101	113	117	118	122	128, 129	146	143-145 147-150	159-163	165-174	197-200	188c	pt. of 188a	pt. of 188b	175-187, pt. of 188a, b, 189d-196, 201-203	204, 205	
2	34	52	1	16	4	1	3	1	16	2	2	3	2	1	12		2	15	1	40
9	22	24		11	15	2	3	3	8			10	5	1	7	3		23		10
17	96	335	3	140	10	27	10	10	117	7	13	67	24	11	35	2		60		238
5	38	90	1	61	26	10	11	4	31	4	4	43	12	2	19	2	2	21		84
43	142	443	7	167	8	38	19	26	186	8	6	69	55	9	63		1	104		318
128	495	1,691	17	482	10	113	80	143	842	16	28	204	235	31	136	1	5	345	2	1,085
7	19	49	2	38	2	4	5	6	35	1		18	10	3	2		10		50	
10	50	121	9	35	4	5	3	5	82	1	1	18	8	3	15	5		27		83
6	21	55	1	16	4	4	1	4	24	1	2	6	3	2	14	1		9		44
6	32	70		25	2	1	4	3	24	1	1	20	3	1	17	1		15	1	42
4	44	86		13		4	2	2	10			4	1		2			7		29
7	37	101	2	34	3	10	9	5	39	2	5	20	7		8		2	12		50
7	49	123	3	69	2	10	11	2	32	1	4	30	23	7	21			37	1	86
2	18	36		12		4	1	1	19			6	5	2	3			13	1	28
1	13	32	3	14		3	3	1	9		1	5	2		2			15		20
7	46	78		47	4	9	2	2	40		4	19	5	1	9			24		88
84	268	683	14	411	61	96	43	17	410	27	38	263	80	16	55	1		165	22	723
3	15	21	1	16	3	10		1	9	1	3	13	2	1	9			15		32
7	44	82	2	48	5	4	2	2	40	3	6	26	9	4	10			22	1	95
3	17	12		19	9	2		1	14	2		12	2	2	2			3		12
2	12	43	2	12	1	1	1	1	12		1	4	3	1				4	1	16
24	126	344	5	145	13	25	17	10	113	5	14	110	24	7	44		2	88	21	204
4	14	37	2	19	4	6	3	2	31		1	21	3	3	4			14	1	25
13	34	80	3	27	1	3	6	2	27	1	3	26	5	1	12	2		25		75
4	10	37	1	20	2	8	1	2	18		4	12	3	1	9			13	1	29
3	6	25		8				1	10			3	2	1	1			4		6
1	7	24	1	5	1		1		7		1	5	2		1	1		6		14
2	7	32		12					3			1	1	1	2			8		8
11	19	52	5	31		6	4	6	19	1		15	6		13			18	2	51
52	120	443	10	178	27	32	32	14	164	7	16	152	37	3	51	4	2	81	1	291
3	13	54		10	1	1	2		13			13	5		1	3		15		18
10	33	75	4	43		4	5	2	45	2	2	28	4		11			15	3	52
8	32	129	3	49	1	5	2	5	35		1	17	5		10			14	2	88
6	9	23		10			4		13			4	3		10			7		16
2	9	21	1	12					10			1	1		1			1		34
7	25	95	1	60	7	13	7	4	47	1	4	6	6		11	2		39		7
52	178	407	14	245	11	18	22	12	159	12	12	111	24	3	49		3	93	2	336
9	30	105	2	36	5	8	8	3	22	1	4	27	7	3	9			32		39
12	66	91	2	32		7	7	2	32	1	3	17	6	3	15			27		42
6	42	95	2	30	5	7	2	1	46	2	4	28	7	1	16			19		54
4	23	33		20	1	2	1	2	12			10	3	1	1			5		20
18	54	138	2	45	4	14	5	6	48	1	5	46	6	2	14		1	29	1	69
1	10	45		4				1	10			2	4					5		8
1	8	33		6	1		1	1	4			6	1					2		9
5	11	49	1	16	2	2	3	2	15	1		16	2	1	10			12		26
7	28	41	2	9			2	1	9			4	1		1	2		2		27
21	79	178	3	100	10	18	15	3	96	6	11	101	10	5	30			46	3	147
4	16	24	1	9	3	7	2		25		3	17	3		3			8		30
26	112	249	3	92	22	17	12	4	139	9	3	68	15	2	43	1	1	72		160
2	34	40	2	29	7	5	1	1	23	2	1	6		3	6			6		42
91	317	1,044	15	300	31	49	48	23	405	19	25	190	105	16	93		4	180	4	637
40	176	542	14	280	39	33	46	10	267	11	21	136	9	43	31	1		91	2	416
11	55	122		81	3	17	15	9	113	7	9	60	18	23	23			49		172
2	83	131	7	93	16	12	12	4	137	9	7	44	3	52	15	2		36	12	235
1	5	31	1	11	4	1	1		19		3	6	2		3			5		15
2	8	8		1					8			2								10
9	63	121	6	27	4	17	9	8	71	2	5	60	14	13	24	1	1	36	7	122
1	15	30		24	15	8	8	2	11	3	3	34	2	23	10			6	4	96
6	14	52	1	16	6	4	3	5	28		3	22	3	4	7			18	2	46
1	18	19	4	13	4	2	1	1	19		2	6	1		1			8	1	34
12	44	110	2	12		9	4	2	72		1	18	5		2			13	1	68
4	4	11		9	2	4		1	11	2	1	14	3	1	3			4	3	33
20	49	125	2	42	14	11	9	8	112	4	5	52	24	11	19	3	2	40	8	148
4	29	58	1	26	3	6	4	6	53	1	4	19	2	14	3	1		25	4	91
6	3	12		6	2	1	3	1	5		1	5	1	1	3			4	3	19
1	12	23		12	5				21	1	2	6		5	2	1		4	4	50
	7	25		5	3	9	1	2	18		5	8	1		8			12	1	31
	13	39		7	4	2	1	1	14		5	7	2	4	3	1		3	5	35
31	160	291	9	163	40	53	36	14	225	16	18	139	38	28	55	1		88	13	375
13	172	279	6	220	36	29	27	7	190	10	11	109	3	76	16	2	1	68	46	318

MORTALITY STATISTICS

TABLE 5.—DEATHS (EXCLUSIVE OF STILLBIRTHS)

["Urban" includes cities of 10,000 inhabitants or more in 1920; the remainder of the State is included in "rural." White and colored are shown separately for minor contain State insane asylums, State hospitals, etc. Numbers under causes of

AREA AND COLOR		All causes	Typhoid and paratyphoid fever	Malaria	Small-pox	Measles	Scarlet fever	Whooping cough	Diphtheria	Influenza	Erysipelas	Meningococcus meningitis	Tuberculosis of the respiratory system	Tuberculosis of the meninges, etc.	Other forms of tuberculosis	Cancer and other malignant tumors	Rheumatism	
			1	5	6	7	8	9	10	11	21	24	31	32	33-37	43-49	51, 52	
GEORGIA—continued																		
1	Augusta*.....	White.....	593	6	6		3	1		5	30	1	1	30		1	29	3
2	Brunswick.....	Colored.....	707	12	8		2			1	36			50	2	10	24	3
		White.....	107	4	1		3				5			3			9	
3	Columbus.....	Colored.....	150								6			12			6	
		White.....	508	1	3		2		9	5	36	1		25		2	35	2
		Colored.....	326		1			1		2	14			20		1	9	
4	La Grange.....	White.....	184				7		1	1	14			8	1	4	11	
		Colored.....	126	2						1	5			23			7	1
5	Macon.....	White.....	467	7	2			1	2		22	2		17		1	30	1
		Colored.....	572	11	1				1		20			58		1	17	2
6	Rome.....	White.....	260	1					3	3	24			19	2	1	15	
		Colored.....	115		1						3			10	1	1	2	
7	Savannah*.....	White.....	667	3	3		4	3	1	2	22			21	2	1	56	
		Colored.....	1,099	4			2		3	7	25	1		104	2	6	31	5
8	Valdosta.....	White.....	112	4	2						3	1		3			4	
		Colored.....	172	4							3			12			5	1
9	Waycross.....	White.....	134	1	1					1	4			2			10	
		Colored.....	139		2						3			8		1	3	1
IDAHO																		
10	Boise.....		338	1						1	12	1	1	20	2	1	49	
11	Pocatello.....		234	1		1		1		1	27	1	2	4		4	20	1
ILLINOIS																		
12	Alton.....		428	4							21			9			38	1
13	Aurora.....		608					2		1	18			14	2	3	59	2
14	Belleville.....		373	2						2	16	1		8		2	39	1
15	Berwyn.....		252	1						2	7	1		5		2	27	2
16	Bloomington.....		511	2			1	1	2		11			7	1	4	56	
17	Blue Island.....		215	2						2	10			4	2	2	24	
18	Cairo.....	White.....	171		1		1				2			8		1	13	1
		Colored.....	105	1	4				1		2			12		3	3	
19	Canton.....		182								5			4	1		21	1
20	Centralia.....		170	3							7	1		12		2	11	
21	Champaign.....		220							2	4			10	1		28	
22	Chicago.....	White.....	35,081	12	2		23	75	68	436	542	90	150	1,635	117	147	3,338	91
		Colored.....	4,482	4			3	3	29	26	62	2	29	659	39	100	176	15
23	Chicago Heights.....		231						1	1	7			5		1	14	
24	Cicero.....		377					1	1	6	15	2	1	20		4	32	4
25	Danville.....		684	3			1	2		1	32			24	1	9	52	
26	Decatur.....		843				3	1	4	3	44	1		31	1	5	86	3
27	East St. Louis.....	White.....	725	5	2		4		6	5	34	2	2	16	2	4	53	
		Colored.....	211	2			1		2		6			24	1	6	5	
28	Elgin*.....		857						1	1	14		2	48	1	3	61	
29	Evanston.....		735	1				5	2	3	20	1	2	17	3	3	74	2
30	Forest Park.....		129							2	1			5	1		15	
31	Freeport.....		409	1				2	1		14	2		8	4	1	41	1
32	Galesburg.....		417	3	1		2			3	11			5	1	1	41	
33	Granite City.....		259		1	1	2		2	3	10	1		8			17	
34	Herrin.....		152						3		5	1		7			7	
35	Jacksonville*.....		582								14	1		32		2	50	1
36	Joliet.....		633	3				1	2	12	29	3		26	3	7	45	2
37	Kankakee.....		283	1				3	1	6	13	1		4		2	17	
38	Kewanee.....		231						1		14	1		7		3	30	
39	La Salle.....		195						1		14		1	4	1		16	1
40	Lincoln*.....		247				1			2	8			23		1	26	
41	Mattoon.....		235	1					3	3	8		1	9		1	20	1
42	Maywood.....		133						1	4	5			1			15	
43	Moline.....		405						3		7			14	2	3	40	
44	Murphysboro.....	White.....	106	1	1						9			6			12	
		Colored.....	20								2			3			1	
45	Oak Park.....		840	1				2		1	25		3	11	1	3	88	1
46	Ottawa.....		188						1		9	2		7	2	1	16	
47	Pekin.....		162						1		8	1		3	1	1	16	
48	Peoria.....		1,311	1			1		12	8	41	3	1	32	2	6	120	1
49	Quincy.....		605	1						2	13		1	8	2	3	79	2
50	Rockford.....		876					1		2	39	2		24	1	1	87	8
51	Rock Island.....		355								15	3		14			34	1
52	Springfield.....		1,118	1			3	2	1		48	2	1	80	3	6	142	4
53	Streator.....		256	1							10			19	3	5	21	1
54	Urbana.....		150					1			8			8	1	2	15	
55	Waukegan.....		297					3	2	4	10	1	1	5			32	3
INDIANA																		
56	Anderson.....		434	1					4	1	49			22		1	35	3
57	Bloomington.....		200	2				1	2		8	1		8		1	17	1
58	Clinton.....		102								7			7		1	4	
59	Crawfordsville.....		169								5		1	4		1	17	1
60	East Chicago.....		487				2		2	14	15			35	1	4	17	1
61	Elkhart.....		409					1			20		1	12		1	38	2

1 Excludes collision with railroad trains and street cars.

DEATHS FROM IMPORTANT CAUSES, BY COLOR

75

FROM IMPORTANT CAUSES, BY COLOR: 1928—Continued

subdivisions when the colored population formed at least 10 per cent of the total, or numbered 10,000 or more, in 1920. Minor areas which are designated by asterisks (*) death correspond to those of the 1920 revision of the detailed International List]

Diabetes mellitus	Cerebral hemorrhage and softening	Diseases of the heart	Bronchitis	Pneumonia (all forms)	Diarrhea and enteritis (under 2 years)	Appendicitis and typhlitis	Hernia, intestinal obstruction	Cirrhosis of the liver	Nephritis	Puerperal septicemia	Other puerperal causes	Congenital malformations and diseases of early infancy	Suicide	Homicide	Automobile accidents			Other external causes	Unknown or ill-defined diseases	All other causes
															Primary	In collision with—	Street cars			
57	74, 83	87-90	99	100, 101	113	117	118	122	128, 129	146	143-145 147-150	159-163	165-174	197-200	188c	pt. of 188a	pt. of 188b	175-187, pt. of 188a, b, 188d-196, 201-203	204, 205	
9 5 1 2 7 1	60 68 10 16 48 23	75 111 16 15 59 35	3 3 2 1 1	46 70 8 5 44 26	19 13 5 19 9	11 11 3 10 2	6 12 3 2 3	3 3 1 2 3	52 82 6 18 28 33	6 6 3 2 2	3 4 3 2 7 6	28 21 7 24 9	7 1 1 13 1	3 14 1 8 7	13 6 3 3 9 2			22 21 7 7 20 20	1 1 3 6 19	113 107 17 37 79 78
3 8 2	3 6 26 52 12 7	16 5 68 77 21 16	1 1 2 4	19 5 36 40 19 15	5 7 6 6 11 1	1 9 4 4 5 3	1 1 4 4 4 1	1 1 5 1 1	28 16 59 69 22 7	1 3 3 1 1	2 3 5 9 4 1	15 4 26 33 25 9	3 4 8 3 4	3 3 19 4	3 4 10 3 3	2 1 1	9 5 26 24 11 6	6 4 7 28 4	22 22 74 83 43 26	
10 11 2 1	38 87 7 10 9 10	121 202 14 24 13 17	1 6 1 2	45 104 7 12 3 12	10 22 2 2 3	13 9 8 1 4 2	7 5 3 1 4 1	3 6 1 1 1	83 127 13 18 20 19	1 7 3 2 1 1	4 12 3 1 4 1	46 48 6 10 8 6	11 3 1 2	6 26 3 3 2	20 8 3 5	2 2 3 3	25 31 4 3 3 2	3 3 17 2 1	105 194 14 38 25 39	
4 3	22 11	64 31	3	18 20	1 4	13 9	11 2	1 2	17 7	1 1	1 2	12 19	8 3	5	6 8			12 12	1	55 32
5 10 7 4 14 3	42 46 32 16 61 3	67 115 46 61 107 32	3 2 7 2	29 50 26 15 22 19	5 12 5 2 2 2	6 17 7 4 9 9	3 7 7 2 6 1	3 3 7 1 2	31 60 41 21 31 16	1 5 1 4 1	3 5 2 1 6	28 30 16 9 25 20	7 6 5 12 5 2	6 6 2 5 3	7 5 12 11 7 3	2 3 1	28 28 16 10 22 16	1 1	80 102 63 26 101 31	
4 2 5 4	19 14 14 9 24	14 13 37 24 46		14 8 9 3 10	2 1 3 4 3	8 2 4 6 2	3 2 2 3 6	2 2 3 3	19 8 23 11 21	2 1 2 2 3	3 4 2 3	6 8 12 15	1 1 3 3	6 1 1 1	2 3 1 5	1 3 2 1	13 4 5 16 6	4 1 5	31 15 34 27 22	
752 45 3 8 18 19	1,543 163 10 12 52 60	7,418 747 29 95 114 133	212 5	3,621 670 33 32 39 49	444 47 12 10 13 11	607 48 11 1 19 24	354 48 2 1 8 16	330 16 2 4 5 3	3,761 384 17 37 53 78	108 25 1 5 6	172 25 1 4 6	1,751 547 211 14 24 36 53	547 21 2 16 11 3	316 190 6 4 2 3	819 65 18 2 16 21	10 7 1 3	19 2	1,477 142 11 11 52 38	2 3	4,092 478 24 23 113 123
21 11 18 3 8	59 14 64 46 3 24	112 36 125 162 23 65	2 2 2 4 2	55 24 57 61 13 23	17 7 2 12 1 9	11 6 19 13 21	3 1 8 7 10	15 1 7 3 8	43 14 41 53 31 41	5 1 3 1 4	2 2 4 4 5	40 12 17 49 4 28	12 12 13 10 4 6	13 12 4 17 4 6	22 4 25 17 5	4 4 2 1 1	64 6 20 27 4 15	2 2	88 28 303 114 6 64	
7 3 1 10 13 5	38 12 2 29 34 18	69 22 11 122 107 58	3 2 2 8 4	35 28 15 46 49 19	3 12 2 2 23 1	13 6 4 7 12 7	9 2 3 7 6	2 2 3 1 5	47 22 20 28 57 21	2 4 3 1 2 2	1 4 1 5 2	25 18 12 9 43 17	12 5 3 5 5 7	3 7 4 3 7 2	6 7 3 11 21 9	4 4 1 1 1 2	19 15 10 28 27 13	1 4 2 1	55 39 30 177 80 41	
5 4 2 5 2 13	20 7 15 19 11 22	35 42 40 41 46 68	1 1 2 2 5	17 8 24 16 10 27	5 3 3 7 1 6	4 2 4 3 1 11	4 4 3 3 1 4	3 4 2 1 1 3	10 17 18 24 14 27	1 1 3 2 1	1 2 2 1 5	13 10 12 20 2	5 2 2 1 1	1 2 1 1 1	2 4 2 7 1 8	1 4 1 1 3	17 21 12 9 5 10		31 22 40 27 10 79	
3 5	7 1	7 1	1	3 2	1 1	7	2		3 97			4 71	3 9	1 3	4 16	1 6		10 26	1 7	19 114
25 7 10 1 31	35 16 14 82	178 35 28 267	1 5	55 8 16 80	2 5 4 25	33 1 1 30	11 4 2 14	7 3 1 15	15 101	5 6	9 7	71 16 8 71	9 1 1 29	3 1 1 2	3 3 3 34	6 4 4 1	1 1 1	26 7 9 46	4 24 23 233	
9 22 13 22 5 4 1	67 40 41 88 22 14 18	149 180 71 165 49 32 52	6 2 3 3	32 62 11 54 9 10 21	5 5 5 15 3 1 4	10 28 9 26 5 2 8	2 11 2 14 4 2	7 1 3 12 2 3	48 74 20 106 33 26	3 1 2 5 1 3	3 3 7 5 5 2	25 52 14 53 9 22	9 20 15 4 3 3	5 13 6 13 4 2	3 19 14 21 1 14	1 1 1 6 1 7	21 51 14 46 15 3 9		95 133 52 198 34 26 36	
7 2 1 2 2 11	37 15 8 17 10 43	84 24 17 47 55 81	1 1 1 2	35 14 5 7 102 22	9 11 2 3 25 4	6 8 1 4 5	3 2 3 3 2	2 2 1 9 2	18 26 11 9 28 33	5 2 1 2 2 2	5 1 1 1 4	23 13 6 11 28 26	10 3 3 1 2	4 4 2 19 4 1	15 1 3 4 12 15	2 2 1 1 3 1	8 11 6 8 38 17		52 20 12 23 53 61	

MORTALITY STATISTICS

TABLE 5.—DEATHS (EXCLUSIVE OF STILLBIRTHS)

["Urban" includes cities of 10,000 inhabitants or more in 1920; the remainder of the State is included in "rural." White and colored are shown separately for minor contain State insane asylums, State hospitals, etc. Numbers under causes of

AREA AND COLOR		All causes	Ty-phoid and para-typhoid fever	Mala-ria	Small-pox	Mea-sles	Scarlet fever	Whoop-ing cough	Diph-theria	Influ-enza	Ery-sipelas	Me-ningo-coccus menin-gitis	Tuber-culosis of the respi-ratory system	Tuber-culosis of the menin-ges, etc.	Other forms of tuber-culosis	Cancer and other malig-nant tumors	Rheu-matism
			1	5	6	7	8	9	10	11	21	24	31	32	33-37	43-49	51, 52
INDIANA—continued																	
1	Elwood	130						1	2	3			8	1	2	6	1
2	Evansville	1,207	4	2		4	2	5	3	53			51	3	6	103	1
3	Fort Wayne	1,314	8	1			2	5	7	33	3	2	58	3	6	171	1
4	Frankfort	188			1		1			19			3		2	14	
5	Gary	1,036	2			15		11	7	66	2	4	56	5	7	57	9
6	Hammond	615				1		1	9	29	2	1	23	1	2	58	3
7	Huntington	180	1							5			4			18	
8	Indianapolis	4,481	12			5	4	10	21	152	10	5	187	22	34	412	8
	Colored	857	3				1		2	18	1		95	3	13	31	3
9	Jeffersonville	164	1			1				4			9		1	7	2
	Colored	37								3			4			2	
10	Kokomo	382	1					1	4	37			15	1	1	33	
11	Lafayette	552	2	1				1	2	17			18	2	1	51	2
12	La Porte	259						1		16		1	6		1	29	
13	Logansport	300	4				1	2	1	13			8		1	28	
14	Marion	368	2			1		1		24		1	12		2	26	
15	Michigan City	326					6			6			18		1	26	
16	Mishawaka	244						2		12			6		2	24	1
17	Muncie	615			2	5		2	4	35	1		14	1	2	45	1
18	New Albany	372				1				22	3		20			34	2
19	New Castle	169	1			1	2	3	2	10			5		1	8	1
20	Peru	149							2	11			3		2	16	
21	Richmond	307							3	16	3		14		2	27	1
22	South Bend	994	1			2	1	6	3	42	1	2	36	8	2	83	2
23	Terre Haute	1,004		1	1			6	2	35	4	2	40	3	6	88	6
24	Vincennes	333	1				1	1	1	13	2		22	1	2	14	1
25	Whiting	66						1		1			6			3	
IOWA																	
26	Boone	159	1						1	4	1		1		1	18	
27	Burlington	398					1	2	3	21			16			51	1
28	Cedar Rapids	625						3		27		2	14	2	1	55	2
29	Clinton	410						1	5	16	1		9	1		30	1
30	Council Bluffs	648	2				1	3	6	41	1	2	10		3	72	
31	Davenport	815	1				2		1	35	3	1	40	1	2	82	2
32	Des Moines	1,725	2				5	2	1	76	1	5	86	4	10	203	1
33	Dubuque	649				1	1			22	1	1	35	1	3	83	2
34	Fort Dodge	271						2	1	7		1	4	1	1	25	1
35	Fort Madison	160								11			11			7	1
36	Iowa City	494		1			1	1		11	3		15	2	4	83	2
37	Keokuk	257	2				1	1		6	1		9	1	1	29	
38	Marshalltown	278	1					1	2	11			8		1	29	2
39	Mason City	292	1				1			24			7	1	1	24	1
40	Muscatine	243						2		8			5		1	32	1
41	Ottumwa	937					4	2	2	14	1	1	16		1	42	2
42	Sioux City	375	3			1		3		70	1		21	1	6	86	4
43	Waterloo	447				1	2	2	5	20	4		4			47	
KANSAS																	
44	Arkansas City	180							2	11			3			12	2
45	Atchison	154	2						1	14	1		3			18	
	Colored	34							1	1			3				
46	Chanute	167		1						7			5		1	16	1
47	Coffeyville	187					1		1	15	1	1	6		1	16	
	Colored	42								3			2		1	1	
48	Eldorado	141							1	8			6	2		11	
49	Emporia	240					1	3		16	1		5		4	22	
50	Fort Scott	239								13			3		2	20	
51	Hutchinson	331	1					1	1	28			5	1	2	27	1
52	Independence	170					1			12	1		7		2	13	1
53	Kansas City	1,325	2	1		3	3	12	6	72	2	8	58	5	14	120	2
	Colored	387								25			41		5	24	
54	Lawrence	212								10		1	5			22	1
	Colored	40						1		3			3				
55	Leavenworth	224						1	1	17	1		9		1	26	
	Colored	41								6			2			1	
56	Parsons	244	1				1		1	17			11			23	2
57	Pittsburg	222				1			2	28			7		2	13	
58	Salina	259			1		1	5		16			6			34	
59	Topeka	897	2			4	2	5	3	52	5		18	1	6	79	3
60	Wichita	1,280	5		1		3	9	5	52	3	1	45	3	3	135	4
KENTUCKY																	
61	Ashland	342	3				1	2	5	23			17	3	5	16	3
62	Covington	1,109	3			8	1	5		34	2		69	2	2	100	2
63	Henderson	133	1				1			9	1		3	2		10	1
	Colored	61		1						2			7		2	3	
64	Lexington	721	6			2		1	3	17	3		41	2	3	44	1
	Colored	354	1							8			28	1	3	22	3

1 Excludes collision with railroad trains and street cars.

DEATHS FROM IMPORTANT CAUSES, BY COLOR

77

FROM IMPORTANT CAUSES, BY COLOR: 1928—Continued

subdivisions when the colored population formed at least 10 per cent of the total, or numbered 10,000 or more, in 1920. Minor areas which are designated by asterisks (*) death correspond to those of the 1920 revision of the detailed International List]

Dia- betes melli- tus	Cere- bral hemor- rhage and soften- ing	Dis- eases of the heart	Bron- chitis	Pneu- monia (all forms)	Diar- rhea and enter- itis (under 2 years)	Ap- pen- dicitis and typh- litis	Her- nia, intes- tinal ob- struc- tion	Cir- rhosis of the liver	Neph- ritis	Puer- peral septic- emia	Other puer- peral causes	Con- genital mal- forma- tions and dis- eases of early infancy	Sui- cide	Homi- cide	Automobile accidents			Other external causes	Un- known or ill-de- fined dis- eases	All other causes
															Pri- mary	In collision with— Rail- road trains	Street cars	175-187, pt. of 188a, b, 188d- 196, 201-203		
57	74, 83	87-90	99	100, 101	113	117	118	122	128, 129	146	143-145 147-150	159-163	165-174	197-200	188c	pt. of 188a	pt. of 188b	175-187, pt. of 188a, b, 188d- 196, 201-203	204, 205	
5	18	23		10			6	1	11	2	1	9	2	1	2			7		8
27	82	207	1	107	20	36	14	15	122	4	4	50	16	15	19	1	1	57	2	167
36	123	193	5	72	11	25	14	4	120	6	14	72	18	6	27		1	39	1	222
4	31	19		10	3	3	3		14		1	7	4		2			13		34
9	64	106	3	153	16	18	14	4	49	7	11	71	12	24	35	11	2	60	1	125
9	27	100		64	10	9	7	10	42	4	4	39	11	8	17	15	1	41		67
3	18	44		6	5	5	2	3	12	1	3	8	2		5	1		7	2	24
79	327	873	15	390	68	77	34	26	374	26	26	181	69	23	106	8	4	153	2	738
6	39	164	4	107	16	9	6	12	111	4	10	29	4	16	14	2		24		110
5	16	23		12	3	2	1	2	26	1		6	4	2	3	2		8		23
9	33	63	1	26	6	2	1	5	32	2	2	27	5		3	1	1	25		45
8	43	134	3	42	8	17	7	3	29	2	2	26	6	1	15	1	1	24		83
4	20	62	1	8	2	11	5	1	24		3	17	2		2	2		12		29
7	29	34	2	19	4	11	5	4	54	1	3	8	7	1	9			10		32
6	42	78	3	18	2	4	4	6	26		2	22	4		8	3		10		56
4	22	56		23	4	6	2	2	31	3	3	17	7	3	12	4		17		53
3	20	31		20	4	1	4		15	1	3	31	2		9			14		35
10	57	98	1	50	22	9	8	2	51	7	1	23	10	5	16	5	2	21	1	99
9	24	74	1	22	5	12	3	2	34	3	1	21	6	3	7	1		17		44
3	12	26	1	10	10	5	1	3	14		3	12			3			7		26
4	9	23	1	12	1	1	1	2	10	1	1	6		1	7			11		24
5	23	73	1	13	8		1	1	33			13	7	2	1	2	1	9	2	42
16	75	185	4	94	15	13	4	7	87	5	4	70	13	3	34	2	2	49	3	130
23	81	157	1	70	10	18	15	6	97	11	9	47	19	10	23	2	1	48	1	146
5	21	63	1	25	10	5	2	2	18	4	1	18	2	3	9	5		35		45
2	5	10		10	3			1	6			4	2		2	2		5		25
4	14	24	2	7		5			11	1	2	15	2	1	4			6	1	33
5	44	74		15	4	6	4	2	27	2	2	20	11	2	2			20		63
13	80	94	2	27	3	9	13	5	51	2	3	42	13	2	19	1		38		102
7	40	76	1	29	4	10	3	4	32	2	2	21	8		5			29	1	72
7	57	89	2	53	9	16	10	6	38	5	5	32	8	3	9	2		23		123
14	84	156	4	59	3	15	16	9	52		3	39	23	1	11	1		33		122
37	130	254	4	123	8	33	22	5	109	1	6	92	31	15	25	6	3	82		342
6	56	114	6	34	16	18	9	4	36	1	3	40	5	1	4			35	5	108
2	22	34		40	2	14	10	3	11	3		9	3	1	9	1		12		52
1	14	27	1	15	3	7	4	2	7	1	2	13			2	2	1	6		20
8	23	49	3	20	15	7	7	4	24	3	4	20	9	1	8	3		22	3	149
11	30	42	1	13		5	7	2	20	2	1	11	3	1	3			16		36
4	22	56	1	13	1	5	4	2	18		1	16	4		3			15	1	57
6	14	47	1	17	5	15	5		13	2	1	21	4	1	3	1		17		59
7	25	43		5	7	4	3	1	21	1		10	3		4		1	12		47
7	27	62		29	3	14	7	2	23	2	4	19	5	2	5	1		19	2	57
15	60	133	2	69	4	25	22	8	40	7	10	91	19	6	19	3	1	45	3	159
12	30	57	2	47	4	10	10	3	45		4	23	9	1	7			24	1	73
3	19	19		15	3	3	2	2	15		2	15	3	1	4	1		11		32
2	13	17	1	7	4	1	1		24			8	1	1	1			8	1	26
2	3	7		1	1	1	1		3			2			1					5
2	15	19	3	8	6	7	3	1	6	3	1	6	1	2		1		10	1	41
5	12	36		8	5	10	1		12	1		12	5		1			10		27
1	4	9		5	2				2		1	3		2						6
2	8	26		9	4	2	2	1	12		2	9	2		6			11	1	16
3	20	35	2	10	2	7	1		26	8	8	7	3		2	2		16		36
7	23	47		8	2	6	2		14	5	1	10	1	2	2			8		57
5	26	39	1	17	5	14	6	2	30		6	23	6	2	10	1		15		55
2	16	26	4	4	4	5	2	1	13		1	14	2		1			4		33
23	88	196	8	127	27	18	12	11	118	8	7	73	14	7	10			60		202
10	38	49	1	35	6	3	3	4	52	2	5	2		16	8			12	1	41
3	30	29	1	11	1	1	1	1	14		2	7	5		7			13		47
1	7	9		1	1	1	1		3		1	2		1						6
4	22	36	1	9	1	2	1	2	15	4	1	9	2		3			8		48
1	15	15							2			1						3		8
12	29	35	1	11	9	5	3	1	16	2	1	6	1	1	3			11	1	40
3	22	34		14	4	1	3	1	23		1	10	3	1	2			5	1	36
4	22	29	3	13	5	10	1		17	1	3	10	3		4			10	6	55
12	91	160	1	53	11	14	17	6	83	4	7	37	11	4	22	1	1	57	1	134
20	131	173	5	77	32	38	7	4	96	8	12	63	12	14	19			42	3	244
4	15	27		35	13	9	4	2	21	2	3	26	4	4	8			29		58
16	80	197	6	98	12	23	16	7	118	2	7	62	4	11	30	1		45	4	142
4	9	25	1	7	4	7	2	1	6	4		4	3		2			11		14
11	43	108	9	70	12	19	12	6	13	1		1		3	1			4	1	6
4	22	62	2	36	3	7	3	1	73	5	3	30	9	4	11			35	1	145
									43		3	10	3	10	4			10	1	64

MORTALITY STATISTICS

TABLE 5.—DEATHS (EXCLUSIVE OF STILLBIRTHS)

"Urban" includes cities of 10,000 inhabitants or more in 1920; the remainder of the State is included in "rural." White and colored are shown separately for minor causes of death. Numbers under causes of death are shown in parentheses. Numbers under causes of death are shown in parentheses.

AREA AND COLOR		All causes	Typhoid and paratyphoid fever	Malaria	Small-pox	Measles	Scarlet fever	Whooping cough	Diphtheria	Influenza	Erysipelas	Meningococcal meningitis	Tuberculosis of the respiratory system	Tuberculosis of the meninges, etc.	Other forms of tuberculosis	Cancer and other malignant tumors	Rheumatism
			1	5	6	7	8	9	10	11	21	24	31	32	33-37	43-49	51, 52
KENTUCKY—continued																	
1	Louisville..... White.....	3,529	10		1	14	8	8	16	69	10	5	152	20	20	323	9
	Colored.....	1,108	1	2			4	1	1	22	3	1	68	5	9	56	3
2	Newport..... White.....	328	1			1			3	16		1	18			30	
3	Owensboro..... White.....	329	2			5		1	3	32			21	2	3	21	1
	Colored.....	55								5			7		1	4	2
4	Paducah..... White.....	391	5	1		10		3	1	18	1	1	24	1	3	21	4
	Colored.....	181	2	2		4				7			15	1	2	8	
LOUISIANA																	
5	Alexandria..... White.....	213				5		2	3	13			7			16	
	Colored.....	181		2		1		1		7			20		1	5	
6	Baton Rouge..... White.....	167		1				1	2	16		2	4	1		18	
	Colored.....	159	1	1				1	1	8	1	1	12	1	2	8	
7	Lake Charles..... White.....	148								3			6	1		9	
	Colored.....	100				1		1		3			9			1	
8	Monroe..... White.....	220	2	2		1		2	4	8		1	3			12	
	Colored.....	126	1							5			10			5	
9	New Orleans..... White.....	4,923	16	1		2	5	14	21	167	7	7	321	3	9	424	10
	Colored.....	3,319	17	2	1	2	1	13	13	127		4	321	3	27	164	6
10	Shreveport*..... White.....	722	5	9		9	2	2	11	26		1	19	2	2	58	
	Colored.....	916	16	3		3		4	4	25		1	55		6	38	1
MAINE																	
11	Auburn.....	210	1						2	3	1		8	1	2	20	
12	Augusta*.....	322	1			3		4	1	4	5		15		3	18	1
13	Bangor*.....	601	5					4		13	5		23	2	6	67	
14	Bath.....	140				3			1	2		1	1	1		16	
15	Biddeford.....	259	2			2	1	3	1	9	2		10		3	23	
16	Lewiston*.....	551	2					1	1	10		1	10		5	52	2
17	Portland.....	1,098	5			1	1	4	5	8		2	28	3	3	154	4
18	Sanford town.....	144				1	1			6	1		4	1		16	
19	Waterville.....	208	1			1	1	3		7			3	2	1	14	
MARYLAND																	
20	Annapolis..... White.....	82								2			1		1	10	
	Colored.....	78								2			5		1	1	
21	Baltimore..... White.....	8,970	23			54	4	46	54	114	13	6	395	23	41	1,009	43
	Colored.....	2,959	12	1		12		38	8	40	3	2	323	19	27	131	9
22	Cumberland.....	505	2			2				9	1		16		3	39	
23	Frederick..... White.....	227				4			1	5			3			17	1
	Colored.....	18											3	1			
24	Hagerstown.....	471	7			10	1	1	6	6			15	2	2	41	1
MASSACHUSETTS																	
25	Adams town.....	122					1	1					6		1	10	
26	Amesbury town.....	147	1					1		1			4			18	
27	Arlington town.....	310				1	1			4			11	1		36	
28	Attleboro.....	267	1				1	1		4			24		1	24	1
29	Belmont town.....	136	1			1					1		7			18	
30	Beverly.....	271									1		3		1	33	
31	Boston..... White.....	11,132	5			84	30	47	66	63	29	17	513	46	29	1,201	19
	Colored.....	436				2		1	1	4	3		71	6	2	30	1
32	Braintree town.....	138						1		3			45			8	
33	Brockton.....	726	1			1	2	2	2	4		1	21	1	3	75	1
34	Brookline town.....	492				8	1	1		2			18		4	99	2
35	Cambridge.....	1,478	1			11		8	9	6	1	1	108	3	1	159	7
36	Chelsea.....	568		1		3	1	1		4	2	1	31	5	5	58	1
37	Chicopee.....	317	2					3	3	15	1	1	28	2	2	30	1
38	Clinton town.....	141					1			3		1	5			16	1
39	Danvers town*.....	345								3	5		16		3	18	
40	Dedham town.....	106				2				2			4			8	
41	Easthampton town.....	84						1			1		4			9	1
42	Everett.....	346				5		7		3			8			37	1
43	Fall River.....	1,417	6			19	2	3	4	20	3		107	5	10	138	1
44	Fitchburg.....	468		1		7			4	6	1		23	4	3	46	1
45	Frammingham town.....	269				1		2		4	1		12	2	1	25	3
46	Gardner town.....	234	2			1		1		5	2		8	2	1	23	
47	Gloucester.....	276							4	1			8			29	3
48	Greenfield town.....	174							3	2		2	3	1	1	24	
49	Haverhill.....	584					1	3	1	3			23	2	1	74	1
50	Holyoke.....	713				4	3	5	5	11	1		40	12	3	74	4
51	Lawrence.....	922	2				2	7	6	14	2	2	26	6	5	114	5
52	Leominster.....	239					1	4		14			6			23	
53	Lowell.....	1,402				8	1		13	8	1	1	69	4	6	139	1
54	Lynn.....	1,177		1		11	3	3	7	13	1	1	23	4	7	128	4
55	Malden.....	526				5	2	3	2	11	2		15	2	3	59	1
56	Marlborough.....	179				2				2	1		4	1		27	
57	Medford.....	456				3		1	2	2	3		12	2	4	50	2
58	Melrose.....	260	1			1			1	2			5	1	1	45	
59	Methuen.....	215				2			3	3			12	2		26	

Excludes collision with railroad trains and street cars.

DEATHS FROM IMPORTANT CAUSES, BY COLOR

79

FROM IMPORTANT CAUSES, BY COLOR: 1928—Continued

subdivisions when the colored population formed at least 10 per cent of the total, or numbered 10,000 or more, in 1920. Minor areas which are designated by asterisks (*) death correspond to those of the 1920 revision of the detailed International List]

Dia- betes melli- tus	Cere- bral hemor- rhage and soften- ing	Dis- eases of the heart	Bron- chitis	Pneu- monia (all forms)	Diar- rhea and enter- itis (under 2 years)	Ap- pen- dicitis and typh- litis	Her- nia, intes- tinal ob- struc- tion	Cir- rhosis of the liver	Ne- phri- tis	Puer- peral septic- emia	Other puer- peral causes	Con- genital mal- forma- tions and dis- eases of early infancy	Sui- cide	Homi- cide	Automobile accidents			Other external causes 175-187, pt. of 188a, b, 188d- 189, 201-203	Un- known or ill-de- fined dis- eases	All other causes
															Pri- mary	In collision with—				
																Rail- road trains pt. of 188a	Street cars pt. of 188b			
57	74, 83	87-90	99	100, 101	113	117	118	122	128, 129	146	143-145 147-150	159-163	165-174	197-200	188c	pt. of 188a	pt. of 188b	204, 205		
77	234	629	18	325	83	61	36	23	284	13	20	208	39	21	72	2	7	113		599
12	76	212	17	152	17	11	8	7	123	9	3	36	5	48	8			30	1	157
8	33	65	4	23	11	8	2	3	33		4	16	4	6	1			13		33
6	24	33		24	17	8	5	2	22		3	19	1	3	8			11	1	50
1	5	7		4	3	1	2		4	1		1		2				2		3
6	22	51	3	29	8	21	4	3	18		3	16	7	3	6	2		25	3	68
1	15	28	4	18	4	1	1		18	1	1	3		9	1			5	5	25
3	5	22		15	4	10	4		17	3	7	14	3	1	9			17	1	32
	4	24	1	15	8	1	5	2	18		5	5		3	2			10	1	40
2	8	28	1	7	7	3	1		16			7	2	1	9			5		25
	10	28		11	2	3	3	3	19	2	1	7		5	5			4		21
2	9	18		5	3	5	5	1	17	1	3	9	2	1	6	2		8	5	27
	4	8		10	3	3	1		17	1		5			1			4	11	17
4	10	9		8		20	6		12	4	6	15		4	9			21	1	56
	10	9		11		9			6		3	3		7	6			6	2	33
90	294	982	16	347	74	96	53	73	618	40	45	188	72	36	79	5		200		608
27	187	613	13	343	74	33	37	39	352	29	28	137	10	78	35			119	1	461
9	35	89	1	41	11	33	11	2	45	10	5	44	16	5	20	3		30	5	161
11	23	88		63	6	31	19	9	69	11	9	33	1	46	8			28	42	263
3	27	51	2	10	1		1		28		1	13	1		2			5	2	25
3	29	72	2	25	3	5	5	1	13	2	3	17	3		4			11		69
14	48	67	4	48	1	17	5	1	37	1	5	25	4	3	6	1		31	18	140
1	4	38	1	14					18	1	3	11						8	1	15
6	32	41	1	20	5	1	3	2	12		3	16	1		8			12	2	38
11	29	86	4	27	14	15	7	2	54	2	8	64	2	1	9			38	2	92
23	86	207	10	64	2	27	10	3	79	4	11	70	8	4	17	1		48	3	203
1	15	25		6	3	6	1	2	14			16	2		3			5	2	16
5	17	38	1	15	4	4	3	3	15		7	20				1		11	1	27
1	7	12	2	5	2		1		20		1	3			1			2	1	10
	4	13	1	13		1			9			5		4	1			4		12
200	652	1,712	41	891	126	117	93	48	919	25	50	443	118	34	156	2	2	358	5	1,153
27	184	446	8	467	53	25	31	3	290	9	24	171	10	38	29			103	1	429
14	21	96	2	29	12	16	5	4	55	6	6	46	8	3	12			29		69
2	19	33	1	19	3	4	5		23	1	3	16	2		12			21		32
1	2	5		1											1					4
10	34	69		37	14	3	3	3	40	1	4	29	7	1	16	2		14	2	90
1	2	19		14	2	2	1	3	8	2	2	11	1		5			9		21
3	16	24		17	1	1	1		14			14	2					5		24
10	35	75		18	2	1	3	1	30	1		20	3		7			8		42
4	15	55		22	1	3	1	3	40	1	5	14	4	1	4			13	1	23
2	19	26		15				2	11			4			2			5		20
4	33	83	1	20			5		18	1	1	25	4		3			10		26
165	650	2,402	29	1,258	207	178	117	65	619	43	91	677	109	21	137			487	4	1,724
15	23	76		52	4	3	3		39		2	17	3	6	1			12		68
	11	29		8	2			3	7		1	1			1			6		12
13	64	163	4	43		14	7	5	45	5	7	60	10	1	17			31	1	122
11	42	120	2	33	1	4	5	7	49			6	2		1			12	1	66
31	118	349	9	150	15	15	11	6	75	3	15	79	10	1	26		1	56		193
11	32	120	1	70	6	6	4	8	46	2	3	29	5	1	15			22	2	72
1	24	65	2	33	11	1	1	2	22			31	2		2			6		24
3	22	20	2	12	1	2			5		1	13	1	1	3			9	1	18
2	33	81		38		1	3	1	7		2	5	4		2			13		107
2	9	34	2	12	3			1	3			2	1		2			6		13
1	6	23		10					9			8	2		1			2		40
5	31	96	1	41	2	1	4	4	23	1	1	12	1	1	6			10		45
28	99	263	13	119	30	22	20	6	137	5	5	90	13	1	24			40	1	183
5	39	94	4	36	2	5	7	3	32		3	38	6		9			21		68
5	23	59		23	2	6	2		26	1	2	18	5	1	6			13		25
4	22	59		14	3	3	3		21	1	2	14	2		3			12		26
7	37	59		16	2	1	4	2	18	1	2	18	5		3			12		44
17	16	33	1	12		3	3	1	21		1	6	4	1	6	2		6	2	20
18	50	132		51	3	8	8	4	30	3	3	36	7		9			21	2	91
13	49	136	3	70	10	9	6	5	53	3	6	43	5	3	7			30		94
13	94	191	3	80	12	21	7	6	59	1	11	61	12	1	20			37	2	100
2	23	51	4	18	3	3	2	1	18	2		13	5		2			10		34
25	105	290	20	119	40	17	7	10	62	2	9	85	14	4	17			56	3	266
27	106	269	9	86	19	16	8	2	106	5	10	73	20		16	1		62	1	135
13	41	103	3	45	1	12	4	1	33	2	5	26	3		10			14		105
6	20	42	2	15	1	3	1	3	11		2	6			5			9		14
4	50	107	5	33	7	1	3	2	32		4	24	5	1	9			16		72
5	25	55	1	17		4			24			14	2		3			7		46
7	19	46	3	18	1	4	2	2	15			13	3		1			11		22

MORTALITY STATISTICS

TABLE 5.—DEATHS (EXCLUSIVE OF STILLBIRTHS)

["Urban" includes cities of 10,000 inhabitants or more in 1920; the remainder of the State is included in "rural." White and colored are shown separately for minor contain State insane asylums, State hospitals, etc. Numbers under causes of

AREA AND COLOR		All causes	Ty-phoid and para-typhoid fever	Mala-ria	Small-pox	Meas-les	Scarlet fever	Whoop-ing cough	Diph-theria	Influ-enza	Ery-sipelas	Me-ningo-coccus menin-gitis	Tuber-culosis of the respi-ratory system	Tuber-culosis of the menin-ge, etc.	Other forms of tuber-culosis	Cancer and other malig-nant tumors	Rheu-matism
			1	5	6	7	8	9	10	11	21	24	31	32	33-37	43-49	51, 52
MASSACHUSETTS—continued																	
1	Milford town	180					1			4			9	1		16	3
2	Natick town	165					1	1	1	5			3			26	
3	New Bedford	1,343	3			3	1	8	14	22	3	1	98	16	9	119	2
4	Newburyport	220								5			4		2	33	1
5	Newton	806				5				3	5	1	25	1	5	73	
6	North Adams	274					1	2	1	5			4	2	2	37	
7	Northampton*	493						1	1	5	2	3	58	1	2	38	
8	Northbridge town	112								4	1		7	1		10	1
9	Norwood town	150				6				1			6	1		9	2
10	Peabody	205						2		3	1		5	1		28	
11	Pittsfield	651	3					2	2	11	3	1	15	4	1	65	1
12	Plymouth town	195				4			1	8	1		2	1	3	25	
13	Quincy	570				7	3	4	1	7		1	19	2	3	65	
14	Revere	192					2	2		2	1		9		3	25	1
15	Salem	527				1	3	2	4	3		1	16	3	5	69	2
16	Saugus town	111								4			3			12	2
17	Somerville	1,050	2			10		7	7	7	5	1	33	2	1	97	4
18	Southbridge town	135						4	3	4			2			21	1
19	Springfield	1,716				7	2	4	29	21	4	3	54	8	11	177	3
20	Taunton	638				2	2	5		10	2		46	3	3	52	1
21	Wakefield town	130				1				1	1		3		1	17	1
22	Waltham	348						7	2	3			17	3	3	33	
23	Watertown town	207				1	1			4	1		6	2		26	
24	Webster town	111				1		5	2				3	1		13	1
25	Westfield	215						1	3	5			19		2	26	2
26	West Springfield town	131							4	2	1		4			14	
27	Weymouth town	223				2				4			7		1	27	
28	Winchester town	127								1			3			17	
29	Winthrop town	140								4			3		1	18	1
30	Woburn	210				1	1		3	4			6			16	
31	Worcester	2,665	1			6	3	8	13	37	5	2	135	6	14	277	5
MICHIGAN																	
32	Adrian	230					1	2	1	10	1		9		1	15	
33	Alpena	168				3				4			8		1	17	
34	Ann Arbor*	967	1			2	2		5	13	2	3	45	5	20	141	2
35	Battle Creek	597	1	1				1	1	26	3	1	7	1	3	69	
36	Bay City	673	3			4	2	2	2	35		2	20	6		83	5
37	Benton Harbor	211	3				1		1	13			7	1		14	1
38	Detroit	14,028	12			154	66	74	217	296	36	90	729	73	73	977	74
	Colored	2,033	3			18	4	11	15	37	4	18	370	43	32	33	10
39	Escanaba	216								7		1	6		2	12	
40	Flint	1,523	2			27	10	13	4	48	6	11	56	7	6	77	11
41	Grand Rapids	1,787	1			2	1	7		02	8	2	41	1	8	184	4
42	Hamtramck	402				2		2	8	8	1	3	23	2	2	17	
43	Highland Park	600				6	4	1	4	12	2	5	13	2		33	1
44	Holland	136								6			5	1		16	1
45	Ironwood	120	1			1		1		12		2	7		1	7	2
46	Ishpeming	130				1				6			3	1		14	2
47	Jackson	779	2			1	1	5		17	3	1	21	2	7	76	1
48	Kalamazoo*	998	2			1		3	3	15	3		32	2	6	84	1
49	Lansing	902	2				9	3	1	36	5	1	17	1	4	82	4
50	Marquette	179				3				3		1	5	1	1	12	
51	Monroe	216	1				1	3		10	1		7	1		14	
52	Muskegon	543							4	21		2	13	4	3	52	
53	Owosso	239						1	2	12	1		9	2	2	17	1
54	Pontiac	664				7		13	5	19			5	3	5	50	2
55	Port Huron	458				3	2	2	4	9		2	11		3	38	2
56	Saginaw	1,063	4			4	3	3	3	42	1	4	31	1	1	74	2
57	Sault Ste. Marie	195	2				3			2		4	10	1	1	19	
58	Traverse City*	319	1		1					3			24		3	23	4
59	Wyandotte	251				3	1	2	7	5		1	10	1	1	19	
MINNESOTA																	
60	Austin	148					1			6			5		2	16	2
61	Duluth	1,197						4	2	52	3	4	57	4	7	131	4
62	Faribault*	217							2	24			16		5	17	1
63	Hibbing	120						2		6	1		2			5	
64	Mankato	225					1		1	9			6	2	2	30	
65	Minneapolis	4,946	1			6	13	13	23	160	15	11	134	12	21	627	11
66	Rochester*	936					2	1	1	11	3	1	14	2	7	269	
67	St. Cloud	278				1	1	1		13	1	1	7	3		21	3
68	St. Paul	3,044	4				2	9	4	92	11	5	158	14	28	343	4
69	Virginia	111								2	1	1	3	1	1	9	1
70	Winona	264							2	9		1	7		5	29	
MISSISSIPPI																	
71	Biloxi	156				1		2		17	1		3		1	11	
	Colored	49						2		1			2			4	
72	Columbus	79	1			1		1	2				3			2	
	Colored	151	2			1			1	8			18		3	7	1
73	Greenville	132	2	2		3		1		3			1			7	
	Colored	291	2	4				1	1	11			18			9	

* Excludes collision with railroad trains and street cars.

DEATHS FROM IMPORTANT CAUSES, BY COLOR

81

FROM IMPORTANT CAUSES, BY COLOR: 1928—Continued

subdivisions when the colored population formed at least 10 per cent of the total, or numbered 10,000 or more, in 1920. Minor areas which are designated by asterisks (*) death correspond to those of the 1920 revision of the detailed International List]

Dia- betes melli- tus	Cere- bral hemor- rhage and soften- ing	Diseases of the heart	Bron- chitis	Pneu- monia (all forms)	Diar- rhea and enter- itis (under 2 years)	Ap- pen- dicitis and typh- litis	Her- nia, intes- tinal ob- struc- tion	Cir- rhosis of the liver	Ne- phri- tis	Puer- peral septic- emia	Other puer- peral causes	Con- genital mal- forma- tions and diseases of early infancy	Sui- cide	Homi- cide	Automobile accidents	Other external causes	Un- known or ill-de- fined dis- eases	All other causes
57	74, 83	87-90	99	100, 10	113	117	118	122	125, 129	146	143-145 147-150	159-163	165-174	197-200	188c	175-187, pt. of 188a, b, 188d- 196, 201-203	204, 205	
3	28	41		18	2	5	2	1	8		1	14	2		4	6		1
2	15	35		14					10		2	10			5	9		2
29	120	252	7	94	17	22	11	8	72	4	12	101	16	2	20	41	8	208
3	17	64		12		2			22			10	1	1	3	15	1	24
14	59	160	2	34	3	5	3	3	43	3	6	24	8		11	30	1	79
4	28	61	2	12	6	2	1	3	34	1	2	20	2		3	9		30
10	56	100		20		8			46	1	3	12	4	2	3	14	3	100
4	7	26		11		1	1	1	6	1		12	1	1	5	2		9
4	9	33		12	1	6	2	1	9		2	9	2		6	5		24
1	15	41	2	14	4	2	2	2	16		3	13	7		4	13		28
16	56	120	1	60	4	16	8	2	51	4	6	26	6		14	37		115
7	24	38		10		3	1	3	10	3	2	9	1		3	14		22
17	43	130	3	53	3	3	5	8	50	3	1	33	12	1	7	23		62
1	17	38	1	33	4			2	15			7	2		3	4	2	18
13	55	149	5	29	3	3	6	5	18	4	2	36	1		9	13		67
5	12	26		10	1			1	12			6	4		2	2		9
16	89	249	6	133	10	4	7	4	56	4	6	77	5	1	18	33		156
3	16	30	1	6	3	1			12			11	1		1	1		17
43	117	345	10	138	10	33	13	11	176	9	18	105	17	2	26	82		238
17	51	171	1	47	9	4	8	5	35	5	3	26	3		10	24		93
2	19	25		14			1	1	8			6	3			8	1	17
5	32	70	1	31	2	6	6	1	19	1	3	17	7	1	8	14	1	55
7	15	71	2	11	1				20			10	2	1		3		22
4	9	29	1	11	1	1			5			11	1		1	2		10
5	19	36		18		1	2		34		1	12	1		3	4		20
5	15	25	1	11		1			10		1	8	3		1	7		18
5	22	64		11	1	2	2	3	20			11	1		4	14		20
2	19	20		10		1	1	1	7	1	1	12	2	1	6	11		11
6	11	28		14		1			23		2	9	2		1	2		12
4	20	45	2	7		3	3	2	20		2	19	3	1	8	8	1	28
50	189	507	14	290	25	41	22	12	258	14	26	143	27	4	35	120	1	375
3	20	54		11	1	6	1	1	12	3	1	12	1		5	9	1	46
3	13	35	5	8	1	2	1		4	3	4	12	2		4	5	1	32
15	36	110	4	74	6	23	17	6	49	9	6	44	4		25	31	2	263
12	60	101	2	34	3	12	7	9	43	2	7	38	12	4	18	30		85
16	53	120	1	34	4	17	7	9	35	4	5	48	7		11	27	3	108
9	16	36	3	18		7	2	1	14	2	2	13	2	1	7	12	2	26
238	763	2,410	84	1,534	273	258	160	124	710	94	105	1,113	221	130	345	530	14	2,033
14	57	250	11	334	31	39	17	11	98	11	18	97	11	99	15	56	3	263
2	32	40	6	11	1	5	3	5	8	1	5	16	1		5	19		26
23	93	196	6	172	90	24	11	4	53	15	21	179	13	6	42	58	4	234
42	176	370	5	99	22	29	18	4	110	14	15	119	15	2	33	78		280
2	9	74	4	56	13	5	4	7	22		5	37	14	9	12	19	1	41
8	31	96	2	65	2	13	10	2	40	5	8	49	14	5	45	36	1	81
	15	19	3	5	1	1	1		11		3	3		1	2	4		38
	8	17		11	1		1	2	4			15	4		2	4	1	16
3	10	31		9		2	2	1	7			4	2	1	1	7		23
14	74	162	6	38	3	15	6	8	77	3	3	48	6	1	18	33		130
16	74	207	4	46	5	24	11	3	54	4	9	49	11		19	39	4	262
13	76	172	3	43	7	23	7	10	56	10	11	62	9		28	40	1	161
4	15	60	1	11		5			8		2	10			3	6		28
4	25	36		10	7	2	1		12	1		21	2	2	12	10		27
8	57	86	5	46	1	11	4	4	26	6	3	52	6	3	8	25	3	90
5	20	47	2	17		7	3		8		4	22	2		2	14		36
5	60	78	9	75	15	8	16	2	20	9	7	63	11	13	35	27	1	94
8	37	70	6	40	12	14	3	2	51		4	14	3	2	14	26	2	73
16	85	185	6	140	31	20	15	7	63	4	7	78	4	2	25	42	1	166
2	18	30	2	7	1	4	1		8	1	2	13	4	1	6	10	1	42
6	42	38	1	21	1	7	3	2	17	2	1	3	3		3	7		102
1	21	32	2	13	7	2	4	2	10	4	2	28	7	2	9	17	1	36
3	8	28	1	10	3	2	2		3		2	7	1	1	5	14		24
19	91	170	6	81	5	21	9	6	43	6	12	93	26	4	13	51	2	270
5	9	31		19		4	3		15	1	3	10			2	6		41
3	13	17		10	1	3	1	2	5	1	2	10	1	1	4	12		18
1	10	35	1	14	3	12	5	2	13		4	13	1		3	7		46
108	320	762	19	485	22	72	61	37	220	22	35	261	84	25	89	243	3	1,017
10	33	84	3	35	1	13	17	4	18	6	6	24	6	2	10	25	2	325
3	18	35		20	3	5	7	1	12	3	2	40	3		8	15		61
51	220	532	16	254	13	68	39	34	147	18	19	173	30	17	58	121	3	550
3	3	23		11	2	2	1	1	5	1	2	11	2		4	6		15
4	22	48	4	19	6	3	2	3	16		2				4	8	1	56
	5	33		9	6		5		17			9		2	1	14	3	16
	7	5		8	2	1			4			3				5	3	8
2	11	11		5	2	6			3		2	2		2	4	4		10
2	10	19		5	1			1	8	1	2	5		2	2	5	34	13
	7	12		20	3		2		18	1	1	12	3			10	2	20
2	31	32		19	5	6	8		29	3	3	3	1	8	5	13	30	47

MORTALITY STATISTICS

TABLE 5.—DEATHS (EXCLUSIVE OF STILLBIRTHS)

["Urban" includes cities of 10,000 inhabitants or more in 1920; the remainder of the State is included in "rural." White and colored are shown separately for minor contain State insane asylums, State hospitals, etc. Numbers under causes of

AREA AND COLOR		All causes	Ty-phoid and para-typhoid fever	Mala-ria	Small-pox	Meas-les	Scarlet fever	Whoop-ing cough	Diph-theria	Influenza	Erysipelas	Men-ingo-coccus menin-gitis	Tuber-culosis of the respira-tory system	Tuber-culosis of the menin-geae, etc.	Other forms of tuber-culosis	Cancer and other malig-nant tumors	Rheu-matism
			1	5	6	7	8	9	10	11	21	24	31	32	33-37	43-49	51, 52
MISSISSIPPI—continued																	
1	Hattiesburg..... White.....	166		1		3		2	2	8		1	6	1		12	
	Colored.....	135	1			1				11			5	1			1
2	Jackson*..... White.....	401	7	1		5		1	3	31	2	1	9			22	1
	Colored.....	463	1	1	1	1		2	2	29			28	1	2	25	2
3	Laurel..... White.....	259	1			4	1			29	1		4		2	18	1
	Colored.....	165	3			1			1	5		1	11		3	2	
4	Meridian*..... White.....	403	3	2		4		2	3	26	2	1	15		1	23	
	Colored.....	300	1	2						37			19		4	8	2
5	Natchez..... White.....	129						1		7			3		1	6	
	Colored.....	180		2					1	11			15		2	5	
6	Vicksburg*..... White.....	243	2	3		2		1	1	16		2	6		1	18	1
	Colored.....	550	4	4		1	1	3	1	16		3	35		3	17	
MISSOURI																	
7	Cape Girardeau.....	270	4	1				1	4	17		2	14			17	1
8	Carthage.....	156		1				1		8		1	14		2	15	
9	Columbia..... White.....	134	2					4		7			9		1	19	1
	Colored.....	73	2					1		1			4	1	1	2	
10	Hannibal.....	327	1		1				1	12			13			21	2
11	Independence.....	252	3			1	1		1	8		3	13		3	21	
12	Jefferson City..... White.....	230	6						1	8	1		11	1	1	16	1
	Colored.....	37	1										4		1		
13	Joplin.....	556	2	1		2		1	5	42			32	2	2	53	
14	Kansas City..... White.....	4,671	7	4	1	6	16	16	18	131	9	38	216	5	23	467	7
	Colored.....	922	2					9		21	1	24	131	5	8	32	2
15	Moberly.....	218	1			1		1		4	1		12		2	23	1
16	St. Joseph*.....	1,443	1	1		5	5	5	1	59	4		58		7	135	2
17	St. Louis..... White.....	10,083	12	5		31	22	30	62	169	23	44	338	24	35	1,085	16
	Colored.....	2,043	7	2		3	1	6	15	31	1	14	254	6	29	69	5
18	Sedalia.....	278	2			2		3		11			13			26	1
19	Springfield.....	821	5	3		1		7	1	55	4	2	38	2	5	72	1
MONTANA																	
20	Anaconda.....	180					1	4		15	2	2	5		1	19	2
21	Billings.....	272	4					4		13		5	6		1	24	2
22	Butte.....	702						7	2	26	1	11	47	1	3	50	1
23	Great Falls.....	385	3				1	1	1	28		1	7		2	44	1
24	Helena.....	213								10	1		4	1	1	23	1
25	Missoula.....	254	1				1			16		1	5	1		24	
NEBRASKA																	
26	Grand Island.....	265	2				2			11	1		1			29	1
27	Hastings.....	201						3		10		1	4			19	1
28	Lincoln.....	867	1				1	1	4	31	1	1	18	1	3	100	
29	North Platte.....	139					4	1		9	1		3			12	
30	Omaha..... White.....	2,674	9	1		2		4	17	111	9	8	71	5	8	277	4
	Colored.....	210						1		5			23		1	7	1
NEW HAMPSHIRE																	
31	Berlin.....	161					2			18	1		2		3	13	
32	Concord*.....	533				1			1	15	2		32		1	41	1
33	Dover.....	209	1				3			1			9	1	2	22	
34	Keene.....	176								4			7	1	1	29	1
35	Laconia*.....	200						1	1	4		1	4		4	16	3
36	Manchester.....	910	1			3	2	15	10	21	2	1	40	2	4	94	1
37	Nashua.....	387				1		2		4		1	13	1	2	37	3
38	Portsmouth.....	174	1				1	2	1	2			8	1		11	
NEW JERSEY																	
39	Asbury Park..... White.....	101	1						2	3			2	1		10	
	Colored.....	44								1	1		2		2	2	
40	Atlantic City*..... White.....	829				4	2		5	11	1	2	21	2	6	88	5
	Colored.....	291	1					2		2		2	10	3	3	9	
41	Bayonne.....	727	3			1	1	5	4	14	2	3	30	2	4	48	10
42	Belleville*.....	338	2			34	9	8	89	5	11	7	13	3		15	1
43	Bloomfield.....	195						1		6			4		3	28	1
44	Bridgeton.....	295				3			2	4	1		4	1		33	2
45	Camden.....	1,700	6			18	1	23	19	29	5	2	45	6	7	116	8
46	Carteret.....	59				1				2		1	1			2	
47	Clifton.....	229				1			2	7			13	2	1	20	2
48	East Orange.....	597				7		2	1	13			10	2	1	82	3
49	Elizabeth.....	1,366				10	4	4	22	23	4	5	36	4	12	117	5
50	Englewood*.....	300						3		4	1	1	5		1	28	1
51	Garfield.....	135				1		2	1	6	1		7	1		13	1
52	Gloucester.....	141				1		2		3			7	1		14	
53	Hackensack*.....	470	2			1				3			4		4	44	3
54	Harrison.....	98								1			5			7	2
55	Hoboken.....	862	1			10	1	3	25	10		6	33	3	2	61	4
56	Irvington.....	389				1			5	6	1		14	1		44	2
57	Jersey City.....	3,969	2			43	5	23	62	40	10	17	216	10	18	348	30
58	Kearny.....	299					1			4	1		9		3	26	1
59	Long Branch*.....	454	4							3	1	7	7	1		34	
60	Millville.....	203	1							2			7		1	23	

1 Excludes collision with railroad trains and street cars.

DEATHS FROM IMPORTANT CAUSES, BY COLOR

83

FROM IMPORTANT CAUSES, BY COLOR: 1928—Continued

subdivisions when the colored population formed at least 10 per cent of the total, or numbered 10,000 or more, in 1920. Minor areas which are designated by asterisks (*) death correspond to those of the 1920 revision of the detailed International List]

Diabetes mellitus	Cerebral hemorrhage and softening	Diseases of the heart	Bronchitis	Pneumonia (all forms)	Diarrhea and enteritis (under 2 years)	Appendicitis and typhilitis	Hernia, intestinal obstruction	Cirrhosis of the liver	Nephritis	Puerperal septicemia	Other puerperal causes	Congenital malformations and diseases of early infancy	Suicide	Homicide	Automobile accidents			Other external causes	Unknown or ill-defined diseases	All other causes
															Primary	In collision with—	Street cars			
57	74, 83	87-90	99	100, 101	113	117	118	122	123, 129	146	143-145 147-160	159-163	165-174	197-200	188c	Railroad trains pt. of 188a	pt. of 188b	175-187, pt. of 188a, b, 188d-196, 201-203	204, 205	
4	9	26	1	9	4	6	2		20		3	6	1	3	4	2		5	3	22
3	8	18		10	3	1		1	15			8		6	4			4	14	23
2	24	39		24	10	13	7	3	35	4	7	19	6		9	1	1	30	12	71
4	11	34	1	25	7	19	6	3	46	5	5	7	2	20	8	3		31	41	82
4	9	21		17	5	13	7		19	5	4	19	3		5	8		15	4	40
3	4	12		29	1	1	7		12	1	2	2		4	8			12	13	35
7	41	51		23	7	17	3		36		3	16	3		4			13	6	91
5	16	20	1	15	12	6	1	1	24	1	6	9		8	3			26	23	50
2	9	21	2	6	2	8	6		13	1		4	1	1	3	1		7	1	23
1	6	29		8	2	2	3	2	21		1	1		1	2	1		7	27	29
2	16	23		21	6	2	7	4	30		3	7		2	12	1		18	6	31
4	23	68	2	47	3	22	8	3	63	2	7	13		17	5			38	51	86
8	21	23	1	22	4	8	5	1	21	2	2	19	3	5	5	2		11		46
8	8	24	3	5	3	4	1	1	24	2	1	7	2	2	5			6		16
1	11	10		7	1	1	1	1	17		1	5			4			7		24
2	6	17		9	1			1	5	2		4		1				4		9
8	13	51		21	6	9	5	3	31	4	3	22	4	2	6	1		23	3	61
5	17	34	1	19	4	2	2	1	23	5	5	10	4	4	2	1		17		42
10	14	23		30	5	6	2	3	16	2		12	4	1	4			13		39
3	3	7		6			1	1	3			1			1					6
8	36	70		57	7	14	4	2	42	5	3	15	11	4	7	1	1	17	2	107
84	269	699	16	450	48	77	51	49	508	30	29	194	80	52	82	4	9	198	7	771
8	32	108		117	5	6	12	17	150	1	2	21		51	14			24		119
1	13	26		19	2	6		3	24	1	1	9	1	1	3			10	2	50
18	116	224	4	107	8	55	14	9	100	9	7	51	12	9	22	1	1	48	3	349
188	471	2,026	52	1,080	102	152	89	119	1,266	33	34	378	193	81	176	1	14	419	1	1,310
11	78	376	11	273	23	20	10	10	282	9	14	64	7	68	29			57	1	257
3	15	55	1	7	4	7	6		56	2	1	11		3	4			10	1	34
16	73	109	5	49	16	18	12	2	68	10	5	33	9	9	16	2	1	30	4	138
2	12	22	1	18	1	4	1	1	11		3	11	3	1	8			6		24
7	17	28		15	2	15	6	2	13	1	2	20	3		7			12		63
12	29	122	2	91	2	18	5	6	43	2	2	28	21	9	9			51	2	98
3	13	57	2	27	2	17	5	4	33	3	2	21	5	3	8	1	1	29	1	59
7	11	38		15	4	4	3	2	17	3	4	7	3	1	1			13	1	38
8	21	39		14	2	7	4	1	17	2	5	11	6	1	5			9	2	51
4	17	42	1	19	4	14	3	2	15	3	1	18	4	1	2			17	2	48
7	17	31		21	4	7	3	1	14		1	17	1	1	1	1		6	1	29
16	71	159		48	4	32	11	7	67	7	7	54	10		19			36	1	156
4	15	17		14	3	6	3		9	1	1	9			4			5	1	15
59	164	463	5	210	19	73	35	22	145	16	22	137	52	15	44		1	133	3	530
3	8	37		32	1	5	3	4	14	2	1	6	2	8	1			7	1	37
5	8	27		9	6	3		1	6	1		21	1		4			6		24
7	53	133	4	35	1	3	4	1	34	3	2	29			4			16		104
5	27	43		7	1	1	3	1	10		1	19	5					14		37
5	24	25	2	4	1	5		1	19	1	1	6	2		1			6		27
1	26	50		14	2	2	5		15		3	15	4		4			9		23
19	82	174	7	72	10	18	9	4	54	2	7	88	11		15			26	11	105
5	21	82	4	25	1	3	3		47	1	3	33	3	4	7			23		58
5	19	35	1	10	2	2	1	2	16		3	11	2		3			5		30
5	14	29		3	1				14			1	2					2	1	10
22	49	204	2	49	5	18	7	6	87	2	7	44	15	6	31	1		28		97
8	17	53	4	30	1	2	4	3	20		3	23	5	7	3			11		65
17	48	155	3	103	13	8	8	2	33	2	5	83	2	1	16			32	2	67
1	10	38	4	21	2	2		2	22			5	2	1				6		25
6	16	59	3	8	1	1	2		23		3	11	1		1			10		10
4	26	47	4	18	2	6	6	2	33		3	20	5	2	12			16		38
34	111	285	9	209	47	26	23	11	139	20	16	98	27	11	77	4		90		178
3	7	10		7	4			1	2		1	9	1					3		6
1	24	55	1	19	4			5	26			7	2					7	1	27
14	61	143	3	37	3	10	6	2	71	3		30	7	1	8			11		66
29	110	255	3	149	16	21	14	13	95	11	4	94	18	6	33	2	1	78	5	163
7	17	41		41	2	7	3	1	29		6	32	1	3	9	1		18		38
4	9	36		11	3		1	2	10	1		9	4	1				3		11
17	33	37	2	14	1		1	1	17	1	1	13	2					4		7
1	5	25	1	10		14	14		43	1	1	27	6	3	27	2		24	4	65
16	48	233	2	96	11	19	9	11	55	3	2	33	14	2	8			58		83
6	34	105	2	24	6	2		3	52	1	2	9	8	3	7			12		32
86	235	801	19	529	96	67	39	39	302	23	19	226	38	6	48	1	1	195	5	370
4	20	78		27	1	1	4	6	30	1	2	17	4		12			21	1	26
12	29	91		30	11	17	15	3	36	5	3	30	2	1	12	1		17		79
2	29	44		8	1	4	1	1	20	5	3	8	1	2	4			15		21

MORTALITY STATISTICS

TABLE 5.—DEATHS (EXCLUSIVE OF STILLBIRTHS)

["Urban" includes cities of 10,000 inhabitants or more in 1920; the remainder of the State is included in "rural." White and colored are shown separately for minor contain State insane asylums, State hospitals, etc. Numbers under causes of

AREA AND COLOR		All causes	Ty-phoid and para-typhoid fever	Mala-ria	Small-pox	Meas-les	Scarlet fever	Whoop-ing cough	Diph-theria	Influ-enza	Ery-sipelas	Men-ingo-coccus menin-gitis	Tuber-culosis of the respi-ratory system	Tuber-culosis of the menin-ge, etc.	Other forms of tuber-culosis	Cancer and other malig-nant tumors	Rheu-ma-tism
			1	5	6	7	8	9	10	11	21	24	31	32	33-37	43-49	51, 52
NEW JERSEY—continued																	
1	Montclair	White. 257				2		3		2	1		4		1	35	1
		Colored. 38								1			8			2	
2	Morristown*	404	1			1	1	1	3	2		3	9	4	3	37	
3	Newark	White. 4,743	5			31	3	12	28	42	7	6	192	9	23	482	35
		Colored. 752				5		5	4	17	1	2	73	6	5	29	6
4	New Brunswick	503	3			1	1	2	3	2		2	28	2	3	51	
5	Orange*	White. 528				1				12	1	1	13		2	52	4
		Colored. 82								1			2		3	5	
6	Passaic	795	1			3		1	8	14	2	1	19	5	2	73	6
7	Paterson	1,836	2	1		8	4	6	13	29	11	7	96	5	8	182	9
8	Perth Amboy	441	1			2		3	9	13	2	4	19	4	2	43	1
9	Phillipsburg	229				1			1	4	1		7		1	20	1
10	Plainfield	515				3	1	3	1	7	1		10	5	2	52	3
11	Rahway	156	1			2				2			2			16	1
12	Summit	151								8			3	1		18	
13	Trenton	1,839	3			3		3	2	19	3	3	68	2	10	134	7
14	Union City	444				4		4	5	12	1		17			58	2
15	West New York	176	1			3	1	1	1	3	1		17			10	2
16	West Orange	158					2		4	1			10			14	
NEW MEXICO ²																	
17	Albuquerque*	626	3	1		5	3	1		9	1		230	5	1	21	3
NEW YORK																	
18	Albany	1,994	1				3	9	5	24	1	5	102	5	9	217	8
19	Amsterdam	443					1	1	1	8	3	1	18		3	55	2
20	Auburn	515	1			1		2	3	2			15	2	2	58	
21	Batavia	278				2				2	1	1	5		1	30	2
22	Beacon*	185				1				8		1	21	1	1	21	
23	Binghamton*	1,116	1			2		6	3	10		1	46	2	7	109	4
24	Buffalo	7,673	12			35	32	26	60	36	24	9	424	38	44	679	18
25	Cohoes	306							6	4			19	1	1	33	
26	Corning	206	1							2	1		6			19	
27	Cortland	289								2			5	2	1	32	
28	Dunkirk	190	1				1			7	2		8	2	1	9	
29	Elmira	742	1			1		1	2	7	1		16		4	68	
30	Fulton	175	1						2	4	1		7			18	
31	Geneva	198								4	2		4	2	1	22	1
32	Glens Falls	307	1				1	1		10			5	2	1	43	
33	Gloversville	395	1							10			5		1	37	3
34	Herkimer	116				1		1					1	1		11	1
35	Hornell	221	3			1		1	1	7			2			18	
36	Hudson	254	1							5			8		1	32	
37	Ithaca	138								1	1		1		1	18	
38	Ithaca	334	1	1			3	1	2	2	2	1	3	2	4	39	1
39	Jamestown	554					1	1		2	2		10	1	3	53	4
40	Johnstown	148					2			1			5	1		16	
41	Kingston	568								16	1	1	32		5	53	2
42	Lackawanna*	397	11			21		4	1	10			19	4	1	14	
43	Little Falls	151								3			7	1	1	14	
44	Lockport	382	4			1		3	3	8	1		4	1	1	36	
45	Middletown*	437		1		1			1	3	1		35		1	39	2
46	Mount Vernon	548				6	4	2	2	8	1	1	14		4	64	2
47	Newburgh	504						2	1	4	1		27	2	2	59	
48	New Rochelle	422	1			2		3	1	4	1	2	17	2	4	36	2
49	New York	White. 72,597	79	7		353	68	303	616	776	184	537	3,929	244	288	7,539	272
		Colored. 5,552	6			85	1	68	34	33	8	29	795	44	68	249	24
50	Bronx Borough	10,768	12			48	16	46	77	181	24	59	626	36	46	1,219	38
51	Brooklyn Borough	White. 25,842	28	1		128	19	181	240	321	67	182	1,163	92	82	2,608	125
		Colored. 1,192	1			7		20	7	5	2	9	121	7	10	44	4
52	Manhattan Borough	White. 25,122	27	3		140	19	87	194	165	64	252	1,584	85	130	2,562	73
		Colored. 3,533	5			26	1	41	26	19	5	17	590	34	55	178	20
53	Queens Borough	9,322	9	1		32	10	35	84	103	26	42	509	28	26	1,000	28
54	Richmond Borough	2,070	3	2		7	4	11	22	15	4	5	181	6	7	177	8
55	Niagara Falls	684				3	4	9	9	13	2		19	4	3	46	2
56	North Tonawanda	191							1	4			6			16	1
57	Ogdensburg*	528	1			6				5	3		31	3	3	38	1
58	Olean	352	21			2				5			4	1		29	
59	Oneida	181	1										4		2	21	
60	Oneonta	204	1			1			1	4			2			14	1
61	Ossining	174								4	1	1	6			9	1
62	Oswego	305	1						5	2		1	6			22	1
63	Peekskill	206						3		4			5			22	
64	Plattsburg	265	2							7			6		5	24	1
65	Port Chester	270	2			1		3		1			9	1	1	19	
66	Port Jervis	166				2		1	2	6			3			19	
67	Poughkeepsie	526						2	1	11	4	1	11	3		59	2
68	Rensselaer	102								1			2			12	2
69	Rochester	3,989	3			8	4	19	13	21	17	2	112	6	12	462	6
70	Rome*	510								3	2		59	2		47	2
71	Saratoga Springs	263	2							3		1	9	1	3	23	2
72	Schenectady	1,068	3					2	3	19	1		31	1	4	117	2
73	Syracuse	2,702	1			9	3	13	4	27	3	1	73	12	12	288	10

¹ Excludes collision with railroad trains and street cars.

DEATHS FROM IMPORTANT CAUSES, BY COLOR

85

FROM IMPORTANT CAUSES, BY COLOR: 1928—Continued

subdivisions when the colored population formed at least 10 per cent of the total, or numbered 10,000 or more, in 1920. Minor areas which are designated by asterisks (*) death correspond to those of the 1920 revision of the detailed International List]

Diabetes mellitus	Cerebral hemorrhage and softening	Diseases of the heart	Bronchitis	Pneumonia (all forms)	Diarrhea and enteritis (under 2 years)	Appendicitis and typhilitis	Hernia, intestinal obstruction	Cirrhosis of the liver	Nephritis	Puerperal septicemia	Other puerperal causes	Congenital malformations and diseases of early infancy	Suicide	Homicide	Automobile accidents			Other external causes	Unknown or ill-defined diseases	All other causes
															Primary	In collision with—	Street cars			
57	74, 83	87-90	99	100, 101	113	117	118	122	128, 129	146	143-145 147-150	159-163	165-174	197-200	188c	Railroad trains pt. of 188a	Street cars pt. of 188b	175-187, pt. of 188a, b, 189d-196, 201-203	204, 205	
1	21	67	1	23	2	2	2	2	32		1	5	4		2			4		39
12	18	52	1	36	1	10	6	4	42	1	5	40	3	2	14			28		3
129	294	994	19	445	78	96	32	58	416	23	29	264	81	15	107			213	3	572
8	27	114	6	126	11	11	9	3	42	4	4	75	2	14	10			110		110
11	44	80	1	42	4	9	4	5	30	5	7	35	6	2	27	1		22	2	68
14	36	91		48	2	12	6	7	46	2	5	56	6		15			25		71
1	5	17	2	17	1	5	1	1	3			5		2	2			2		10
19	41	115		68	3	39	13	6	62	8	7	69	14	3	28			35	1	129
47	157	288	8	161	13	24	29	16	169	7	11	106	26	9	57			73	1	253
7	34	78		46	6	7	4	4	30	1	4	29	3	2	12			27	2	42
2	16	46		26	2	3	3	2	18	1	1	19	3	2	9			15		25
17	37	90	2	46	9	9	6	1	43	1	4	38	5	1	20			29	3	66
4	16	28	1	8		2	2	1	11		2	10	2	1	16			13		15
2	8	42	1	14	2	3	1	2	4			9	1		5			9		18
31	122	381	5	138	40	24	27	21	141	12	14	123	22	8	50	2	1	106	2	312
7	38	116	4	45	7	7	1	8	51	3	3	12	5		1			6		31
3	16	42	3	20	4	1			9			15	5					6		12
3	20	41	2	11		1			20	1		3						3		22
7	18	60	4	26	24	10	9	5	20	4	5	28	4	2	5			21	25	66
52	121	489	5	149	15	30	20	13	187	5	14	120	14	8	39	1	2	80	1	240
11	37	83	2	33	5	12	2	1	39		3	32	5	1	5			23		56
11	69	114	3	31	3	11	9		36	1	1	29	4	1	10			21		74
7	23	51	2	10	3		4	1	13		3	12	1	1	12			22		67
5	7	28		15	1	3	2	1	21		1	8			2			6		31
19	91	217	2	86	4	24	15	3	90	1	4	71	10	3	24	1		45		215
153	444	1,653	67	671	154	121	79	83	632	33	58	508	63	33	151	6	4	311	1	1,011
2	23	78	2	21	3	10	4	3	18	3	4	25			2			14		29
3	16	41	2	7	2	1	2	1	19	2	4	28	2		6			13		30
8	31	62	1	22	1	3	4	3	30	1	4	20	1		3			10		44
6	10	28	1	23		6	4	4	14	1	1	3	2		2			12		35
7	55	152		55	7	13	10	4	98	5	4	44	6	1	18	2	1	43		116
1	15	42		12	2		3		11		1	15	3		2			8	1	25
7	21	31	1	16	1	4	3	4	17		2	15		2	2			13		28
9	21	65		12	4	8	1	1	32		4	19	3		12			14		37
15	35	120		27	1	10	2	2	25		4	21	5	1	5			19		46
5	11	20		10		2			12			10	3		2			9		15
6	10	58	2	11	3	3		1	21			13	1		5			16		34
5	17	33	1	7		7	1	2	30		3	11	3	3	12			16		56
3	19	28		1	1	4	2		17		3	2			2			9		20
10	38	60		19	2	5	3		28	2	2	5	8		5		1	16	3	57
12	49	119	2	48	1	13	8	8	40	1	3	41	5	1	17			24		85
6	23	34	2	8	1	1	1	2	16		1	3			3			5		17
21	49	119	3	28	1	12	6	2	41	3	3	40	4		19			20		87
9	12	32	3	55	21	9	4	4	11	2	6	51	2	6	15			23		47
3	12	40		13	1	2	3	1	4	1	3	9			3			10		20
10	30	109	2	18	2	8	4	1	22	1	3	28	2	4	12		4	16		44
9	28	96	2	32	4	4	3	5	36		2	14	6	2	2			13		97
9	36	137	3	52	5	12	5	6	38		4	32	7	1	7			22		64
7	56	101	1	41	8	11	6	1	45	3	10	26	4	3	14			9		59
20	27	84	2	45	2	5	6	4	29	2	2	28	8	1	13			15		54
1,738	3,065	16,452	207	8,155	985	1,032	645	607	5,158	283	376	3,555	1,131	336	1,074	3	7	3,282	31	9,330
49	151	811	20	917	104	47	44	25	328	27	47	367	42	94	46			219	4	816
293	426	2,723	25	1,074	103	176	102	65	527	39	64	588	147	39	172			375	7	1,393
651	1,008	6,013	65	2,912	334	378	225	191	1,995	91	152	1,391	315	87	361	1	2	1,041	16	3,426
9	23	208	10	226	24	13	10	7	82	7	13	96	8	13	8			44		153
540	1,025	5,176	86	3,015	435	283	226	263	1,630	74	89	995	507	179	383	1	2	1,449	6	3,363
36	104	512	10	597	75	26	33	15	222	19	32	245	30	72	35			154	1	598
213	501	2,095	27	1,028	96	161	78	77	866	23	62	509	146	35	128	1		335	3	1,005
45	129	536	4	220	22	32	15	14	164	7	11	98	20	5	33			103	1	208
18	39	125	3	80	5	18	4	10	45	7	3	64	5	3	24	3	1	33		80
1	15	28	3	17	6	8	2	2	15	2	2	12		4	6			11	1	25
2	45	114	1	37	2	7	6	4	29	4	5	20	5		3			20	1	131
9	19	74	1	28	1	12	4	2	20	3	5	25	4		11			22	1	49
3	13	39	1	11	1	3	2		13		2	9	3		4			10		38
3	20	54	1	14	1	4	4		18	1	6	12	1		4			8		29
3	9	33		13	2	1	1		17		1	6	6		7			25		26
7	30	105		20	3	3	3		26		1	12	3		4			21		62
12	20	44		6		2	1	1	29		1	9			12			7	2	25
5	12	64		17	2	5	2	3	13	3	7	21	2		7			12	2	41
7	18	42	2	33	3	6	3	1	20	2	5	15	6	3	13			20	1	35
3	9	43		6	2	5	1	1	16		1	8	3		7			10		17
12	52	120	3	42	4	5	7	2	38	3	3	24	7	1	15			23		70
2	16	25		5	1		1	1	8		27	3	2		3			8		12
107	319	852	17	319	31	63	45	36	315	26	27	211	38	9	68			162		655
5	34	102		35	10	4	5	7	61	1	6	22	4	3	15			15		66
6	19	82	1	14	3	4	6	3	19	1	1	12	4	2	7			9		70
38	89	288	6	72	10	14	6	9	55	5	8	84	7	1	23			30	2	183
63	223	593	12	260	23	29	20	25	192	10	16	145	30	10	59	2	3	117	2	407

* Nonregistration State; cities shown are those with satisfactory registration of deaths.

MORTALITY STATISTICS

TABLE 5.—DEATHS (EXCLUSIVE OF STILLBIRTHS)

["Urban" includes cities of 10,000 inhabitants or more in 1920; the remainder of the State is included in "rural." White and colored are shown separately for minor contain State insane asylums, State hospitals, etc. Numbers under causes of

AREA AND COLOR		All causes	Ty-phoid and para-typhoid fever	Mala-ria	Small-pox	Meas-les	Scarlet fever	Whoop-ing cough	Diph-theria	Influ-enza	Ery-sipelas	Me-ningo-coccus menin-gitis	Tuber-culosis of the respi-ratory system	Tuber-culosis of the menin-ges, etc.	Other forms of tuber-culosis	Cancer and other malig-nant tumors	Rheu-ma-tism
			1	5	6	7	8	9	10	11	21	24	31	32	33-37	43-49	51, 52
NEW YORK—continued																	
1	Tonawanda.....	126				2				4	1		4			9	
2	Troy.....	1,203	1			1	2	2	3	13	3	2	39	8	3	124	3
3	Utica*.....	1,626	2			1	4	3	1	13	1	5	44	5	11	168	6
4	Watertown.....	543	4			1			2	14	2	1	18	3	1	56	1
5	Watervliet.....	152								1			9		1	18	2
6	White Plains.....	369								6	1		10	2	1	40	2
7	Yonkers.....	1,198				8	3	5	12	15	4	2	76	4	7	117	6
NORTH CAROLINA																	
8	Asheville*..... White.....	519	1			2		1		17	1		101	2	5	31	1
	Colored.....	297	1			2		3	2	24			19	2	1	15	1
9	Charlotte..... White.....	636	1			9	2	3	3	26	1		15	4	2	35	1
	Colored.....	479	2			1		4		30			36	1	4	16	1
10	Durham..... White.....	414				1			6	9		1	15	1	4	23	2
	Colored.....	370	1	2	1	2			1	11			36		3	10	3
11	Gastonia..... White.....	195				5	1		1	14			4			5	
	Colored.....	71				1		1		3			8		1	1	
12	Goldsboro*..... White.....	124							2	4			4			10	
	Colored.....	166	2	1		1			3	9			11		1	6	
13	Greensboro..... White.....	450				10		1	2	23	1		14		3	28	2
	Colored.....	293	4			1			1	12			29		1	8	
14	High Point..... White.....	293				2			1	25	2		13		1	12	1
	Colored.....	117	2					1		8			16	1		3	
15	New Bern..... White.....	107	2		2	2			2	4			1		3	10	
	Colored.....	167		2						5			3			1	
16	Raleigh*..... White.....	453	3			1			8	14	2	3	18	1	1	24	3
	Colored.....	272	1			2				9	1		19	1	6	9	2
17	Rocky Mount..... White.....	178		1					2	3		1	12			3	
	Colored.....	160				2		1		5			16		1	3	2
18	Salisbury..... White.....	143		2					2	5			7		1	12	1
	Colored.....	100							1	3			3		1	4	
19	Wilmington..... White.....	329	2			3			4	35		1	2	1	1	17	1
	Colored.....	303							2	11	1		11			9	1
20	Wilson..... White.....	149				2		2	3	5			7	1		5	1
	Colored.....	165						2		4			16			6	1
21	Winston-Salem..... White.....	467	3			5	2		2	20		1	13	2	1	38	1
	Colored.....	571	4			4		3	2	27			47	1	5	8	1
NORTH DAKOTA																	
22	Fargo.....	387	3				1		1	17	1	3	6	5	3	44	3
23	Grand Forks.....	243	2			1		1		14			9	2	3	23	
24	Minot.....	255	1				1		4	10	1	4	3		3	26	
OHIO																	
25	Akron.....	2,378	1	1		11	1	14	31	120	11	2	86	14	11	171	5
26	Alliance.....	267						1		13			16	2	2	25	1
27	Ashtabula.....	323	1				1	1		22			12	1	2	33	
28	Barberton.....	274	1			1	3		4	10	1	1	9	2	2	17	
29	Bellaire.....	171				1				10			6	1		10	1
30	Bucyrus.....	128								2			6			14	1
31	Cambridge.....	219				1	1			14			7		1	22	3
32	Campbell.....	114				1			4	8			7		1	6	
33	Canton.....	1,184	1			5	1	6	2	70	4		35	3	2	93	1
34	Chillicothe.....	267	1					4	2	11			14	1	1	26	
35	Cincinnati..... White.....	6,388	7			40	10	19	35	149	14	14	279	18	42	601	9
	Colored.....	1,191				4		5	3	17	1	1	176	9	23	40	2
36	Cleveland..... White.....	9,121	4			9	13	36	95	187	31	36	484	22	43	837	37
	Colored.....	1,305	2			4	2	15	9	33	6	6	202	14	34	64	2
37	Cleveland Heights.....	253								1			9			34	2
38	Columbus..... White.....	3,659	4			9	6	5	6	108	7	7	133	6	26	367	7
	Colored.....	539	1			1	1	1		13			84	2	9	22	
39	Coshocton.....	155		1						12	1		6			14	1
40	Cuyahoga Falls.....	156							1	5			7			11	
41	Dayton.....	2,175	6	1		10	2	4	7	59	8	7	115	11	20	215	4
42	East Cleveland.....	215								10			8		2	34	
43	East Liverpool.....	378						2	2	17	3		17	2	3	25	2
44	Elyria.....	303						1	2	7	1	1	6	2	1	28	2
45	Findlay.....	324			1			2		17			7		2	39	3
46	Fremont.....	162						1	1	10			7			13	
47	Hamilton.....	690	2			8	3	6	3	54		1	36		4	54	2
48	Ironton.....	235							1	12			12		2	14	
49	Kenmore.....	137				1		3	2	5	1		10			12	1
50	Lakewood.....	499						1		24	1		7	1	3	60	2
51	Lancaster.....	253						1	5	6		1	4			26	
52	Lima.....	603	1				2	4	2	31	2		21	3	1	58	1
53	Lorain.....	409				2		1	3	16		8	23	1	3	36	1
54	Mansfield.....	361	3				1			8			12	3	2	35	2
55	Marietta.....	200				1				9		1	11		2	16	
56	Marion.....	404	1			1		5		23			11		1	29	2
57	Martins Ferry.....	231				1	1		1	9		1	12	1		11	

¹ Excludes collision with railroad trains and street cars.

DEATHS FROM IMPORTANT CAUSES, BY COLOR

87

FROM IMPORTANT CAUSES, BY COLOR: 1928—Continued

subdivisions when the colored population formed at least 10 per cent of the total, or numbered 10,000 or more, in 1920. Minor areas which are designated by asterisks (*) death correspond to those of the 1920 revision of the detailed International List]

Diabetes mellitus	Cerebral hemorrhage and softening	Diseases of the heart	Bronchitis	Pneumonia (all forms)	Diarrhea and enteritis (under 2 years)	Appendicitis and typhilitis	Hernia, intestinal obstruction	Cirrhosis of the liver	Nephritis	Puerperal septicemia	Other puerperal causes	Congenital malformations and diseases of early infancy	Suicide	Homicide	Automobile accidents			Other external causes	Unknown or ill-defined diseases	All other causes
															Primary	In collision with— Railroad trains	Street cars			
57	74, 83	87-90	99	100, 101	113	117	118	122	128, 129	146	143-145 147-150	159-163	165-174	197-200	188c	pt. of 188a	pt. of 188b	175-187, pt. of 188a, b, 188d-196, 201-203	204, 205	
1	11	48		11	3				4			4	2					8		14
38	109	304	10	80	4	15	14	10	113	4	13	58	7	6	20			52	3	139
44	128	369	1	135	18	27	18	9	160	6	15	85	12	2	24	1		66		252
13	50	111	2	32	11	8	7		36	1	5	31	5	1	16			33		78
3	22	37	2	9	3	1		4	14	1		7			1			3		14
7	18	83	1	22	3	9	5	4	36	1	5	18	4	3	28			17		43
23	65	268	5	162	11	12	11	16	90	7	3	63	10	3	19			39	3	129
2	26	58	2	34	4	13	6	1	39	5	4	35	3		12		1	22	3	84
1	23	40		38	8	6	1		18	1	3	26		8	7			8		39
11	46	95	1	61	11	12	6	6	34	4	13	48	7	4	20			23	8	124
2	36	52	4	63	4	4	4	1	26	2	5	26		13				19	21	97
10	25	50	3	26	10	2	4	2	43	2	9	30	2	5	15			17	10	87
5	18	53	1	25	9	8	6	3	28	2	4	24	1	15	7			10	25	56
2	10	13		15	10	3	1	1	10	1	3	26	2		7	2		8	16	35
1	12	21	1	5	1	1			9			7						4	9	12
1	6	12	4	5	5	2			11	2	2	11	1		5			8	1	18
5	25	49	2	15	7	3			9	1	2	10		4	2			6	5	42
	9	38		28	12	16	5	3	38	3	8	32	12	5	20	1		20	7	78
				23	6	9	5	1	19	2	8	28		14	3			10	1	61
	18	38	1	17	6	11	2		9		9	48	5	2	5	1		13	5	46
	5	8	1	18	2	1	3		4		4	13		1				3	8	15
1	6	13		4	3	2	4		11		3	3	3		3			2		22
	13	27	3	19	3		1	1	19	2	5	10		2	4			9	3	18
7	11	62	3	30	8	10	8	4	52	5	7	29	6	2	9			17	1	105
5	18	49		11	7	6	6		19	3	5	23		9	8			14	7	32
1	5	20		8	5	6		1	20	2	5	21	3	2	11			12		34
1	6	18	1	10	6	2	3	3	16	2	1	20		2	2			12	2	23
3	11	16	1	8	3		2		13	3	2	18	2		5	1		7		22
	7	9		2	4	2	2		18	1	2	4						6	6	14
2	31	35		35	14	9	1	2	36	1	7	22	1	1	5			11	2	46
3	36	55		29	8	1	2	3	34	3	1	12	1	7	2	1		16	8	47
	6	11		10	6	4	6	2	18	1	3	12	3		6			6	6	20
	12	18		11	10		1		11		1	6		2	5			5	34	20
11	37	54	1	10	16	12	1	1	24	3	4	60	4	5	8	1		14	8	66
1	37	88	1	66	23	3	3	3	51	5	4	41		10	6			13	43	72
9	24	36	2	25	3	21	5	1	22	3		24	9	1	6			23	2	84
6	19	27	1	29	1	3	3	1	20		3	13	1		4			16		41
4	9	24		27	2	11	5	1	10	1	4	20			4			15	5	60
42	129	372	9	296	44	50	32	8	83	20	18	181	26	30	83		2	123	2	349
1	23	35	1	15	1	9	2		15	3	2	17	1		11	4		11		56
8	28	43		28	5	10	4		22	2	4	13	4	2	10			17	2	48
5	12	39	1	38	3	11	4	1	10	5	2	14	5	5	10	3	1	27		27
2	18	19		28	1	4	2		15			16	4		4			12		21
3	21	19	3	5	1	2	3	1	10			3	4		4			8		30
3	29	21		16		6	4		25	2	2	13	1	2	3	2		15		26
1	5	15	1	23	1	1		2	2			17						6	1	12
12	113	192	2	134	14	25	14	14	41	4	9	91	14	5	28	7	1	66		175
4	17	41	1	18	6	4	2	1	22	3	3	22	3		11			13	3	33
10	586	1,153	29	512	97	136	73	62	575	27	29	325	69	25	118	8	8	233	3	960
10	67	200	3	164	16	10	9	4	63	12	5	64	6	51	14			46		166
200	685	1,549	38	879	77	144	97	100	546	45	55	530	148	79	255	6	8	414	10	1,422
11	61	149	5	177	9	10	9	4	71	7	3	72	5	54	18		3	48	6	190
10	37	64	4	30				2	13			1	4		1			3	2	36
74	268	643	19	206	51	69	46	32	237	15	23	200	41	10	93	10	2	161	1	767
6	31	94	2	45	14	1	7	2	34	3	2	28	2	17	7	1		28		81
5	9	24		13	1	6	3	1	7	1	1	9	3	1	3	2		11	1	19
2	25	32		18	6		1		5	1		7	3					8		23
48	143	398	8	150	35	26	27	17	140	15	16	110	18	19	64	7	1	102	2	360
5	29	57	2	15				3	14			1	2		1			5		27
4	30	67		10	13	3	2		23	3	7	17	2		4		1	19	1	73
2	24	67	1	20	1	2	5	3	24	2	2	32		3	9	1		9	3	42
1	37	60	2	25		4	5		19	2	1	20	2		14			10		49
3	22	31	2	10	1	4	2		7		2	4			5		1	7	1	28
16	56	117	4	26	16	10	8	10	36		5	48	7	8	19	2		43	6	80
3	22	35	1	17	8	3	2		16	2		20	7	3	3			16	1	31
1	13	28	2	21	1				6			13	1		1			2		10
12	43	124	4	41	5	3	2	2	30	1	4	22	7	2	19			19		60
4	22	62	1	15	3	1	6	3	24	3		11	1		7	1		12		34
9	38	91	3	30	3	19	11	3	39	5	10	43	4	1	20	3	1	39	2	103
7	20	56	1	23	7	8	5	7	22	2	3	29	9	3	14	1		35	4	58
9	42	79	1	17	3	4	5	2	28	3	2	15	5	3	6	4		19		48
3	33	32	2	9		2	3	2	8		1	15	1	1	5			12		31
8	32	72		21	12	8	6	1	28	1	4	22	7	3	12	3		24	1	66
3	10	34	3	28	4	5	5	2	10	2	2	8	2	3	7			30		36

MORTALITY STATISTICS

TABLE 5.—DEATHS (EXCLUSIVE OF STILLBIRTHS)

["Urban" includes cities of 10,000 inhabitants or more in 1920; the remainder of the State is included in "rural." White and colored are shown separately for minor contain State insane asylums, State hospitals, etc. Numbers under causes of

AREA AND COLOR		All causes	Typhoid and paratyphoid fever	Malaria	Smallpox	Measles	Scarlet fever	Whooping cough	Diphtheria	Influenza	Erysipelas	Meningococcus meningitis	Tuberculosis of the respiratory system	Tuberculosis of the meninges, etc.	Other forms of tuberculosis	Cancer and other malignant tumors	Rheumatism
			1	5	6	7	8	9	10	11	21	24	31	32	33-37	43-49	51, 52
OHIO—continued																	
1	Massillon	290				1	1		1	13		1	14	1		19	
2	Middletown	379	2			1	6	3		29			15	3	3	22	2
3	Newark	446	2			1			2	30			17	1	3	28	1
4	New Philadelphia	110							1	2			2	1	1	9	
5	Niles	126					3			6			2		4	7	1
6	Norwood	226				1			2	6			11		4	27	
7	Piqua	267								24	1	1	6		1	29	
8	Portsmouth	609	5			4	5	1	1	37	1		28	2	5	46	
9	Salem	192	1				2	4		7			5	1		15	
10	Sandusky	335	2					2	1	10			17	2	2	39	
11	Springfield	701	1			1		1	2	23	2		17	2	3	62	2
	Colored	141	1					1		14			11		1	5	1
12	Steubenville	528	2			2		6		29	3		22	1		26	
13	Tiffin	244	1			4	1			8	1		6		1	17	1
14	Toledo	3,931	15	3		9	3	8	9	198	5	17	234	14	28	292	9
15	Warren	458	2				3		3	14			11	4	4	37	1
16	Youngstown	1,924	2			2	3	1	29	70	5	10	86	7	12	127	3
17	Zanesville	598	2				2	2	1	27	2		28		4	64	5
OKLAHOMA																	
18	Ardmore	197	1			2		2	2	12	2		8			14	
	Colored	34								3			5				
19	Bartlesville	170	2	1						12			10			10	
20	Chickasha	213	7	2		4		1	4	14	1		9			17	2
	Colored	24	2			1							1			1	
21	Enid	409	2					1	3	22	3	2	5		2	39	
22	Guthrie	125	2			1			1	5	1		4	1		9	
	Colored	48				2							4			2	
23	McAlester	161	1	2		1			2	3	1		8		1	10	
	Colored	28								1			3				
24	Muskogee	404	6						5	4	1	3	25	2	1	27	3
	Colored	192	1							5		1	13		2	3	
25	Oklahoma City	1,721	14	3		10	3	5	24	62	3	6	71	4	9	139	5
26	Okmulgee	163			1		1	1	2	12		1	3			11	1
	Colored	71	2	1	1					3		1	9			3	
27	Sapulpa	157				1		1	3	11			5	1		12	
	Colored	36	3	1						1			1			1	
28	Shawnee	339	3	2	1	4	2	1	8	13	2		25		3	18	
29	Tulsa	1,049	4	3		1	1	2	19	52	3	9	46	3	3	74	
	Colored	233	2	2		1			1	12			11		1	3	2
OREGON																	
30	Astoria	184	2						1	8			7	1		17	
31	Eugene*	346	1				3			17	1	2	3	1		50	
32	Portland	3,659	7	1	1	3			6	56	1	6	101	17	29	474	13
33	Salem	322						1		7	2	2	6		1	36	
34	State institutions	365	1			9				1			66		2	2	
PENNSYLVANIA																	
35	Aliquippa ²	169	1			10	1	2	1	6			2		1	7	
36	Allentown	1,359	7			7	11	4	11	16	1	1	78	10	8	125	4
37	Altoona	856	2			1	1	4	1	25	1	3	19	3	3	72	5
38	Ambridge	141				1		1	3	18	1		7			8	
39	Beaver Falls	226	1			2	1	1		13	1	1	9		1	18	2
40	Berwick	133							2	4			2		1	13	2
41	Bethlehem	415	1			2	2		7	5	2		16		2	36	1
42	Braddock	355								26		1	14	4	3	13	1
43	Bradford	267							1	11			10			25	1
44	Bristol	147				1	1	1		6			3			10	2
45	Butler	224						2	3	16			9		2	16	2
46	Canonsburg	136	1			1		2		19		1	5		1	8	2
47	Carbondale	328						1	5	14			8		2	22	
48	Carlisle	245				1		1		21			10			16	
49	Carnegie	113								5			8			9	1
50	Chambersburg	201	3			1				14			8	1		25	
51	Charleroi	87					2			1	1		11			9	1
52	Chester	579	1			8	1		12	8			30	3	2	39	2
	Colored	190	1			1				3			16	1	1	6	1
53	Coatesville	91		1					2				7			15	1
	Colored	18											3			1	
54	Columbia	150	1					1			1		7			12	
55	Connellsville	122	2						1	3			4			12	2
56	Dickson City	114				3	1		1	16			4			4	1
57	Donora	96				2	1		3	6			6			8	
58	Du Bois	176						1		4		1	5		2	11	
59	Dunmore	303				2	3		4	5	2		14	1	2	14	1
60	Duquesne	169				1	1	5	1	23			9	2	1	8	
61	Easton	597				2			3	4	1		25		2	57	2
62	Erie	1,337	1			1	8	8	11	29	2		43	2	6	145	6
63	Farrell	101	1					1	2	11			7	1		8	
64	Greensburg	292					1			11			6			26	
65	Harrisburg	1,366	2	1		3	1	2		41	7	2	48	2	1	129	2
66	Hazleton	514				3	1	3		10		1	12	1	3	30	1

¹ Excludes collision with railroad trains and street cars.

DEATHS FROM IMPORTANT CAUSES, BY COLOR

89

FROM IMPORTANT CAUSES, BY COLOR: 1928—Continued

subdivisions when the colored population formed at least 10 per cent of the total, or numbered 10,000 or more, in 1920. Minor areas which are designated by asterisks (*) death correspond to those of the 1920 revision of the detailed International List]

Diabetes mellitus	Cerebral hemorrhage and softening	Diseases of the heart	Bronchitis	Pneumonia (all forms)	Diarrhea and enteritis (under 2 years)	Appendicitis and typhlitis	Hernia, intestinal obstruction	Cirrhosis of the liver	Nephritis	Puerperal septicemia	Other puerperal causes	Congenital malformations and diseases of early infancy	Suicide	Homicide	Automobile accidents			Other external causes	Unknown or ill-defined diseases	All other causes
															Primary	In collision with— Railroad trains	Street cars			
57	74, 83	87-90	99	100, 101	113	117	118	122	128, 129	146	143-145 147-150	159-163	165-174	197-200	188c	pt. of 188a	pt. of 188b	175-187, pt. of 188a, b, 188d-196, 201-203	204, 205	
6	29	55	1	17		5	1		26	1	3	22	3	3	11	2		18		36
6	37	52	2	24	22	6	3	1	16	2	1	26	2	2	7	11		24	4	45
8	44	75	1	36	5	7	9	5	34	6	4	22	4	4	1	12		29	1	64
1	14	26		13	2				6			6						5		18
2	10	20	1	12	2	2		2	10			15	1	1	3	1		7		16
4	31	48	1	11	1	2	3	4	25	1	1	5	4		1			9	1	23
6	27	33		13	4	8	4	2	29	2	2	7			4			16		48
6	39	68	1	42	19	18	10	7	42	5	7	56	5	10	11	1	1	31	1	94
12	12	29	1	13	1	7	4	1	15	1	1	7	4		6	2	2	17	2	31
11	41	81	3	12	7	3	2	4	12			24	2	1	9			19		35
2	72	130	4	42	14	13	9	9	74	2	2	34	7	1	13	2		34		116
2	8	25		23	1	2	2		9	1		10			4			5		14
5	30	75	2	69	9	7	6	5	24	4	2	38	7	7	19			53	1	71
7	26	66	1	11	1	6	1	2	18	2	2	12	1		9	1		9	1	28
74	284	778	7	304	35	82	51	37	187	23	34	225	40	36	85	15	176	176	1	624
4	44	65	2	41	2	13	6	2	19	7	3	37	3	4	32	2	2	18	1	72
28	121	293	1	229	19	44	24	21	85	15	19	155	24	17	63	1	3	106	2	297
13	58	81		22	7	14	13	4	35	3	3	40	6	1	19	4		35	9	94
2	12	18	1	10	1	7	3	2	18	1	1	11	3	1	7			6		50
2	8	17	1	10	3	6	3	1	15	1	3	21	2		4			2		6
1	12	13		23	2	8	1	1	8	4	4	11	1		7			9	1	29
7	24	55		26	6	16	13	2	30	5	2	24	1	1	12	2		14	6	84
2	17	18		8	2	5	2	6	6			5	1	3	5			3	2	20
1	2	8	2	2	1	1		1	4			1	1	4	2			1	1	11
1	4	22		9	4	7	4	7	3			9	1	4	3			14	6	34
7	19	42		28	5	12	4	3	30	2	2	25	4	1	5			29	4	105
4	4	30		17	2	7	6	1	22	2	3	8		4	1			8	5	43
23	108	192	4	177	36	49	22	10	109	11	17	85	19	24	34			99	25	324
4	11	14	1	7	3	1	3		9	2	1	10	4	1	6			4	2	38
2	9	18	1	10	4	3	1	1	7	2		10	4	1	5			7	1	37
3	13	22	2	33	15	11	7	1	11	4		21	3	4	8			25	6	67
9	55	106	2	104	21	30	15	4	68	11	13	79	19	12	28	2		54	15	181
2	15	17	1	38	7	3	1	17	17	1	1	9	2	15	3		1	10	8	48
3	19	38	1	10		3	2	7	7	1	3	6	2	2	9			13		28
4	27	50		15	2	10	6	2	31	2	5	17	3	1	10	2		18	1	62
69	285	659	12	263	10	56	46	20	256	14	9	120	93	12	64	4		149	2	802
7	29	60	2	21	2	12	3	3	32	1	1	18	5		8			9	1	52
13	13	66	4	14	1	1	1	10	10			1	6				4		2	33
2	11	17	1	30	8			1	11		2	21	4	1	1			13		17
39	136	208	7	77	23	23	16	14	98	7	2	72	18	4	24			75	1	229
18	49	155	4	98	4	13	9	12	83	7	12	61	6	4	22	2		45	6	36
1	4	19		24	7				11	1	1	11	2	3	1			4		108
4	11	39		21	6	3	2		25		2	11	2	3	3			14		9
3	18	18	1	10	7			1	12			8	3	1	6			4	2	38
12	66	61	1	41	9			3	38		2	27	10		3			15		20
6	10	45	2	64	6	9	10	3	18	3	4	23	6	3	11			29	1	41
6	15	57	3	14		7	1	3	17	2	3	17	1	1	7			17	6	42
1	13	36		11	5	1	1	2	6	2	1	10	2	1	3	5		12		43
1	23	48	2	19	2	1	1	3	10		2	19	3	1	1			6		44
1	7	21	1	18	2	4	2	10	10		1	4	1	1	5			8		45
8	24	55		51	3	10	4	1	24	3	4	21	1		7			23		51
6	27	51	1	17	1	3	7	3	22		2	9	2		5			8	3	47
1	7	18	1	11	3			5	15		1	14		2				2		29
3	20	51		9	2	2	2		10	1		6	1		4			12		49
1	9	14		9	2			1	3			10	1		1			5		50
14	31	104	4	53	13	9	5	3	56	1	10	38	5	2	14			37		61
1	4	23	1	37	8	3			13		5	11	1	5	3			9		52
1	10	17		7	2			3	10			4	1		1			3		6
4	17	39	2	11	1	3	2	1	15	1	1	7	2	1	1			8		2
2	7	20		7	2	1	1	4	12	1	1	10	5	2	2	1		5		53
2	3	16	2	11	3		3	2	4		1	15						9	1	55
7	14	19	1	7	4	4		1	3		1	13	2	1	1			1		56
4	15	32		9	4		5	2	14			6	4		8			11		57
1	2	57	1	49	34	3	3	7	18		1	21	2		1			12	2	58
23	31	95	5	27	7	15	9	7	10		2	17			1			7	1	59
24	132	251	1	40	4				61	3	2	29	6	4	23	1		32		60
4	9	18		90	23	18	21	14	93	9	5	82	20	7	31	3		80		171
20	31	57	1	9	3	3			4			8	3	3	2			2	1	8
34	89	315	1	25	2	11	9	3	18	2	4	26	1	2	4	1		31	2	63
28	102	102	9	89	7	41	29	10	149	8	10	60	10	5	36	2		62	2	169
14				41	10	19	8	2	43	6	9	47	5	2	13	3		31		57

¹ Change of name Woodlawn, February, 1928.

MORTALITY STATISTICS

TABLE 5.—DEATHS (EXCLUSIVE OF STILLBIRTHS)

["Urban" includes cities of 10,000 inhabitants or more in 1920; the remainder of the State is included in "rural." White and colored are shown separately for minor contain State insane asylums, State hospitals, etc. Numbers under causes of

AREA AND COLOR		All causes	Ty-phoid and para-typhoid fever	Mala-ria	Small-pox	Mea-sles	Scarlet fever	Whoop-ing cough	Diph-theria	Influ-enza	Ery-sipelas	Me-ningo-coccus menin-gitis	Tuber-culosis of the respi-ratory system	Tuber-culosis of the menin-ges, etc.	Other forms of tuber-culosis	Cancer and other malignant tumors	Rheu-matism
			1	5	6	7	8	9	10	11	21	24	31	32	33-37	43-49	51, 52
PENNSYLVANIA—continued																	
1	Homestead	294				1		3	1	11	1		9	1		13	
2	Jeannette	117				1				2	2		6			9	
3	Johnstown	1,065				2	3	3	20	35	2		36	7	4	74	2
4	Lancaster	957	2	1		2		4	1	7	3	2	35		5	94	5
5	Lebanon	348	1				1		1	2	2	1	12		1	28	1
6	McKeesport	776	2			4		2	3	29	2	10	23	3	6	48	1
7	McKees Rocks	137							6	18	1		8		1	2	2
8	Mahanoy City	130				1		3	1	9			8	2		10	
9	Meadville	285					2			5			10		1	28	
10	Monessen	135				1		4	6	15			5	1	1	10	
11	Mount Carmel	150						2	3	8			8			7	
12	Nanticoke	373				10			6	13	1	1	10		1	19	1
13	New Castle	598				3	3	4	1	32	1	2	23		2	56	2
14	New Kensington	256	2							13	1	2	6	1	1	16	
15	Norristown	823	4			5	1	2	3	20	4		54	3	3	41	4
16	North Braddock	118						1	1	4			7			8	
17	Oil City	237	1			1		1		12	1		8			20	
18	Old Forge	126							4				4		1	7	1
19	Olyphant	102					1			2			7	1		4	
20	Philadelphia	White, 22,919 Colored, 3,964	16	1		134	26	86	208	329	29	31	1,080	63	59	2,423	95
21	Phoenixville		2	2		22	3	52	19	78	6	5	480	26	28	184	13
22	Pittsburgh	White, 9,045 Colored, 1,144	23			43	20	31	74	477	21	37	352	29	29	710	24
23	Pittston		1			5		3	2	41	1	4	94	9	9	37	2
24	Plymouth	187				5			9	22	1		5			6	
25	Pottstown	292	1			4				16			4		1	28	1
26	Pottsville	465					1	1	4	10			18			39	
27	Punxsutawney	173								8			4			17	2
28	Reading	1,341	4					6	7	31	5		41	5	2	125	4
29	Scranton	2,003	2			7	6	6	15	38	3	2	96	5	5	162	5
30	Shamokin	214				1			1	12	1	1	6		1	16	
31	Sharon	322	1						1	19			8	5	2	24	3
32	Shenandoah	297						1	25	9			7	1		11	
33	Steelton	White, 118 Colored, 31				2			1	2			8			5	
34	Sunbury	254	1						1	3			5			1	
35	Swissvale	117					1	1	1	15			3			8	
36	Tamaqua	111						1		2			4			15	
37	Uniontown	358	3							5			13		5	24	2
38	Warren	225					1	3		6			3	1		28	
39	Washington	427	6			5				24	1		15	2	1	31	2
40	West Chester*	White, 286 Colored, 61	1						6	3	2	1	7	1	1	26	1
41	Wilkes-Barre	1,541	1			5		6	25	64		2	42	2	3	99	5
42	Wilkesburg	387				5	1	2	2	23	1	1	3	1		41	2
43	Williamsport	631						6		13	3	3	15	2	2	70	4
44	York	699	1			2		2	2	21	3	1	17		1	48	
RHODE ISLAND																	
45	Bristol town	114				6		1		2	1		5	1	1	9	
46	Central Falls	274	1			4	2	3	5	7		1	10	3		28	
47	Cranston	258				1	2	2		3			3	1	1	33	2
48	State institutions	466								2		2	31	2	3	35	
49	Cumberland town	107							1	3			3	1		12	1
50	East Providence town	268				7		4	1	3			14	3	2	21	2
51	Newport	372				1			1	7		1	11	1	2	49	1
52	Pawtucket	875				3		6	4	14	4		14	5	7	96	
53	Providence	3,517	5			38	9	16	26	29	8	4	118	14	30	367	7
54	Warwick town	202						1	1	5			14		1	18	2
55	West Warwick town	157						2	3	3			2		1	19	
56	Woonsocket	502	2			7	2	4	1	5	2	1	11	6	4	46	1
SOUTH CAROLINA																	
57	Anderson	White, 358 Colored, 104	6			2			4	32	1		7		1	14	1
58	Charleston	White, 497 Colored, 930	2	1				1		7	1		11			2	
59	Columbia*	White, 744 Colored, 750	3	10				4	2	40			65	1	5	35	1
60	Florence	White, 198 Colored, 218	5	3		2		1	10	8	2		2			12	
61	Greenville	White, 246 Colored, 247	7	1		7		2	4	7			14	1		3	
62	Spartanburg	White, 295 Colored, 230	2			9		2	1	18		1	32	1	3	9	
SOUTH DAKOTA																	
63	Sioux Falls	313						1		20			16			40	1

* Excludes collision with railroad trains and street cars.

DEATHS FROM IMPORTANT CAUSES, BY COLOR

91

FROM IMPORTANT CAUSES, BY COLOR: 1928—Continued

subdivisions when the colored population formed at least 10 per cent of the total, or numbered 10,000 or more, in 1920. Minor areas which are designated by asterisks (*) death correspond to those of the 1920 revision of the detailed International List]

Diabetes mellitus	Cerebral hemorrhage and softening	Diseases of the heart	Bronchitis	Pneumonia (all forms)	Diarrhea and enteritis (under 2 years)	Appendicitis and typhilitis	Hernia, intestinal obstruction	Cirrhosis of the liver	Nephritis	Puerperal septicemia	Other puerperal causes	Congenital malformations and diseases of early infancy	Suicide	Homicide	Automobile accidents			Other external causes	Unknown or ill-defined diseases	All other causes
															Primary, 189c	In collision with— Railroad trains pt. of 188a	Street cars pt. of 188b	175-187, pt. of 188a, b, 188d-196, 201-203		
57	74, 83	87-90	99	100, 101	113	117	118	122	128, 129	146	143-145 147-150	159-163	165-174	197-200	189c	pt. of 188a	pt. of 188b	201-203	204, 205	
8	14	29		52	6	2	4	2	19	1	4	15	3	7	6		1	27	8	46
11	11	15		9	2		1	1	8		1	13	2		1			3	9	21
13	50	130	2	126	17	19	13	18	83	12	22	112	8	5	29	1	1	79	1	138
10	78	193		81	20	16	15	2	82	8	7	45	17	1	20			48		150
10	37	60		29	5	6	3	7	54	2	3	15	5		6			15		41
10	46	112	5	122	13	10	8	11	45	9	10	41	3	5	17	2	1	63	10	100
	11	21		22	5		1	3	7	1		7	1		1			3	3	13
1	5	20	1	14	4			1	8		1	6	2		1			9	1	22
7	28	61	2	12	1	4	3	3	27	3	4	9	1	1	7			20		44
1	5	18	3	15	5		1		6		1	8	2	2	3			6	1	15
3	4	39	2	22	13			1	8			11	2		2			6		9
3	10	67	1	50	4	16	6	4	25	5	2	21	4	2	7	2		39		43
12	43	90	1	78	4	14	6	3	45	6	5	31	3	1	10		1	28	1	87
2	8	33		26	3	4	2	1	15	4	8	17	5	7	12			26	2	39
17	52	159	2	72	10	9	9	5	61	2	5	30	7	2	12			35		190
4	6	27		22	6				10			9	1	1				5	5	4
4	24	47	1	15	2	5	2		15	2	1	17	2					14		42
2	2	19	2	37	3			1	3	1	1	12			1			8		17
2	6	20		12	8		2		7		1	10						9	2	12
472	1,334	5,101	118	2,155	282	290	211	203	2,651	79	121	987	282	84	290		17	896	9	2,757
51	174	569	18	691	73	22	41	11	319	21	24	212	19	93	28			116	2	559
4	12	35		15	4	1		1	26	1	2	8	1	1	2			28		28
151	512	1,410	73	1,540	102	109	75	87	629	60	65	482	73	38	152	3	3	463	75	1,268
6	60	138	6	265	18	7	7	3	93	7	8	53	7	23	8			52	25	147
1	10	44	6	43	9	2		3	18	1	3	14		3	4			17		21
2	8	35	1	15	2		2	1	12			15		2	2			11		23
10	25	39		19	6	6	2	2	25	3	4	23	3	1	9	2		23		24
11	24	77	1	32	4	16	5	3	45	6	4	38	2	6	15			38		33
4	35	77		14	4	3	13	2	11	3	2	15	2	2	6			27		26
39	100	324	12	99	26	16	10	10	132	6	5	53	24	6	30	2	1	65		143
40	126	372	16	204	48	30	23	13	150	8	16	106	15	7	33		2	140	1	301
6	19	52		12	6	1	3	3	19	1	1	23	1	1	5			5		17
4	22	54	1	18	2	6	3		31			22	5	3	10	1		28		30
5	16	44	5	52	7		1	5	22	1		35		1				14		31
2	2	27		16	5	1			21	1		6						4		35
1	6	4		4					4			1						3		7
13	12	58	1	14	3	5	1	2	40	2	1	9	4		8	1		14		33
2	11	23	1	23	1		1	1	6			4	1		1					27
4	11	30	1	5					7		1	7								34
5	26	52		11	15	15	12	3	23	1	3	24	3		11					35
8	20	44	2	9	2	2	3	1	6	2	3	19	2		5	1		27	2	36
8	26	67	1	32	5	10	10	3	29	4	4	23	3	5	19	2	1	31		37
5	14	55	2	21	6	7	6	1	39		1	15	5	1	8			11		38
1	4	20		8		1			5	1	1	3			3			3		41
34	54	244	10	179	28	49	22	6	110	12	20	99	13	7	26	2	1	152	2	217
12	20	74		45	2	6	4	2	29	2		26	1		15			18		42
19	52	143	3	45	2	10	2	6	53	3	3	37	5		10			24	1	90
13	71	182	1	36	14	12	6	3	65		6	39	12	1	10	1		27		102
2	10	14		18				1	9			2			2			3	2	25
5	22	60	7	15	3	4	3	3	27	2	4	23	3		4			5	1	46
7	33	49	1	17	2		1	1	35			9	5		7			11	1	19
6	27	131		42		1	4	1	31		2	1	2					5		29
1	16	29	1	4	1				9			4	2		2			3	3	138
1	30	61	2	18	9		1	4	31		3	15	2		1			10	1	49
10	46	80	2	24	1	2	3	1	32			25	7	1	4			13		23
21	65	208	5	87	7	8	12	2	104	3	3	46	8		24			29		51
78	305	608	19	318	48	62	36	19	340	14	30	198	25	11	77	1	5	150	13	88
5	21	40		18					17	1	1	11	2		2			10	2	489
3	18	24	3	13	3		1		14			11	1	1	2			2		53
8	40	84		52	10	10	5	2	46	2	8	46	5	4	8	1		18		54
4	14	48		17	25	6	2		28	4	8	23	5	6	8			15	8	69
1	9	11		5	6	4	3		6	1	2	4			1			4	1	23
10	35	87	1	36	7	6	4	3	72			35	2	3	17			28		57
3	82	147	2	89	29	4	7	6	112	4	7	82	7	15	4			34		66
7	47	94		36	9	16	3	5	79	9	9	39	13	4	27			31	1	140
4	57	105	1	56	16	2	9	4	55	4	3	26	2	8	7			15	4	180
2	15	16	1	13	8	3	4		8	3	6	14		2	1					276
6	20	19	1	19	7	6	1		16		3	14	1	10	4			13	3	44
4	15	34	2	13	8	8	7	2	13	4	1	14	5	4	7			11	1	39
3	14	37		23	6	2	1	2	18		1	9		8	3			8		41
2	9	28	1	19	8	5	5	1	24	3	8	18	4	4	2			12	2	56
				8	5	4			25	1	3	9		9	2			9	7	53
6	15	46	1	24		6	3	3	15		1	26	2	2	7	3		17		58

2 Nonregistration State; cities shown are those with satisfactory registration of deaths.

MORTALITY STATISTICS

TABLE 5.—DEATHS (EXCLUSIVE OF STILLBIRTHS)

["Urban" includes cities of 10,000 inhabitants or more in 1920; the remainder of the State is included in "rural." White and colored are shown separately for minor contain State insane asylums, State hospitals, etc. Numbers under causes of

AREA AND COLOR		All causes	Ty-phoid and para-typhoid fever	Mala-ria	Small-pox	Mea-sles	Scarlet fever	Whoop-ing cough	Diph-theria	Influ-enza	Ery-sipelas	Men-ingo-coccus menin-gitis	Tuber-culosis of the respira-tory system	Tuber-culosis of the menin-ges, etc.	Other forms of tuber-culosis	Cancer and other malig-nant tumors	Rheu-matism
			1	5	6	7	8	9	10	11	21	24	31	32	33-37	43-49	51, 52
TENNESSEE																	
1	Chattanooga*.....	White.....	952	2		5	2	4	8	66	1	3	53	6	8	43	2
		Colored.....	809	5	5	3	1	1	3	51	2		66	1	14	13	1
2	Jackson.....	White.....	198	2	2	3	2			5	1		11		1	12	
		Colored.....	173	4	3	2				6			16		6	5	1
3	Johnson City*.....	White.....	301	2			2		1	27	1		36		2	13	1
		Colored.....	37							2			11	1	2		
4	Knoxville.....	White.....	1,167	7		7	2	4	7	90	3		55	9	9	68	3
		Colored.....	328	5						28			24	3	3	12	
5	Memphis.....	White.....	1,931	9	15	4	1	8	8	61	4	7	79	3	16	157	3
		Colored.....	1,816	14	11	5		2	3	65	3	6	208	3	25	53	8
6	Nashville.....	White.....	1,585	15	1	4	1	6	10	60	8	5	78	7	9	128	5
		Colored.....	1,037	6	2	1		3	11	37	1	1	98	5	20	48	6
TEXAS ²																	
7	Beaumont.....	White.....	371	1		10	1	2	5	16		2	9			30	
		Colored.....	295	1	2	3		1		21		2	33	1	4	12	1
8	Dallas.....	White.....	2,015	3	4	2	4	13	22	92	8	2	65	2	7	167	8
		Colored.....	643	3	5			3	5	30	1		33	2	9	23	2
9	El Paso.....	White.....	2,044	13		116	6	35	14	121	3	1	378	14	16	100	2
10	Fort Worth.....	White.....	1,489	10	2	4	4	5	13	71	3	3	59	1	7	99	6
		Colored.....	376	2	2	1	1	1		21			23	1	2	18	
11	Galveston.....	White.....	513	2		3		1	7	10			18	1	2	44	
		Colored.....	247	3		1					1		15		3	20	1
12	Houston.....	White.....	2,373	19	2	23	1	19	18	109	3	6	138	1	6	170	1
		Colored.....	1,036	5	6	3		1		47		1	91		11	28	2
13	San Antonio.....	White.....	3,298	5	5	80	2	9	27	173	6	3	325	14	27	155	7
		Colored.....	293			3			1	19			38	2	1	12	1
14	Waco.....	White.....	529	2		5	1	3	1	26	2		29		2	36	2
		Colored.....	227	1	1					12			10		1	15	1
UTAH																	
15	Ogden.....	White.....	458	3		1	2	3	1	34	1	9	2		2	33	1
16	Provo.....	White.....	197	1		1	1			22	2	1	1		1	22	2
17	Salt Lake City.....	White.....	1,753	4			1	5	7	115	1	21	81	3	8	153	4
		Colored.....															
VERMONT																	
18	Barre.....	White.....	135							1	1		26	2		9	
19	Burlington.....	White.....	402						1	7	1	1	11	4	2	46	1
20	Rutland.....	White.....	273	3						12			5	1		32	1
		Colored.....															
VIRGINIA																	
21	Alexandria.....	White.....	207					1		5	1	1	10		1	14	
		Colored.....	97							1			5	1		4	1
22	Charlottesville.....	White.....	90			1				1			10			9	
		Colored.....	56					1		2			5			2	
23	Danville.....	White.....	281			9			3	11	1	1	5	1	3	12	
		Colored.....	127							3			6		3	8	
24	Lynchburg.....	White.....	413	2		2		1	3	15			15	1	1	33	2
		Colored.....	215	3					3	10		1	12	1	1	10	3
25	Newport News.....	White.....	171	2	1	2	1			2			6	1		9	
		Colored.....	244	5					1	8			23	3	2	5	1
26	Norfolk.....	White.....	932	4			3	1	5	20	3	1	32	2	2	85	
		Colored.....	966	2	1			3	4	18			72	3	15	38	6
27	Petersburg.....	White.....	251						2	11			15		1	17	
		Colored.....	364	2				2	2	17			39		1	11	1
28	Portsmouth.....	White.....	261	1				1	3	6		2	15			19	
		Colored.....	391	1	3			1		24			19	1	4	10	5
29	Richmond.....	White.....	1,601	2		6	1	1	9	32	2	1	57	5	4	159	4
		Colored.....	1,211	4		5		18	4	29		1	97	6	10	40	1
30	Roanoke.....	White.....	665	4			1	3	5	37	3		20	2	1	45	1
		Colored.....	247	3				2	1	23			15	1	3	8	1
31	Staunton*.....	White.....	306	1		1	1			16	1		24	1	1	15	
		Colored.....	40					1		2			4			1	
WASHINGTON																	
32	Aberdeen.....	White.....	246						1				16	2	2	20	1
33	Bellingham.....	White.....	350							12		1	16	1		45	
34	Everett.....	White.....	399	1		2			1	4		2	8	7		44	
35	Hoquiam.....	White.....	111				1	1	1	3			2			9	
36	Seattle.....	White.....	3,798	7		5		2	4	107	2	9	136	15	21	532	6
		Colored.....	181					1		6			29	5	1	10	
37	Spokane.....	White.....	1,607	2	1		4	1	8	79	4	18	28	6	4	171	4
38	Tacoma.....	White.....	1,293				1			31	2	5	41	3	4	156	2
39	Vancouver.....	White.....	186	1						8		1	6	1	1	20	
40	Walla Walla.....	White.....	228	2			1			5	1	6	2	1	2	24	1
41	Yakima.....	White.....	360	2					3	19		1	7	3		37	

² Excludes collision with railroad trains and street cars.

DEATHS FROM IMPORTANT CAUSES, BY COLOR

93

FROM IMPORTANT CAUSES, BY COLOR: 1928—Continued

subdivisions when the colored population formed at least 10 per cent of the total, or numbered 10,000 or more, in 1920. Minor areas which are designated by asterisks (*) death correspond to those of the 1920 revision of the detailed International List]

Diabetes mellitus	Cerebral hemorrhage and softening	Diseases of the heart	Bronchitis	Pneumonia (all forms)	Diarrhea and enteritis (under 2 years)	Appendicitis and typhilitis	Hernia, intestinal obstruction	Cirrhosis of the liver	Nephritis	Puerperal septicemia	Other puerperal causes	Congenital malformations and diseases of early infancy	Suicide	Homicide	Automobile accidents			Other external causes	Unknown or ill-defined diseases	All other causes
															Primary	In collision with—	Street cars			
57	74, 83	87-90	99	100, 101	113	117	118	122	128, 129	146	143-145 147-150	159-163	165-174	197-200	188c	Railroad trains pt. of 188a	Street cars pt. of 188b	175-187, pt. of 188a, b, 188d-196, 201-203	204, 205	
11	53	85	2	82	28	23	10	2	60	6	12	56	8	13	32	3		49	53	161
3	40	86	6	100	10	5	6	1	58	4	5	14	2	42	13			24	85	139
7	14	18		19	4	7	2		14	2	3	3	1	4	6			11	12	32
2	9	13		13	3	5		1	15	2	1	1	1	4	4			4	29	23
3	12	40	2	18	18	3			13		2	16	2	6	3			19	13	46
	2	2		5	1	1					1	1			3			1	7	
15	59	120	3	108	50	23		2	76	6	9	69	18	18	25	3		61	45	185
3	16	47		37	9	1	4		23	2		12	3	10	7			16	7	56
25	108	238	2	129	22	59	33	18	153	22	18	106	35	27	45	6	3	97	42	368
15	84	199	8	179	27	36	36	6	102	12	19	73	2	89	35	2	1	69	67	349
20	107	205	5	108	36	47	29	10	77	8	20	128	8	12	32			72	37	286
7	77	166	5	88	8	12	10	2	107	8	3	43	1	29	11			30	41	150
9	20	40	2	25	5	12	10	3	31	5	6	21	3	6	12			12	11	62
4	18	17		26	11	5	1	2	18	3	3	11	1	8	2			12	12	60
25	167	289	8	102	30	42	23	15	126	9	23	155	31	24	62		2	100	1	377
8	52	52		80	9	11	11	5	79	7	6	43	1	34	4			26	1	144
13	47	159	9	124	164	16	19	14	79	18	9	121	18	20	36		1	69	45	283
17	105	197	5	110	21	35	16	10	81	11	8	90	31	18	43	1	2	71	45	285
2	13	37		48	5	8	7	3	34	2	2	16	2	15	1			16	25	69
8	35	98	3	43	4	10	6	5	28	2	3	30	8	8	11			30	4	86
5	11	33	2	16	3	5	2	2	20	1	2	11	3	11	2		1	9	2	62
37	99	253	15	160	63	48	23	16	191	14	15	119	30	25	64	6	2	110	157	409
16	48	71	5	86	19	10	9	10	67	2	8	23	1	48	7			39	183	188
32	126	290	23	314	276	42	31	19	140	18	28	159	30	34	61	1		105	172	560
	8	41	4	16	2	4	5	3	36	3	1	6	1	7	3			9	14	53
4	31	72	1	27	6	20	9	3	32	2	6	30	5	4	16			27	5	120
7	15	28	2	9	1	3	3	2	20	1	2	11	5	4	2			18	4	49
7	26	65	2	44	2	18	10	1	30	3	1	39	6	6	6	2		33	1	63
2	21	16	2	11	2	5			11	1	3	6	4		6	1		9		45
34	98	251	6	128	9	39	27	8	143	9	11	114	20	5	45	1	1	75	55	276
1	8	22		5	4	2	2	1	10	1	1	11	4	1	2			9		12
16	31	75		25	4	14	6	2	25	2	5	33	1		8			21		60
9	26	37	1	19		2	2	7	33	1	4	13	2	1	5			18	3	36
4	10	26		15	6	2	1		26	1	2	22	6	1	7			16		28
4	4	18	1	16	1			2	9	1	3	7		2	2			1	4	14
1	11	11	1	3	1				18	1		4	1		2			2	4	9
4	3	17		4	3		1		7			4		1						4
2	21	44	1	11	6	10	6	1	20	2	3	34	1	2	10			9	8	42
4	5	31		5	1	4			8	4	4	6		4	1			6	10	16
4	29	64	2	31	5	8	3	1	35	3	5	37	8	5	3			17	2	59
2	13	29		17	8	5	2		14	1	2	13		6	3			9	6	41
4	12	32	2	8	2	3	2	1	15	3	3	20	5	1	4			8	1	24
26	36	24		24	9	4	3		21	2	1	17		4	2			15		38
10	76	185	4	55	6	24	6		102	8	6	50	22	7	17		1	42		147
8	111	190	7	126	24	10	18	5	64	8	10	33		27	8			38	2	120
3	17	31		11	7	2	2	1	42	3	1	20	8	3	8	1		11		36
1	37	27	1	35	12	2	4	8	46	1	5	22	1	7	8			14	2	55
3	24	38	1	15	3	2	1		40	1	3	16	4	2	11			11		39
2	48	36		45	14	2			32		1	29		9	7			14	1	76
19	114	274	6	101	13	38	7	13	186	6	8	89	29	4	32	1	1	58	10	299
14	105	179	3	111	28	11	13	5	105	9	19	69	1	19	20			39	47	204
8	41	93	3	34	11	13	13	3	47	4	6	83	10	6	16			32	4	116
2	15	22	1	14	14	2	2	1	31	9	2	23	7		4			8	5	28
3	14	57		53	2	1			40	1	2	15	3	2	3	1		8		40
	3	12		2			1		6			1						2		5
1	16	38		11	3	6	6	2	14		3	10	14	1	7			35		35
6	36	74		13	2	7	6	1	21	1	4	18	3		9			13	1	59
7	34	66	1	24	2	4	1		33	3	3	22	7	1	23			23	5	64
2	13	16		10					6	2		8	2	1	3			9		30
77	291	767	13	208	9	45	47	16	243	17	18	126	104	21	82	1	8	178	2	679
4	7	11		20		2	4		9	3	4	6		4	9			9		29
30	107	274	10	139	5	48	13	5	124	7	6	58	25	3	26	2	1	63	1	330
28	106	230	4	68	4	20	18	7	88	5	8	53	36	5	38		3	60	3	214
5	27	29	1	14		8	1	2	15	1	1	7	1		6			6		24
3	19	33		14	3	5	2	3	21	3	2	2	2		3			8		39
2	22	47		23	9	11	9	4	29	6	6	20			16			10	3	55

* Nonregistration State; cities shown are those with satisfactory registration of deaths.

MORTALITY STATISTICS

TABLE 5.—DEATHS (EXCLUSIVE OF STILLBIRTHS)

"Urban" includes cities of 10,000 inhabitants or more in 1920; the remainder of the State is included in "rural." White and colored are shown separately for minor contain State insane asylums, State hospitals, etc. Numbers under causes of

AREA AND COLOR		All causes	Ty-phoid and para-typhoid fever	Mala-ria	Small-pox	Mea-sles	Scarlet fever	Whoop-ing cough	Diph-theria	Influ-enza	Ery-sipelas	Me-ningo-coccus menin-gitis	Tuber-culosis of the respi-ratory system	Tuber-culosis of the menin-ges, etc.	Other forms of tuber-culosis	Cancer and other malig-nant tumors	Rheu-matism
			1	5	6	7	8	9	10	11	21	24	31	32	33-37	43-49	51, 52
WEST VIRGINIA																	
1	Bluefield.....White.....	174	5							10			4	1	1	8	
	Colored.....	63				1							3		1	2	
2	Charleston.....White.....	738	14		1	1	2	1	3	54	2		36		2	60	2
	Colored.....	130	2							13			10	1	2	6	
3	Clarksburg.....	345	1			1				33	2	3	16	1	1	29	1
4	Fairmont.....	339	1					2	3	26			10		5	15	2
5	Huntington*.....	889	7			3	1	1	4	34	2		57	4	7	51	2
6	Martinsburg.....	236	2			6	1	2	2	3			13	1	1	16	
7	Morgantown.....	216	2		1	2		1	3	12			10			20	1
8	Moundsville.....	150							1	9			18			13	1
9	Parkersburg.....	369	1			1	1		2	33			14		2	31	
10	Wheeling*.....	935	2					1	2	21	3		27	3	7	77	3
WISCONSIN																	
11	Appleton.....	357	1				1			10	1	3	8	1	1	36	4
12	Ashland*.....	208								9	1	2	10	1	2	31	1
13	Beloit.....	259	4			1	1			12			6	2	2	32	1
14	Eau Claire*.....	421				1	6			11	2	5	25	1	1	55	1
15	Fond du Lac.....	363					1	3		18			5	1		38	
16	Green Bay.....	595				1	1		1	19	1	2	17	1	7	64	2
17	Janesville.....	279								19	2	1	6	2		32	1
18	Kenosha.....	400							2	16	1		8	1	2	38	1
19	La Crosse*.....	675	1				2	1		7			14	1	7	95	1
20	Madison.....	912					3		4	16	3		35	6	7	124	3
21	Manitowoc.....	245								7			9		1	23	
22	Marinette.....	174								10	1	1	8		1	14	
23	Milwaukee.....	6,132	4			1	17	30	39	145	17	49	292	25	30	597	24
24	Oshkosh.....	498				1	1			22	1		17		2	55	2
25	Racine.....	666				1	2	2	6	16	1	6	27	6	1	66	3
26	Sheboygan.....	421	1						5	31		3	9		1	42	1
27	Stevens Point.....	177	1					1		6	3		6		1	14	
28	Superior.....	420					1		2	21	1	3	20	6	2	42	1
29	Waukesha.....	176								6	2		7			20	1
30	Wausau.....	284						1	1	10	1	1	9	3		39	2
31	West Allis.....	141							1	6			10	1		18	1
WYOMING																	
32	Casper.....	183							5	16	1		10	1	1	14	
33	Cheyenne.....	198				3	1	1	3	18	1	1	6	5	1	16	

* Excludes collision with railroad trains and street cars.

95

subdivisions when the colored population formed at least 10 per cent of the total, or numbered 10,000 or more, in 1920. Minor areas which are designated by asterisks (*) death correspond to those of the 1920 revision of the detailed [International List]

Diabetes mellitus	Cerebral hemorrhage and softening	Diseases of the heart	Bronchitis	Pneumonia (all forms)	Diarrhea and enteritis (under 2 years)	Appendicitis and typhilitis	Hernia, intestinal obstruction	Cirrhosis of the liver	Nephritis	Puerperal septicemia	Other puerperal causes	Congenital malformations and diseases of early infancy	Suicide	Homicide	Automobile accidents			Other external causes	Unknown or ill-defined diseases	All other causes
															Primary	In collision with—				
																Railroad trains	Street cars			
57	74, 83	87-90	99	100, 101	113	117	118	122	128, 129	146	143-145	159-163	165-174	197-200	188c	pt. of 188a	pt. of 188b	175-187, pt. of 188a, b, 188d-196, 201-203	204, 205	
1	6	11		12	6	9	1	1	9	3	2	15	2		5			14	1	47
2	3	6		6	1	2	2		8		2	2						8		13
8	35	61		53	39	16	17	1	53	4	8	54	9	11	17	1		72	1	100
2	4	9	1	9	2	1	4	1	10	1	1	3	1	3	1			18		25
1	21	32	2	31	7	4	4	2	18	3	7	22	6	3	9	1		31		53
4	23	43		26	6	6	9	1	17	3	7	27	6	1	8		1	41	1	45
9	52	122	2	61	41	14	12	4	47	7	7	70	14	12	14			57	3	168
5	16	36		11	13	3	4		18	1	2	14	1		7	3		16		39
	15	30	2	17	4	1	2	1	8	2	2	12	1	3	8			21	1	34
3	14	22		6	6	2	1		9		1	6	3		1			13		21
8	21	58	1	16	6	8	3	2	32	3	9	24	4		11			16	2	60
23	50	146	4	68	7	28	20	14	113	7	9	54	8	4	22			58		159
16	31	44	1	16	3	13	4		28	3	2	26	1	1	9			15		76
5	10	23		14		7	4	1	19		2	13	4		3	2		10	1	35
6	19	44	6	4	3	10	4	1	15	1	4	17			9	2		16		37
7	19	77		23	5	7	4	1	23	2	4	34	2	2	5			14		74
7	29	58		21	4	3	9	2	31	2	3	30	4	1	9	1		22		61
15	40	76	1	32	9	22	8	5	48	3	5	45	11		21			23		110
5	20	43	1	12		7	5	1	17	2	2	26		1	11			16		47
5	22	70	3	32	5	4	1	7	23	1	2	44	8	3	11	11		23		56
22	38	120	1	46	4	11	13	6	39	7	6	38	7	1	12		1	35	3	136
17	55	124	2	58	3	28	9	8	48	5	9	54	11	2	28			47		208
5	19	39	1	9	5	14	5		33		2	17	3		5			14		34
3	20	35	2	7		9		1	14			6	2		4			9		27
128	393	1,123	26	638	123	108	79	71	375	30	46	433	99	16	127	9	5	223	4	806
12	45	111	3	26	3	11	6	6	17	1	6	35	2		2			23		87
10	45	129	3	44	4	12	5	8	33	2	8	55	9	1	13	1		26		121
10	35	88	4	17	5	6	5	4	27		4	29			8			11		66
7	10	31		19	3	4	3	3	18	2	1	11	1	1	3			7	1	22
9	33	60		14	1	5	2	1	22	3	1	22	7		11	1		32	1	61
5	15	32		48	1	2	1	1	11		3	8	1		9			4	2	30
4	13	49	1	19	5	4	2	2	20	1	6	21	2	1	6		1	18		42
4	7	29	1	14	3			1	11		1	9	1		2			1		20
	10	19	1	16	2	5	4	2	10	1	2	15	4	4	3			13		24
4	5	20		28	2	6	4	1	11			20	5	1	6	1		11		22

MORTALITY STATISTICS

TABLE 6.—DEATHS (EXCLUSIVE OF STILLBIRTHS) FROM

"Urban" includes cities of 10,000 inhabitants or more in

List No.	CAUSE OF DEATH	Registration area in continental United States	REGISTRATION STATES			Registration cities in nonregistration States ²	All registration cities ¹	ALABAMA				ARIZONA	
			Total ¹	Urban ¹	Rural			Urban		Rural		Urban	Rural
								White	Colored	White	Colored		
	All causes.....	1,378,675	1,361,987	687,649	674,338	16,688	704,337	4,275	4,224	12,349	10,999	2,298	4,146
	I.—Epidemic, endemic, and infectious diseases.....	201,612	198,085	86,347	111,738	3,527	89,874	561	897	2,323	2,432	919	1,273
1	Typhoid and paratyphoid fever.....	5,620	5,542	1,490	4,052	78	1,568	19	23	90	115	4	33
2	Typhus fever.....	16	15	6	9	1	7	1	—	3	—	—	—
3	Malta fever.....	11	11	8	3	—	8	—	—	—	—	—	—
4	Malaria.....	4,167	4,137	385	3,752	30	415	21	27	112	143	1	2
5	Smallpox.....	131	129	25	104	2	27	—	—	1	2	—	—
6	Measles.....	6,146	5,888	2,513	3,375	258	2,771	23	13	154	42	27	40
7	Scarlet fever.....	2,229	2,206	1,039	1,167	23	1,062	1	2	10	—	2	7
8	Whooping cough.....	6,234	6,140	2,679	3,461	94	2,773	6	32	82	90	5	74
9	Diphtheria.....	8,263	8,149	4,379	3,770	114	4,493	28	6	170	44	5	20
10	Influenza (with pulmonary complications).....	33,188	32,655	12,884	19,771	533	13,417	155	146	525	311	49	133
11a	Influenza (other and unspecified).....	18,553	18,289	5,816	12,973	264	5,580	52	74	290	232	35	68
11b	Mumps.....	119	115	54	61	4	58	—	—	—	—	—	—
12	Cholera nostras.....	123	122	17	105	1	18	2	2	2	3	—	—
13	Dysentery.....	3,215	3,138	670	2,468	77	747	9	13	65	37	2	24
14	Plague.....	2	2	—	—	—	—	—	—	—	—	—	—
15	Spirochetal hemorrhagic jaundice.....	52	52	29	23	—	29	—	—	1	—	—	—
16	Leprosy.....	21	21	2	19	—	2	—	—	—	—	—	—
17	Erysipelas.....	2,724	2,695	1,457	1,238	29	1,486	13	6	40	7	3	7
18	Acute anterior poliomyelitis.....	1,381	1,362	598	764	19	617	2	2	12	9	6	7
19	Lethargic encephalitis.....	1,373	1,362	850	502	21	871	3	2	2	2	2	1
20	Meningococcus meningitis.....	2,923	2,901	2,107	794	22	2,129	4	4	6	3	26	18
21	Other epidemic and endemic diseases.....	298	296	132	164	2	134	1	1	2	1	—	—
22	Anthrax.....	18	18	11	7	—	11	—	—	—	—	—	—
23	Rabies.....	107	103	68	35	4	72	—	1	2	1	—	—
24	Tetanus.....	1,489	1,447	752	695	42	794	13	19	16	7	3	—
25	Mycoses.....	247	243	111	132	4	115	1	1	1	9	—	—
26	Tuberculosis (all forms).....	90,659	89,007	41,708	47,299	1,652	43,360	157	376	701	1,098	727	796
27	Of the respiratory system.....	80,285	78,775	35,771	43,004	1,510	37,281	132	335	631	1,030	697	750
28	Of the meninges, central nervous system.....	3,446	3,403	2,294	1,109	43	2,337	10	13	15	10	13	16
29	Of the intestines, peritoneum.....	2,740	2,698	1,283	1,415	42	1,325	4	13	32	23	9	15
30	Of the vertebral column.....	940	929	515	414	11	526	—	1	6	9	1	4
31	Of the joints.....	308	305	150	155	3	153	—	2	1	3	—	—
32	Of other organs.....	1,240	1,232	635	597	8	643	5	3	7	10	2	8
33a	Disseminated (acute).....	1,440	1,409	933	476	31	964	6	9	6	13	4	2
33b	Disseminated (chronic or unspecified).....	260	256	127	129	4	131	—	—	3	—	1	1
34	Syphilis.....	10,013	9,816	5,750	4,066	197	5,947	37	135	27	247	16	31
35	Soft chancre.....	9	9	4	5	—	4	—	—	—	—	—	—
36	Gonococcus infection.....	1,019	993	693	300	26	719	9	11	1	17	1	2
37	Purulent infection, septicemia.....	1,233	1,203	597	606	30	627	4	1	7	11	3	3
38	Other infectious diseases.....	29	29	13	16	—	13	—	—	1	1	—	—
	II.—General diseases not included in Class I.....	165,698	164,038	91,734	72,304	1,660	93,394	468	279	1,098	825	155	217
39	Cancer and other malignant tumors.....	109,770	108,780	61,800	46,980	990	62,790	281	133	610	310	100	136
40	Of the buccal cavity.....	3,656	3,525	1,877	1,648	30	1,907	13	2	27	10	1	4
41	Of the stomach, liver.....	38,128	37,863	20,347	17,516	265	20,612	68	23	178	69	33	63
42	Of the peritoneum, intestines, rectum.....	16,130	15,994	9,707	6,287	136	9,843	38	20	57	14	10	11
43	Of the female genital organs.....	15,839	15,644	9,149	6,495	195	9,344	54	46	124	127	21	14
44	Of the breast.....	10,056	9,976	5,794	4,182	80	5,874	23	17	48	39	5	6
45	Of the skin.....	3,020	2,988	1,131	1,857	32	1,163	12	—	54	7	2	4
46	Of other or unspecified organs.....	23,042	22,790	13,795	8,995	252	14,047	73	25	122	44	28	34
47	Tumors, benign and unqualified (tumors of the female genital organs excepted).....	825	807	485	322	18	503	3	2	3	7	2	5
48	Acute rheumatic fever.....	2,849	2,824	1,475	1,349	25	1,500	2	9	29	26	1	2
49	Chronic rheumatism, osteoarthritis, gout.....	1,475	1,462	577	885	13	590	1	3	21	6	2	2
50	Scurvy.....	54	54	21	33	—	21	—	—	1	—	—	—
51	Pellagra.....	6,969	6,823	1,591	5,232	146	1,737	69	59	219	353	1	12
52	Beriberi.....	4	4	3	1	—	3	—	—	—	—	—	—
53	Rickets.....	434	428	225	203	6	231	—	2	3	1	1	2
54	Diabetes mellitus.....	21,747	21,547	12,717	8,830	200	12,917	55	35	108	56	13	15
55a	Fernicious anemia.....	3,608	3,576	1,683	1,893	32	1,715	8	2	17	6	7	7
55b	Other anemias and chlorosis.....	701	685	358	327	16	374	2	2	8	5	1	3
56	Diseases of the pituitary gland.....	121	120	90	30	1	91	1	1	—	—	—	—
57a	Exophthalmic goiter.....	4,097	4,071	2,647	1,424	26	2,673	9	10	9	5	1	4
57b	Other diseases of the thyroid gland.....	659	652	367	285	7	374	—	2	5	4	2	1
58	Diseases of the parathyroid glands.....	105	105	54	51	—	54	—	—	—	—	1	1
59	Diseases of the thymus gland.....	1,467	1,430	944	486	37	981	5	—	5	3	3	2
60	Diseases of the adrenals (Addison's disease).....	382	378	231	147	4	235	—	—	1	—	1	2
61	Diseases of the spleen.....	167	163	104	59	4	108	—	1	2	—	—	—
62a	Leukemia.....	2,219	2,185	1,459	726	34	1,493	5	3	7	5	3	2
62b	Hodgkin's disease.....	1,026	1,012	610	402	14	624	3	2	6	4	3	2
63	Alcoholism (acute or chronic).....	4,627	4,597	2,980	1,617	30	3,010	17	6	10	21	9	13
64a	Chronic lead poisoning.....	129	125	71	54	4	75	—	—	1	—	—	—
64b	Other chronic mineral poisoning.....	35	34	22	12	1	23	—	—	—	—	—	—
65	Chronic poisoning by organic substances.....	161	154	107	47	7	114	1	—	2	—	—	—
66	Other general diseases.....	2,067	2,022	1,113	909	45	1,158	6	7	31	13	4	5
	III.—Diseases of the nervous system and of the organs of special sense.....	137,072	135,814	61,311	74,503	1,258	62,569	368	321	1,088	820	106	183
67	Encephalitis.....	1,478	1,445	779	666	33	812	1	10	11	4	5	4
68a	Simple meningitis.....	2,632	2,584	1,540	1,044	48	1,588	11	5	19	8	5	10
68b	Non-epidemic cerebrospinal meningitis.....	655	649	315	334	6	321	3	3	3	4	6	1
69	Tahes dorsalis (locomotor ataxia).....	1,500	1,489	760	729	11	771	4	2	3	8	—	—
70	Other diseases of the spinal cord.....	3,584	3,555	1,622	1,933	29	1,651	6	3	40	6	6	3
71a	Cerebral hemorrhage.....	94,544	93,760	41,506	52,254	784	42,290	227	252	732	496	59	95
71b	Cerebral embolism and thrombosis.....	4,336	4,297	2,582	1,715	39	2,621	8	2	6	2	2	4
72	Paralysis without specified cause.....	5,827	5,749	1,519	4,230	78	1,597	11	19	128	127	3	8
73	General paralysis of the insane.....	5,313	5,296	2,217	3,079	17	2,234	12	—	12	30	1	18
74	Other forms of mental alienation.....	1,742	1,713	624	1,089	29	653	15	2	7	26	4	6
75	Epilepsy.....	3,304	3,282	1,030	2,252	22	1,052	18	3	28	48	2	11
76	Convulsions (nonpuerperal; 5 years and over).....	130	126	39	87	4	43	1	—	1	1	1	—
77	Infantile convulsions (under 5 years).....	1,390	1,383	432	951	7	439	1	4	19	35	5	8
78	Chorea.....	66	66	27	39	—	27	—	—	—	—	—	—
79	Neuralgia and neuritis.....	309	307	124	183	2	126	—	1	4	—	—	—

¹ Including District of Columbia.

CAUSES OF DEATH FOR URBAN AND RURAL DISTRICTS

97

EACH CAUSE, IN URBAN AND RURAL DISTRICTS: 1928

1920; the remainder of the State is included in "rural"]

ARKANSAS				CALIFORNIA		COLORADO		CONNECTICUT		DELAWARE		DISTRICT OF COLUMBIA		List No.
Urban		Rural		Urban	Rural	Urban	Rural	Urban	Rural	Urban	Rural	White	Colored	
White	Colored	White	Colored	Urban	Rural	Urban	Rural	Urban	Rural	Urban	Rural	White	Colored	
2, 131	1, 179	11, 008	5, 680	38, 547	27, 559	6, 479	7, 598	13, 719	4, 219	1, 518	1, 678	4, 472	2, 767	
306	294	2, 641	1, 685	5, 255	5, 009	1, 445	1, 785	1, 537	425	153	239	405	468	
18	10	194	123	66	41	16	26	10		7	11	6	9	1
16	36	513	303	2	15		2	1	1		2		1	2
15	6	181	67	12	20	8	46	65	5	2	6	10	6	4
2		11		38	23	8	40	15	5	2	7	6	2	6
3	1	58	54	175	185	36	85	95	12	11	6	7	15	8
36	1	124	8	179	89	17	24	76	9	8	1	26	20	9
31	20	291	205	241	290	123	286	175	49	23	22	38	23	10a
		2		2	2	2	1	57	23	15	22	10	7	11b
		6		1				3			1			13
10	3	89	66	30	58	3	14	5	2	2	8	1		15
				2	2									16
						1							1	17
6		19	2	61	26	24	28	41	10	2	4	12		19
2	2	14	4	33	41	3	25	9	5	3	4	4		20
1	1	5	1	28	25	12	4	19	2	1		4		21
		16		86	34	96	42	22	1			3	2	22
		2	1	4	6	2	5	4				1		23
		1												24
		18	8	41	27	5	1	14	3	2	3	7	4	25
2	5	2	1	14	8	1	1	1				2		26
135	140	657	595	3, 039	3, 028	662	753	828	288	62	135	250	337	27
123	128	599	550	2, 657	2, 797	611	710	723	273	54	124	218	297	28
		11		139	79	23	9	47	4	4	1	15	8	29
4	8	18	17	33	11	5	10	21	7	2	5	4	10	30
1		2	2	33	2	1	4	6		2	1	4	2	31
		12	4	47	27	5	4	14				2	1	32
3	1	7	15	71	41	8	9	13	2			5	2	33
		19	75	350	241	41	34	76	9	12	4	16	3	34
2	4	4	12	20	1	7	3	7					1	35
3	4	23	5	17	18	10	6	14	1	1	2	2	1	36
				1		1								37a
270	145	907	509	5, 660	2, 985	772	692	1, 963	555	186	171	654	207	37b
146	40	492	124	4, 249	2, 175	535	482	1, 392	400	120	124	497	128	38
9	2	18	1	117	90	15	13	35	10	6	3	20	7	39
43	10	170	34	1, 332	785	176	182	416	149	47	51	129	37	40
13	5	41	10	677	513	72	66	240	68	18	14	69	7	41
26	7	77	51	667	266	78	53	182	44	20	19	59	29	42
10	5	43	9	435	201	65	46	129	30	9	11	67	19	43
11		55		89	74	13	10	30	15		7	9	1	44
34	11	88	19	932	456	116	112	360	67	20	19	144	28	45
2	2			23	13	2	4	11	3			3	1	46
1		21	9	42	33	7	18	32	3	4		7	8	47
4		14	2	48	32	10	8	12	6	2	1	4	1	48
		1		3	3									49
61	80	178	314	33	21	2	1	1	1		1		2	50
		2	3											51
27	15	108	32	637	348	105	81	292	75	28	18	91	2	52
4	2	8	5	93	62	16	18	30	14	4	5	7	40	53
1		4	2	21	10	2	5	9	3			5		54
		1		5	5		1							55
5	3	2	3	125	46	31	15	16	6	2	3	9	3	56
		5	1	22	5	6	1	3		1		2	1	57
4		6		43	33	8	7	11	5	2	2	2		58a
2		2		11	7	1	3	3	2	2		4	1	58b
		10	1	106	33	10	10	41	4	3	1	4		59
4		8		44	19	5	5	12	5	1		4	1	60a
6		17	8	87	90	16	11	66	25	17	12	5	5	60b
		3		3	3	1	1	2				1		61
2		2		1	1	1	1	1						62
1	3	19	2	49	32	9	18	18	4	1	2	6	6	63
														64
179	100	842	359	3, 550	2, 806	564	679	1, 313	599	181	224	448	246	65a
7		16	4	30	31	15	4	20	3	6	1	8	3	65b
4	4	23	8	57	27	14	12	15	7	4	7	21	6	66
4	1	8	1	16	11	7	17	7				3		67
2	1	5		60	43	7	5	8				4		68
1	6	43	7	101	86	13	23	48	9	3	7	10	8	69
92	43	514	226	2, 500	1, 780	366	467	957	450	142	167	233	162	70
7	1	11	1	182	84	32	17	64	25	4	4	22	14	71a
5	7	108	62	94	66	15	16	11	7	3	12	8	11	71b
8	25	3	3	47	73	8	2	34	31	1	3	14	20	72
4		29	3	50	75	10	26	6	23		1	3	5	73a
17	6		11	10	13	3	2	19		1	4	1	2	73b
								11	2	1	1	1		74
1														75
														76
														77
														78
														79
														80

* These cities are shown on p. 3.

MORTALITY STATISTICS

TABLE 6.—DEATHS (EXCLUSIVE OF STILLBIRTHS) FROM

["Urban" includes cities of 10,000 inhabitants or more in

List No.	CAUSE OF DEATH	Registration area in continental United States	REGISTRATION STATES			Registration cities in nonregistration States ¹	All registration cities ¹	ALABAMA				ARIZONA	
			Total ¹	Urban ¹	Rural			Urban		Rural		Urban	Rural
								White	Colored	White	Colored		
	III.—Diseases of the nervous system and of the organs of special sense—Contd.												
83	Softening of the brain.....	744	739	264	475	5	269			4	3		1
84	Other diseases of the nervous system.....	5,229	5,180	2,858	2,322	49	2,907	19	6	36	10	4	6
85	Diseases of the eye and annexa.....	112	112	61	51		61						
86a	Diseases of the ear.....	2,394	2,334	1,649	685	60	1,709	22	6	23	5	3	2
86b	Diseases of the mastoid process.....	1,783	1,748	1,363	385	35	1,398	9	3	7	4		4
	IV.—Diseases of the circulatory system.....	269,283	267,239	143,505	123,734	2,044	145,549	648	568	1,525	1,243	217	337
87	Pericarditis.....	1,038	1,017	523	494	21	544	3	1	10	10		2
88	Endocarditis and myocarditis (acute).....	9,360	9,266	5,744	3,522	94	5,838	25	51	27	47	18	11
89	Angina pectoris.....	18,077	17,876	9,170	8,706	201	9,371	74	19	117	30	15	13
90	Other diseases of the heart.....	209,374	207,907	111,823	96,084	1,467	113,290	465	461	1,287	1,072	174	275
91a	Aneurysm.....	2,106	2,074	1,388	686	32	1,420	7	8	7	12		3
91b,c	Other diseases of the arteries.....	23,006	22,879	11,038	11,841	127	11,165	64	21	76	46	7	20
92	Embolism and thrombosis (not cerebral).....	4,876	4,799	3,163	1,636	77	3,240	7	3	10	5	1	9
93	Diseases of the veins.....	652	646	419	227	6	425	1	1	3	4		1
94	Diseases of the lymphatic system.....	238	232	127	105	6	133	1	1	1	1	1	
95	Hemorrhage without specified cause.....	170	162	45	117	8	53			2	5		2
96	Other diseases of the circulatory system.....	386	381	65	316	5	70	1	2	15	11	1	1
	V.—Diseases of the respiratory system.....	128,139	126,699	71,053	55,646	1,440	72,493	380	469	1,165	802	247	438
97a	Diseases of the nasal fossae.....	345	345	72	273		72	1	1	3	10		3
97b	Diseases of the nasal fossae annexa.....	745	733	503	230	12	515	2		5	1	1	
98	Diseases of the larynx.....	490	485	225	260	5	230			9	1	2	
99a	Acute bronchitis.....	2,201	2,172	1,173	999	29	1,202	1	1	6	8	3	7
99b	Chronic bronchitis.....	2,251	2,223	1,043	1,180	28	1,071	4	4	22	6	5	5
99c	Bronchitis (unspecified, under 5 years).....	531	527	228	299	4	232	1	1	10	5	1	6
99d	Bronchitis (unspecified, 5 years and over).....	992	969	425	544	23	448	1	8	15	8		
100a	Broncho-pneumonia.....	44,487	43,998	25,585	18,413	489	26,074	110	111	372	186	92	166
100b	Capillary bronchitis.....	774	767	435	332	7	442			7	5	4	2
101a	Lobar pneumonia.....	61,059	60,406	35,596	24,810	653	36,249	226	309	548	364	98	157
101b	Pneumonia (unspecified).....	5,875	5,788	1,303	4,485	37	1,390	3	9	117	168	16	48
102	Pleurisy.....	2,888	2,861	1,903	958	27	1,930	12	10	8	14	5	2
103	Congestion and hemorrhagic infarct of the lung.....	1,560	1,528	700	828	32	732	7	3	16	1	2	7
104	Gangrene of the lung.....	193	191	127	64	2	129			2			
105	Asthma.....	2,252	2,227	991	1,236	25	1,016	9	8	19	14	12	12
106	Pulmonary emphysema.....	155	153	71	82	2	73		1				
107	Other diseases of the respiratory system (tuberculosis excepted).....	1,341	1,326	673	653	15	688	3	2	6	11	4	19
	VI.—Diseases of the digestive system.....	101,127	99,206	54,487	44,719	1,921	56,408	495	287	1,068	627	260	521
108	Diseases of the mouth and annexa.....	924	914	504	410	10	514	4	3	7	15	1	2
109a	Adenoid vegetations.....	8	8	7	1		7						
109b	Other diseases of the pharynx, tonsils.....	4,366	4,310	2,550	1,760	56	2,606	19	7	30	13	12	13
110	Diseases of the esophagus.....	132	131	92	39	1	93						
111a	Ulcer of the stomach.....	5,099	5,039	3,136	1,903	60	3,196	24	16	40	17	6	7
111b	Ulcer of the duodenum.....	2,230	2,196	1,625	571	34	1,659	13		11	4		
112	Other diseases of the stomach (cancer excepted).....	5,442	5,310	1,659	3,751	132	1,691	9	31	72	112	4	30
113	Diarrhea and enteritis (under 2 years).....	23,663	23,020	9,529	13,491	643	10,172	121	64	489	211	137	326
114	Diarrhea and enteritis (2 years and over).....	7,067	6,896	2,449	4,447	171	2,620	26	22	148	58	36	47
115	Ankylostomiasis.....	27	27	3	24		3			7	1		
116	Diseases due to other intestinal parasites.....	119	118	36	82	1	37			1	3		
117	Appendicitis and typhlitis.....	17,433	17,146	11,643	5,503	287	11,930	128	59	91	61	22	28
118a	Hernia.....	4,199	4,155	2,914	1,241	44	2,958	19	11	10	10	5	10
118b	Intestinal obstruction.....	7,755	7,612	4,531	3,081	143	4,674	42	24	43	57	16	18
119	Other diseases of the intestines.....	1,357	1,336	751	585	21	772	5	5	13	7		3
120	Acute yellow atrophy of the liver.....	553	541	343	198	12	355	1	1	2	1		2
121	Hydatid tumor of the liver.....	28	28	20	8		20						
122	Cirrhosis of the liver.....	8,630	8,510	5,178	3,332	120	5,298	20	18	44	20	5	12
123	Biliary calculi.....	4,387	4,344	2,979	1,365	43	3,022	13	2	17	5	5	5
124	Other diseases of the liver.....	5,201	5,102	3,085	2,017	99	3,184	37	16	32	14	8	13
125	Diseases of the pancreas.....	697	687	519	168	10	529	4	1	1	6	1	1
126	Peritonitis without specified cause.....	1,809	1,775	1,033	742	34	1,067	8	7	10	12	2	4
127	Other diseases of the digestive system (cancer and tuberculosis excepted).....	1	1	1			1						
	VII.—Nonvenereal diseases of the genito-urinary system and annexa.....	126,821	125,534	66,459	59,075	1,287	67,746	420	403	1,040	914	90	175
128	Acute nephritis (including unspecified under 10 years).....	5,512	5,423	2,518	2,905	89	2,607	19	33	42	65	12	17
129	Chronic nephritis (including unspecified 10 years and over).....	103,301	102,419	52,716	49,703	882	53,598	313	281	905	731	64	131
131	Other diseases of the kidneys and annexa.....	3,313	3,247	1,897	1,350	66	1,963	18	13	33	25		4
132	Calculi of the urinary passages.....	889	871	609	262	18	627	4	2	3	2		1
133	Diseases of the bladder.....	908	891	336	555	17	353	6	2	8	12	7	5
134	Diseases of the urethra, etc.....	442	430	324	106	12	336	4	8		7	2	1
135	Diseases of the prostate.....	6,264	6,187	3,582	2,605	77	3,659	27	17	27	34	5	6
136	Nonvenereal diseases of the male genital organs.....	111	107	78	29	4	82						1
137	Cysts, other benign tumors of the ovary.....	832	822	566	256	10	576	4	2	2			2
138	Salpingitis and pelvic abscess (female).....	1,905	1,864	1,427	437	41	1,468	9	21	7	14	1	2
139	Benign tumors of the uterus.....	2,378	2,324	1,775	549	54	1,829	10	21	5	15	6	2
140	Nonpuerperal uterine hemorrhage.....	70	69	29	40	1	30			3	3		
141	Other diseases of the female genital organs.....	877	861	589	272	16	605	6	3	5	6		3
142	Nonpuerperal diseases of the breast (cancer excepted).....	19	19	13	6		13						
	VIII.—The puerperal state.....	15,691	15,461	8,059	7,402	230	8,289	85	84	227	203	17	52
143	Accidents of pregnancy.....	1,596	1,576	831	745	20	851	7	4	15	17	3	4
144	Puerperal hemorrhage.....	1,621	1,599	788	811	22	810	7	4	27	15		5
145	Other accidents of labor.....	1,350	1,314	935	979	16	951	12	12	25	32	2	6
146	Puerperal septicemia.....	5,692	5,590	3,261	2,329	102	3,363	30	31	67	54	9	26
147	Puerperal phlegmasia alba dolens, embolus, etc.....	638	625	338	287	13	351	2	2	3	8		1
148	Puerperal albuminuria and convulsions.....	4,164	4,098	1,873	2,225	56	1,929	27	31	88	77	3	9
149	Following childbirth (undefined).....	49	48	23	25	1	24			2			1
150	Puerperal diseases of the breast.....	11	11	10	1		10						

¹Including District of Columbia.

CAUSES OF DEATH FOR URBAN AND RURAL DISTRICTS

99

EACH CAUSE, IN URBAN AND RURAL DISTRICTS: 1928—Continued.

1920; the remainder of the State is included in "rural"]

ARKANSAS				CALIFORNIA		COLORADO		CONNECTICUT		DELAWARE		DISTRICT OF COLUMBIA		List No.
Urban		Rural		Urban	Rural	Urban	Rural	Urban	Rural	Urban	Rural	White	Colored	
White	Colored	White	Colored	Urban	Rural	Urban	Rural	Urban	Rural	Urban	Rural	White	Colored	
1	1	7	1	34	20	4	1		5			2		83
16	1	33	6	195	106	23	18	69	22	2	1	28	7	84
		2		4	1		2	1	1			1		85
5		8	2	84	18	16	14	26	3	6	3	9	3	86a
5	1	6	2	67	23	21	4	15	2	1		9		86b
389	190	1,101	474	8,806	6,137	1,044	1,103	3,063	1,237	309	385	1,175	617	
2	1	10	7	23	14	5	4	5	2			4	2	87
9	11	33	17	299	170	46	52	136	32	35	18	61	76	88
14	4	70	8	698	455	93	28	213	108	13	25	86	9	89
294	150	885	412	6,751	4,704	763	812	2,399	913	241	300	893	455	90
2	1	8	2	162	59	21	11	21	5	5	3	14	18	91a
60	17	70	20	569	607	89	118	193	151	7	33	93	51	91b,c
5	4	11	2	271	99	21	14	77	21	8	5	20	2	92
2	1	2		26	7	4	4	14	5			3	3	93
		1		4	6			2				1	1	94
1		1	5	1	5		1	1						95
1		10	5	2	11	2	1	2						96
149	95	1,058	423	3,050	2,098	648	821	1,359	325	133	128	356	339	
		1	4	2	1	1	2	3				1		97a
3		4	1	45	9	17	9	9	1			6		97b
	2	5	2	12	7	1	4	9				2		98
		3	2	69	35	5	6	27	13	1		4	13	99a
2		17	3	60	64	11	11	25	10			6		99b
		5	3	3	5		2	7	3			2		99c
		7	4	16	15	4	6	8	2	4		3	1	99d
48	38	270	116	1,251	827	206	297	425	113	53	53	117	121	100a
		8		28	6	1	4	4	1			2	5	100b
79	37	515	192	1,278	911	339	386	732	151	64	53	174	152	101a
10	9	165	71	27	68	9	27	32	7	4	9	7	2	101b
3	2	17	3	101	39	9	12	36	6	3	2	12	20	102
1		9	6	47	36	11	5	23	8	1	3	11	3	103
1		19	11	4	5	2	1	3				1	2	104
1	5	1		54	50	20	27	11	7	2	1	5	5	105
		1		6	3		3	1				5	1	106
1	2	12	5	47	27	12	19	13	3	1	1	4	14	107
249	74	1,061	396	2,796	1,876	499	606	919	163	117	106	295	198	
2		10	2	17	21	5		14	1	1		2	2	108
17	3	39	11	137	60	26	29	50	7	6	4	11	7	109a
		5		5	4	1		1				3	1	109b
9		24	8	198	109	33	35	60	9	7	3	15	12	110
5		4	4	131	46	21	9	38	2	4		13	1	111a
11	6	113	68	58	86	9	25	20	22	4	10	4	14	111b
32	14	368	129	267	570	82	187	101	32	29	41	31	39	112
12	15	124	59	106	137	26	48	29	10	6	17	22	17	113
		1		2	1			1						114
90	13	176	40	562	255	125	125	187	13	22	4	49	33	115
4	3	21	6	129	61	15	18	67	4	8	6	16	12	116
22	8	56	28	304	144	39	44	87	14	5	1	32	34	117
4	4	11	6	37	31	6	6	15	4	4	3	6	3	118a
2		3		21	5	4	2	6	1		1		2	118b
				3										119
15	3	31	8	401	177	24	26	86	26	5	7	23	10	120
13	1	20	4	158	55	35	24	68	10	4	6	32	2	121
6	2	63	16	179	69	33	21	42	6	8	1	29	7	122
				30	15	6	2	11		1	1	3		123
5	2	17	7	50	30	9	5	36	2	3	1	4	2	124
														125
														126
														127
236	138	805	458	3,787	1,763	527	534	1,231	381	185	198	468	327	
7	11	52	43	89	56	13	18	41	7	6	8	17	33	128
181	101	616	326	3,082	1,434	409	435	999	350	156	182	388	234	129
6	5	41	24	103	47	17	10	36	7	4	4	15	9	130
6		6		51	23	7	4	15	3			2		131
3		19	17	19	19	2	6	7	3	2	2	2	2	132
	1	3	3	11	3	3	1	1	1	2		1	3	133
12	9	34	19	221	103	35	31	64	5	4	1	22	14	134
		1		1	1			2						135
2	1	6	2	36	17	8	4	6	2	1		2	2	136
9	2	13	6	60	25	13	11	19		2		8	13	137
5	7	5	11	90	26	16	12	24	2	3	1	8	15	138
1		2								1		1		139
1		7	6	24	9	4	2	16	1	4		1	2	140
														141
27	13	181	115	810	198	85	99	134	16	15	9	44	32	142
2		17	9	37	26	6	11	14	3			6	5	143
3		17	6	22	25	14	7	14	3	1	2	4	3	144
1	3	24	18	49	17	11	10	22	2	2	1	3	5	145
13	6	52	39	134	72	33	49	43	4	11	2	19	11	146
		1	1	10	9	4	5	9	1			3		147
8	4	70	42	57	49	17	17	31	3			8	7	148
								1		1			1	149
														150

2 These cities are shown on p. 3.

MORTALITY STATISTICS

TABLE 6.—DEATHS (EXCLUSIVE OF STILLBIRTHS) FROM

["Urban" includes cities of 10,000 inhabitants or more in

List No.	CAUSE OF DEATH	Registration area in continental United States	REGISTRATION STATES			Registration cities in non-registration States ²	All registration cities ¹	ALABAMA				ARIZONA	
			Total ¹	Urban ¹	Rural			Urban		Rural		Urban	Rural
								White	Colored	White	Colored		
	IX.—Diseases of the skin and of the cellular tissue.....	3,435	3,384	1,710	1,674	51	1,761	20	12	28	16	4	6
151	Gangrene.....	1,274	1,261	499	762	13	512	6	6	8	7	1	1
152	Furuncle.....	633	619	341	278	14	355	8	3	9	2	1	4
153	Acute abscess.....	781	764	478	286	17	495	3	3	3	4	1	1
154	Other diseases of the skin and annexa.....	747	740	392	348	7	399	3	3	8	3	2	2
	X.—Diseases of the bones and of the organs of locomotion.....	1,534	1,510	1,013	497	24	1,037	10	4	7	6	2	2
155	Diseases of the bones (tuberculosis excepted).....	1,236	1,218	815	403	18	833	9	4	5	4	2	2
156	Diseases of the joints (tuberculosis and rheumatism excepted).....	250	245	175	70	5	180	1	—	2	1	—	—
157	Amputations.....	4	4	1	3	—	1	—	—	—	—	—	—
158	Other diseases of the organs of locomotion.....	44	43	22	21	1	23	—	—	—	1	—	—
	XI.—Malformations.....	13,537	13,411	7,002	6,409	126	7,128	47	8	121	30	14	26
159a	Congenital hydrocephalus.....	1,513	1,487	817	670	26	843	6	4	18	12	2	5
159b	Congenital malformations of the heart.....	7,408	7,355	3,580	3,775	53	3,633	25	2	60	7	5	13
159c	Other congenital malformations.....	4,616	4,569	2,605	1,964	47	2,652	16	2	43	11	7	8
	XII.—Early infancy.....	61,622	60,848	30,424	30,424	774	31,198	228	208	803	404	78	206
160	Congenital debility, icterus, sclerema.....	6,695	6,607	2,315	4,292	88	2,403	17	25	103	75	13	49
161a	Premature birth.....	39,745	39,239	19,351	19,888	506	19,857	165	152	560	270	44	120
161b	Injury at birth.....	10,688	10,552	6,387	4,165	136	6,523	38	18	108	22	10	19
162	Other diseases peculiar to early infancy.....	4,367	4,327	2,332	1,995	40	2,372	7	12	31	35	2	17
163	Lack of care.....	127	123	39	84	4	43	1	1	1	2	—	1
164	XIII.—Old age (senility).....	13,216	13,031	2,780	10,251	185	2,965	27	20	208	363	7	49
	XIV.—External causes.....	116,328	114,834	58,966	55,838	1,494	60,490	429	379	943	858	169	432
	Suicide.....	15,566	15,390	8,329	6,561	176	9,005	54	11	74	15	21	38
165	By poisons (gas or corrosives excepted).....	937	915	519	396	22	541	4	—	7	—	3	6
166	By corrosive substances.....	1,601	1,562	1,095	467	39	1,134	15	4	3	1	2	4
167	By poisonous gas.....	2,330	2,317	2,055	262	13	2,068	—	—	—	—	2	1
168	By hanging or strangulation.....	2,868	2,851	1,354	1,497	17	1,371	2	—	4	2	2	—
169	By drowning.....	761	759	363	396	2	365	1	—	3	3	—	—
170	By firearms.....	5,437	5,366	2,437	2,929	71	2,508	30	6	48	7	8	21
171	By cutting or piercing instruments.....	856	851	451	400	5	456	—	—	6	2	3	2
172	By jumping from high places.....	509	506	448	58	3	451	2	—	2	—	—	—
173	By crushing.....	139	137	71	66	2	73	—	—	—	—	—	—
174	By other means.....	128	126	36	90	2	38	—	—	1	—	1	2
	Homicide.....	10,050	9,780	5,318	4,462	270	5,588	44	155	100	250	19	35
197	By firearms.....	6,857	6,668	3,402	3,266	189	3,591	26	113	72	178	12	27
198	By cutting or piercing instruments.....	1,465	1,409	865	544	56	921	5	33	14	57	4	5
199	By other means.....	1,728	1,703	1,051	652	25	1,076	13	9	14	15	3	3
	Accidental, other, or undefined.....	90,712	89,664	44,849	44,815	1,048	45,897	331	213	769	593	129	359
175	Poisoning by food.....	843	822	258	564	21	279	8	3	24	13	2	5
176	Poisoning by venomous animals.....	97	97	32	65	—	32	—	—	—	2	—	3
177	Other acute poisonings (gas excepted).....	1,781	1,747	937	810	34	971	13	3	12	20	5	8
178	Conflagration.....	1,760	1,734	684	1,050	26	710	5	2	12	16	3	12
179	Burns (conflagration excepted).....	6,323	6,223	3,330	2,893	100	3,430	22	34	84	98	9	28
180	Mechanical suffocation.....	1,196	1,188	407	781	8	415	5	3	29	29	1	3
181	Absorption of irrespirable, irritating, or poisonous gas.....	2,590	2,582	2,095	487	8	2,103	1	—	1	1	5	1
182	Drowning.....	8,084	8,049	2,552	5,497	35	2,587	4	15	68	67	4	24
183	Traumatism by firearms (except in war).....	2,839	2,777	857	1,920	62	919	16	12	42	37	7	19
184	Traumatism by cutting or piercing instruments.....	708	700	376	324	8	384	1	2	6	6	5	3
185	Traumatism by fall.....	16,116	15,974	9,366	6,608	142	9,508	64	19	113	45	9	31
186a	Traumatism in mines.....	2,639	2,636	560	2,076	3	563	8	8	22	52	1	25
186b	Traumatism in quarries.....	116	115	53	62	1	54	—	—	1	—	—	2
187	Traumatism by machines.....	2,180	2,159	1,193	966	21	1,214	14	18	21	11	1	12
188a	Railroad accidents.....	6,796	6,733	2,696	4,037	63	2,759	25	27	53	35	12	18
	Collision with automobiles.....	2,041	2,030	694	1,336	11	705	10	1	13	—	3	3
	Other railroad accidents.....	4,755	4,703	2,002	2,701	52	2,054	15	26	40	35	9	15
188b	Street-car accidents.....	1,581	1,557	1,210	347	24	1,234	6	—	—	—	2	—
	Collision with automobiles.....	542	534	355	179	8	363	4	—	—	—	—	—
	Other street-car accidents.....	1,039	1,023	855	168	16	871	2	—	—	—	2	—
188c	Automobile accidents (excluding collision with railroad trains and street cars).....	23,765	23,427	13,430	9,997	338	13,768	109	42	158	66	35	88
188d	Airplane and balloon accidents.....	473	459	158	301	14	172	1	—	1	—	4	5
188e,f	Injuries by other vehicles.....	1,346	1,323	540	783	23	563	2	2	12	11	—	3
188g	Landslide, other crushing.....	666	654	268	386	12	280	2	2	3	3	—	5
189	Injuries by animals (not poisoning).....	557	550	142	408	7	149	1	—	10	4	—	2
190	Wounds of war.....	4	4	1	3	—	—	—	—	—	—	—	—
192	Starvation (deprivation of food or water).....	18	17	6	11	1	7	—	—	—	—	—	—
193	Excessive cold.....	313	311	102	209	2	104	—	3	2	5	—	5
194	Excessive heat.....	654	641	325	316	13	338	1	1	7	4	5	7
195	Lightning.....	428	425	33	392	3	36	—	—	14	13	—	6
196	Other accidental electric shocks.....	1,002	989	458	531	13	471	8	2	9	5	1	9
201	Fracture (cause not specified).....	625	621	327	294	4	331	—	1	—	—	6	2
202	Other external violence.....	5,212	5,150	2,453	2,697	62	2,515	15	14	65	49	12	33
	XV.—Ill-defined diseases.....	23,560	22,893	2,769	20,124	667	3,436	89	285	705	1,456	13	229
204	Sudden death.....	2,426	2,407	303	2,104	19	322	—	6	104	133	1	7
205a	Ill-defined.....	5,682	5,090	975	4,115	592	1,567	61	234	119	266	6	59
205b	Not specified or unknown.....	15,452	15,396	1,491	13,905	56	1,547	28	45	482	1,057	6	163

¹ Including District of Columbia.

CAUSES OF DEATH FOR URBAN AND RURAL DISTRICTS

101

EACH CAUSE, IN URBAN AND RURAL DISTRICTS: 1928—Continued

1920; the remainder of the State is included in "rural"]

ARKANSAS				CALIFORNIA		COLORADO		CONNECTICUT		DELAWARE		DISTRICT OF COLUMBIA		List No.
Urban		Rural		Urban	Rural	Urban	Rural	Urban	Rural	Urban	Rural	White	Colored	
White	Colored	White	Colored											
3	2	22	13	76	63	11	16	39	8	8	4	10	5	
2	2	7	5	15	25	3	8	7	6	4	2	1	4	151
1		7	3	18	10		2	7		2	1	1	1	152
		2	1	26	15	5	1	14		1	1	4		153
		6	4	17	13	3	5	11	2	1		4		154
4		10	1	47	15	9	3	21	2	2	2	7	5	
3		9	1	41	13	8	2	14	1	2	2	4	5	155
1		1		6	1	1	1	4	1			3		156
								3						157
10	1	77	9	299	197	49	74	150	38	15	16	30	8	158
1		9	3	32	20	2	5	27	7	1	1	4	1	159a
7		40		148	127	22	38	68	19	8	12	10	3	159b
2	1	28	6	119	50	25	31	55	12	6	3	16	4	159c
82	17	625	147	1,146	870	290	377	700	118	59	67	160	128	
5	5	92	38	72	137	17	42	54	13	2	10	7	8	160
57	8	430	93	795	530	203	245	372	64	45	39	97	91	161a
17	3	69	9	179	131	39	56	220	22	9	8	39	14	161b
3		34	6	96	67	31	30	53	18	3	10	17	15	162
	1		1	4	5		4	1	1					163
9	9	241	124	150	174	57	74	41	25	6	15	18	10	164
211	84	886	375	3,588	3,293	456	706	1,205	310	149	109	398	175	
27	3	96	9	863	476	100	84	184	52	15	13	105	9	165
14		14		89	39	17	8	7	3	1	1	4	1	166
4		15	2	64	24	12	4	26	2	2		10	1	167
				200	30	19	1	53	6	2	1	41	2	168
1		9		94	79	2	10	36	13	2		5		169
1		1		24	25	1	1	16	7	1	2	2		170
14	1	49	5	286	224	41	52	27	15	7	9	31	1	171
3		4	1	57	40	3	6	11	3			4	2	172
1	2	1		40	5	3		4	1			8	1	173
		1		7	8	1	1	3	1					174
1		2		2	2	1	1	1	1					175
20	36	78	151	181	199	24	37	37	6	5	9	16	43	197
13	28	51	121	125	131	17	30	16	3	2	8	7	25	198
5	5	10	11	21	23	2		6	1		1			199
2	3	17	19	35	45	5	7	15	2	3		6	14	
164	45	692	215	2,544	2,618	332	585	984	252	129	87	277	123	
5	1	21	6	13	22	3	11	2					1	175
		4		4	4	3	2							176
9	1	14	7	77	41	9	10	11	1			2	1	177
3	5	27	10	22	67	13	20	10	4		2	7	6	178
13	4	57	26	165	111	23	31	60	4	11	5	15	14	179
2	3	8	5	16	21	4	8	4	6		2	3	5	180
4		4	1	115	32	11	8	68	5	7		21	4	181
1	1	57	29	143	506	7	59	74	58	15	14	13	9	182
6	1	47	15	32	77	13	26	16	2	2	4	9	4	183
2		6	3	20	10	5	4	10		1		2	1	184
32	5	101	13	561	297	79	71	191	32	23	23	64	18	185
5	1	22		5	18	3	50							186a
				2	2		2		2	1				186b
2	1	17	8	65	63	5	15	19	2	1	1	5	4	187
11	4	53	17	116	165	13	45	43	16	3	5	6	3	188a
2		10	1	47	68	1	14	15	4	1				
9	4	43	16	69	97	12	31	28	12	2	5	6	1	
3		1		82	20	6	2	24	1	1		8	5	188b
1		1		24	13			8		1		4		
2				58	7	6	2	16	1			4	5	
41	13	130	27	876	879	87	134	329	78	49	26	93	31	188c
1				37	59	5	4	1	1			3		188d
1		16	4	84	27	11	15	12	7	1	2	4	2	188e,f
1		2	3	20	28	3	11	8	2			1	1	188g
2		7	3	6	16	1	4	3	3	1			1	189
														190
		1			3									192
3		10	1	1	4	3	5	3	1			1		193
		8	7	1	24			3	3	6		1	2	194
3		10		20	26		13	9	1			5	1	195
3	1	2		12	6	2	4	21	9	2		2	1	196
11	4	66	23	102	90	23	30	55	13	5	3	12	9	201
7	17	551	592	27	75	23	29	39	17		5	4	2	202
1	2	68	36	2	5		3	15						204
5	3	125	88	14	46	2	10	12	4		1	2	1	205a
1	12	358	468	11	24	21	16	12	7		4	2	1	205b

* These cities are shown on p. 3.

MORTALITY STATISTICS

TABLE 6.—DEATHS (EXCLUSIVE OF STILLBIRTHS) FROM

["Urban" includes cities of 10,000 inhabitants or more in

List No.	CAUSE OF DEATH	FLORIDA ¹				GEORGIA				IDAHO		ILLINOIS		INDIANA	
		Urban		Rural		Urban		Rural		Urban	Rural	Urban	Rural	Urban	Rural
		White	Colored	White	Colored	White	Colored	White	Colored	Urban	Rural	Urban	Rural	Urban	Rural
	All causes.....	3,469	2,253	7,913	5,308	5,546	5,815	13,064	11,586	572	3,605	58,055	32,140	18,450	22,040
	I.—Epidemic, endemic, and infectious diseases.....	403	514	1,111	1,111	830	1,093	2,518	2,667	89	565	6,563	4,280	2,423	3,243
1	Typhoid and paratyphoid fever.....	18	8	56	43	32	52	149	221	2	14	57	105	46	101
2	Typhus fever.....	2				1		1							
4	Malta fever.....														
5	Malaria.....	14	10	222	155	28	20	206	298			12	43	5	8
6	Smallpox.....									1					
7	Measles.....	3	1	13	5	23	7	92	29		2	44	44	38	47
8	Scarlet fever.....	2		4	1	14	2	15	2	1	11	106	59	23	54
9	Whooping cough.....	4	4	16	20	23	16	76	49		15	154	122	71	88
10	Diphtheria.....	15	6	38	11	34	15	140	47	2	14	544	110	87	95
11a	Influenza (with pulmonary complications).....	62	52	163	92	215	146	599	307	27	183	910	772	525	752
11b	Influenza (other and unspecified).....	42	41	130	101	77	75	348	321	12	73	359	534	274	484
13	Mumps.....							1				3	2	3	1
15	Cholera nostras.....		1	1				2					3		
16	Dysentery.....	3	8	28	27	11	19	179	100	1	3	28	48	24	42
19	Spirochetal hemorrhagic jaundice.....		1	1											
20	Leprosy.....														
21	Erysipelas.....	3	1	15	1	11	1	25	4	2	9	125	51	33	33
22	Acute anterior poliomyelitis.....	1	1	6		2	1	16	2		11	16	20	8	12
23	Lethargic encephalitis.....	4	1	5	1	4	4	6			3	43	29	30	15
24	Meningococcus meningitis.....	6		4	2	7	8	3	2	3	43	195	28	20	13
25	Other epidemic and endemic diseases.....		1	2	1	1		5	3	4	8	7	5	5	3
27	Anthrax.....							1							
28	Rabies.....	1						3	1		1	12	2	7	
29	Tetanus.....	11	21	10	19	10	18	18	21			65	30	22	17
30	Mycoses.....	1		1	2	2		1	4			10	7	4	3
	Tuberculosis (all forms).....	171	235	317	389	270	554	566	996	31	157	3,437	2,044	996	1,348
31	Of the respiratory system.....	155	205	289	365	237	487	520	935	24	132	2,886	1,867	829	1,173
32	Of the meninges, central nervous system.....	6	3	10	2	12	8	12	4	2	11	201	32	56	43
33	Of the intestines, peritoneum.....	5	14	6	10	9	24	13	26	2	8	107	62	42	66
34	Of the vertebral column.....	2	2	2	1	3	9	5	5	1	2	44	27	15	24
35	Of the joints.....				1	3		1	6		1	11	7	3	3
36	Of other organs.....		1	4	5	2	8	7	11	2	2	50	32	19	12
37a	Disseminated (acute).....	3	10	4	5	3	17	8	8			118	16	22	18
37b	Disseminated (chronic or unspecified).....			2		1	1		1		1	20	1	10	9
38	Syphilis.....	29	111	60	224	49	142	39	231	2	12	332	151	143	101
39	Soft chancre.....		1						1						
40	Gonococcus infection.....	5	5	1	6	7	9	5	15		2	65	15	27	2
41	Purulent infection, septicemia.....	6	5	18	10	13	3	17	9	1	4	35	32	23	12
42	Other infectious diseases.....											1		1	
	II.—General diseases not included in Class I.....	440	163	745	334	638	441	1,228	851	91	376	7,925	3,906	2,319	2,575
	Cancer and other malignant tumors.....	279	57	432	124	387	182	634	316	69	260	5,253	2,659	1,542	1,860
43	Of the buccal cavity.....	11	1	24	4	19	3	29	10	2	8	138	100	40	83
44	Of the stomach, liver.....	79	13	129	35	104	47	190	91	23	108	1,887	996	516	743
45	Of the peritoneum, intestines, rectum.....	45	9	57	10	42	9	56	24	9	36	778	361	222	266
46	Of the female genital organs.....	44	19	56	32	83	57	109	108	6	31	791	305	284	219
47	Of the breast.....	23	11	30	7	36	18	80	33	5	17	466	268	127	133
48	Of the skin.....	8	1	19	4	8	4	47	5	7	5	83	104	41	101
49	Of other or unspecified organs.....	69	3	117	32	95	44	123	45	17	55	1,110	525	312	315
50	Tumors, benign and unqualified (tumors of the female genital organs excepted).....	2	1	3	8	4	11	8	6	3	2	38	19	7	8
51	Acute rheumatic fever.....	4	3	14	7	3	14	30	32		14	121	76	44	32
52	Chronic rheumatism, osteoarthritis, gout.....	4		8	5	4	7	11	15	1	6	30	51	10	25
53	Scurvy.....		1		1			1				2	1	1	
54	Pellagra.....	21	62	74	134	80	134	286	359			32	8	4	4
55	Beriberi.....														
56	Rickets.....		3	2	1		3	2	7			18	8	6	1
57	Diabetes mellitus.....	59	10	84	31	76	41	141	66	7	44	1,179	562	326	359
58a	Pernicious anemia.....	6	4	17	1	8	7	13	8	3	11	132	136	50	80
58b	Other anemias and chlorosis.....	4	1	6	3	5	4	5	6			13	7	11	12
59	Diseases of the pituitary gland.....					1	1	2				4	1	3	1
60a	Exophthalmic goiter.....	5	3	12	1	6		17	5	3	11	413	110	139	91
60b	Other diseases of the thyroid gland.....	2		4		4	2	4	3	1	2	21	17	14	4
61	Diseases of the parathyroid glands.....	1		2		2		1	1			2	4	3	2
62	Diseases of the thymus gland.....	7	1	3	3	4	2	5	1		6	120	24	22	3
63	Diseases of the adrenals (Addison's disease).....	2		2		1						26	12	5	7
64	Diseases of the spleen.....				1	1		2				9	1	4	2
65a	Leukemia.....	11		13	1	8	3	12		2	1	121	51	32	30
65b	Hodgkin's disease.....	2	1	8		2		6	2			54	22	12	8
66	Alcoholism (acute or chronic).....	12	11	32	8	14	13	24	10	1	9	269	109	49	28
67a	Chronic lead poisoning.....	3				1					1	5	1		1
67b	Other chronic mineral poisoning.....							1				1		2	1
68	Chronic poisoning by organic substances.....	2	1	1		2		2				4	3	3	
69	Other general diseases.....	14	4	28	5	25	17	21	14	1	8	70	23	30	16
	III.—Diseases of the nervous system and of the organs of special sense.....	303	199	773	495	530	615	1,390	1,047	46	327	4,256	3,967	1,810	2,894
70	Encephalitis.....	1	2	12	2	10	3	14	7		5	51	19	30	21
71a	Simple meningitis.....	5	9	16	6	17	13	25	11	3	10	113	31	36	38
71b	Nonepidemic cerebrospinal meningitis.....	1	1	5		2	2	6	3			10	6	7	8
72	Tabes dorsalis (locomotor ataxia).....	4	2	5	3	5	3	3	12		5	60	75	21	37
73	Other diseases of the spinal cord.....	13	7	18	13	13	8	38	16	4	8	138	140	39	33
74a	Cerebral hemorrhage.....	221	146	553	316	361	468	951	643	33	210	2,717	2,613	1,352	2,114
74b	Cerebral embolism and thrombosis.....	8	5	6	3	15	6	6	2			278	163	45	76
75	Paralysis without specified cause.....	12	18	75	79	29	62	188	185		12	61	84	50	119
76	General paralysis of the insane.....	7	1	8	5	9	15	27	38		15	177	321	68	150
77	Other forms of mental alienation.....	4	2	16	11	2	6	7	18		2	42	108	14	23
78	Epilepsy.....	4		12	19	3	3	38	56		16	79	144	18	59
79	Convulsions (nonpuerperal; 5 years and over).....					1		1	6		1	3			
80	Infantile convulsions (under 5 years).....	2	3	1	18	3	4	17	24	1	6	21	16	7	20
81	Chorea.....											1	4	1	
82	Neuralgia and neuritis.....	2		1		1	2	5	5		1	9	10	6	7

¹ The total deaths do not include 1,524 deaths estimated to have occurred as a result of the storm in September, 1928; see p. 18.

103

1920: the remainder of the State is included in "rural"]

IOWA		KANSAS		KENTUCKY				LOUISIANA				MAINE		MARYLAND				List No.
Urban	Rural	Urban	Rural	Urban		Rural		Urban		Rural		Urban	Rural	Urban		Rural		
				White	Colored	White	Colored	White	Colored	White	Colored			White	Colored	White	Colored	
9,183	16,132	7,016	13,930	6,741	1,900	18,912	2,837	6,393	4,801	6,450	7,343	3,533	7,472	10,196	3,114	6,221	2,183	
1,024	1,877	984	1,848	883	294	4,219	656	864	1,010	1,360	1,802	306	751	1,056	670	789	458	
13	41	13	32	31	4	333	37	23	35	96	107	17	19	32	12	20	23	1
1	1	1	8	1	5	43	7	13	7	112	115		3		1			2
1	2	5	1	1	1	5	5		1	1	1							4
3	11	7	11	40	4	176	10	17	7	105	65	11	27	70	12	21	6	5
19	36	13	34	11	4	42	1	7	1	3		4	13	5	6	6	1	6
25	59	37	54	20	1	131	7	21	20	59	86	19	35	47	38	18	23	7
27	40	25	38	31	1	227	8	41	18	60	22	11	14	61	8	31	6	8
272	522	291	603	153	33	602	82	173	141	315	240	34	119	38	31	87	22	10
152	449	135	443	63	13	442	70	60	34	160	181	28	97	38	11	36	12	11
	1	3	3			3	1			1				2				13
	3	2	2			16		1		1	2		3					15
8	26	19	27	26	5	161	10	12	8	45	49		2	28	12	11	8	16
	2	2	2															19
18	47	15	31	17	3	29		7	1	12	4	14	15	14	3	12	2	20
4	10	3	4	2		30	6		3	6	3	3	12	11	3	13	1	21
12	16	9	15	11		9	2	7	3	8	5	6	7	26	1	1		22
13	15	10	10	7	1	24	1	11	6	5	2	4	3	6	2	2		23
2	3	1	2	1	1	3	1	1	1		2		4	6		3		24
				1										2				25
2		1		1		1			2	1	1			16		5	6	26
15	21	20	21	6	2	15	5	11	22	23	42	4	6	15	4		1	27
1	3	1	1	2	1	8		1	2	1	1			1	1		30	
362	488	309	434	398	164	1,836	366	378	469	656	623	135	344	498	383	506	316	31
311	420	253	391	330	140	1,585	327	360	429	270	2	102	285	426	335	471	292	32
15	13	12	5	32	7	62	8	7	4	7	2	10	25	25	20	16	6	31
14	18	19	18	17	5	103	15	3	17	9	14	7	7	14	6	7	6	33
10	9	2	7	2	1	10	1	3	6	3	4	6	2	12	1	1	2	34
	2	2	2	4	1	6				1	1	2	2	3	2			35
4	14	9	4	8	3	46	5	4	5	5	6	6	5	10		9	3	36
7	3	7	4	11	6	11	9	4	8	2	1	2	3	7	14	2	6	37
54	63	39	47	47	50	55	35	64	206	24	204	8	21	69	131	12	24	37b
																		38
9	2	12	8	2	2	6	6	9	18	1	8	2	5	20	17		3	40
11	11	6	17	10		21	1	7	5	8	4	6	2	11		4	4	41
	1			1		1												42
1,435	2,408	919	1,735	844	149	1,571	175	794	397	557	499	513	954	1,571	224	722	128	
998	1,737	633	1,209	561	97	1,014	118	537	221	369	228	380	689	1,113	135	505	78	
36	59	20	49	25	2	37	3	28	7	15	4	11	22	42	8	17		43
281	692	193	499	179	31	336	39	143	81	143	88	112	280	383	46	182	33	44
180	247	90	151	77	4	132	9	77	42	11	11	88	109	156	13	68	11	45
149	163	104	133	81	33	140	28	78	22	55	71	62	96	128	36	51	11	46
95	162	45	101	63	12	101	9	53	16	23	19	36	54	105	13	54	11	47
19	53	28	39	21		78	7	26	4	23		7	12	19	1	27		48
238	361	155	237	115	15	190	23	132	39	68	35	64	116	280	18	106	12	49
8	10	6	16			8		4	4	1	4	4	4	4	1	5	1	50
12	37	6	16	16		55	10	6	6	11	16	6	13	35	10	8	5	51
11	29	11	23	5	3	13	1	4	1	6	9	1	9	10	1	12	3	52
																		53
	1	2	9	14	4	154	6	21	99	32	178	2	4	2	4	2		54
																		55
1	1	3	3	1	1	7		1	4	2	5	2	2	1	5	1	8	56
166	311	132	244	128	22	153	19	110	38	63	29	67	130	224	31	101	14	57
42	75	21	60	19	2	50	1	18		11	3	13	31	12	2	16	1	58
5	19	5	7	3	2	3	2	3		3	1	1	3	5		3		58b
2	2	4	1	1	1	1						1	1					59
72	50	35	60	19	1	9	1	15	3	8	3	1	2	31	8	5	3	60a
11	12	4	7	3	2	4		2	2	2	2	1	3	2	1	2		60b
8	9	2	1	1		1												61
5	3	1	10	2		6	1	14	4	9	3	1	5	4		2	1	62
	4			4		5		1	1	1	1	2	3	2				63
				4		4		1	1	1		2		1		1		64
37	32	17	21	25	1	9		10	3	7	1	11	10	32		13	3	65
11	16	6	14	2		9		3		2		3	8	9	2	6		65b
32	29	10	14	15	4	30	11	18	7	16	10	11	17	74	19	26	7	66
	3	1		1		1		1		1			3	1	1	2		67
	1			1							1					1		68
13	21	1	3	2		4		1					2					69
		10	14	9	4	31	3	23	4	12	5	4	10	9	4	10	3	
1,041	2,292	834	1,891	659	169	1,736	279	517	317	541	567	425	1,026	998	239	817	212	
15	28	15	20	9		31	4	11	6	4	2	5	7	15	2	3	3	70
15	23	14	15	28	6	52	2	20	10	7	6	11	11	19	6	11	1	71
5	4	7		1		30	2	1	3		2	3	2	2		1	2	71b
10	15	11	22	2		18	1	6	3	4	7	4	11	13	7	7	1	72
26	72	20	51	21	2	48	12	7	6	14	7	9	26	28	5	27	6	73
727	1,654	606	1,391	433	125	1,151	156	341	228	367	400	265	801	699	166	571	123	74
34	59	32	45	17	2	21	2	16	10	4	4	21	39	31	6	34	3	74b
17	87	16	24	16	8	143	36	12	14	40	51	9	19	49	15	50	27	75
16	89	16	70	39	14	53	21	15	15	13	29	44	9	14	16	51	16	76
9	56	2	62	16	3	16	7	11	8	12	17	2	10	7		3	5	77
12	47	19	35	20	4	41	9	3	3	26	12	15	15	14	2	11	7	78
	1		2			4	3			2	2		1		1	1	1	79
11	15	4	16	3	5	12	4	2	2	10	9	4	15	4		13	8	80
		1		2		3												81
3	6	4	2	1		12	3	1		3	2	1	2	3				81b

MORTALITY STATISTICS

TABLE 6.—DEATHS (EXCLUSIVE OF STILLBIRTHS) FROM

["Urban" includes cities of 10,000 inhabitants or more in

List No.	CAUSE OF DEATH	FLORIDA				GEORGIA				IDAHO		ILLINOIS		INDIANA	
		Urban		Rural		Urban		Rural		Urban	Rural	Urban	Rural	Urban	Rural
		White	Colored	White	Colored	White	Colored	White	Colored						
	III.—Diseases of the nervous system and of the organs of special sense—Contd.														
83	Softening of the brain	1		6		7	2	7	3		1	11	34	7	39
84	Other diseases of the nervous system	12	1	27	11	21	8	34	19	4	8	211	152	65	72
85	Diseases of the eye and annexe	1		1		1		2	1		1	7	5	3	1
86a	Diseases of the ear	3	1	7	4	18	7	17	6	1	3	167	24	27	17
86b	Diseases of the mastoid process	2	1	8		12	3	4	2		5	100	17	24	8
	IV.—Diseases of the circulatory system	633	280	1,331	539	827	906	1,523	1,303	100	585	12,516	7,217	3,690	4,943
87	Pericarditis	3	1	4	3	3	7	15	14	1	1	20	39	24	15
88	Endocarditis and myocarditis (acute)	29	31	39	31	31	83	41	64	2	24	423	209	172	134
89	Angina pectoris	84	14	141	15	103	31	123	43	14	34	598	465	215	454
90	Other diseases of the heart	445	211	1,026	452	594	722	1,211	1,048	78	469	10,455	5,487	2,825	3,650
91a	Aneurysm	9	11	14	8	12	21	14	13	1	3	113	39	35	19
91b,c	Other diseases of the arteries	41	9	73	15	52	32	90	81	3	42	678	851	329	595
92	Embolism and thrombosis (not cerebral)	16	92	18	3	22	5	11	2	1	10	177	104	78	51
93	Diseases of the veins	5		1		5	1	2	3		1	40	12	9	8
94	Diseases of the lymphatic system		1	2		2			4		1	8	5	2	3
95	Hemorrhage without specified cause	1	1	1	6	1	1	4	6		2	2	1	1	4
96	Other diseases of the circulatory system		1	13	5	3	3	12	25		2	5		1	1
	V.—Diseases of the respiratory system	224	199	508	297	466	592	1,101	904	45	305	6,278	2,489	1,762	1,566
97a	Diseases of the nasal fossae			4	5			5	20	1	1	7	2	2	1
97b	Diseases of the nasal fossae annexa	1		1		5	1	2	4		3	36	9	18	7
98	Diseases of the larynx	1	1	3			1	3	3	1	2	18	13	4	5
99a	Acute bronchitis		5	6		5	10	9	5		3	147	54	15	26
99b	Chronic bronchitis	10	2	15	1	6	7	13	3	2	6	87	79	23	37
99c	Bronchitis (unspecified, under 5 years)	2		3		1	4	6	3	1		25	16	6	2
99d	Bronchitis (unspecified, 5 years and over)		5	2	4	1	6	13	11		3	42	34	9	11
100a	Broncho-pneumonia	80	52	127	84	147	208	328	171	10	114	1,966	812	651	546
100b	Capillary bronchitis		1	2	1	2	4	3	3			31	21	5	8
101a	Lobar pneumonia	104	107	204	103	226	250	422	324	24	125	3,495	1,180	882	767
101b	Pneumonia (unspecified)	5	6	90	74	35	65	226	305	4	26	42	29	41	46
102	Pleurisy	4	8	16	4	10	19	24	12		7	190	55	32	23
103	Congestion and hemorrhagic infarct of the lung	6		11	1	13	5	18	9	1	4	36	60	21	36
104	Gangrene of the lung					12		2			1	17	6	3	1
105	Asthma	8	6	19	12	1	4	20	23		4	73	85	35	31
106	Pulmonary emphysema		2			3			1		1	6	4	2	1
107	Other diseases of the respiratory system (tuberculosis excepted)	3	4	5	8	2	5	7	7		5	60	30	13	19
	VI.—Diseases of the digestive system	302	212	631	444	539	485	948	705	66	296	4,656	2,142	1,525	1,382
108	Diseases of the mouth and annexe	3	1	5	4	5	4	10	10		3	41	20	19	11
109a	Adenoid vegetations					1									1
109b	Other diseases of the pharynx, tonsils	10	5	20	22	30	19	35	8	6	22	219	79	55	62
110	Diseases of the esophagus	1	1				1	1	1			6	1	1	1
111a	Ulcer of the stomach	17	13	20	15	26	25	32	33	3	18	271	116	84	70
111b	Ulcer of the duodenum	14	1	8	5	15	1	5	1	3	5	111	24	40	21
112	Other diseases of the stomach (cancer excepted)	16	28	72	99	36	64	110	178	2	14	60	129	53	87
113	Diarrhea and enteritis (under 2 years)	31	40	145	93	119	113	317	190	5	59	767	509	320	326
114	Diarrhea and enteritis (2 years and over)	18	18	57	39	29	49	119	67	6	23	179	237	85	152
115	Ankylostomiasis	1		6	1	1		2	1						
116	Diseases due to other intestinal parasites	1	4	4	6			2	9			3	1		
117	Appendicitis and typhilitis	59	33	70	48	126	64	106	59	22	71	1,087	274	323	142
118a	Hernia	11	9	19	9	17	21	16	8	1	8	270	68	57	38
118b	Intestinal obstruction	30	17	55	28	50	35	59	52	12	32	353	157	120	111
119	Other diseases of the intestines	8	8	11	12	7	21	11	16		1	49	20	15	9
120	Acute yellow atrophy of the liver	3	1	6	1	2	3	6	3			23	9	12	4
121	Hydatid tumor of the liver														
122	Cirrhosis of the liver	32	14	69	35	33	21	43	25	3	16	501	240	137	159
123	Biliary calculi	11	1	12	1	11	2	11	7	1	8	340	114	68	52
124	Other diseases of the liver	26	9	39	14	27	17	46	25	1	9	264	112	97	94
125	Diseases of the pancreas	2		1		1	2	4	1		2	43	7	11	3
126	Peritonitis without specified cause	8	9	12	12	3	23	15	19	1	5	66	25	29	39
127	Other diseases of the digestive system (cancer and tuberculosis excepted)														
	VII.—Nonvenereal diseases of the genito-urinary system and annexe	487	279	798	479	664	705	1,365	1,125	32	327	6,680	3,289	1,857	2,375
128	Acute nephritis (including unspecified under 10 years)	16	47	63	54	31	101	114	148	1	14	166	117	107	89
129	Chronic nephritis (including unspecified 10 years and over)	399	192	624	331	528	504	1,126	873	23	256	5,528	2,872	1,465	2,066
131	Other diseases of the kidneys and annexe	17	7	32	24	32	13	38	22	2	6	150	41	53	33
132	Calculi of the urinary passages	5	1	6	1	11	2	4	4	2	2	52	15	12	8
133	Diseases of the bladder	2	4	7	7	2	8	17	16		4	24	21	7	32
134	Diseases of the urethra, etc.	3	2	2	10	3	10	2	3			28	1	11	1
135	Diseases of the prostate	18	6	38	13	21	15	41	25	1	26	304	151	74	101
136	Nonvenereal diseases of the male genital organs											10		3	
137	Cysts, other benign tumors of the ovary	3	1	3	1	5	6	2	6		3	62	14	9	9
138	Salpingitis and pelvic abscess (female)	12	7	10	13	14	14	3	5	1	11	137	21	52	18
139	Benign tumors of the uterus	6	5	4	9	9	25	8	17	1	5	178	26	47	12
140	Nonpuerperal uterine hemorrhage	1	2	3	1			1	2			1	1		
141	Other diseases of the female genital organs	5	5	6	14	7	4	9	10	1		39	9	17	6
142	Nonpuerperal diseases of the breast (cancer excepted)				1	1						1			
	VIII.—The puerperal state	40	31	147	83	90	90	226	225	5	57	533	210	229	145
143	Accidents of pregnancy	6		13	5	10	6	19	16	1	5	54	25	22	13
144	Puerperal hemorrhage	4	2	20	6	9	10	19	17		5	47	30	14	5
145	Other accidents of labor	5	2	23	15	11	11	36	36	1	5	63	28	21	19
146	Puerperal septicemia	13	15	39	31	31	33	55	59	2	25	215	75	103	56
147	Puerperal phlegmasia alba dolens, embolus, etc.	2		1	1	1	2	11	3		7	22	5	10	8
148	Puerperal albuminuria and convulsions	10	12	51	25	28	28	84	93	1	10	132	45	59	43
149	Following childbirth (undefined)							2	1				2		1
150	Puerperal diseases of the breast														

105

920; the remainder of the State is included in "rural")

IOWA		KANSAS		KENTUCKY				LOUISIANA				MAINE		MARYLAND				List No.
Urban	Rural	Urban	Rural	Urban		Rural		Urban		Rural		Urban	Rural	Urban		Rural		
				White	Colored	White	Colored	White	Colored	White	Colored			White	Colored	White	Colored	
11	9	8	20	3		17		4		2	2	1	7		1	6		83
55	101	27	68	19		51	12	34		21	6	13	43		68	17	8	84
1	2	1		2		2		1		1			1		2	1		85
31	15	21	32	9		19		20		7		9	6		16	5	1	86a
43	8	13	9	18		12	4	13		4	3	9	1		14	8		86b
1,674	3,347	1,220	2,676	1,274	380	2,415	479	1,247	808	859	1,076	764	1,798	2,107	498	1,308	344	
13	6	5	17	2	4	20	3	7	1	2	7		8	4	1	2		87
59	85	52	69	64	24	70	18	40	54	22	41	26	37	69	41	47	22	88
145	309	71	208	90	14	157	13	102	29	70	38	97	225	145	14	101	12	89
1,214	2,452	917	2,055	952	303	1,910	388	999	686	705	918	502	1,210	1,695	417	981	253	90
14	12	22	19	11	9	8	5	25	20	7	15	1	4	5	2	7	4	91a
150	361	100	238	140	25	217	47	56	14	41	46	106	283	137	20	143	49	91b,c
64	98	45	63	13		11	3	15	3	6	4	27	25	41	1	24	2	92
8	11	5	4		1	8				1	1	4	5	8	1		1	93
4	3	1	1	2		5				1	1	1		2		2	1	94
1	4	1	1			3				1	1			1		1		95
2	6	1	1			6		1	1	3	2		1	2	1	1		96
717	1,292	540	995	685	273	1,696	258	455	506	570	628	279	557	1,090	517	467	227	
7	4	1	3	2		5				2	9	1	1	1		2	2	97a
10	2	7	7	2	2	9		8	3	2	2		2	11	2		2	97b
5	2	3	4	4		25		2		2	2	2	2	2		2		98
13	23	23	38	10	8	28	12	5	5	8	13	10	31	18	3	10	11	99a
38	17	1	38	19	6	12	4	2	1	17	3	9	15	16	4	9	4	99b
1	4	1	1			14	4	2	5	6	9	7	7	1	1	5	7	99c
9	5	10	19	3	10	72	3	2	3	2	2	6	14	10	2	5	7	99d
248	431	204	358	251	79	554	7	208	185	164	178	117	195	520	197	184	97	100a
6	7	5	5	3		7		2	4	6	11		8	16	14	3	5	100b
345	626	233	419	322	147	638	112	195	236	280	274	106	229	439	275	201	70	101a
16	25	7	26	21	2	225	23	18	28	75	87	6	24	1	1	13	12	101b
14	31	7	9	11	6	22	7	14	18	9	13	11	4	15	8	13	1	102
21	41	15	24	17	2	29		7	3	2	4	4	11	18	4	6		103
1	3	1		2		3		1		1		1		1				104
13	31	19	36	14	7	48	8	9	6	11	13	5	12	12	2	9	6	105
1	6	1	1			3			1					1		1		106
8	5	7	6	6	4	20	7	3	8	3	8	1	3	8	5	4	3	107
879	922	636	1,005	647	123	1,703	191	591	411	546	449	265	418	695	203	380	153	
11	8	7	14	4		13	2	6	4	7	3	2	4	9	3	1	2	108
44	36	27	44	24	4	45	3	15	12	13	14	14	15	37	18	17	2	109a
3	1	2		26	3	2		1	2			2	2	3			1	109b
57	51	36		26	2	38	8	22	20	15	15	15	21	36	5	17	3	110
28	20	13		16	2	16	3	16	7	4	4	4	8	24		2		111a
15	45	20		153	19	27		10	21	53		10	42	20	20	36	9	111b
76	101	131	178	168	29	725	64	99	93	172	166	33	86	157	58	137	85	112
33	90	34	87	39	12	208	20	29	24	52	52	13	23	22	13	42	20	113
	1					1												114
228	171	150	194	148	20	172	6	167	80	4	6	75	1	138	28	32	1	115
60	46	25	43	30	5	29		34	18		36	69	16	55	9	6	2	116
96	106	45	78	48	13	81	11	46	45	38	27	13	5	51	23	25	7	117
9	18	6		13	6	13	1	9	7	8	9	6	5	5	5	1	3	118a
3	8	6		6	3	6		2	1	2		2	2	1	2	1		118b
		1				1												119
62	77	37	85	47	8	63	8	76	53	45	31	14	38	55	3	37	5	120
44	44	40	22	22		40		13	3	9	3	16	18	21	1	8		121
68	81	38	55	31	5	71	10	35	14	27	14	18	19	40	8	11	1	122
5	6	4	2	7		16					1	4	2	8	1	1		123
21	13	15	16	12		4	3	6	7	12	9	4	6	13	6	5	1	124
																		125
																		126
																		127
791	1,273	743	1,268	656	245	1,556	335	845	603	536	623	351	674	1,183	338	787	237	
30	48	25	33	30	13	99	25	33	41	37	63	15	18	29	29	29	19	128
548	1,010	576	998	531	202	1,296	267	692	440	434	492	255	589	1,021	277	709	202	129
34	30	16	45	23	1	39	6	32	10	18	13	17	7	28	6	10	4	131
7	8	9	13	4		4	1	6	2	5	1	7	4	9	2	2		132
1	1	3	9	3		16	4	2	1	7	13	1	4	1	1	5		133
89	116	68	2	37	2	62	12	25	22	23	16	20	32	2	2	2		134
1	10	1	1											63	7	19	11	135
15	11	6	9			7	1	6	5	3		5	6		3	3		136
31	17	18	22	9	6	13	4	28	37	2	9	6	6	4	4	5		137
15	11	17	1	11	12	11	10	13	27	1	1	12	7	13	4	3	1	138
																		139
																		140
																		141
																		142
88	122	108	153	68	20	241	26	124	89	107	159	51	71	96	34	45	32	
11	14	9	19	10	2	25	3	10	10	13	18	3	9	13	1	5	2	143
9	13	6	14	5		27	2	17	6	11	8	8	11	11	4	6	3	144
10	18	12	17	7	1	35	1	5	3	13	21	8	10	11	9	3	3	145
35	43	46	57	25	13	87	11	58	43	33	55	10	16	32	10	16	12	146
6	6	7	10	2		6		2	2	2	1	5	3	3	2	4	1	147
16	28	28	35	19	4	61	9	32	24	34	56	17	21	24	8	10	11	148
1		1	1						1	1				2		1		149
																		150

MORTALITY STATISTICS

TABLE 6.—DEATHS (EXCLUSIVE OF STILLBIRTHS) FROM

["Urban" includes cities of 10,000 inhabitants or more in

List No.	CAUSE OF DEATH	FLORIDA				GEORGIA				IDAHO		ILLINOIS		INDIANA	
		Urban		Rural		Urban		Rural		Urban	Rural	Urban	Rural	Urban	Rural
		White	Colored	White	Colored	White	Colored	White	Colored						
	IX.—Diseases of the skin and of the cellular tissue	5	10	19	15	17	17	24	29		8	114	75	43	55
151	Gangrene	2	3	3	5	4	6	8	11		5	25	30	14	27
152	Furuncle	2	4	12	3	2	1	6	6			29	10	6	13
153	Acute abscess		1		3	5	5	3	3		1	35	18	14	4
154	Other diseases of the skin and annexa	1	2	4	4	6	5	7	9		2	25	17	9	11
	X.—Diseases of the bones and of the organs of locomotion	4	3	4	3	6	7	13	9		4	83	30	12	10
155	Diseases of the bones (tuberculosis excepted)	3	2	1	3	4	6	13	9		3	66	25	10	7
156	Diseases of the joints (tuberculosis and rheumatism excepted)	1	1	3		2	1				1	16	4	2	2
157	Amputations											1	1		1
158	Other diseases of the organs of locomotion														
	XI.—Malformations	38	10	64	9	47	18	114	49	9	48	673	280	196	253
159a	Congenital hydrocephalus	7	1	5	3	8	4	10	21		2	66	23	20	23
159b	Congenital malformations of the heart	19	3	30	3	20	6	55	10	5	33	378	161	104	173
159c	Other congenital malformations	12	6	29	3	19	8	49	18	4	13	229	96	72	57
	XII.—Early infancy	180	109	372	200	290	251	741	479	22	213	2,296	1,260	751	741
160	Congenital debility, icterus, sclerema	9	22	46	47	12	46	127	134		21	112	85	67	94
161a	Premature birth	132	64	247	123	204	161	498	290	14	142	1,353	818	486	470
161b	Injury at birth	34	10	51	8	57	31	64	19	5	42	657	304	134	98
162	Other diseases peculiar to early infancy	5	12	27	18	17	13	50	34	3	8	171	51	64	79
163	Lack of care		1	1	4			2	2			3	2		
164	XIII.—Old age (senility)	26	6	127	111	37	38	272	410	12	49	85	273	39	133
	XIV.—External causes	364	214	990	798	519	434	941	758	54	394	5,363	2,598	1,775	1,699
	Suicide	66	8	80	8	89	11	122	14	11	46	847	377	257	275
165	By poisons (gas or corrosives excepted)	11		5	1	11	2	14		1	7	36	16	18	12
166	By corrosive substances	12	2	5		24	1	9	2		3	87	35	76	41
167	By poisonous gas	6		3		11		1		1		220	17	22	8
168	By hanging or strangulation	3		3	1	1		4			3	147	103	40	69
169	By drowning	2	1	2	1			5		2	4	22	28	11	13
170	By firearms	27	3	55	3	41	6	80	10	6	22	241	142	80	115
171	By cutting or piercing instruments	2	1	5		1	1	7			6	45	21	7	9
172	By jumping from high places	2			1		1					43	5	2	1
173	By crushing				1							5	7	1	5
174	By other means	1	1	2				2	2		1	1	3		2
	Homicide	52	92	65	162	55	161	112	202	5	17	636	142	162	60
197	By firearms	37	59	48	109	45	102	83	135		13	447	101	102	40
198	By cutting or piercing instruments	7	25	8	39	5	43	9	45			81	14	22	3
199	By other means	8	8	9	14	5	16	20	22		4	108	27	38	17
	Accidental, other, or undefined	246	114	845	628	375	262	707	542	38	331	3,880	2,079	1,356	1,364
175	Poisoning by food	5	8	18	10	1	9	15	13		5	11	17	9	5
176	Poisoning by venomous animals	1		3	4		1	2	1					1	1
177	Other acute poisonings (gas excepted)	14	6	14	6	8	12	17	11		8	73	26	23	22
178	Conflagration	2		4	8	3	1	16	15		7	65	49	9	20
179	Burns (conflagration excepted)	12	8	35	42	37	45	71	106	1	22	221	87	100	60
180	Mechanical suffocation	2	1	4	3	7	10	17	21		4	19	26	14	14
181	Absorption of irrespirable, irritating, or poisonous gas	7	1	4	1	1	1					211	32	26	11
182	Drowning	15	14	218	252	10	12	41	54	3	48	169	219	47	101
183	Traumatism by firearms (except in war)	6	3	31	34	18	20	47	46	1	23	77	67	23	28
184	Traumatism by cutting or piercing instruments	2	2	3	4	1	3	9	6	1	2	36	12	3	7
185	Traumatism by fall	47	9	88	18	66	23	113	28	6	38	687	306	267	314
186a	Traumatism in mines				2			1			12	30	107	12	28
186b	Traumatism in quarries										2	2	2	3	2
187	Traumatism by machines	5	5	17	15	15	9	6	11	1	11	115	33	34	20
188a	Railroad accidents	10	9	43	40	23	29	55	28	3	14	316	346	157	184
	Collision with automobiles	4	3	16	2	2	11	13	8		7	94	139	76	93
	Other railroad accidents	6	6	27	38	21	18	42	20	3	7	222	207	81	91
188b	Street-car accidents	5				7	3	6		2		138	49	43	40
	Collision with automobiles	3				1	1	2				33	31	21	29
	Other street-car accidents	2				6	2	4		2		105	18	22	11
188c	Automobile accidents (excluding collision with railroad trains and street cars)	78	32	222	72	141	56	179	92	14	76	1,288	455	445	339
188d	Airplane and balloon accidents	6		12		6		2		3	6	7	17	3	5
188e, f	Injuries by other vehicles	3	1	3	1	4	4	10	9	1	5	44	30	18	35
188g	Landslide, other crushing		1	3	2	2	3	11	2		9	32	22	11	10
189	Injuries by animals (not poisoning)			1		1	2	8	2	2	1	12	20	3	9
190	Wounds of war														
192	Starvation (deprivation of food or water)				1		1	1	9		2	1	6	3	4
193	Excessive cold		1		1			1	7		2	24	16	6	5
194	Excessive heat	2		2		2	1	12	20		5	1	16		9
195	Lightning	1	1					6	4		5	46	32	19	14
196	Other accidental electric shocks	3	4	18	4	5	2					37	7	3	4
201	Fracture (cause not specified)	3		24	3			11	3			203	80	75	73
202	Other external violence	12	8	67	93	12	15	50	54		24				
	XV.—Ill-defined diseases	20	24	293	390	46	123	660	1,025	1	51	34	144	19	26
204	Sudden death	3	3	34	134	6	5	122	116	1	6	1	5	3	1
205a	Ill-defined	5	7	38	124	18	35	182	293		13	11	79	10	9
205b	Not specified or unknown	12	14	171	239	22	83	356	616		32	22	60	6	16

CAUSES OF DEATH FOR URBAN AND RURAL DISTRICTS

107

EACH CAUSE, IN URBAN AND RURAL DISTRICTS: 1928—Continued

1920; the remainder of the State is included in "rural"

IOWA		KANSAS		KENTUCKY				LOUISIANA				MAINE		MARYLAND				List No.
Urban	Rural	Urban	Rural	Urban		Rural		Urban		Rural		Urban	Rural	Urban		Rural		
				White	Colored	White	Colored	White	Colored	White	Colored			White	Colored	White	Colored	
24	43	21	44	11	10	47	5	22	10	13	14	12	26	20	8	16	5	
10	31	9	22	4	6	18	2	6	2	6	5	5	18	4	4	5	3	151
8	2	3	10	2	3	8	1	6	2	5	5	1	3	9	1	4	1	152
5	3	4	5	3	3	10	1	6	1	1	2	5	1	3	2	1	1	153
1	7	5	7	2	1	11	1	4	5	1	2	1	4	4	1	6		154
21	15	11	12	10	2	11	1	16	10	5	4	8	2	21	2	5	2	
19	13	10	11	9	1	9	1	16	8	3	2	8	2	18	2	1	1	155
2	2	1		1	1	2			2		2			3		2	1	156
			1							2						1		157
																1		158
128	205	72	158	65	6	152	9	38	7	76	22	38	74	120	18	72	23	
17	26	5	13	8		10		3	1	11	9	5	6	15		10	3	159a
72	110	34	96	39	5	71	6	18	3	44	10	15	44	72	14	46	14	159b
39	69	33	49	18	1	71	3	17	3	21	3	18	24	33	4	16	6	159c
406	682	257	576	316	45	1,136	90	239	183	392	257	214	348	415	160	266	147	
34	69	19	65	33	6	203	15	14	17	59	60	33	49	22	15	24	42	160
269	443	183	380	217	31	760	65	166	119	229	146	131	233	266	109	182	80	161a
71	122	43	93	42	6	126	7	52	34	82	26	32	35	84	20	34	11	161b
31	48	12	37	24	2	45	3	7	13	20	21	18	31	42	16	26	14	162
1			1			2				2	4			1				163
111	358	95	332	79	10	347	37	33	14	125	202	26	204	21	6	36	13	164
826	1,185	557	1,111	535	166	1,630	253	566	378	528	524	250	489	795	196	479	156	
160	237	75	168	70	9	171	7	95	11	44	5	21	67	135	10	74	5	165
8	17	6	12	6		10	1	7		4			2	5		3		166
18	15	17	9	15	5	20	2	21		4		2		18	1	5		167
37	6		1	2		1		7	2	1		7	3	32	2	6		168
38	92	10	38	7	2	23		4		2		3	21	17		8	1	169
5	9	6	13	3		10	1	5		3		1	10	2	3	9		170
45	83	30	83	32	1	94	3	47	8	28	5	6	26	44	2	37	4	171
5	9	4	8	4		10		3		2		1	5	8		2		172
3	2	1				3		1	1			1		8	2	2		173
1	1		3											1		1		174
38	18	54	48	43	82	252	81	48	139	47	172	8	5	37	43	10	31	197
27	13	40	33	30	59	223	68	30	94	37	120	4	3	20	22	9	21	198
5	2	2	1	2	17	9	10	5	34	2	36			5	10		4	199
628	930	428	895	422	75	1,207	165	423	228	437	347	221	417	623	143	395	120	175
6	6	8	7	1	3	24	3	3	1	14	11	2	5	1	1	5	3	176
1	1	1	2			1		1		1	1	1						177
16	17	7	14	11	2	26	4	13	13	12	8	12	9	10	8	3		178
6	11	8	31	4	5	35	5	2	10	3	17	6	17	4	4	13	5	179
36	34	37	48	29	14	109	24	49	35	32	40	10	16	54	21	21	14	180
3	23	6	10	1		26	1		1	5	7		5	6	2	7	4	
21	21	6	4	11	1	1		11		3		4	1	38	1	7		181
27	72	7	68	22	2	72	10	28	21	78	63	25	89	48	20	63	24	182
13	31	10	31	13	7	65	8	13	9	29	30	5	15	10	5	10	12	183
10	2	5	8	3	1	15	2	2	1	6	5		4	1		1	2	184
183	240	118	179	91	8	209	10	78	33	37	23	57	85	135	23	52	1	185
4	17	2	14	5	1	173	29					1		1		3		186a
	1		1			1								1		2		186b
18	22	11	20	10		16	2	11	5	11	9	9	11	14	5	10	1	187
59	100	30	105	25	6	116	21	27	17	35	27	8	25	28	2	57	9	188a
21	26	6	51	5		9		10		6	2	2	10	4		19	1	
38	74	24	54	20	6	107	21	17	17	29	25	6	15	24	2	38	8	
9	2	4	3	13	3	8		5	2			4	4	15	3	4		188b
6	1	2	1	7		5						1	1	2	1	2		
3	1	2	2	6	3	3		5	2			3	4	13	2	2		
142	187	106	198	137	15	166	24	132	57	112	47	49	66	197	31	89	26	188c
8	7	1	6							3		1	1	1		1		188d
10	18	6	23	8	1	17	4	3	2	5	6	1	11	11	1	6	2	188e
2	7	1	9	3		6		4	2	4	3		1	1	1	3		188f
	16	4	17	2		12		2	1	4	1	1	3	4	1	3		189
																		190
2	1	5	2	1		2				1	6	1	2		1	1	5	191
3	9	4	11	1	1	5	1	1		2	3		4	14	5	3	3	192
1	8	1	10			13		1	1	6	6		1			1		193
11	13	6	18	2		9	1	4	1	6	1	1	5	3	1	4	2	194
1	4		5	4	1	7		6	5	4	2	3	3	3		6		195
26	60	34	51	25	4	72	8	28	11	24	31	20	31	23	7	20	7	196
18	111	19	126	9	8	452	43	12	58	235	517	31	80	8	1	32	46	201
																		202
9	16	1	18	1	1	44	8	7	24	51	75	13	26	2		4	5	204
50	8	8	43	6	6	202	18	1	22	47	83	6	16	3		7	14	205a
9	45	10	65	2	1	206	17	4	12	137	359	12	38	3	1	21	27	205b

TABLE 6.—DEATHS (EXCLUSIVE OF STILLBIRTHS) FROM

["Urban" includes cities of 10,000 inhabitants or more in

List No.	CAUSE OF DEATH	MASSACHUSETTS		MICHIGAN		MINNESOTA		MISSISSIPPI				MISSOURI	
		Urban	Rural	Urban	Rural	Urban	Rural	Urban		Rural		Urban	Rural
								White	Colored	White	Colored		
	All causes.....	41,122	9,612	30,627	24,167	11,486	14,491	1,968	2,274	8,285	13,359	22,514	22,754
	I.—Epidemic, endemic, and infectious diseases.....	3,970	1,180	4,213	2,771	1,264	2,006	309	425	1,753	3,197	2,855	4,212
1	Typhoid and paratyphoid fever.....	32	3	38	41	5	7	16	14	66	150	58	189
2	Typhus fever.....												
4	Malta fever.....												
5	Malaria.....	3	3	1	1		1	9	13	181	350	18	138
6	Smallpox.....												
7	Measles.....	232	46	242	79	7	8	23	5	147	112	43	83
8	Scarlet fever.....	76	16	111	76	20	40	1	1	11	2	49	39
9	Whooping cough.....	172	37	149	82	30	53	11	8	45	118	85	153
10	Diphtheria.....	227	24	287	100	35	39	11	7	101	51	109	95
11a	Influenza (with pulmonary complications).....	339	95	558	446	301	444	79	67	312	312	400	952
11b	Influenza (other and unspecified).....	102	54	261	377	83	272	62	62	368	393	184	600
12	Mumps.....	3	3	1	3		2			3	2	2	1
15	Cholera nostras.....		1							2	1	1	7
16	Dysentery.....	21	2	13	16	2	9	3	7	62	100	25	128
17	Plague.....												
19	Spirochetal hemorrhagic jaundice.....	3		2			1					1	2
20	Leprosy.....												
21	Erysipelas.....	98	19	77	51	37	35	6		25	1	44	42
22	Acute anterior poliomyelitis.....	56	9	17	14	25	34			15	6	10	14
23	Lethargic encephalitis.....	43	9	38	31	26	43	3	1	3	4	27	15
24	Meningococcus meningitis.....	42	4	154	35	24	29	5	5	6	3	128	22
25	Other epidemic and endemic diseases.....	5	2	9	2	3	1	1		2	1	1	3
27	Anthrax.....										2		
28	Rabies.....	4		3						1		2	2
29	Tetanus.....	21	3	17	10	13	18	5	7	8	22	24	24
30	Myososes.....	4		6	2	5	2			1	2	3	2
31	Tuberculosis (all forms).....	2,290	819	1,892	1,246	525	921	57	170	366	1,292	1,340	1,589
32	Of the respiratory system.....	1,947	748	1,544	1,110	409	798	50	151	334	1,205	1,174	1,456
33	Of the meninges, central nervous system.....	173	16	162	35	38	40	1	2	8	5	46	23
34	Of the intestines, peritoneum.....	65	16	57	32	16	28	2	7	9	38	30	40
35	Of the vertebral column.....	28	14	24	22	10	18	4	2	4	4	26	10
36	Of the joints.....	6	9	6	9	4	4		1	3	4	4	4
37a	Of other organs.....	35	8	32	18	29	17		3	6	15	10	31
37b	Disseminated (acute).....	32	4	57	14	16	13		4	6	19	39	20
38	Disseminated (chronic or unspecified).....	4	4	10	6	3	3				2	2	5
39	Syphilis.....	146	25	261	121	102	38	10	48	12	238	234	81
40	Soft chancre.....												
41	Gonococcus infection.....	14	1	40	6	13	1	3	9	3	20	46	7
42	Purulent infection, septicemia.....	32	5	32	31	8	10	4		13	15	19	17
	Other infectious diseases.....			1	1								1
	II.—General diseases not included in Class I.....	6,137	1,455	3,574	3,009	2,068	2,083	194	178	741	1,102	2,972	2,510
43	Cancer and other malignant tumors.....	4,412	1,150	2,269	2,023	1,497	1,443	119	77	458	378	2,074	1,791
44	Of the buccal cavity.....	143	65	65	69	38	53	5	2	19	7	30	72
45	Of the stomach, liver.....	1,398	329	794	804	511	620	37	16	146	103	681	672
46	Of the peritoneum, intestines, rectum.....	838	199	323	281	258	191	16	10	48	42	294	238
47	Of the female genital organs.....	609	159	384	248	154	120	22	25	71	134	315	227
48	Of the breast.....	468	148	228	171	113	103	11	7	36	34	179	144
49	Of the skin.....	68	32	31	77	19	26	5	2	47	8	39	103
50	Of other or unspecified organs.....	888	218	444	373	404	330	23	15	91	50	486	335
51	Tumors, benign and unqualified (tumors of the female genital organs excepted).....	29	4	21	13	14	2			2	1	15	11
52	Acute rheumatic fever.....	63	3	92	48	11	29	1	6	18	19	23	38
53	Chronic rheumatism, osteoarthritis, gout.....	33	11	38	52	15	23	2		11	1	17	39
54	Scurvy.....			1	2							1	2
55	Pellagra.....	11		5	1	1	1	25	60	91	579	15	21
56	Beriberi.....	1											
57	Rickets.....	15	1	19	4	1	5		1	1	4	3	5
58a	Diabetes mellitus.....	777	149	492	339	210	316	24	19	87	68	371	327
58b	Pernicious anemia.....	109	39	84	135	50	66	2	4	12	5	73	67
59	Other anemias and chlorosis.....	8	5	17	12	6	9	1		3	2	12	8
60a	Diseases of the pituitary gland.....	18		10	1		1					1	2
60b	Exophthalmic goiter.....	46	9	181	100	94	54	2	4	3	2	113	55
61	Other diseases of the thyroid gland.....	25	7	17	15	7	12			2	4	14	13
62	Diseases of the parathyroid glands.....	4		2	1	1	1			1		1	3
63	Diseases of the thymus gland.....	73	16	86	34	10	12			3	3	29	19
64	Diseases of the adrenals (Addison's disease).....	11	4	10	9	6	9			1		4	5
65a	Diseases of the spleen.....	10			3	2				2	1	2	3
65b	Leukemia.....	91	13	53	37	40	33	4		9	3	61	18
66	Hodgkin's disease.....	64	7	19	21	21	10	1	1	4		15	18
67a	Alcoholism (acute or chronic).....	235	22	87	69	62	37	2	4	7	14	100	39
67b	Chronic lead poisoning.....	7	2	3	1					1		3	1
68	Other chronic mineral poisoning.....	2		1							1		
69	Chronic poisoning by organic substances.....	1		3	3			1				1	2
	Other general diseases.....	92	13	64	36	20	20	10	2	25	17	24	23
	III.—Diseases of the nervous system and of the organs of special sense.....	4,153	1,341	2,858	3,296	1,102	1,615	170	149	679	775	1,875	2,622
70	Encephalitis.....	37	10	36	28	7	10	2	4	11	5	25	21
71a	Simple meningitis.....	65	21	96	33	32	14	5	5	12	19	71	32
71b	Nonepidemic cerebrospinal meningitis.....	21	5	16	9	3	4	1		6	1	8	10
72	Tabes dorsalis (locomotor ataxia).....	38	16	30	29	20	12		1	3	8	47	37
73	Other diseases of the spinal cord.....	90	34	59	75	43	51	7	3	19	15	51	76
74a	Cerebral hemorrhage.....	3,037	980	1,870	2,425	674	1,205	120	108	471	510	1,141	1,909
74b	Cerebral embolism and thrombosis.....	156	53	116	90	63	45	5	2	6	7	48	47
75	Paralysis without specified cause.....	171	28	87	125	14	31	5	9	47	83	51	159
76	General paralysis of the insane.....	147	45	85	108	52	45	1	3	8	37	143	84
77	Other forms of mental alienation.....	20	3	36	24	19	8	2		8	10	24	25
78	Epilepsy.....	55	70	38	113	32	39	6	3	25	34	44	64
79	Convulsions (nonpuerperal; 5 years and over).....	1	1	3	3	1	2				1	2	3
80	Infantile convulsions (under 5 years).....	37	11	44	44	1	36		1	8	19	2	15
81	Chorea.....			2	2						1	2	
82	Neuralgia and neuritis.....	4	1	7	13	2	5	3	1	4	1	1	8

CAUSES OF DEATH FOR URBAN AND RURAL DISTRICTS

109

EACH CAUSE, IN URBAN AND RURAL DISTRICTS: 1928—Continued

1920; the remainder of the State is included in "rural"]

MONTANA		NEBRASKA		NEW HAMPSHIRE		NEW JERSEY		NEW YORK		NORTH CAROLINA				NORTH DAKOTA		OHIO		List No.
Urban	Rural	Urban	Rural	Urban	Rural	Urban	Rural	Urban	Rural	Urban		Rural		Urban	Rural	Urban	Rural	
										White	Colored	White	Colored					
2,006	3,774	4,356	9,304	2,750	3,692	28,138	16,824	116,288	35,402	4,457	3,531	17,956	10,216	885	4,628	47,176	33,022	
285	712	465	1,144	276	363	2,889	2,227	12,875	3,857	652	636	2,894	1,921	105	698	6,156	4,271	
8	8	12	12	3	7	41	23	172	33	12	17	79	83	6	8	74	65	1
		1			1	1	2	1	1			1	1			2		2
	4							2		5	5	26	28			6		4
	8							90	2			8	8			1		5
3	7	9	32	5	9	206	74	508	90	42	16	358	99	1	12	137	62	6
16	33	10	34	20	4	124	81	501	94	7	15	34	2	2	27	77	58	7
3	17	21	33	13	13	322	138	801	75	38	12	96	70	1	30	167	96	8
77	159	127	384	51	61	299	169	795	381	157	116	649	211	23	22	273	98	9
31	99	50	310	18	49	94	92	432	269	47	47	243	97	18	165	1,155	949	10
		1	2			3	1	9	4	1					103	514	694	11a
			8		2	2	6	1	1						2	2		11b
1	6							38	14	17	7	101	64	2	2	34	38	12
	1	1	3	2		2		2	1							1	2	13
								1										14
4	9	12	22	5	6	72	31	284	73	7	2	39	5	2	8	113	69	15
3	7	2	6	3	5	21	6	188	51	1		17	10	2	15	47	28	16
3	6	5	5	2	2	41	16	161	28	9	1	7	5			65	32	17
20	45	10	15	2	1	82	13	607	12	7		7	7	7	19	116	20	18
4	6	2	2		2	4	2	27	6	1		10	3			5	7	19
						1		3										20
						2		5										21
	3	3	4	1	6	18	7	48	19	3	10	2	1		4	34	17	22
	1				1	2		15	2			1	12			2	1	23
85	272	138	221	134	173	1,322	1,478	7,163	2,499	252	317	893	993	34	259	2,911	1,862	24
74	287	120	186	115	147	1,102	1,407	6,213	2,322	219	286	816	917	18	226	2,429	1,655	25
3	16	6	3	6	8	86	19	419	66	11	7	24	13		15	103	55	26
2	10	2	14	6	9	46	21	171	41	12	9	25	36	4	8	44	21	27
1	1		3	2	2	27	6	73	17	2	3	3	7		2	11	10	28
1	4	2	1	1	1	6	4	18	3	2	2	7	1	3	1	55	18	29
1	4	4	7	1	4	20	10	106	27	1	4	10	7	2	4	96	28	30
3	4	4	5	3	2	33	9	153	21	4	6	8	12		2	15	13	31
						2	2	10	2	1					1	371b		32
18	15	40	25	4	5	136	56	844	129	28	61	20	123	1	8	322	136	33
																		34
	5	12	8	3		24	4	65	5	6	7	3	11		2	47	8	35
9	1	6	6	2	3	26	10	56	17	7	2	25	7	1	4	46	18	36
						1		1				1	2			1	1	37
284	410	655	1,278	367	511	3,772	2,112	16,992	4,399	490	251	1,645	777	186	565	6,115	4,136	38
184	265	444	873	263	377	2,525	1,556	11,549	3,224	253	104	884	279	93	372	3,983	2,920	39
11	18	14	28	8	8	69	55	340	100	3	1	30	7	2	10	110	92	40
71	107	150	345	72	107	887	586	3,839	1,109	69	18	316	78	46	186	1,336	1,100	41
27	34	60	146	55	94	410	214	1,963	572	31	13	94	20	13	42	600	404	42
21	26	54	91	37	52	346	206	1,429	404	48	35	124	77	2	36	665	396	43
11	20	48	63	30	46	256	146	1,132	332	27	14	74	24	9	24	336	249	44
3	6	7	23	7	7	31	39	1,163	111	9	1	50	7		4	71	133	45
40	54	111	177	54	63	526	310	2,683	596	66	22	196	66	21	70	865	546	46
																		47
	1	5	5	3	1	21	9	102	22	3	2	7	10	2	2	24	14	48
5	7	5	13	5		130	43	318	54	7	12	39	31	2	11	77	66	49
2	10	2	17	4	5	29	19	84	62	7		19	9	1	3	43	49	50
	1					5	1	4	4							2		51
		3		1	1	5		10	1	88	82	376	305			18	3	52
																		53
																		54
																		55
																		56
39	58	93	213	52	75	618	277	2,673	505	60	18	133	69	19	95	14	7	57
9	9	14	41	11	15	61	40	249	149	6	2	26	9	4	19	856	565	58a
2		6	7	2	3	14	9	46	17	3	5	9	6	1		31	17	58b
																		59
10	11	31	25	5	6	41	27	258	64	12	6	25	12	5		290	125	60a
3	3	1	1	1	2	5	2	50	13	2	1	6	2	3		51	20	60b
						3	1	10	3			1	1	2		9		61
1	3	7	9	2	2	27	13	133	37	10	2	13	2	1	7	26	20	62
						13	1	39	12	1		3	7		4	96		63
						4		25	1			7			1	4		64
5	5	8	28	2	4	53	17	289	41	7	1	24	5	1	10	99	37	65a
						31	14	129	26	3	2	3	2	1	5	30	22	65b
22	26	22	15	4	12	103	55	744	122	10	3	29	15	3	11	223	76	66
						7	3	7	4							9	2	67a
	1	1	1	2	1			1								5	1	67b
2	4					8		34	1	2		1				10	3	68
		6	12	6	4	52	21	186	25	15	5	38	10	2	7	76	39	69
147	347	405	1,141	336	505	2,470	1,999	8,837	4,579	436	301	1,876	944	89	488	4,887	4,849	70
3	9	10	7	2	3	32	18	74	22	12	3	28	11	8	8	67	31	71a
6	4	5	11	3	7	66	18	226	42	11	4	42	12	7	15	103	51	71b
						23	9	63	10	5	4	8	4	4	3	12	15	72
	2	4	7			30	27	117	48	6	1	8	5	1	1	67	63	73
4	5	11	43	10	15	61	43	251	115	8	13	44	14	2	12	103	90	74a
101	235	266	804	239	396	1,786	1,472	5,545	3,434	258	229	1,280	591	50	336	3,534	3,791	74b
2	16	21	46	21	19	124	61	480	171	10	2	21	5	1	17	135	104	75
4	9	11	41	6	17	41	31	164	81	22	22	204	125		3	42	88	76
3	18	6	36	22	5	40	112	402	217	12	5	19	39	1	5	230	159	77
1	11	1	20	4	2	17	31	152	40	10		15	21		15	51	44	78
3	10	8	46	2	6	29	75	148	130	14	8	47	62	2	13	47	124	79
						1		2		1		3	8					

MORTALITY STATISTICS

TABLE 6.—DEATHS (EXCLUSIVE OF STILLBIRTHS) FROM

["Urban" includes cities of 10,000 inhabitants or more in

List No.	CAUSE OF DEATH	MASSACHUSETTS		MICHIGAN		MINNESOTA		MISSISSIPPI				MISSOURI	
		Urban	Rural	Urban	Rural	Urban	Rural	Urban		Rural		Urban	Rural
								White	Colored	White	Colored		
	III.—Diseases of the nervous system and of the organs of special sense—Contd.												
83	Softening of the brain	13	3	10	23	10	9	2		8		7	20
84	Other diseases of the nervous system	197	50	140	117	58	72	3	4	17	16	80	79
85	Diseases of the eye and annexe	2		6	1	1				1			
86a	Diseases of the ear	101	8	114	20	46	21	3	3	14	6	66	25
86b	Diseases of the mastoid process	61	2	63	14	24	6	5	2	11	2	62	8
	IV.—Diseases of the circulatory system	10,578	3,001	5,867	5,807	2,289	2,983	283	251	1,053	1,190	4,378	3,875
87	Pericarditis	25	2	78	23	7	8	1	2	4	9	32	25
88	Endocarditis and myocarditis (acute)	287	47	424	150	72	64	5	15	24	29	165	79
89	Angina pectoris	812	235	284	390	120	179	35	5	92	27	196	264
90	Other diseases of the heart	7,754	2,035	4,366	4,431	1,566	2,342	196	215	795	983	3,489	3,019
91a	Aneurysm	55	5	45	26	32	15	2	2	10	14	82	31
91b,c	Other diseases of the arteries	1,318	609	494	683	378	294	35	8	109	102	339	397
92	Embolism and thrombosis (not cerebral)	284	60	142	81	96	68	7	3	8	5	64	41
93	Diseases of the veins	24	8	27	8	12	2			2	1	10	9
94	Diseases of the lymphatic system	12		6	5	1	2	1		1	2	1	1
95	Hemorrhage without specified cause	5		5	5	1	1	1		1	2	1	2
96	Other diseases of the circulatory system	2		1	5	5	8		1	1	15		7
	V.—Diseases of the respiratory system	4,231	737	3,420	1,858	1,125	1,187	149	177	648	960	2,494	1,973
97a	Diseases of the nasal fossae	3		4	9	2	3		1	2	10	1	5
97b	Diseases of the nasal fossae annexe	21		27	5	15	5	3	2		2	12	8
98	Diseases of the larynx	12	3	12	10	7	3			3	4	7	5
99a	Acute bronchitis	77	30	73	86	11	26	1	1	9	4	37	22
99b	Chronic bronchitis	60	18	63	54	32	48	2	1	9	3	51	74
99c	Bronchitis (unspecified, under 5 years)	17	4	21	24	1	3		1	8	3	1	5
99d	Bronchitis (unspecified, 5 years and over)	32	10	26	35	6	14		1	10	1	5	14
100a	Broncho-pneumonia	2,029	315	1,205	595	426	419	39	43	180	184	920	669
100b	Capillary bronchitis	15	5	12	18	3	5			3	2	14	23
101a	Lobar pneumonia	1,762	309	1,700	812	520	538	92	114	350	606	1,342	990
101b	Pneumonia (unspecified)	21	6	65	81	9	35	3	9	40	113	2	56
102	Pleurisy	103	9	102	55	42	28	3		4	5	51	25
103	Congestion and hemorrhagic infarct of the lung	24	12	24	31	19	15	2		10	1	3	24
104	Gangrene of the lung	3	2	7	4	3	1				1	3	1
105	Asthma	22	9	48	46	21	33	1	2	14	10	26	23
106	Pulmonary emphysema	3	3	2	4		1		1	1		1	7
107	Other diseases of the respiratory system (tuberculosis excepted)	27	2	29	19	8	10	3	1	5	11	18	22
	VI.—Diseases of the digestive system	2,721	358	2,721	1,349	991	860	233	210	649	767	1,734	1,574
108	Diseases of the mouth and annexe	21	3	20	12	7	5						
109a	Adenoid vegetations	1						3	2	4	8	19	20
109b	Other diseases of the pharynx, tonsils	144	52	174	78	49	43	4	6	17	28	85	50
110	Diseases of the esophagus	3	1	4		4						2	1
111a	Ulcer of the stomach	157	24	174	75	63	54	7	11	24	16	97	78
111b	Ulcer of the duodenum	105	10	68	29	68	13	7	17	12	2	41	16
112	Other diseases of the stomach (cancer excepted)	28	16	79	105	17	23	8	17	45	72	45	137
113	Diarrhea and enteritis (under 2 years)	504	61	539	247	59	139	45	36	213	284	239	430
114	Diarrhea and enteritis (2 years and over)	90	28	94	100	42	55	17	17	88	64	70	175
115	Ankylostomiasis												
116	Diseases due to other intestinal parasites	4		1			1			2	2		2
117	Appendicitis and typhlitis	545	37	585	174	205	180	64	58	83	83	385	178
118a	Hernia	158	18	110	51	68	47	9	6	5	19	83	37
118b	Intestinal obstruction	204	19	226	119	79	57	30	27	53	67	132	101
119	Other diseases of the intestines	41	7	38	19	26	18	1		14	16	26	30
120	Acute yellow atrophy of the liver	26	2	17	10	14	1	1	1	2		9	11
121	Hydatid tumor of the liver			4									
122	Cirrhosis of the liver	240	37	226	158	90	72	7	11	37	44	223	136
123	Biliary calculi	216	15	110	45	119	80	5	3	11	5	107	58
124	Other diseases of the liver	148	20	161	82	47	52	18	10	26	40	132	77
125	Diseases of the pancreas	36	3	25	8	13	7	2				19	5
126	Peritonitis without specified cause	50	5	66	37	21	12	3	5	8	17	20	32
127	Other diseases of the digestive system (cancer and tuberculosis excepted)												
	VII.—Nonvenereal diseases of the genito-urinary system and annexe	3,449	717	2,140	1,776	789	1,103	231	278	771	1,253	3,081	2,343
128	Acute nephritis (including unspecified under 10 years)	80	25	124	73	14	24	14	23	58	122	78	82
129	Chronic nephritis (including unspecified 10 years and over)	2,804	617	1,506	1,448	483	909	177	199	612	1,024	2,568	2,036
131	Other diseases of the kidneys and annexe	83	16	104	40	60	29	11	6	37	18	55	34
132	Calculi of the urinary passages	34	5	21	11	30	5	3	1	3	3	23	7
133	Diseases of the bladder	11	3	19	17	4	8	1		7	10	5	26
134	Diseases of the urethra, etc.	13	1	6	4	3	1			2	2	10	1
135	Diseases of the prostate	244	34	133	118	119	103	11	16	39	34	115	115
136	Nonvenereal diseases of the male genital organs	8	2	7	1				2		1	4	2
137	Cysts, other benign tumors of the ovary	21	3	28	11	15	3	3	1	3	1	23	5
138	Salpingitis and pelvic abscess (female)	38	4	74	14	20	6	5	15	6	17	54	15
139	Benign tumors of the uterus	82	5	78	23	31	8	5	7	2	14	85	15
140	Nonpuerperal uterine hemorrhage			2	1	1	1	1		1	1	1	2
141	Other diseases of the female genital organs	31	2	37	14	9	6	1	1	1	6	20	3
142	Nonpuerperal diseases of the breast (cancer excepted)			1	1								
	VIII.—The puerperal state	447	60	466	182	147	133	34	39	145	237	225	217
143	Accidents of pregnancy	37	7	55	21	14	10	2	4	12	16	26	26
144	Puerperal hemorrhage	77	12	38	19	14	18	2	3	10	24	26	24
145	Other accidents of labor	73	6	47	20	13	18	2	3	17	32	20	24
146	Puerperal septicemia	143	17	206	55	58	45	11	13	39	81	117	76
147	Puerperal phlegmasia alba dolens, embolus, etc.	31	5	23	20	5	12			3	5	5	3
148	Puerperal albuminuria and convulsions	85	13	94	47	42	30	16	16	55	79	40	63
149	Following childbirth (undefined)			2		1		1					
150	Puerperal diseases of the breast	1		1									

111

1920: the remainder of the State is included in "rural"]

MONTANA		NEBRASKA		NEW HAMPSHIRE		NEW JERSEY		NEW YORK		NORTH CAROLINA				NORTH DAKOTA		OHIO		List No.	
Urban	Rural	Urban	Rural	Urban	Rural	Urban	Rural	Urban	Rural	Urban		Rural		Urban	Rural	Urban	Rural		
										White	Colored	White	Colored						
6	12	5 25	7 35	6	1 20	5 75	9 60	31 540	39 142	1 18	7 7	5 59	3 17	1 4	15	38 227	52 136	83 84	
5 6	2 2	18 12	14 5	7 4	2 1	50 67	1 5	296 283	28 17	3 15	1 1	28 42	7 106	6 1	7 3	101 86	37 16	85 86b	
336	610	850	1,808	676	993	6,108	4,181	28,688	10,100	600	490	2,525	1,106	111	690	9,311	7,471		
2 20 16 288 1 19 8 2	2 25 38 493 7 34 10	6 37 63 643 17 16 25 4	13 49 119 1,411 17 151 39 6	4 27 91 447 1 86 18 2	2 20 105 676 1 170 16 1	13 249 371 4,955 55 317 125 18	4 182 311 3,328 16 284 45 3	57 807 1,784 22,931 208 2,153 647 72	31 213 750 7,751 39 1,156 23 10 3	2 17 75 441 6 28 4 2 2	2 25 16 427 10 9 4 3 6 4 7	7 71 26 943 9 49 7 1 1 1 7	5 26 44 943 2 14 8 1 1 1 3	2 4 23 77 2 63 13 6 1 1 3	4 23 47 526 3 8 8 10 207	37 427 613 7,087 77 878 195 27 17 2 1	25 176 519 5,677 36 929 89 11 5 2 2	87 88 89 90 91a 91b,c 92 93 94 95 96	
202	318	408	731	217	307	3,145	1,369	13,289	2,665	388	386	1,559	794	92	472	4,643	2,584		
3	2	11 3	7 3	1 4	2 4	11 9	4 7	71 24	15 9	2 8	2 3	12 9	16 3	2 1	4	5 42	3 16	97a 97b	
1 1 1 2 59	3 3 3 3 103	3 2	7 18	10 6	13 15	63 39	29 17	197 144	83 68	7 4	6 2	11 11	6 2	1 1	8 8	60 81	44 80	98 99a 99b 99c 99d	
111 10 2 5 2 5	144 31 2 5 1 1	138 1 190 15 19 1	235 4 354 37 12 19 1	87 94 81 8 5 5 1	94 4 140 10 3 9 4	1,006 444 1,767 706 38 25 17 1	14 12 706 198 64 24 19 1	4,743 138 7,057 1,303 21 374 63 24 19 1	958 19 1,210 1,303 19 25 16 8 5	141 1 170 19 25 16 3	119 4 194 25 8 21	597 5 666 145 19 21	253 4 342 110 14 4	41 40	207 180 3 9 15 11 92 5	1,779 20 30 2,248 21 120 37 44 11 83 9	1,006 100b 101a 101b 101c 102 103 104 105 106		
5	14	3	4	2	1	18	17	70	21	2	3	10	12	1	2	61	17	107	
206	250	467	698	177	181	2,186	773	8,167	1,567	436	319	1,339	758	107	354	3,857	1,762		
2	2	2	5	1		23	6	76 2	17	2	5	6	10	2	2	36 1	18	108 109a	
14	5	39	36	15	5	96 2	41 1	346 11	85 9	30	14	38 1	34	5	13	195 10	93 3	109b 110	
12 6 1 13 5	14 9 10 39 13	21 22 8 35 14	43 17 30 100 59	13 4 13 22 21 7	13 5 22 38 9	139 57 38 423 101	40 14 58 175 60	550 265 108 1,513 254	110 30 120 252 167	18 11 27 113 27	10 2 74 96 23	34 1 11 52 646 58	10 2 2 429 1	6 4 9 13 6 20	18 9 12 144 593 146	213 92 159 365 160	111a 111b 112 113 114 115		
65 7 17 1 1	59 15 22 5 2	137 21 37 5 1	171 26 56 14 2	37 7 21 4 1	38 7 22 4 1	485 148 158 19 7 1	93 35 48 10 4 1	1,698 582 500 114 74 5	201 60 108 27 12 1	102 8 38 5 4	48 12 25 10 1	129 15 68 6 2	42 9 33 6 4	35 5 8 1	99 16 34 7	828 196 364 45 19 1	164 58 159 29 13 121	117 118a 118b 119 120 121	
16 23 16 3 4	22 17 7 3 6	37 36 30 4 10	56 39 30 2 10	10 6 14 1 2	10 9 8 2 5	257 104 75 23 28	115 36 27 4 5	944 433 449 88 146	179 57 99 15 22	22 8 21 2 12	15 2 15 19	54 19 53 26	29 3 26	3 21 3	20 18 12 1 5	401 248 194 44 84	184 74 97 125 126	122 123 124 125 126	
178	235	374	748	236	311	2,734	1,854	10,138	3,322	435	357	1,630	909	78	289	3,770	2,717	127	
10 124 3 1 2 2 13 1 3 4 11	13 186 4 1 1 1 17 4 5 2	9 255 10 7 3 5 41	34 592 20 8 8 16 56	12 189 5 1 1 13	7 265 4 2 22	121 2,231 58 20 15 6 117	63 23 4 12 3 52	219 8,341 279 111 23 39 57 481	94 2,952 49 23 23 1 113	24 334 24 1 1 2 27	47 234 13 1 4 9 11	86 1,415 54 6 5 2 17	79 749 12 2 2 2	5 47 3 1 2 9	15 235 9 6 12 12	152 2,784 126 28 34 23 254	106 2,300 47 10 132 31 134 140	128 129 131 132 133 134 135	
1 3 4 11	4 5 2	5 11 24	14 2 18	2 3 11	3 1 2	2 4 57	3 2 18	24 33 38 148 15 61 3	12 17 7 31 4 20 1	126 149 173 415 56 211 3	32 27 23 58 9 31 3	11 3 10 30 6 41	4 3 4 24 8 32	22 17 31 46 6 116	17 17 31 42 6 82	1 10 10 27 1 5 13	70 43 60 258 19 109 1	25 144 24 77 11 46 149	136 144 145 146 147 148 149
29	46	62	107	28	27	322	92	1,136	181	109	69	262	195	11	75	560	212	142	
4 4 11 2 8	7 4 17 4 5	5 4 29 1 16	14 10 42 10 20	2 3 2 3 10	3 3 4 5 2	24 33 38 148 15 61 3	12 17 7 31 4 20 1	126 149 173 415 56 211 3	32 27 23 58 9 31 3	11 11 10 30 6 41	4 3 4 24 2 32	22 33 37 46 8 116	17 17 31 42 6 82	1 10 10 27 1 5 13	70 43 60 258 19 109 1	25 144 24 77 11 46 149	136 144 145 146 147 148 149		

MORTALITY STATISTICS

TABLE 6.—DEATHS (EXCLUSIVE OF STILLBIRTHS) FROM

["Urban" includes cities of 10,000 inhabitants or more in

List No.	CAUSE OF DEATH	MASSACHUSETTS		MICHIGAN		MINNESOTA		MISSISSIPPI				MISSOURI	
		Urban	Rural	Urban	Rural	Urban	Rural	Urban		Rural		Urban	Rural
								White	Colored	White	Colored		
	IX.—Diseases of the skin and of the cellular tissue.....	76	21	102	83	33	33	11	12	14	27	41	68
151	Gangrene.....	11	7	38	49	9	10	2	8	3	18	13	34
152	Furuncle.....	18	4	16	7	5	6	3		3		9	10
153	Acute abscess.....	27	4	30	14	8	3	4	2	5	6	9	9
154	Other diseases of the skin and annexa.....	20	6	18	13	11	14	2	2	3	3	10	15
	X.—Diseases of the bones and of the organs of locomotion.....	65	6	45	20	25	20	3	7	8	11	34	12
155	Diseases of the bones (tuberculosis excepted).....	49	5	37	18	19	17	3	6	8	8	26	10
156	Diseases of the joints (tuberculosis and rheumatism excepted).....	14	1	7	2	4	2				3	7	1
157	Amputations.....								1				
158	Other diseases of the organs of locomotion.....	2		1		2	1					1	1
	XI.—Malformations.....	579	84	418	260	102	184	11	1	50	17	156	179
159a	Congenital hydrocephalus.....	75	10	54	32	11	25	1		6	2	27	11
159b	Congenital malformations of the heart.....	278	52	199	146	45	89	7		32	2	77	112
159c	Other congenital malformations.....	226	22	165	82	46	70	3	1	12	13	52	56
	XII.—Early infancy.....	1,846	245	1,844	1,027	551	787	83	50	478	332	700	872
160	Congenital debility, icterus, sclerema.....	101	37	148	122	16	77	6	9	68	70	37	115
161a	Premature birth.....	1,180	138	1,242	654	379	491	61	31	324	192	492	675
161b	Injury at birth.....	407	50	356	164	133	132	10	5	63	32	125	123
162	Other diseases peculiar to early infancy.....	157	20	115	87	23	84	6	4	23	35	46	58
163	Lack of care.....	1		3			3		1		3		1
164	XIII.—Old age (senility).....	52	41	183	427	45	162	14	18	127	225	57	225
	XIV.—External causes.....	2,778	644	2,728	2,134	944	1,246	203	243	596	878	1,936	1,691
	Suicide.....	425	117	391	269	154	209	17	3	57	12	330	256
165	By poisons (gas or corrosives excepted).....	19	3	24	16	8	15	2		6		26	17
166	By corrosive substances.....	25	3	82	21	26	9	3	1	5	1	74	35
167	By poisonous gas.....	130	16	79	12	34	2	1				47	47
168	By hanging or strangulation.....	90	39	82	85	31	75	2		3	2	31	47
169	By drowning.....	38	9	12	26	8	12			1		4	13
170	By firearms.....	69	32	79	80	28	74	7	2	37	7	113	117
171	By cutting or piercing instruments.....	32	13	15	23	9	10			5	2	20	16
172	By jumping from high places.....	19	1	13	1	7	3					15	1
173	By crushing.....	3	1	1	1	2	4						2
174	By other means.....	63	16	284	43	50	21	2					2
	Homicide.....	21	6	188	25	18	13	12	66	68	298	293	104
197	By firearms.....	15		49	5	7	1	1	14	3	235	192	71
198	By cutting or piercing instruments.....	27	10	47	13	25	7	4	11	7	27	48	13
199	By other means.....	2,280	511	2,053	1,822	740	1,016	169	174	471	568	1,313	1,331
	Accidental, other, or undefined.....	4	3	9	17	2	7	2	5	13	11	10	28
175	Poisoning by food.....	1		2						1		2	4
176	Poisoning by venomous animals.....	32	10	33	32	12	17	4	3	22	13	35	26
177	Other acute poisonings (gas excepted).....	55	8	22	37	9	37	2	6	8	33	15	46
178	Conflagration.....	183	12	151	75	44	42	17	25	50	91	72	60
179	Burns (conflagration excepted).....	33	5	32	22	5	13			8	17	7	23
180	Mechanical suffocation.....	108	11	65	26	46	18	1	1	2	1	44	16
181	Absorption of irrespirable, irritating, or poisonous gas.....	151	134	96	289	32	134	11	17	38	52	41	147
182	Drowning.....	21	8	32	62	12	36	10	30	28	85	31	68
183	Traumatism by firearms (except in war).....	20	5	19	9	12	13	1		5	10	15	24
184	Traumatism by cutting or piercing instruments.....	628	103	335	270	180	177	19	8	67	32	320	244
185	Traumatism by fall.....	7		5	37	6	5				1	5	1
186a	Traumatism in mines.....					2	2					7	20
186b	Traumatism in quarries.....	51	10	54	33	17	29	6	6	20	11	33	128
187	Traumatism by machines.....	93	26	142	159	55	86	22	20	34	43	71	30
188a	Railroad accidents.....	9	8	48	74	22	36	7	4	17	8	13	98
	Collision with automobiles.....	84	18	94	85	33	50	15	16	17	35	58	7
188b	Street-car accidents.....	43	4	78	30	20	3	1				46	1
	Collision with automobiles.....	3		30	19	10	3	1				26	6
	Other street-car accidents.....	40	4	48	11	10						20	
188c	Automobile accidents (excluding collision with railroad trains and street cars).....	609	115	754	493	200	235	45	29	107	72	380	245
188d	Airplane and balloon accidents.....	3	7	3	23	2	6	1				3	5
188e,f	Injuries by other vehicles.....	34	12	21	41	14	29	4		6	15	18	31
188g	Landslide, other crushing.....	9	2	9	12	4	9		1	6	5	5	5
189	Injuries by animals (not poisoning).....	7	1	9	24	3	12			4	5	7	15
190	Wounds of war.....												
192	Starvation (deprivation of food or water).....	2	2	4	3	6	8	1				8	6
193	Excessive cold.....	5	1	12	5	2	6	1	1	2	3	18	17
194	Excessive heat.....			1	9								16
195	Lightning.....	21	4	32	25	7	10	2		4	6	8	17
196	Other accidental electric shocks.....	10	1	24	11	2	15	5	6	2	2	18	14
201	Fracture (cause not specified).....	130	26	109	76	46	67	13	16	39	50	94	87
202	Other external violence.....	40	22	48	138	11	89	40	236	573	2,388	26	381
	XV.—Ill-defined diseases.....												
204	Sudden death.....	13	4	5	19	1	15	6	3	60	150	1	45
205a	Ill-defined.....	25	12	23	60	2	35	7	16	58	120	8	87
205b	Not specified or unknown.....	2	6	20	59	8	39	27	217	455	2,118	17	249

CAUSES OF DEATH FOR URBAN AND RURAL DISTRICTS

113

EACH CAUSE, IN URBAN AND RURAL DISTRICTS: 1928—Continued

1920; the remainder of the State is included in "rural"]

MONTANA		NEBRASKA		NEW HAMPSHIRE		NEW JERSEY		NEW YORK		NORTH CAROLINA				NORTH DAKOTA		OHIO		List No.
Urban	Rural	Urban	Rural	Urban	Rural	Urban	Rural	Urban	Rural	Urban		Rural		Urban	Rural	Urban	Rural	
										White	Colored	White	Colored					
7	7	13	29	12	11	72	30	243	89	19	9	43	27	4	19	124	92	
2	5	3	18	7	8	23	14	48	38	1	8	13	8	2	5	32	49	151
4	1	4	8	1	3	16	3	49	10	9	1	10	4	1	4	25	18	152
1	1	3	1	1	2	19	6	83	20	7	1	11	10	1	2	32	9	153
				4		14	7	63	21	2		9	5		8	35	16	154
3	3	10	8	4	1	52	12	157	24	10	6	18	8	1	3	56	14	
3	3	9	7	3	1	43	10	126	20	8	4	15	8	1	3	42	12	155
		1	1	1		9		27	3	2	1	2				13	2	156
							2	4	1		1	1				1		157
12	35	57	130	42	41	316	159	1,154	351	55	13	201	30	12	64	492	352	158
8	2	5	19	5	3	35	9	146	38	4	3	22	6	2	8	47	24	159a
47	21	31	78	17	29	167	106	554	213	23	8	118	9	4	24	267	240	159b
4	12	21	33	20	9	114	44	454	100	28	2	61	15	6	32	178	88	159c
86	188	184	513	180	136	1,442	489	5,040	1,090	340	237	1,288	486	45	314	2,302	1,245	
8	19	11	66	12	26	149	65	424	131	24	24	171	91	2	41	158	163	160
47	128	126	326	116	90	845	285	2,868	658	240	186	927	334	28	213	1,521	809	161a
23	29	34	84	37	16	303	99	1,274	226	58	12	132	34	11	38	476	185	161b
8	12	13	36	15	4	145	36	463	70	17	13	55	25	4	22	146	87	162
			1				4	11	5	1	2	3	2			1	1	163
8	42	24	168	11	50	107	72	221	232	18	10	237	166	8	111	266	444	164
217	505	373	723	176	246	2,487	1,434	9,242	2,885	402	275	1,175	602	79	376	4,558	2,710	
41	69	70	116	29	30	360	219	1,516	399	54	2	118	14	10	48	533	391	165
1	5	4	14	1	2	11	8	48	21	4		1		1	6	40	20	166
7	8	6	6	2	1	36	6	109	18	8		8		3	3	88	19	167
1	1	15	4	2	3	127	50	594	30	4		3		2	1	30	3	167
4	10	11	37	6	10	70	59	253	129	4		11		1	14	94	111	168
	2		4	4	3	16	15	44	44			7	5	1		31	20	169
26	37	32	41	6	12	59	59	192	120	24	1	75	6	2	19	196	188	170
1	6	4	4	1		19	16	69	27	6	1	5	1		4	26	19	171
1	1	1	1	1		18	1	175	4	1						18	4	172
						3	3	26	4							6	2	173
						1	2	6	2	3		8				4	5	174
15	29	25	4	2		120	55	553	63	30	87	79	110	1	6	421	110	
9	26	15	14	3	2	62	30	285	37	23	66	55	85	1	4	257	74	197
	1		7			19	8	105	6	2	15	7	17			72	8	198
6	2	10	4	1		39	17	163	20	5	6	17	8		2	92	23	199
161	407	278	582	143	214	2,007	1,160	7,173	2,423	318	186	978	478	68	322	3,604	2,209	
	1	2	7	3	1	8	9	6	13	7	4	19	3	1	3	17	22	175
	1	1	1	1	1	1	1	2	1	1		2	2			3	4	176
10	7	5	10	3	4	30	15	159	44	7	6	17	9	2	7	56	88	177
3	11	8	13	4	8	19	23	155	33	2	2	21	12	3	9	61	47	178
5	12	26	33	4	9	156	39	393	79	31	26	110	78	6	15	281	108	179
3	8	3	9		3	17	14	52	27	5	8	32	24	2	6	37	30	180
1	6	12	12	4		112	50	687	45	2	1	3		1	14	84	26	181
1	40	11	52	18	47	124	216	365	57	6	8	73	58	3	32	117	201	182
7	21	8	28	4	5	29	17	43		7	20	54	38	2	14	61	51	183
2	7	3	3		1	10	2	59	19	2	3	8	1	2	3	25	10	184
27	39	78	113	41	40	437	176	1,663	476	43	10	117	17	11	34	843	451	185
19	22						5	2	4		2	1	2		6	24	59	186a
						2	1	3	2	1		1	1			1	2	186b
7	18	10	22	7	3	41	12	172	40	3	7	15	10	3	23	109	34	187
12	54	14	40	3	24	140	113	236	268	20	13	61	26	3	20	262	306	188a
1	20	2	21		4	16	45	43	108	6	1	29	6			95	145	
11	34	12	19	3	20	124	68	193	160	14	12	32	20	3	10	167	161	
3		1				18	8	236	28	1			1			100	54	188b
2		1				3	1	27	12	1						50	32	
1						15	7	209	16				1			50	22	
38	80	71	146	38	38	679	336	1,944	610	131	50	289	107	14	65	1,195	513	188c
1	5	1	9	1	2	6	12	5	19	1		1		2	1	6	27	188d
1	16	4	9	2	10	22	8	73	42	3	3	16	5	2	18	22	34	188e,f
2	6		6	1		6	1	35	16	3	1	10	4		4	15	6	188g
1	4		9	2	2	7	4	11	24			2	2	1	13	8	15	189
						1	1										1	190
2	7	1	2		2	3	5	5	17				5	3	2	7	8	192
1	3	2	4	2		19	12	59	15	2	1	3	4			35	23	193
	6		6		3	2	8	2	10			13	9		4		10	194
1	7	1	11	4	3	15	23	53	31	8	3	15	3	1	6	51	31	195
2	1		1		1	15	6	39	10	2	3	9	5		1	12	25	196
12	25	17	36	6	7	88	44	431	128	31	14	86	52	6	22	172	72	201
6	66	9	78	12	9	36	21	59	61	67	172	1,264	1,493	7	110	79	163	202
1	4	1	19	6	2	4	1	1	6	10	13	159	106		14	12	19	204
1	22	2	33	5	4	23	18	30	28	16	25	140	110	3	19	29	58	205a
4	40	6	26	1	3	9	2	28	27	41	134	965	1,277	4	77	38	86	205b

MORTALITY STATISTICS

TABLE 6.—DEATHS (EXCLUSIVE OF STILLBIRTHS) FROM

["Urban" includes cities of 10,000 inhabitants or more in

List No.	CAUSE OF DEATH	OKLAHOMA				OREGON		PENNSYLVANIA		RHODE ISLAND		SOUTH CAROLINA			
		Urban		Rural		Urban	Rural	Urban	Rural	Urban	Rural	Urban		Rural	
		White	Colored	White	Colored							White	Colored	White	Colored
	All causes.....	4,814	960	13,239	1,940	4,876	5,613	66,681	52,926	7,112	1,282	2,338	2,479	8,073	11,537
	I.—Epidemic, endemic, and infectious diseases.....	749	204	2,639	560	467	679	7,873	7,078	668	218	362	460	1,508	2,591
1	Typhoid and paratyphoid fever.....	35	17	199	47	11	16	100	94	8	2	26	20	87	211
2	Typhus fever.....														
4	Malta fever.....					1									
5	Malaria.....	11	6	123	34	1		6	3			10	13	80	279
6	Smallpox.....	2	1	9	2		4								3
7	Measles.....	23	5	156	9	12	7	325	163	67	1	38	10	154	97
8	Scarlet fever.....	7		36	1	3	11	112	132	15	3			6	2
9	Whooping cough.....	12	2	51	2	1	3	280	264	39	7	9	10	68	101
10	Diphtheria.....	70	4	233	17	7	27	543	298	43		31	6	97	52
11a	Influenza (with pulmonary complications).....	109	24	392	45	66	154	1,478	1,635	47	11	95	100	405	279
11b	Influenza (other and unspecified).....	97	17	404	54	23	80	449	769	36	8	21	32	149	280
13	Mumps.....							5	3	1					1
15	Cholera nostras.....			3	1				2	1		1	1		
16	Dysentery.....	44	7	152	22		8	19	37		1	15	8	99	117
17	Plague.....														
19	Spirochetal hemorrhagic jaundice.....							4		2					1
20	Leprosy.....														
21	Erysipelas.....	17		43		4	8	118	104	15	4	4	1	19	6
22	Acute anterior poliomyelitis.....	4	1	23	3	13	24	26	46	3	1	1		9	9
23	Lethargic encephalitis.....	9		4		6	4	85	28	3	1	6	1	5	4
24	Meningococcus meningitis.....	21	2	19	2	10	21	118	33	9		1	1	3	3
25	Other epidemic and endemic diseases.....	1		1		2	4	14	12	2		1		2	2
27	Anthrax.....							5							
28	Rabies.....							7							
29	Tetanus.....	15	7	29	1	5		68	41	5		7	4	10	16
30	Mycoses.....							4						1	22
31	Tuberculosis (all forms).....	210	89	674	283	234	283	3,513	3,254	325	167	71	182	296	963
32	Of the respiratory system.....	181	85	622	270	183	248	3,086	2,943	236	154	64	163	276	903
33	Of the meninges, central nervous system.....	11		15	4	19	8	205	98	37	5	1	6	4	6
34	Of the intestines, peritoneum.....	4	1	20	3	10	10	107	106	20	4	1	5	8	25
35	Of the vertebral column.....	3		2	1	4	7	47	39	4	3	3		3	3
36	Of the joints.....	3		2		2	17	14						2	2
37a	Of other organs.....	3	1	7	3	8	6	49	49	7			1	2	8
37b	Disseminated (acute).....	3	2	3	1	8	2	2	3	16	1	2	8	3	13
38	Disseminated (chronic or unspecified).....	2		3	1	2		2		5				3	3
39	Syphilis.....	31	19	43	31	57	19	508	214	34	2	14	64	23	145
40	Soft chancre.....														
41	Gonococcus infection.....	9	1	8		2		44	18	6		3	4		11
42	Purulent infection, septicemia.....	21	1	37	6	7	5	42	26	7	3	4	3	6	7
	Other infectious diseases.....	1	1			1			2						
	II.—General diseases not included in Class I.....	561	71	1,211	111	808	684	8,424	5,936	1,024	177	293	285	757	900
43	Cancer and other malignant tumors.....	367	26	737	40	579	478	5,685	4,019	733	113	132	65	356	240
44	Of the buccal cavity.....	11		20		19	20	196	116	29	4	5		17	2
45	Of the stomach, liver.....	125	9	322	19	199	178	1,895	1,554	232	48	30	15	104	62
46	Of the peritoneum, intestines, rectum.....	48	3	64	3	85	66	839	558	145	19	12	4	37	24
47	Of the female genital organs.....	75	8	116	9	78	62	837	567	98	13	26	29	63	90
48	Of the breast.....	24	1	36	5	60	37	482	374	74	11	12	9	31	27
49	Of the skin.....	17		51		11	16	112	133	17	2	9	1	27	1
50	Of other or unspecified organs.....	67	5	128	4	127	99	1,324	717	138	16	38	7	77	34
51	Tumors, benign and unqualified (tumors of the female genital organs excepted).....	4	2	6	1	6	6	40	17	5	2	2	4	3	4
52	Acute rheumatic fever.....	10	2	31	3	7	10	178	119	11	2	1	1	11	3
53	Chronic rheumatism, osteoarthritis, gout.....	1		18		6	9	60	75	5	1			5	39
54	Scurvy.....			2				4							
55	Pellagra.....	30	23	141	44		2	8		1		91	179	234	495
56	Beriberi.....					1									
57	Rickets.....			3			3	25	21	4		2	2	2	7
58a	Diabetes mellitus.....	62	8	130	8	83	93	1,285	866	147	35	32	14	71	57
58b	Pernicious anemia.....	11	3	31	3	27	18	150	149	19	7	6	1	11	10
59	Other anemias and chlorosis.....	3		10	2	4	4	34	34	4	2	1	1	2	3
60a	Diseases of the pituitary gland.....					1	1	5	4	1					
60b	Exophthalmic goiter.....	14		11	1	39	19	214	141	17	1	4	3	5	4
61	Other diseases of the thyroid gland.....	3	1	3		10	2	33	31	3	1		1	1	2
62	Diseases of the parathyroid glands.....	1		1		2		6	4	1	1			2	
63	Diseases of the thymus gland.....			7		7	4	107	53	8	2	2	3	11	2
64	Diseases of the adrenals (Addison's disease).....	1		2		4	1	18	10	1	1				
65a	Diseases of the spleen.....			2		1		10	4						
65b	Leukemia.....	11		16		12	8	102	55	11	1	6	2	8	5
66	Hodgkin's disease.....	3	1	7		4	6	51	32	4	2	2		2	2
67a	Alcoholism (acute or chronic).....	22	4	23	6	10	14	318	208	41	5	8	6	14	10
67b	Chronic lead poisoning.....			2				9	8						1
68	Other chronic mineral poisoning.....					1		1					1		
69	Chronic poisoning by organic substances.....	2		3				7	2			1		1	
	Other general diseases.....	16	1	25	3	7	3	74	77	8	1	3	2	20	16
	III.—Diseases of the nervous system and of the organs of special sense.....	402	69	1,329	135	592	683	5,742	6,097	836	127	212	285	843	1,004
70	Encephalitis.....	12	2	38	1	4	3	91	44	4		4	1	13	7
71a	Simple meningitis.....	14	2	53	6	18	8	166	94	22		9	4	18	14
71b	Nonepidemic cerebrospinal meningitis.....	5	1	10		1	5	32	20	4		1	1	6	2
72	Tabes dorsalis (locomotor ataxia).....	3		9		11	4	73	84	10		4	1	6	1
73	Other diseases of the spinal cord.....	3	1	41	6	21	18	164	154	15	3	6	4	13	11
74a	Cerebral hemorrhage.....	266	42	832	70	338	539	3,778	4,484	606	105	132	187	580	592
74b	Cerebral embolism and thrombosis.....	7		8		34	18	286	161	27	7	5	6	13	8
75	Paralysis without specified cause.....	21	16	149	25	14	14	129	133	4	3	9	15	110	253
76	General paralysis of the insane.....	6	1	36	9	51	11	247	292	33	1	7	27	3	6
77	Other forms of mental alienation.....	4		25	1	22	7	36	54	3		6	6	9	3
78	Epilepsy.....	13	1	31	6	13	13	107	164	20	2	12	24	14	30
79	Convulsions (nonpuerperal; 5 years and over).....			1				9	8					1	4
80	Infantile convulsions (under 5 years).....	2	1	14	3		5	77	109	5	1		2	7	44
81	Chorea.....	1		2				4	2	1					1
82	Neuralgia and neuritis.....	1		3		1	4	11	8	1			1		3

CAUSES OF DEATH FOR URBAN AND RURAL DISTRICTS

115

EACH CAUSE, IN URBAN AND RURAL DISTRICTS: 1928—Continued

1920; the remainder of the State is included in "rural"]

TENNESSEE				UTAH		VERMONT		VIRGINIA				WASHINGTON		WEST VIRGINIA		WISCONSIN		WYOMING		List No.
Urban		Rural		Urban	Rural	Urban	Rural	Urban		Rural		Urban	Rural	Urban	Rural	Urban	Rural	Urban	Rural	
White	Colored	White	Colored					White	Colored	White	Colored									
6,134	4,200	16,210	4,860	2,408	2,701	810	4,078	5,178	3,958	13,280	7,795	8,759	7,964	4,584	12,923	13,803	17,985	381	1,774	
994	958	3,865	1,402	359	416	82	412	577	700	2,185	1,649	960	1,229	704	2,367	1,529	2,364	80	323	
37	34	207	71	8	13	3	5	16	20	86	35	15	17	37	138	12	12		8	
18	21	118	56		1			1	4	3	5	1			2					
23	11	131	47	1	2			21	5	84	43	7	14	2	2	2	2	3	5	
10	1	28	3	4	9		6	7		16	3	7	9	15	37	6	6	1	10	
22	6	93	26	8	28		12	12	23	73	75	5	13	5	38	36	39	1	8	
34	17	161	18	8	9	1	9	28	15	113	30	19	29	20	112	61	41	8	33	
218	134	699	162	114	157	16	68	103	99	384	165	190	196	190	501	307	589	27	6	
91	55	409	112	57	62	4	57	53	38	192	98	84	115	58	246	110	341	7	82	
2	3	2	2				1			1	1	1		1		1	3		11b	
30	12	131	16		2			25	20	89	56	7	9	10	4	7	15		15	
1							1												16	
18	6	37	4	4	6	2	10	11		30	6	9	5	9	29	38	52	2	6	
2	1	28	8	2	6		9	5		18	8	37	18	5	35	3	12			
9	1	7	2	4	1	1	4	6	4	16	8	23	16	1	2	24	23	1	5	
15	7	10	2	31	52	1	4	6	2	17	7	45	37	3	21	76	36	1	12	
		1	1	2	2			1	1	4	2	3			4	1		2	24	
3	2	3						1		2									18	
12	7	27	5	1	1	2	2	12	16	11	18	3		5	12	17	13		19	
2	2	1			2			1	1	3	7	3	2	1	3	11	4		20	
382	506	1,693	774	98	50	51	213	236	352	967	939	370	685	258	972	674	1,030	24	60	
312	423	1,518	705	83	42	42	183	209	297	860	857	291	626	218	861	548	915	16	48	
25	13	44	10	5	1	7	15	13	16	33	18	44	19	11	32	58	37	6	4	
23	28	69	25	2	1		6	6	15	45	34	11	16	10	40	29	29	2	4	
7	2	16	6	1	2		3	2	2	8	4	6	7	6	10	11	14		1	
1	4	7	1					2	1	3	4	2	4	1	5	4	4		35	
4	8	22	9	3		1	2	3	4	10	14	10	10	7	12	11	11		36	
9	23	11	16	4	3	1	1	3	16	6	6	5	3	3	11	12	18		37a	
1	5	6	2	1	1		3	1	1	2	2	1		2	1	1	3		37b	
48	120	44	80	15	7	1	3	26	83	54	117	112	59	51	117	77	82	1	4	
3	6	4	7	1	4		1	4	9	3	11	12	2	20	8	8	2	2	7	
14	4	20	4	1	4		7	6	3	11	9	6	3	5	7	21	16		3	
		1	1		1			1				1			1	1			40	
665	246	1,471	316	309	269	128	557	615	245	1,298	487	1,462	923	508	1,071	2,247	2,517	36	163	
421	131	839	140	208	168	87	405	417	137	867	261	1,068	650	328	729	1,475	1,757	30	103	
7	3	39	3	5	7	3	12	12	3	34	7	31	21	8	28	34	51		8	
99	41	292	34	86	57	24	165	106	42	314	87	357	258	127	299	593	810	10	40	
63	10	84	7	32	24	16	65	50	13	98	23	188	92	47	100	246	209	5	11	
92	31	123	55	25	14	15	58	88	40	135	75	125	72	60	134	176	141	4	14	
34	14	75	18	10	11	6	34	39	13	66	25	97	45	24	66	116	150	2	5	
11	1	56	1	1	5	2	15	10	2	44	4	16	21	5	19	16	36	2	3	
115	31	170	22	49	54	21	56	112	24	176	40	254	141	57	83	294	360	7	22	
4	2	7	1	2	1		2	5	3	10	1	5	4	2	5	10	6		48	
7	13	38	13	6	19		6	3	17	27	28	10	8	7	20	41	32		49	
7	3	18	5	1	4	2	8	4	2	31	6	4	10	6	13	9	26		50	
57	36	322	106	1	1		2	28	19	74	72	1		2	4	2			51	
																			52	
81	30	4	3	1	33	26	69	3	31	143	58	165	121	3	10	7	9		53	
8	4	27	6	6	2	1	22	16	1	24	10	27	24	16	31	58	87	4	23	
11	2	4	1	2			5	4	2	9	3	4	1		2	12	15		54	
2																			55	
13	9	11	7	13	10	1	10	16	1	33	10	61	29	27	29	145	92		56	
1	2	10		3	3	1	1	3	2	8	3	8	8		3	9	9		57	
2	1	1	2	2			3	4	1	3		13	17	6	12	25	18		58a	
1	1	1		1	5	1	1	3		4		2	2	2	2	11	9		58b	
17	1	12	1	8	6	2	2	9	1	9	3	27	3	1	12	36	27		59	
4	2	6	1	1	3	1	3	7	2	7	1	11	4	7	8	14	45		60a	
12	2	21	7	1	3	1	12	13	14	25	15	36	26	27	39	58	41		60b	
2				3	1												3		61	
3		2																	62	
12	1	24		7	8	4	5	15	7	19	8	11	14	6	22	1	18		63	
502	332	1,392	424	211	184	81	564	521	465	1,365	911	901	986	398	1,204	1,185	2,178	23	167	
7	6	18	1	4	3	1	1	9	5	14	7	6	2	9	15	12	14		3	
15	12	28	4	11	3	2	7	17	5	20	10	21	3	22	32	23	20		70	
3	1	18	4		3		2		1	8	5	3	2	3	10	4	9		71a	
7	2	10	3	2	1		2		1	9	3	13	7	5	12	14	14		71b	
12	15	41	15	2	1	5	14	14	8	34	20	30	21	7	29	33	55		72	
332	224	852	245	136	129	60	447	346	360	880	572	630	693	251	728	864	1,621	15	105	
19	4	21	3	9	3	5	22	21	9	30	7	42	10	9	6	48	62		73	
32	38	173	61	4	10	1	6	22	27	135	84	22	22	28	167	14	45		74a	
5	5	38	30	3	2		10	13	3	27	59	8	63	13	47	8	69		74b	
3	1	32	2	6	1		5	2	7	31	21	7	60	3	21	4	41		75	
2	1	58	12	4	3		14	7	3	47	53	13	47	13	32	22	56		76	
																			77	
4	3	15	12	1	4		8	3	16	20	37	4	7	4	29	12	45		78	
1	1	1	1		1		1	1	1	2	2	2		2	3				79	
1	1	3	3					1	2	2	2	2		2	6				80	
																			81	

MORTALITY STATISTICS

TABLE 6.—DEATHS (EXCLUSIVE OF STILLBIRTHS) FROM

["Urban" includes cities of 10,000 inhabitants or more in

List No.	CAUSE OF DEATH	OKLAHOMA				OREGON		PENNSYLVANIA		RHODE ISLAND		SOUTH CAROLINA			
		Urban		Rural		Urban	Rural	Urban	Rural	Urban	Rural	Urban		Rural	
		White	Colored	White	Colored							White	Colored	White	Colored
	III.—Diseases of the nervous system and of the organs of special sense—Continued.														
83	Softening of the brain			3		1	2	21	30			3	1	4	1
84	Other diseases of the nervous system	19	2	44	6	33	20	219	144	52	3	7	4	29	18
85	Diseases of the eye and annexe			1		1		6	5			1			
86a	Diseases of the ear	11		17		14	11	139	67	22		4	1	11	6
86b	Diseases of the mastoid process	14		12	2	15	1	147	40	6	1	2		6	5
	IV.—Diseases of the circulatory system	591	106	1,247	169	1,123	1,256	13,804	11,190	1,594	307	387	405	1,164	1,211
87	Pericarditis	3	4	11	2	4	2	70	35	2	1	1	2	3	8
88	Endocarditis and myocarditis (acute)	34	7	44	7	26	39	726	427	49	10	17	15	27	45
89	Angina pectoris	55	9	87	16	65	96	695	682	105	39	59	43	142	58
90	Other diseases of the heart	431	81	995	128	778	990	11,092	8,802	1,241	218	244	287	903	1,003
91a	Aneurysm	6		4	2	11	8	80	42	9	1	2	7	3	8
91b,c	Other diseases of the arteries	34	3	65	3	154	90	865	1,010	149	28	53	41	61	46
92	Embolism and thrombosis (not cerebral)	22		17	1	78	28	237	139	36	9	10	5	7	3
93	Diseases of the veins	1		2	1	2	1	26	28	2	1	1	2	3	1
94	Diseases of the lymphatic system	1		5	1	3		6	12			1	1	1	2
95	Hemorrhage without specified cause	3	1	6	3		1	4	9	1			2	3	3
96	Other diseases of the circulatory system	1	1	11	5	2	1	3	4					11	34
	V.—Diseases of the respiratory system	451	139	1,499	217	390	425	8,286	5,043	711	91	152	214	661	977
97a	Diseases of the nasal fossae			6		3	2	4	7				1	3	71
97b	Diseases of the nasal fossae annexe	4				7	6	41	16			2		2	2
98	Diseases of the larynx		1	14	4		3	24	25	2		2		5	4
99a	Acute bronchitis	4	1	11	1	5	7	151	138	20	2	3	2	4	6
99b	Chronic bronchitis	2	1	13	6	10	9	121	110	6	4	1	1	5	5
99c	Bronchitis (unspecified, under 5 years)	1	1	5	1		1	41	25	12	2		1	7	2
99d	Bronchitis (unspecified, 5 years and over)	3	3	15	1	4	3	42	35	2	1	1	1	1	1
100a	Broncho-pneumonia	146	36	422	49	143	161	2,805	1,744	226	27	47	62	179	130
100b	Capillary bronchitis	2		5		1	1	55	30	4					1
101a	Lobar pneumonia	187	59	453	69	167	187	4,263	2,368	387	48	81	124	337	347
101b	Pneumonia (unspecified)	65	28	443	75	12	18	166	130	9	4	6	14	93	354
102	Pleurisy	8	3	25	4	16	12	209	105	17		5	4	6	12
103	Congestion and hemorrhagic infarct of the lung	9		22	1	8	5	91	67	9	1	2	1	8	2
104	Gangrene of the lung	1		2		1		20	10	1		1	1	1	
105	Asthma	7	4	36	4	10	6	142	113	7	2	1	1	6	22
106	Pulmonary emphysema			2				11	8						2
107	Other diseases of the respiratory system (tuberculosis excepted)	12	2	25	2	3	4	100	112	7			2	4	16
	VI.—Diseases of the digestive system	585	99	1,117	172	369	341	5,042	3,391	448	52	207	197	617	792
108	Diseases of the mouth and annexe	3		4	1	6	2	49	35	6	1	1	1	5	11
109a	Adenoid vegetations														
109b	Other diseases of the pharynx, tonsils	26	4	41	8	17	22	204	129	22	2	12	11	23	28
110	Diseases of the esophagus	1				1		11	3						1
111a	Ulcer of the stomach	21	1	47	4	32	21	242	122	35	4	5	5	16	25
111b	Ulcer of the duodenum	9		7		23	12	137	44	15	1	5	2	4	6
112	Other diseases of the stomach (cancer excepted)	39	13	153	39	8	19	181	219	14	6	4	13	47	176
113	Diarrhea and enteritis (under 2 years)	98	17	314	43	14	41	1,024	1,106	84	7	65	69	317	324
114	Diarrhea and enteritis (2 years and over)	35	14	106	21	12	29	238	271	23	2	14	30	77	76
115	Ankylostomiasis														1
116	Diseases due to other intestinal parasites			2					2						5
117	Appendicitis and typhlitis	150	24	174	21	82	57	932	323	88	5	44	22	44	48
118a	Hernia	17	1	16	3	23	20	271	128	27	5	5	4	3	14
118b	Intestinal obstruction	65	11	82	10	35	38	423	218	39	7	20	18	28	23
119	Other diseases of the intestines	9	5	19	3	6	3	69	30	7	2	3	1	3	7
120	Acute yellow atrophy of the liver	2	1	3	1	3		36	17	5	3			4	1
121	Hydatid tumor of the liver								1						1
122	Cirrhosis of the liver	25	4	33	3	26	22	550	401	35	2	11	12	9	11
123	Biliary calculi	13		16	1	19	21	256	125	34	3	4		7	1
124	Other diseases of the liver	44	2	54	4	40	26	279	139	10	1	11	5	25	24
125	Diseases of the pancreas	7		5	2	8	1	64	16	1				1	
126	Peritonitis without specified cause	21	2	41	8	14	7	76	62	3	1	3	4	4	9
127	Other diseases of the digestive system (cancer and tuberculosis excepted)														
	VII.—Nonvenereal diseases of the genito-urinary system and annexe	380	84	788	115	464	461	6,982	4,913	794	119	266	271	885	1,123
128	Acute nephritis (including unspecified under 10 years)	21	6	47	17	18	17	304	212	23	6	10	19	33	67
129	Chronic nephritis (including unspecified 10 years and over)	278	68	622	78	318	371	5,781	4,308	672	102	214	213	786	930
131	Other diseases of the kidneys and annexe	18	1	44	5	16	13	140	84	21	5	13	3	30	58
132	Calculi of the urinary passages	4		4		3	1	45	20	6		4	2	3	
133	Diseases of the bladder	4	1	10	5	4	5	37	17	4		2		2	10
134	Diseases of the urethra, etc.	6		1		3		20	5	1		1	2	1	5
135	Diseases of the prostate	25	2	28	4	58	36	284	169	22	2	12	6	21	19
136	Nonvenereal diseases of the male genital organs							7	4	3			3		
137	Cysts, other benign tumors of the ovary	4	2	2		4	4	56	19	6	1	2			2
138	Salpingitis and pelvic abscess (female)	8	3	15	3	9	3	118	20	12	1	4	10	5	7
139	Benign tumors of the uterus	9	1	3	1	20	7	152	41	16	2		9	2	12
140	Nonpuerperal uterine hemorrhage			1		2		2	2						1
141	Other diseases of the female genital organs	3		12	1	9	4	35	9	8		4	4	2	11
142	Nonpuerperal diseases of the breast (cancer excepted)							1	3						1
	VIII.—The puerperal state	87	12	171	37	36	50	800	424	74	4	58	29	132	251
143	Accidents of pregnancy	8		18	2	4	7	101	52	8		5	2	6	14
144	Puerperal hemorrhage	6		17	3	4	5	75	56	10	3	7	3	17	25
145	Other accidents of labor	6	2	22	8	1	6	79	46	10		3	2	24	60
146	Puerperal septicemia	39	8	64	16	18	19	337	138	22	1	24	12	27	59
147	Puerperal phlegmasia alba dolens, embolus, etc.	2		6	1	1		35	27	5			1	5	1
148	Puerperal albuminuria and convulsions	26	2	44	7	8	13	168	104	19		19	9	53	91
149	Following childbirth (undefined)							4	1						1
150	Puerperal diseases of the breast							1							

117

1920; the remainder of the State is included in "rural"]

TENNESSEE				UTAH		VERMONT		VIRGINIA				WASHINGTON		WEST VIRGINIA		WISCONSIN		WYOMING		List No.
Urban		Rural		Urban	Rural	Urban	Rural	Urban		Rural		Urban	Rural	Urban	Rural	Urban	Rural	Urban	Rural	
White	Colored	White	Colored					White	Colored	White	Colored									
2		9	2				2	2	1	20	8					6	9			83
26	10	46	18	14	14	5	19	31	3	53	16	46	26	10	41	70	85		5	84
15	6	21	1	9	6			2	1	3		19	7	1	1	2	1			85
17	2	4	2	5			2	13	4	15	3	28	6	11	7	29	16	1	1	86a
814	555	1,762	617	368	399	153	1,017	945	638	2,289	1,305	1,869	1,615	648	1,506	2,691	3,777	48	225	86b
4	3	10	6	2	3	1	2	29	2	5	5	5	4	1	9	6	7	1	2	87
22	27	35	23	20	21	3	18	107	33	192	45	193	140	39	86	117	140	3	10	88
79	5	135	19	22	20	13	99	107	33	192	45	193	140	39	86	157	208	2	14	89
602	478	1,463	526	288	339	117	723	719	533	1,875	1,123	1,331	1,224	520	1,258	2,125	3,000	33	183	90
11	10	5	3	3	1	1	2	9	18	16	10	32	10	3	7	22	24		1	91a
63	15	95	31	22	5	13	157	61	17	125	75	129	181	49	92	174	309	7	10	91b,c
21	5	8	4	10	7	5	13	15	3	24	5	64	26	13	5	61	63	2	5	92
2	4	2	2				1	4	1	5	1	7	7	5	3	16	16			93
4	2	2	2		1		1	1		1	1		1	1	2	10	4			94
6	3	5	3	1	2		1		2	4	1	2		1	1	3	1			95
535	476	1,475	412	218	319	54	340	401	461	961	579	633	528	356	1,031	1,284	1,642	43	136	96
3	1	6	2	1	2			1	1	5	11	1	7	1	1	3	3			97a
2	1	3		3	2	1		6	3	6	5	7	7	4	3	8	4	1	2	97b
5	3	6	1	2	1	1			3	12	7	2	3	1	4	4	6		1	98
4	5	9	11	2	2	1	11	7	8	18	15	9	6	3	10	19	43		1	99a
4	4	19	2	6			11	11	4	15	8	10	13	7	14	20	52	1	2	99b
6	7	9	6	2	1		2	1		9	5	6	9	2	8	11	31			99c
200	140	545	108	79	113	19	127	160	167	346	183	205	179	131	387	532	589	17	50	99d
248	258	653	208	97	148	30	145	159	222	362	217	327	246	145	351	560	754	20	64	100a
13	24	145	52	1	23		21	17	8	95	78	11	18	40	153	18	33	1	12	101a
13	10	15	4	9	2	1	4	8	16	16	11	23	11	2	19	46	31	1	64	101b
12	2	14		5	4		5	11	6	23	7	7	8	6	35	19	103		1	102
1			1				1	2		1	1	1	1	2	1	3	4			103
12	12	29	6	4	3		4	9	12	20	14	10	19	8	33	15	28	1	1	104
9	4	12	6	6	10	1	2	1	1	1	2			1	1	1	3			105
702	338	1,377	285	228	171	69	220	421	335	819	539	630	417	513	1,268	1,261	988	37	155	106
14	4	12	3	4	2	1		4	1	10	9	4	6	6	6	9	8		2	107
21	8	34	6	17	13	3	14	18	14	38	23	38	32	28	44	1	8			108
1	2									1				1	2	56	36	1	6	109a
28	18	33	4	21	10	5	18	16	20	26	23	56	28	18	30	77	1			109b
28	2	10	3	10	2	1	4	10	4	8	6	42	14	21	8	31	57	6	8	110
12	45	97	56	2	13	3	20	19	28	68	62	23	30	9	28	31	17			111a
158	58	593	69	13	30	8	26	62	109	284	210	37	45	138	714	45	169		10	111b
50	36	240	35	7	10	1	18	27	22	107	63	36	33	38	125	37	68	4	26	112
3		10	1							2	2				1	3				113
162	60	121	28	62	32	18	44	103	40	80	35	156	71	89	125	2				114
16	18	13	15	14	8	9	9	22	14	22	10	39	25	27	19	287	176	11	44	115
66	38	55	18	23	16	7	20	29	36	61	32	76	36	52	56	65	37			116
9	6	12	4	4	4	1		3	4	7	10	15	10	4	8	104	93	8	16	117
2		6		3	1		2	6		8	1	2	1	1	4	17	16	1	4	118a
32	10	45	22	9	10	10	22	26	22	33	19	2	31	27	41	1				118b
34	6	29	2	11	8	4	5	24	21	5	11	40	11	17	21	128	137	3	11	119
46	12	54	14	22	8	4	13	41	11	30	14	59	32	30	22	125	71	1	10	120
5		2	1	1	1		2	4	4	4	1	6	3	3	1	62	33	1	5	121
15	15	11	4	5	3		3	7	5	9	14	9		3	10	29	11		1	122
									1											123
536	430	1,160	352	229	199	89	335	658	416	1,362	798	803	585	422	1,029	1,122	1,441	24	117	124
22	41	81	40	5	12	3	27	16	43	55	45	25	16	9	28	24	38	2	7	125
371	264	946	267	179	163	65	282	555	300	1,182	676	578	479	333	933	853	1,222	19	88	126
8	9	32	8	10	5	3	2	17	11	26	21	37	20	10	10	40	26	2	2	127
6	2	6	1	2	1			6	2	8		8		2	3	14	7			128
3	10	9	5	1	1	1	3	3	3	19	6	2	3	2	7	13	16			129
46	33	61	17	14	10	7	14	40	21	55	18	89	42	4	25	86	93		13	130
5	1	1								1	1			1						131
5	6	8	3	4	2	2	2	3	3	3	3	13	5	2	3	15	11		1	132
15	19	3	4	6				5	14	4	9	13	4	10	6	19	10			133
16	39	7	6	4		5	2	1	12	4	11	28	9	21	11	38	8	1	2	134
5	4	4	1	4	2	1	1	6	4	4	3	1	5	3	3	2				135
																16	4		4	136
108	57	216	65	28	35	14	27	69	82	167	107	103	64	91	155	182	151	3	26	137
14	6	18	6			1		4		19	10	13	8	10	6	13	20		5	138
7	7	18	4	1	3	1	4	5	5	18	14	11	3	7	20	23	28	1	2	139
9	24	13	6	2	6	3	2	8	4	25	12	8	4	8	24	28	15			140
44	28	66	22	13	8	4	10	30	35	46	32	48	30	34	50	65	38	1	10	141
3	1	5	4	1	1		2	2	1	1	1	3	2	4	10	13	12	1	2	142
30	11	84	16	11	9	5	6	25	32	55	38	20	16	28	43	39	38		5	143
1	1	1			1										2	1				144

MORTALITY STATISTICS

TABLE 6.—DEATHS (EXCLUSIVE OF STILLBIRTHS) FROM

["Urban" includes cities of 10,000 inhabitants or more in

List No.	CAUSE OF DEATH	OKLAHOMA				OREGON		PENNSYLVANIA		RHODE ISLAND		SOUTH CAROLINA			
		Urban		Rural		Urban	Rural	Urban	Rural	Urban	Rural	Urban		Rural	
		White	Colored	White	Colored							White	Colored	White	Colored
	IX.—Diseases of the skin and of the cellular tissue.....	20	1	40	8	15	19	193	163	19	3	12	7	13	20
151	Gangrene.....	7	1	24	3	8	5	57	74	7	1	4	3	6	2
152	Furuncle.....	1	—	7	4	5	4	33	21	3	2	4	1	2	8
153	Acute abscess.....	8	—	5	1	2	4	58	41	2	—	4	2	6	4
154	Other diseases of the skin and annera.....	4	—	4	—	—	6	45	27	7	—	4	1	3	—
	X.—Diseases of the bones and of the organs of locomotion.....	4	2	13	—	2	3	105	58	10	—	3	1	6	3
155	Diseases of the bones (tuberculosis excepted).....	2	2	10	—	1	3	86	47	6	—	3	—	3	2
156	Diseases of the joints (tuberculosis and rheumatism excepted).....	1	—	1	—	1	—	18	11	4	—	—	1	3	—
157	Amputations.....	—	—	—	—	—	—	—	—	—	—	—	—	—	1
158	Other diseases of the organs of locomotion.....	1	—	2	—	—	—	1	—	—	—	—	—	—	—
	XI.—Malformations.....	34	1	120	4	25	47	805	847	77	10	18	7	63	41
159a	Congenital hydrocephalus.....	2	—	13	1	2	2	87	56	7	1	2	1	9	13
159b	Congenital malformations of the heart.....	17	1	63	3	10	33	466	591	42	7	9	3	32	9
159c	Other congenital malformations.....	15	—	44	—	13	12	252	200	28	2	7	3	22	19
	XII.—Early infancy.....	265	31	822	43	137	177	2,762	2,493	314	56	125	137	500	553
160	Congenital debility, icterus, sclerema.....	26	4	152	14	4	16	196	292	45	6	7	31	60	141
161a	Premature birth.....	192	21	568	23	86	113	1,787	1,627	157	32	84	79	356	347
161b	Injury at birth.....	33	4	79	3	27	36	552	386	91	10	20	17	48	29
162	Other diseases peculiar to early infancy.....	13	2	23	2	20	12	225	186	21	8	14	10	34	35
163	Lack of care.....	1	—	—	1	—	—	2	—	—	—	—	—	2	1
164	XIII.—Old age (senility).....	123	19	591	68	30	78	143	333	39	20	5	4	102	278
	XIV.—External causes.....	493	96	1,149	177	414	672	5,529	4,677	479	90	224	157	502	551
	Suicide.....	59	6	114	6	109	85	686	576	62	5	29	4	63	12
165	By poisons (gas or corrosives excepted).....	10	—	12	—	7	6	25	17	5	—	—	—	3	1
166	By corrosive substances.....	15	1	24	—	5	1	63	22	4	—	6	1	6	—
167	By poisonous gas.....	1	—	3	—	14	2	143	28	22	2	2	—	—	—
168	By hanging or strangulation.....	3	—	14	—	17	15	139	160	10	—	—	1	2	—
169	By drowning.....	—	—	—	—	17	3	34	29	4	—	—	—	4	3
170	By firearms.....	26	4	53	6	31	47	224	269	12	2	12	1	39	8
171	By cutting or piercing instruments.....	3	1	6	—	8	6	27	29	2	1	6	1	8	—
172	By jumping from high places.....	—	—	—	—	8	1	28	7	2	—	3	—	1	—
173	By crushing.....	1	—	1	—	2	2	3	5	1	—	—	—	—	—
174	By other means.....	—	—	—	—	—	—	—	10	—	—	—	—	—	—
197	Homicide.....	42	35	102	73	15	27	377	166	17	1	23	50	51	107
198	By firearms.....	30	31	85	57	13	13	260	115	9	1	16	31	40	82
198	By cutting or piercing instruments.....	6	3	7	10	—	6	44	14	2	—	1	12	5	15
199	By other means.....	6	1	10	6	2	8	73	37	6	—	6	7	6	10
	Accidental, other, or undefined.....	392	55	933	98	290	560	4,466	3,935	400	84	172	103	388	432
175	Poisoning by food.....	12	5	18	1	11	25	38	—	1	—	1	—	11	6
176	Poisoning by venomous animals.....	—	—	—	—	1	2	1	2	2	—	—	—	1	1
177	Other acute poisonings (gas excepted).....	20	3	34	1	11	6	79	63	5	2	3	5	8	12
178	Conflagration.....	6	6	33	1	1	5	61	86	—	1	—	4	9	4
179	Burns (conflagration excepted).....	35	3	76	11	9	11	432	220	35	4	19	20	37	91
180	Mechanical suffocation.....	9	1	24	2	1	5	25	51	3	1	3	7	22	11
181	Absorption of irrespirable, irritating, or poisonous gas.....	13	2	12	—	3	—	222	51	28	2	6	—	1	1
182	Drowning.....	13	3	84	13	11	75	209	291	28	22	7	5	32	63
183	Traumatism by firearms (except in war).....	12	2	69	16	3	36	49	104	2	1	7	6	23	26
184	Traumatism by cutting or piercing instruments.....	1	1	6	1	3	3	33	22	3	—	2	1	—	5
185	Traumatism by fall.....	43	3	124	10	63	65	968	674	92	18	28	7	60	18
186a	Traumatism in mines.....	6	—	17	2	—	2	291	710	—	—	1	—	—	—
186b	Traumatism in quarries.....	1	—	—	—	1	—	10	12	—	—	—	—	—	—
187	Traumatism by machines.....	8	—	33	4	18	25	124	69	9	2	5	2	8	9
188a	Railroad accidents.....	27	9	68	7	13	32	284	378	9	3	3	7	30	30
	Collision with automobiles.....	4	1	20	—	2	12	41	99	2	—	—	—	6	1
	Other railroad accidents.....	23	8	48	7	11	20	243	279	7	3	3	7	24	29
188b	Street-car accidents.....	4	1	2	—	9	—	144	42	17	2	3	1	2	1
	Collision with automobiles.....	1	—	—	—	4	—	42	16	6	—	—	—	—	—
	Other street-car accidents.....	3	1	2	—	5	—	102	26	11	2	3	1	2	1
188c	Automobile accidents (excluding collision with railroad trains and street cars).....	123	7	189	11	91	158	1,085	797	133	21	62	21	94	74
188d	Airplane and balloon accidents.....	4	—	5	—	3	1	4	8	7	—	3	—	—	—
188e	Injuries by other vehicles.....	4	1	19	1	6	13	65	49	3	2	—	3	3	11
188g	Landslide, other crushing.....	4	1	4	—	9	22	16	16	3	—	2	—	3	8
189	Injuries by animals (not poisoning).....	3	1	16	—	—	8	8	17	1	—	2	—	2	8
190	Wounds of war.....	—	—	—	—	—	—	—	—	—	—	—	—	—	—
192	Starvation (deprivation of food or water).....	1	—	—	—	—	—	2	—	—	—	—	—	—	—
193	Excessive cold.....	—	—	3	—	—	2	6	14	2	—	—	—	—	4
194	Excessive heat.....	4	—	5	3	2	6	56	28	5	1	—	—	—	1
195	Lightning.....	2	—	16	4	—	1	3	12	—	—	1	4	6	10
196	Other accidental electric shocks.....	8	—	6	—	5	4	37	41	2	1	3	—	9	2
201	Fracture (cause not specified).....	3	1	7	—	5	5	20	7	3	—	1	1	2	2
202	Other external violence.....	26	5	63	10	22	62	207	133	7	1	10	6	25	34
	XV.—Ill-defined diseases.....	69	26	503	124	4	38	191	283	25	8	14	20	320	1,242
204	Sudden death.....	8	—	49	5	—	4	6	54	8	1	—	2	28	35
205a	Ill-defined.....	28	9	182	48	1	10	25	74	7	5	5	9	82	395
205b	Not specified or unknown.....	33	17	272	71	3	24	160	155	10	2	9	9	210	812

CAUSES OF DEATH FOR URBAN AND RURAL DISTRICTS

119

EACH CAUSE, IN URBAN AND RURAL DISTRICTS: 1928—Continued

1920; the remainder of the State is included in "rural"]

TENNESSEE				UTAH		VERMONT		VIRGINIA				WASHINGTON		WEST VIRGINIA		WISCONSIN		WYOMING		List No.
Urban		Rural		Urban	Rural	Urban	Rural	Urban		Rural		Urban	Rural	Urban	Rural	Urban	Rural	Urban	Rural	
White	Colored	White	Colored					White	Colored	White	Colored									
15	10	28	5	3	9	2	12	13	13	36	18	25	18	17	32	31	41	2	2	
6 4 3 2	7 2 1	12 4 8 4	3 1 1	2 2 1 1	2 1 4	1 1 1	8 2 1	2 5 2 6	9 7 1 2	15 7 6 8	7 1 1 9	8 7 2 8	10 1 3 4	10 1 5 1	18 1 4 9	10 7 8 6	24 4 5 8	2 2 2		151 152 153 154
16	2	8	2	3	1		1	10	5	17	2	9	8	14	15	22	13		1	
12	1	6	1	1	1		1	8	2	10	2	9	7	11	13	18	9			155
3	1	2	1	1				2	2	4			1	2	2	4	3			156
1				1					1	3				1			1		1	157
48	1	111	6	27	43	12	60	62	18	155	23	75	79	57	248	195	197	6	22	158
7 26 15	7 1	7 59 45	1 3 2	6 13 8	5 25 13	4 7 1	6 35 19	9 21 32	17 14 4	17 83 55	6 11 6	9 39 27	5 52 22	4 31 22	23 165 60	22 87 86	32 94 71	4 2	17 4	159a 159b 159c
330	143	761	88	132	233	45	179	328	202	890	407	260	268	246	1,015	778	836	29	96	
25 243 53 9	21 100 13 9	119 503 99 40	20 51 6 11	9 80 30 13	14 172 28 18	8 24 11 2	30 105 27 17	28 196 86 17	41 124 18 1	162 586 100 37	112 232 27 29	8 179 65 15	33 772 35 21	9 174 50 13	59 772 130 47	34 518 161 65	88 558 138 52	4 18 5 2	13 63 11 9	160 161a 161b 162 163
48	23	289	97	17	55	6	55	49	16	299	172	71	113	35	334	116	302	2	34	164
619	399	1,069	292	220	292	72	287	479	285	1,002	415	893	1,047	566	1,616	1,147	1,468	48	262	
72 1 22 7 4 2 33 1 1 1	9 1 1 1 18 9 5 1 1	128 7 19 1 18 9 64 11	5 1 1 3 3 3 1	30 8 6 1 4 2 9 2	21 7 1 2 2 8 1	7 3 1 2 5 13 2	35 3 1 2 3 13 2	97 4 13 15 3 4 52 2 2	2 4 1 1 3 4 7 2	128 4 13 3 14 80 7 2	5 4 13 3 1 3 1	207 12 15 63 21 9 67 12 8	144 6 7 2 4 10 66 3	55 5 14 1 4 7 21 3	103 5 12 44 14 6 60 1	184 12 20 8 50 17 25 14 1	220 6 8 3 93 13 71 15 1	9 1 3 2 3 13 4 1	30 3 5 1 219 3 1	165 166 167 168 169 170 171 172 173 174
80 58 10 12 467 6	174 110 48 16 216 1	110 85 10 15 831 16	100 79 14 7 187 3	11 7 4 179 1 1 1	9 6 2 262 3	2 1 1 63 1	3 1 1 249 2	33 22 2 9 349 1	86 46 28 12 197 1	71 55 2 14 803 11	66 43 15 8 344 6	36 23 3 10 650 3	36 25 5 6 867 3	37 26 7 4 474 7	179 140 19 20 1,334 9	31 16 2 8 932 5	30 16 4 6 1,218 5	5 4 1 34 1	13 11 219 3	197 198 199
10 4 40 2	7 8 29 4	13 9 77 9	5 4 24 4	4 2 4	5 2 9 2	1 1 3	7 12 5	6 4 26 2	5 5 32 2	13 18 7	3 35 31	25 47 10	2 132 35	3 15 22	9 99 33	30 68 11	21 172 39	5 4	21 12	181 182 183
5 14 3 14 40 12 28 12 3 9	1 13 5 16 7 1 6	6 135 12 1 17 75 7 68 1	3 10 2 3 3 10 1 18	3 33 6 3 15 4 11 2 1	4 19 41 3 22 9 13	12 62 3 2 7 7 3	62 6 6 9 6 3 3	6 1 4 11 3 13 2 11	4 25 43 2 12 9 1 8 35 2	4 137 43 7 12 53 27 18 19	5 23 7 7 3 3 3 2	3 130 88 9 32 26 3 25 12 13	4 88 9 31 73 33 5 28 6 1 5	7 68 90 4 19 92 11 81 6 1 5	9 105 462 2 1 37 66 27 38 71 23 8 5	9 220 5 2 1 109 38 71 11 5	1 25 1 3 1 1 2 5	184 185 186a 186b 187 188a 188b		
143 4 4 6 2	70 1 3 1	145 2 14 4 11	24 3 2 1	57 2 3 2 1	66 8 3 1	15 2 1 1	54 13 3 3	130 6 3 4	55 12 4 8	172 15 4 8	55 6 3 2	221 3 12 18	203 9 14 52 11	103 8 6 4	180 3 8 13 4	303 3 12 7	317 7 26 8 32	9 1 2 1	50 4 4 2	188c 188d 188e, f 188g 189 190 192 193 194 195 196 201 202
27 37 138	35 38 157	159 159 903	42 44 411	1 52 3	10 35 31		2 5	9 10 11	19 39 19	71 122 242	53 103 227	8 4 3	12 36 36	2 3 4	16 6 10	3 6 4	9 12 49		5 9 31	204 205a 205b

MORTALITY STATISTICS

TABLE 7.—DEATHS (EXCLUSIVE OF STILLBIRTHS) FROM EACH CAUSE, BY AGE, SEX,

List No.	CAUSE OF DEATH, SEX, AND COLOR	All deaths	Under 1 year	1 year	2 years	3 years	4 years	Under 5 years	5 to 9 years	10 to 14 years	15 to 19 years	20 to 24 years
	All causes.....	1,361,987	153,492	28,534	13,713	9,373	7,425	212,537	24,940	19,285	32,698	42,642
	Both sexes.....	1,168,269	126,855	22,796	11,218	7,944	6,323	175,136	21,277	15,811	24,507	30,741
	White.....	193,718	26,637	5,738	2,495	1,429	1,102	37,401	3,663	3,474	8,191	11,901
	Colored.....											
	Males.....	637,063	72,867	12,206	6,091	4,289	3,387	98,840	11,897	9,016	13,307	15,646
	Colored.....	101,828	14,809	3,042	1,325	759	567	20,502	1,863	1,718	3,654	5,562
	Females.....	531,206	53,988	10,590	5,127	3,655	2,936	76,296	9,380	6,795	11,200	15,095
	Colored.....	91,890	11,828	2,696	1,170	670	535	16,899	1,800	1,756	4,537	6,339
	I.—Epidemic, endemic, and infectious diseases:											
	Males.....	82,160	7,549	3,818	2,180	1,587	1,221	16,355	3,636	1,956	3,252	4,371
	Colored.....	22,639	2,273	948	463	314	234	4,232	790	637	1,554	2,416
	Females.....	71,782	6,240	3,747	2,017	1,487	1,138	14,629	3,390	1,949	4,236	5,975
	Colored.....	21,504	1,881	883	446	251	219	3,680	777	890	2,263	3,036
1	Typhoid and paratyphoid fever:											
	Males.....	2,293	17	13	19	23	25	97	120	202	349	338
	Colored.....	866	5	5	6	9	8	33	79	83	164	158
	Females.....	1,663	14	17	17	24	20	92	123	191	254	216
	Colored.....	820	4	5	12	12	19	52	88	106	152	151
2	Typhus fever:											
	Males.....	10								1		
	Colored.....	2										
	Females.....	3										
	White.....											
4	Malta fever:											
	Males.....	7					1	1	1	2		1
	Females.....	4										
5	Malaria:											
	Males.....	1,111	85	41	36	23	29	214	106	57	51	49
	Colored.....	952	75	55	44	31	29	234	117	46	57	57
	Females.....	1,045	75	67	38	30	26	236	104	61	59	62
	Colored.....	1,029	86	44	38	24	19	211	105	63	76	82
6	Smallpox:											
	Males.....	59	14	5	1		2	22	1	1	1	1
	Colored.....	19	3					3	1	1	1	
	Females.....	44	9	2		1		12	6	1	2	2
	Colored.....	7	1					1				
7	Measles:											
	Males.....	2,482	677	714	275	141	95	1,902	272	63	65	35
	Colored.....	514	171	109	56	20	17	373	50	31	37	7
	Females.....	2,463	498	682	272	140	103	1,695	303	87	59	39
	Colored.....	429	87	120	35	17	18	277	43	29	28	18
8	Scarlet fever:											
	Males.....	1,042	58	86	114	132	97	487	287	97	46	34
	Colored.....	31	3	3	4	5	1	16	9	1	2	
	Females.....	1,101	52	103	94	104	93	446	295	105	61	51
	Colored.....	32	2	3	1	2	5	13	9	2	3	
9	Whooping cough:											
	Males.....	2,087	1,299	445	157	72	36	2,009	61	9	4	
	Colored.....	692	380	194	58	27	8	667	22	3		
	Females.....	2,648	1,461	702	219	107	58	2,547	80	8	4	1
	Colored.....	713	360	200	64	34	17	675	33	2	2	
10	Diphtheria:											
	Males.....	3,771	271	559	571	518	418	2,337	1,040	192	55	21
	Colored.....	346	48	48	51	43	47	237	75	13	3	7
	Females.....	3,653	227	446	481	507	397	2,058	1,052	205	50	55
	Colored.....	379	54	63	49	31	39	236	92	22	9	6
11a	Influenza (with pulmonary complications):											
	Males.....	14,411	1,870	749	332	188	147	3,286	373	191	494	432
	Colored.....	2,356	402	154	60	44	23	633	70	41	104	148
	Females.....	13,653	1,311	604	257	172	112	2,456	311	264	370	414
	Colored.....	2,235	323	131	62	31	19	566	54	61	116	127
11b	Influenza (other and unspecified):											
	Males.....	7,447	1,010	276	177	122	79	1,664	259	157	228	172
	Colored.....	1,478	267	51	26	15	13	372	46	38	58	56
	Females.....	7,740	791	269	152	87	71	1,370	236	166	167	193
	Colored.....	1,624	205	41	43	15	9	313	52	34	65	79
13	Mumps:											
	Males.....	54	8		4	6	1	19	4	2	4	3
	Colored.....	6	2		1		1	4	1			
	Females.....	48	4	4	3	1	1	13	3	1	1	2
	Colored.....	7	3					3	2	1	1	
15	Cholera nostras:											
	Males.....	55	11	4	5	2		22	2			
	Colored.....	11	3	1				4		1		1
	Females.....	44	13	3	1	1		18	2			
	Colored.....	12	2		1			3		1		
16	Dysentery:											
	Males.....	1,166	310	204	75	41	10	640	38	7	10	12
	Colored.....	443	128	94	24	11	5	262	9	2	5	6
	Females.....	1,120	223	161	68	28	14	494	28	8	13	15
	Colored.....	409	116	71	21	4	5	217	6	7	4	9
17	Plague:											
	Males.....	1										1
	Females.....	1										
19	Spirochetal hemorrhagic jaundice:											
	Males.....	28	3			1		4	2	1	1	1
	Colored.....	3										
	Females.....	20	2				1	3	1	2		1
	Colored.....	1	1					1				
20	Leprosy:											
	Males.....	12										
	Colored.....	4										1
	Females.....	4										
	Colored.....	1										
21	Erysipelas:											
	Males.....	1,367	350	28	8	6	2	394	8	12	16	17
	Colored.....	83	26	2	1	2		31			1	2
	Females.....	1,193	350	39	9	7	2	407	11	17	15	27
	Colored.....	52	12	1				13	1	1	2	2
22	Acute anterior poliomyelitis:											
	Males.....	710	66	69	51	34	43	263	161	121	73	28
	Colored.....	59	10	13	8	3	1	35	10	6	5	
	Females.....	538	49	55	43	38	35	220	134	73	48	18
	Colored.....	55	7	12	8	5	2	34	10	7	2	1

121

25 to 29 years	30 to 34 years	35 to 39 years	40 to 44 years	45 to 49 years	50 to 54 years	55 to 59 years	60 to 64 years	65 to 69 years	70 to 74 years	75 to 79 years	80 to 84 years	85 to 89 years	90 to 94 years	95 to 99 years	100 and over	Age unknown	List No.	
43, 178 31, 399 11, 779	45, 621 34, 866 10, 755	55, 796 43, 227 12, 569	61, 294 48, 937 12, 357	69, 737 56, 265 13, 472	81, 244 67, 040 14, 204	88, 368 77, 539 10, 829	100, 770 90, 539 10, 231	116, 218 107, 811 8, 407	117, 987 110, 628 7, 359	106, 518 100, 789 5, 729	77, 835 73, 268 4, 567	42, 882 40, 237 2, 645	14, 922 13, 461 1, 461	3, 697 2, 966 731	1, 377 543 834	2, 441 1, 282 1, 159		
16, 034 5, 759 15, 315 6, 020	18, 212 1, 743 5, 382 5, 373	23, 769 6, 324 19, 453 6, 245	28, 209 6, 343 20, 728 6, 014	33, 074 7, 966 23, 191 6, 275	38, 853 7, 966 28, 187 6, 238	44, 864 6, 168 32, 675 4, 661	51, 353 5, 596 39, 186 4, 635	59, 792 4, 695 48, 019 3, 712	60, 019 4, 133 50, 609 3, 226	52, 452 3, 190 48, 337 2, 539	35, 943 2, 450 37, 325 2, 117	18, 175 1, 372 22, 062 1, 273	5, 453 636 8, 008 825	1, 106 313 1, 860 418	187 328 356 506	812 677 470 482		
4, 598 2, 181 5, 330 2, 441	4, 889 1, 743 4, 609 1, 678	5, 588 1, 776 4, 340 1, 584	5, 684 1, 531 3, 490 1, 172	5, 510 1, 379 2, 883 993	4, 945 1, 331 2, 716 781	4, 476 835 2, 521 470	3, 897 686 2, 550 424	3, 695 494 2, 990 327	3, 154 343 3, 011 269	2, 724 256 2, 871 230	1, 904 170 2, 211 175	1, 028 95 1, 380 102	336 39 492 65	66 25 108 18	9 13 20 27	107 113 81 102		
265 93 137 69	141 59 110 51	146 61 91 48	142 36 86 25	128 29 63 24	98 24 60 25	88 14 37 7	70 13 24 8	48 8 34 4	39 5 23 3	11 3 12 1	4 1 4 1	1 1 1 1	1 1 1 1			5 4 4 4	1	
			1	2	4	1		2										2
				1			1											4
45 32 40 56	43 27 50 42	48 31 51 54	43 37 31 50	55 52 39 53	52 75 52 47	47 43 36 26	54 31 30 40	72 29 57 33	50 21 48 17	57 29 42 31	32 13 17 14	19 8 21 7	5 1 2 6	2 3 2 4	1 1 2 1	9 8 5 12	5	
3 1 2	1 1 2 1		3 2 1 1	5 3 1	2 1 1	3 1 2	4 1 1 1	1 1 1 1	2 1 3	7 2 3		2 4	2				6	
21 4 37 15	10 4 42 1	13 2 50 8	12 2 24 1	15 2 25 3	17 2 21 2	11 1 14 1	6 1 14 15	7 1 15 1	15 10	8 14	4 9	1 2				5 1 2	7	
25 1 51 2	24 27	13 2 39 2	7 8	5 7	5 4 1	1 4	4 1	2	2	2	2					1	8	
		1				1			1							1	9	
17 1 36 1	19 1 44 3	20 3 30 6	17 4 29 1	10 21	12 15 1	6 17 1	9 18	5 10 1	1 4	5 1	3	1				4 1 4	10	
364 114 446 126	485 110 526 113	656 137 697 148	708 129 649 132	782 144 561 144	732 168 551 136	775 103 547 99	749 115 683 82	929 89 966 76	1, 002 59 1, 210 70	1, 042 53 1, 222 60	787 36 945 52	430 19 569 30	148 7 208 12	31 5 36 4	2 3 7 10	13 19 16 17	11a	
159 48 177 90	163 42 235 80	219 74 263 89	262 65 237 98	250 76 218 95	282 108 258 110	310 83 269 69	330 73 322 87	428 82 460 68	567 63 640 63	698 43 804 57	671 54 829 53	444						

MORTALITY STATISTICS

TABLE 7.—DEATHS (EXCLUSIVE OF STILLBIRTHS) FROM EACH CAUSE, BY AGE, SEX, AND

List No.	CAUSE OF DEATH, SEX, AND COLOR	All deaths	Under 1 year	1 year	2 years	3 years	4 years	Under 5 years	5 to 9 years	10 to 14 years	15 to 19 years	20 to 24 years
I.—Epidemic, endemic, and infectious diseases—Continued.												
23	Lethargic encephalitis:											
	Males..... White.....	652	16	23	10	11	7	67	42	20	41	36
	Colored.....	48	2	2	3	1	—	8	8	3	6	9
	Females..... White.....	609	23	23	9	10	18	83	42	20	33	27
	Colored.....	43	2	—	—	2	2	6	5	2	6	3
24	Meningococcus meningitis:											
	Males..... White.....	1,685	212	106	77	80	54	529	211	181	245	137
	Colored.....	196	28	7	6	11	8	60	24	17	24	17
	Females..... White.....	929	134	80	64	35	40	353	161	107	93	50
	Colored.....	91	11	6	6	2	6	31	15	12	9	3
25	Other epidemic and endemic diseases:											
	Males..... White.....	165	43	22	12	7	5	89	7	6	7	4
	Colored.....	21	2	3	2	2	—	9	—	1	1	—
	Females..... White.....	93	30	16	7	4	7	64	11	3	2	1
	Colored.....	17	6	4	—	—	—	10	2	—	2	1
27	Anthrax:											
	Males..... White.....	9	—	—	—	—	—	—	—	—	—	2
	Colored.....	3	—	—	—	—	—	—	—	—	—	—
	Females..... White.....	5	—	—	—	—	—	—	—	1	—	—
	Colored.....	1	—	—	—	—	—	—	—	—	—	—
28	Rabies:											
	Males..... White.....	63	—	—	3	5	4	12	12	16	1	3
	Colored.....	13	—	1	—	—	2	3	3	4	—	—
	Females..... White.....	24	—	—	1	—	3	4	5	4	2	—
	Colored.....	3	—	—	—	—	1	1	—	2	—	—
29	Tetanus:											
	Males..... White.....	733	67	7	15	10	18	117	159	165	61	30
	Colored.....	274	73	3	1	5	4	86	32	33	17	21
	Females..... White.....	272	43	3	6	8	11	71	62	28	9	12
	Colored.....	118	49	—	1	3	2	55	14	5	5	4
30	Mycoses:											
	Males..... White.....	104	15	1	—	—	—	16	2	2	5	4
	Colored.....	50	33	7	—	1	—	41	1	—	—	2
	Females..... White.....	61	14	1	1	—	—	16	—	—	—	4
	Colored.....	28	20	3	—	2	—	25	—	2	—	—
	Tuberculosis (all forms):											
	Males..... White.....	36,177	507	423	217	150	134	1,431	419	397	1,431	2,924
	Colored.....	11,291	153	154	103	75	53	543	212	295	1,026	1,768
	Females..... White.....	30,182	408	425	255	168	111	1,367	375	546	2,841	4,586
	Colored.....	11,357	154	145	90	59	47	495	230	506	1,653	2,307
31	Of the respiratory system—											
	Males..... White.....	32,086	163	130	59	38	31	421	111	200	1,202	2,685
	Colored.....	10,012	89	84	59	37	27	296	123	211	899	1,612
	Females..... White.....	26,418	124	116	65	35	18	358	143	408	2,556	4,246
	Colored.....	10,259	79	81	45	31	19	255	153	434	1,517	2,177
32	Of the meninges, central nervous system—											
	Males..... White.....	1,494	257	223	119	77	67	746	198	95	85	65
	Colored.....	317	38	40	24	23	13	143	34	21	22	33
	Females..... White.....	1,317	204	255	145	93	59	756	153	71	96	63
	Colored.....	275	42	41	26	15	17	141	43	19	17	14
33	Of the intestines, peritoneum—											
	Males..... White.....	890	23	22	13	5	15	78	46	27	46	56
	Colored.....	361	2	4	5	7	3	21	21	20	52	47
	Females..... White.....	1,070	24	23	8	11	10	76	22	23	85	148
	Colored.....	377	11	—	3	4	2	20	13	23	56	59
34	Of the vertebral column—											
	Males..... White.....	434	5	3	4	9	8	29	31	28	33	28
	Colored.....	115	—	—	1	1	3	5	9	8	11	16
	Females..... White.....	312	7	1	10	6	7	31	14	16	17	22
	Colored.....	68	1	—	—	2	—	3	6	4	4	9
35	Of the joints—											
	Males..... White.....	143	1	1	—	1	—	3	6	13	13	9
	Colored.....	37	—	2	—	—	—	2	1	4	5	2
	Females..... White.....	100	2	—	1	—	1	4	5	2	11	8
	Colored.....	25	1	—	—	—	—	2	1	2	5	2
36	Of other organs—											
	Males..... White.....	563	18	10	6	3	7	44	5	19	22	24
	Colored.....	139	6	4	3	1	1	15	10	14	14	18
	Females..... White.....	442	6	5	3	8	1	23	10	8	23	29
	Colored.....	88	4	4	3	1	1	13	2	7	9	9
37a	Disseminated (acute)—											
	Males..... White.....	472	37	31	15	17	5	105	21	13	25	46
	Colored.....	268	21	18	11	5	6	61	13	16	18	34
	Females..... White.....	430	38	21	21	12	15	107	26	17	49	59
	Colored.....	239	15	19	11	6	5	56	7	16	42	33
37b	Disseminated (chronic or unspecified)—											
	Males..... White.....	95	3	—	1	—	1	5	1	2	5	11
	Colored.....	42	2	2	—	1	—	5	1	2	5	6
	Females..... White.....	93	3	4	—	3	—	12	2	1	4	11
	Colored.....	26	1	—	2	—	2	5	—	1	3	4
38	Syphilis:											
	Males..... White.....	3,734	556	26	13	11	5	611	19	24	31	56
	Colored.....	2,715	443	41	8	8	7	507	17	13	37	137
	Females..... White.....	1,695	429	28	5	6	6	474	17	20	32	71
	Colored.....	1,672	365	33	14	7	8	427	15	13	78	167
39	Soft chancre:											
	Males..... White.....	1	—	—	—	—	—	—	—	—	1	—
	Colored.....	6	—	—	—	—	—	—	—	—	—	—
	Females..... White.....	2	—	—	—	—	—	—	—	—	—	—
	Colored.....	—	—	—	—	—	—	—	—	—	—	—
40	Gonococcus infection:											
	Males..... White.....	91	15	—	—	—	—	15	—	—	1	7
	Colored.....	75	3	—	—	1	—	4	1	—	4	8
	Females..... White.....	536	16	—	1	—	—	17	2	5	66	90
	Colored.....	291	7	1	—	—	—	8	—	1	43	67
41	Purulent infection, septicemia:											
	Males..... White.....	569	68	16	7	3	9	103	29	30	31	25
	Colored.....	81	8	1	1	—	2	12	3	4	2	8
	Females..... White.....	481	63	17	14	9	9	112	24	25	33	35
	Colored.....	72	3	—	1	1	1	6	1	6	5	9
42	Other infectious diseases:											
	Males..... White.....	14	1	1	1	1	—	4	1	—	—	1
	Colored.....	1	—	—	—	—	—	—	—	—	—	—
	Females..... White.....	10	1	—	—	—	—	1	2	—	—	1
	Colored.....	4	1	—	—	—	—	1	—	—	1	—

CAUSES OF DEATH, BY AGE, SEX, AND COLOR

123

COLOR, IN THE REGISTRATION STATES (INCLUDING DISTRICT OF COLUMBIA): 1928—Continued

25 to 29 years	30 to 34 years	35 to 39 years	40 to 44 years	45 to 49 years	50 to 54 years	55 to 59 years	60 to 64 years	65 to 69 years	70 to 74 years	75 to 79 years	80 to 84 years	85 to 89 years	90 to 94 years	95 to 99 years	100 and over	Age un- known	List No.
35 2 44 4	39 2 34 2	42 2 47 1	51 2 33 4	65 2 44 3	67 1 60 1	54 1 50 1	35 2 32 3	31 1 26 2	13 2 2	9 9 2	2 7 2	1 5 1	2 2			1	23
78 14 31 5	58 8 24 1	60 8 21 6	54 12 26 4	51 4 17 2	32 1 24	26 5 10 1	12 1 8 2	4 1 1	4 2	1 1	1 1	1					24
2 1 1	3 1 1	5 5	4 4	4 1 1	8 1 1	6 1	3 2 1	8 2	5 1	1	2 1	1	1				25
	3	2 1 1		1	3												27
	2 1 2		6 2 1	5	1	2	2		1								28
21 13 10 3	25 12 10 6	30 12 12 6	31 7 13 5	29 7 11 3	22 9 11 2	28 6 5 3	24 5 8	17 6 6 4	13 4 1 2	7 1 3	3 1		1			1 1	29
3 2 3 1	10 4	8 3	7 1 4	12 2	7 1 4	13 5	6 6	3 2	3 1	2 1 4	1						30
3,362 1,651 4,024 1,819	3,588 1,228 3,226 1,179	3,933 1,110 2,723 1,015	3,826 939 2,062 645	3,486 784 1,619 513	3,018 628 1,410 350	2,560 373 1,248 200	2,057 276 1,169 135	1,652 166 1,182 99	1,117 117 842 74	632 73 570 53	235 35 243 22	54 14 104 11	8 2 16 4	1 2	2	46 43 29 45	
3,087 1,517 3,775 1,714	3,343 1,134 3,003 1,093	3,689 1,020 2,538 944	3,587 869 1,890 594	3,255 731 1,458 464	2,839 580 1,243 313	2,378 348 1,111 184	1,919 257 1,032 129	1,501 156 1,066 92	999 106 744 69	566 66 497 49	202 32 217 21	50 13 91 11	7 2 14 4	1 2	2	44 38 28 40	31
61 19 44 13	57 10 31 11	53 17 32 5	37 10 17 5	29 2 15 4	25 6 14 1	16 11	6 6	6 1	6 1	1 1	3 1					1	32
70 37 96 50	52 34 78 35	60 26 70 32	69 25 60 24	68 29 72 22	64 20 78 12	52 9 65 9	48 8 58 3	58 4 49 5	51 5 47 3	29 3 26 3	13 2	2 4				1 1 3	33
40 21 21 8	36 11 22 6	37 12 17 5	25 5 28 2	39 6 18 9	30 2 18 7	20 6 16 4	20 19	19 16	8 1 14	7 1 15	3 3		1			1	34
8 8 4 1	14 2 3 2	6 2 6 1	10 1 6 4	13 1 5 2	8 1 8 2	11 4	8 8	11 9	6 1 8	2 2 6	2 3					1	35
43 11 29 8	43 13 50 8	47 8 30 11	57 10 34 7	53 3 36 2	21 6 32 8	47 5 33 2	37 4 28	35 3 23	31 1 23 1	21 1 20 1	11 2 6	2 1 4				1	36
43 33 46 23	36 18 34 21	36 22 22 13	31 16 19 7	21 9 12 10	25 10 10 6	28 5 12 1	15 3 6	10 3 1	10 3 1	5 4	1 1					3	37a
10 5 9 2	7 6 5 3	5 3 8 4	10 3 8 2	8 3 3	6 3 7 1	8 4	2 7	7 6 1	6 4 1	1 1	1 1						37b
111 185 88 158	174 222 123 148	254 290 129 157	393 268 144 157	464 244 134 114	428 268 121 76	384 169 122 43	320 134 91 41	256 89 55 24	127 59 31 18	50 30 16 12	17 15 6 9	6 6 2	1 4 1	1 1		7 20 1 7	38
1 1		1		1	1	2 1											39
8 5 112 68	6 5 79 30	6 14 79 28	10 6 45 28	7 2 25 12	7 11 10 5	11 4 5	5 5	3 1 1	3 2	2			1			2	40
20 5 26 4	25 6 19 6	29 6 30 3	20 4 29 6	31 7 23 6	30 5 19 6	37 3 20 1	50 7 22 3	39 1 17 2	24 1 15 2	24 4 12 2	11 5 2	6 8 2	2 5			3 1 2	41
1 3 1	1		1		1	1	1	2	1								42

MORTALITY STATISTICS

TABLE 7.—DEATHS (EXCLUSIVE OF STILLBIRTHS) FROM EACH CAUSE, BY AGE, SEX, AND

List No.	CAUSE OF DEATH, SEX, AND COLOR		All deaths	Under 1 year	1 year	2 years	3 years	4 years	Under 5 years	5 to 9 years	10 to 14 years	15 to 19 years	20 to 24 years
	II. --General diseases not included in Class I:												
	Males.....	White.....	68,164	1,531	275	208	168	134	2,316	605	620	711	719
		Colored.....	5,029	204	55	31	16	13	319	66	68	121	134
	Females.....	White.....	81,723	1,117	231	175	138	132	1,793	511	586	670	853
		Colored.....	9,122	156	54	17	20	11	258	69	95	242	470
	Cancer and other malignant tumors:												
	Males.....	White.....	46,208	32	37	52	40	38	199	137	103	211	229
		Colored.....	2,202	1		3	5	2	11	10	13	23	22
	Females.....	White.....	56,155	42	30	41	38	29	180	98	95	147	231
		Colored.....	4,215	2	5	3	4	1	15	8	8	17	50
43	Of the buccal cavity—												
	Males.....	White.....	2,778			3			3	12	6	2	9
		Colored.....	99										2
	Females.....	White.....	588				1	1	2	3	4	2	1
		Colored.....	60				1		1			1	
44	Of the stomach, liver—												
	Males.....	White.....	19,756	4	4	3	4	4	19	13	4	16	23
		Colored.....	1,049						1		2	3	6
	Females.....	White.....	16,182	10	3	3	1	2	19	6	9	17	24
		Colored.....	876							1	1	1	7
45	Of the peritoneum, intestines, rectum—												
	Males.....	White.....	7,047	5	1	1	5	2	14	19	13	22	36
		Colored.....	265	1				1	2	3	1	2	2
	Females.....	White.....	8,327	3	4	3	4	5	19	5	4	9	31
		Colored.....	355							3		1	7
46	Of the female genital organs—												
	Females.....	White.....	13,778	1	1	2	1	2	7	4	8	32	77
		Colored.....	1,866							2		3	24
47	Of the breast—												
	Males.....	White.....	137					1	1	1	1	2	1
		Colored.....	7										
	Females.....	White.....	9,208	1					1			2	13
		Colored.....	624								1	2	4
48	Of the skin—												
	Males.....	White.....	1,795	3	2	2	3	2	12	5	2	4	3
		Colored.....	47										
	Females.....	White.....	1,102	1	2	1	1	1	6	1	3	4	5
		Colored.....	44								1	1	2
49	Of other or unspecified organs—												
	Males.....	White.....	14,695	20	30	43	28	29	150	87	77	165	157
		Colored.....	735			3	5		8	7	10	18	12
	Females.....	White.....	6,970	26	20	32	30	18	126	79	67	81	80
		Colored.....	390	2	5	3	3	1	14	2	5	8	6
50	Tumors, benign and unqualified (tumors of the female genital organs excepted):												
	Males.....	White.....	328	8	10	4	3	2	27	5	5	5	10
		Colored.....	40	1	1			1	3	2	1	1	
	Females.....	White.....	371	13	7	4	5	2	31	6	3	6	13
		Colored.....	68					1	1	1	2	2	4
51	Acute rheumatic fever:												
	Males.....	White.....	1,154	7	5	12	24	13	61	148	164	98	64
		Colored.....	218	3	1		1	1	7	9	16	19	16
	Females.....	White.....	1,184	6	6	8	20	29	69	134	177	97	63
		Colored.....	268	2		3	3		8	17	23	21	22
52	Chronic rheumatism, osteoarthritis, gout:												
	Males.....	White.....	504							3	6	3	12
		Colored.....	60										7
	Females.....	White.....	842					2	2	4	3	12	6
		Colored.....	56									1	3
53	Scurvy:												
	Males.....	White.....	30	18	5				23			2	
		Colored.....	10	1	4	1			6	2			
	Females.....	White.....	11	3	3			1	7	1		1	1
		Colored.....	3	1		1			2				
54	Pellagra:												
	Males.....	White.....	1,112	3	5	5	4	2	19	8	6	20	18
		Colored.....	942	8	4	3	2	7	24	20	12	32	26
	Females.....	White.....	1,877	6	4	3		1	14	6	8	35	81
		Colored.....	2,892	3	9	1	4	4	21	26	34	158	327
55	Beriberi:												
	Males.....	White.....	1	1					1				
		Colored.....	2	1					1				
	Females.....	White.....	1							1			
56	Rickets:												
	Males.....	White.....	177	120	38	9	1	1	169	7	1		
		Colored.....	88	43	27	12	1	1	84	3	1		
	Females.....	White.....	112	81	16	9	2	3	111	1			
		Colored.....	51	26	21	1	1	2	51				
57	Diabetes mellitus:												
	Males.....	White.....	8,171	8	10	14	13	20	65	94	159	163	149
		Colored.....	579		1	1	2		4	2	15	18	21
	Females.....	White.....	11,949	5	16	16	17	19	73	123	169	167	159
		Colored.....	848		1				1	9	13	9	14
58a	Pernicious anemia:												
	Males.....	White.....	1,592	8	7	7	7	7	36	19	13	21	18
		Colored.....	58		1				1	2		2	2
	Females.....	White.....	1,843	3	8	3	2	3	19	13	17	29	26
		Colored.....	83							1	4	12	11
58b	Other anemias and chlorosis:												
	Males.....	White.....	295	42	15	5	5		67	12	8	10	8
		Colored.....	38	14	1	1			16	3		2	
	Females.....	White.....	316	36	15	4	1	4	60	9	10	11	14
		Colored.....	36	8	4	1			13	2	1	1	
59	Diseases of the pituitary gland:												
	Males.....	White.....	47							1	2	3	1
		Colored.....	6				1		1		1	2	
	Females.....	White.....	63	1				1	2	7	3	4	3
		Colored.....	4							1	1		1
60a	Exophthalmic goiter:												
	Males.....	White.....	582	1				1	2	1		10	19
		Colored.....	27										
	Females.....	White.....	3,265			1		1	2	3	16	82	127
		Colored.....	197								2	6	13

CAUSES OF DEATH, BY AGE, SEX, AND COLOR

125

COLOR, IN THE REGISTRATION STATES (INCLUDING DISTRICT OF COLUMBIA): 1928—Continued

25 to 29 years	30 to 34 years	35 to 39 years	40 to 44 years	45 to 49 years	50 to 54 years	55 to 59 years	60 to 64 years	65 to 69 years	70 to 74 years	75 to 79 years	80 to 84 years	85 to 89 years	90 to 94 years	95 to 99 years	100 and over	Age un- known	List No.
891 165 1,109 558	1,280 220 1,868 705	2,041 303 3,101 900	2,973 382 4,723 983	4,191 502 6,410 1,062	5,815 604 8,090 996	7,344 509 9,486 724	8,867 511 10,290 692	9,891 386 10,967 435	8,817 321 9,135 345	6,374 192 6,529 238	3,508 108 3,531 150	1,199 45 1,534 87	202 14 398 37	38 8 64 18	10 7 10 13	52 44 65 45	
342 31 441 120	509 64 1,041 255	965 107 2,044 404	1,610 172 3,443 523	2,633 254 4,782 592	4,025 330 6,009 577	5,266 282 6,876 447	6,630 278 7,232 421	7,521 217 7,662 258	6,881 185 6,549 201	5,125 106 4,865 129	2,625 55 2,778 89	976 16 1,229 45	156 3 329 50	32 3 54 9	10 3 8 7	23 17 42 20	
10 4 7	13 1 2 3	34 4 14 2	90 3 21 4	162 9 27 10	265 16 36 14	330 17 59 3	395 8 69 6	473 12 74 2	387 10 77 4	287 2 75 4	191 2 58 3	82 2 36 1	18 1 20 1	5 1 1 1	1 1 1 1	3 2 1 1	43
68 6 42 13	135 29 136 30	336 46 271 48	598 85 525 69	1,149 145 897 103	1,829 173 1,295 127	2,448 135 1,793 115	3,026 146 2,286 125	3,476 105 2,805 78	3,085 80 2,591 56	2,175 53 1,917 42	965 21 1,044 31	327 5 399 17	43 1 79 4	6 1 9 1	1 1 3 3	14 6 15 7	44
75 9 53 15	118 12 130 31	209 15 245 37	283 22 393 37	445 24 544 41	600 34 757 49	837 38 960 46	1,027 30 1,139 30	1,132 23 1,225 16	1,003 29 1,127 15	695 7 914 16	367 5 513 4	126 3 213 1	18 1 45 3	6 1 8 1	2 1 1 1	8 2 1 1	45
163 68	399 136	851 224	1,359 286	1,723 287	1,895 248	1,827 176	1,645 171	1,511 91	1,094 66	689 33	342 22	117 7	23 4	2 3	2 3	8 12	46
2	3	6	7	12	20	25	15	12	13	11	4	1	1	1	1	1	47
48 14	201 30	434 64	751 81	1,019 92	1,282 86	1,321 61	1,150 54	1,005 33	786 20	557 18	363 10	197 5	53 1	15 1	2	10	48
2 1 6 1	9 3 13 3	30 2 14 2	42 2 17 3	55 9 21 4	83 8 46 5	131 5 57 3	160 5 77 6	216 5 118 3	298 2 151 4	322 3 181 2	242 2 166 1	135 2 132 1	30 1 69 2	9 1 13 1	5 1 1 1	1 1 1 1	49
187 11 122 9	232 19 160 22	353 40 215 27	591 60 377 43	815 65 551 55	1,236 98 698 48	1,500 84 869 43	1,997 89 886 29	2,209 72 924 22	2,096 64 723 23	1,633 41 532 12	849 20 292 10	302 6 135 8	46 2 40 1	6 1 7 3	3 2 1 1	4 6 5 5	50
12 1 6 3	16 4 14 6	18 3 13 11	17 7 25 10	19 1 33 4	31 3 28 8	36 5 25 3	31 2 38 3	37 2 38 1	23 2 35 5	18 1 29 2	9 1 16 1	8 1 7 1	1 1 4 1	1 1 1 1	1 1 1 1	1 1 1 1	51
43 10 68 19	30 5 57 18	45 11 53 15	59 12 51 19	47 10 46 18	45 17 44 21	49 23 51 14	64 16 45 16	68 12 51 10	56 9 62 9	54 9 28 4	26 5 28 4	12 3 20 1	1 1 5 1	1 1 1 1	1 1 1 1	1 1 1 1	52
10 3 6 2	15 2 14 4	14 2 21 4	22 3 16 1	15 6 33 4	21 7 49 5	46 6 61 2	37 5 87 5	75 7 110 6	81 3 134 4	73 4 117 4	51 2 105 3	15 3 54 4	5 3 7 4	1 1 1 1	1 1 1 1	1 1 1 1	53
1	1	2	2	1	1	1	1	1	1	1	1	1	1	1	1	1	54
29 46 123 338	35 38 143 331	57 47 204 333	72 62 227 285	100 97 189 273	106 113 173 198	121 97 128 122	117 97 147 142	134 74 160 88	133 63 113 75	85 41 74 58	33 20 25 31	9 9 11 22	5 5 6 5	2 2 4 2	2 2 2 2	8 15 10 19	55
128 18 147 31	164 23 159 30	196 30 254 58	258 35 342 75	393 53 556 112	614 77 937 138	905 55 1,514 106	1,143 75 1,899 89	1,350 51 2,093 59	1,131 36 1,672 37	726 28 1,066 30	350 18 432 16	148 12 145 10	28 3 31 5	3 1 4 1	2 2 2 2	4 2 5 3	56
23 1 39 9	36 3 48 3	32 6 55 7	62 6 98 11	78 7 131 8	114 3 164 6	199 6 201 3	242 11 245 3	262 2 285 3	231 2 230 1	138 2 145 2	52 2 66 1	11 2 26 1	3 1 5 1	1 1 1 1	1 1 1 1	1 1 1 1	57
12 10 1	7 7 4	9 16 2	9 16 4	11 15 1	14 13 2	26 20 1	27 18 1	22 29 3	21 18 3	16 21 15	7 2 10	5 1 10	4 1 1	1 2 1	1 1 1	1 1 1	58a
3 3 1	3 1 6	8 1 7	1 2 2	4 9 2	10 2 2	4 3 5	3 5 5	2 5 2	2 2 2	2 2 2	2 2 2	2 2 2	2 2 2	2 2 2	2 2 2	2 2 2	58b
33 1 138 9	43 4 190 30	49 7 249 25	70 3 296 28	68 2 370 32	66 5 380 19	71 3 392 16	53 2 372 7	44 2 342 2	31 1 191 6	18 1 79 1	3 1 27 1	1 1 9 1	1 1 1 1	1 1 1 1	1 1 1 1	1 1 1 1	60a

MORTALITY STATISTICS

TABLE 7.—DEATHS (EXCLUSIVE OF STILLBIRTHS) FROM EACH CAUSE, BY AGE, SEX, AND

List No.	CAUSE OF DEATH, SEX, AND COLOR	All deaths	Under 1 year	1 year	2 years	3 years	4 years	Under 5 years	5 to 9 years	10 to 14 years	15 to 19 years	20 to 24 years
II.—General diseases not included in Class I—Continued.												
60b	Other diseases of the thyroid gland:											
	Males..... White.....	136	19	13	5	1	1	39	5		8	4
	Colored.....	12	1		1			2	1	1	1	
	Females..... White.....	461	21	11	11	3	2	48	9	8	10	13
	Colored.....	43	1	1	1	1		4		1	1	2
61	Diseases of the parathyroid glands:											
	Males..... White.....	58	43	6	4	1	2	56			1	
	Colored.....	7	5	1	1			7				
	Females..... White.....	32	20	5	2			27	1	2		
	Colored.....	8	4	4				8				
62	Diseases of the thymus gland:											
	Males..... White.....	779	641	46	15	12	8	722	17	10	12	6
	Colored.....	50	36	6	2			44	3			1
	Females..... White.....	546	446	37	16	12	6	517	13	2	3	6
	Colored.....	55	44	2	3	4		53	1			1
63	Diseases of the adrenals (Addison's disease):											
	Males..... White.....	177		1				1	1	1	7	5
	Colored.....	2										
	Females..... White.....	196							1	2	1	6
	Colored.....	3										
64	Diseases of the spleen:											
	Males..... White.....	77	5	2	3	1	3	14	2	1		
	Colored.....	9						1	1			1
	Females..... White.....	73	1	2		2		5	4	6	4	7
	Colored.....	4			1			1	1	1		1
65a	Leukemia:											
	Males..... White.....	1,180	27	23	30	36	21	137	86	61	59	49
	Colored.....	50	3	1	2		1	7	5	4	1	7
	Females..... White.....	917	23	22	26	22	13	106	42	42	28	42
	Colored.....	38	1			2		3	1		5	3
65b	Hodgkin's disease:											
	Males..... White.....	648	10	4	4	4	5	27	27	26	33	38
	Colored.....	28			1			1			4	3
	Females..... White.....	321	4	6	3	1	5	19	6	7	12	27
	Colored.....	15	1					1		3	1	1
66	Alcoholism (acute or chronic):											
	Males..... White.....	3,715								3	27	61
	Colored.....	441							1		14	22
	Females..... White.....	330									2	7
	Colored.....	111									2	14
67a	Chronic lead poisoning:											
	Males..... White.....	112		3	1			4			2	4
	Colored.....	7										
	Females..... White.....	6			1			1	1			
67b	Other chronic mineral poisoning:											
	Males..... White.....	25										1
	Colored.....	5										1
	Females..... White.....	3										
	Colored.....	1									1	
68	Chronic poisoning by organic substances:											
	Males..... White.....	100										7
	Colored.....	10										1
	Females..... White.....	40										1
	Colored.....	4										
69	Other general diseases:											
	Males..... White.....	956	538	45	38	16	10	647	32	31	16	17
	Colored.....	138	87	7	2	4		100	2	4	2	4
	Females..... White.....	809	406	43	27	13	11	500	28	16	19	19
	Colored.....	119	63	7	2	1	3	76	2	2	5	3
III.—Diseases of the nervous system and of the organs of special sense:												
	Males..... White.....	63,702	1,624	460	256	192	180	2,712	761	539	696	639
	Colored.....	8,042	204	69	38	23	24	438	81	77	137	137
	Females..... White.....	56,343	1,092	367	218	133	170	1,980	594	449	488	522
	Colored.....	7,727	204	48	48	24	14	338	79	67	91	152
70	Encephalitis:											
	Males..... White.....	693	68	34	19	11	8	140	48	25	37	49
	Colored.....	69	5	2	1	1	5	14	4	3	9	7
	Females..... White.....	607	41	21	18	9	16	105	39	20	39	37
	Colored.....	76	8	6	4	1		19	6	4	4	6
71a	Simple meningitis:											
	Males..... White.....	1,368	297	124	71	42	47	581	138	73	79	64
	Colored.....	189	39	10	13	3	5	70	10	15	17	13
	Females..... White.....	877	213	75	43	24	37	392	90	56	51	33
	Colored.....	150	34	9	6	5	4	58	24	8	6	9
71b	Nonepidemic cerebrospinal meningitis:											
	Males..... White.....	330	77	30	15	15	14	151	44	26	27	17
	Colored.....	41	5	3	5	3		16	8	1	5	2
	Females..... White.....	237	50	30	21	13	10	124	37	18	21	5
	Colored.....	41	7	5	7	4	1	24	6	2	2	2
72	Tabes dorsalis (locomotor ataxia):											
	Males..... White.....	1,076							2	1	2	2
	Colored.....	91										1
	Females..... White.....	290										2
	Colored.....	32										6
73	Other diseases of the spinal cord:											
	Males..... White.....	1,728	18	10	6	8	4	46	24	18	63	24
	Colored.....	181	3		1		1	5	3	2	6	5
	Females..... White.....	1,486	14	12	7	4	7	44	21	28	24	32
	Colored.....	160	3	1	1			5		4	3	7
74a	Cerebral hemorrhage:											
	Males..... White.....	42,857	87	19	11	11	7	135	28	30	49	58
	Colored.....	4,868	6	3	1	4	2	16	5	3	20	31
	Females..... White.....	40,771	44	15	11	10	4	84	17	27	46	71
	Colored.....	5,264	4	2	3	2	1	12	4	7	17	39
74b	Cerebral embolism and thrombosis:											
	Males..... White.....	1,970	10	3	3	3	3	22	16	17	20	21
	Colored.....	87	1					1		1	2	2
	Females..... White.....	2,105	9	7	4	4	3	27	14	17	27	39
	Colored.....	135	2					2		1	5	4

CAUSES OF DEATH, BY AGE, SEX, AND COLOR

127

COLOR, IN THE REGISTRATION STATES (INCLUDING DISTRICT OF COLUMBIA): 1928—Continued

25 to 29 years	30 to 34 years	35 to 39 years	40 to 44 years	45 to 49 years	50 to 54 years	55 to 59 years	60 to 64 years	65 to 69 years	70 to 74 years	75 to 79 years	80 to 84 years	85 to 89 years	90 to 94 years	95 to 99 years	100 and over	Age un- known	List No.
5	5	6	8	6	8	7	8	10	13	2	2						60b
6	12	16	30	34	55	47	50	56	33	15	13	4	2	1			
3		7	4	2	4	2	1	4	1	1	4	1					61
					1			1									
4	3	1	2	1							1						62
1	1			1	1												
3																	63
7	13	21	18	15	16	12	21	20	11	3	4	1					
10	25	19	21	25	29	15	17	12	10	2			1				64
3	2	5	5	11	8	3	9	5	4	2	3						
7	1	5	5	3	1	1	2	1	5	2				1			65a
				6	1	3	1										
42	57	57	71	79	99	98	112	83	48	28	10	3	1				65b
2	2	8	5	3	2	2		2	2	21	4	7	1			2	
45	55	42	58	71	89	86	59	65	52								66
2	2	6	4	5	3	2	2										
46	52	51	59	51	56	63	37	36	30	12	2	2					67a
1	4	3	1	2	3	1	2	1	1	1	2						
20	24	28	19	25	33	23	29	19	13	11	4	2					67b
	1	1	3	1	1	1	1										
123	256	474	596	607	597	407	290	175	86	47	10	2					68
41	59	72	64	57	39	25	18	12	10	1	2						
19	44	61	54	60	41	22	11	8		1							69
17	16	25	9	10	8	4	3	1		1							
2	2	4	8	15	17	13	21	12	6	1	1						70
2		2	2	1	1												
2	1	4	4	3	2	3	2	1	1	2							71a
1		1		1	1												
7	17	10	13	15	10	2	3	5	6	3	1						71b
2	4	1	1	1	5	3	3	3	1	3		2					
5	4	2	6	2													72
1	2	1	1	1													
15	14	13	9	20	15	13	17	29	21	19	18	7	3				73
3	5	1	6	1	1	1	1	2	2	2	1	1	1				
13	23	10	13	22	26	16	11	27	17	16	18	8	6	1			74a
1	3	1	6		4	3	1	3	2	2	2	2	1	1	1		
678	1,003	1,590	2,174	2,832	3,802	5,249	6,633	8,555	8,977	8,243	5,360	2,462	604	112	15	66	74b
209	285	419	598	798	1,045	851	776	623	550	414	307	153	45	28	24	47	
606	766	1,075	1,559	2,263	3,279	4,109	5,417	7,107	8,088	7,788	5,863	3,139	993	182	35	41	75
173	259	380	590	778	969	767	787	640	568	378	313	168	90	51	31	58	
39	47	51	52	32	50	34	26	25	12	19	5			1		1	76
6	3	5	6	4	4	1	1	1	1	5				1			
52	40	35	27	43	37	30	29	32	25	5	8	3	1				77
2	5	9	7	1	3	4	3	2									
34	50	62	51	48	57	50	20	24	16	12	6	3					78
11	12	9	8	12	5	3	1	1	1								
29	35	31	38	20	23	20	16	13	8	13	4	4					79
10	5	8	10	4	6	1	1										
9	9	8	11	6	4	6	5	5		1							80
3		1	2	1	1	1	1	1									
6	8	3	1	5	2	2	1	1	2	1							81
	1		1	2			1										
4	10	33	59	101	138	158	191	179	103	64	22	7					82
2	1	4	6	14	10	14	11	14	9	4	1						
3	1	9	15	22	41	28	44	52	31	34	7						83
2	1	4	1	6	3	2	5	1		2							
25	40	64	85	88	121	154	223	236	227	153	90	37	7	2			84
10	6	13	12	12	22	21	23	13	11	6	7	2					
27	28	62	86	76	129	146	185	192	149	125	82	37	11	1			85
2	5	4	9	28	17	15	13	13	9	14	4	4	2	1			
125	195	436	775	1,396	2,359	3,681	5,021	6,883	7,408	6,932	4,562	2,114	514	97	12	47	86
69	120	195	359	517	739	618	559	467	382	314	227	120	35	17	16	39	
100	166	392	743	1,414	2,349	3,085	4,324	5,794	6,811	6,621	4,983	2,674	847	162	27	34	87
76	130	241	413	580	761	596	619	499	436	290	250	128	63	35	21	47	
25	34	42	61	84	119	164	253	291	291	239	170	80	16	3	2		88
2	3	7	11	11	8	6	13	8	5	4	1	1		1			
34	41	51	65	77	99	164	194	283	310	262	242	115	38	5	1		89
11	9	7	16	15	12	13	13	11	8	1	2	2	1	1	1		

List No.	CAUSE OF DEATH, SEX, AND COLOR		All deaths	Under 1 year	1 year	2 years	3 years	4 years	Under 5 years	5 to 9 years	10 to 14 years	15 to 19 years	20 to 24 years
	III.—Diseases of the nervous system and of the organs of special sense—Continued.												
75	Paralysis without specified cause:												
	Males.....	White.....	2,066	9	6	2	1	1	19	8	3	2	10
		Colored.....	777	2	1	---	1	1	5	3	3	4	5
	Females.....	White.....	2,097	14	6	3	1	3	27	6	4	6	5
		Colored.....	809	1	---	2	1	1	5	4	2	7	8
76	General paralysis of the insane:												
	Males.....	White.....	3,355								2	7	19
		Colored.....	698									3	6
	Females.....	White.....	1,006									6	13
		Colored.....	237							1	1	3	6
77	Other forms of mental alienation:												
	Males.....	White.....	611								2	13	48
		Colored.....	101								1	7	10
	Females.....	White.....	866								1	21	46
		Colored.....	135									6	18
78	Epilepsy:												
	Males.....	White.....	1,593	35	9	11	20	14	89	77	85	162	165
		Colored.....	365	17	3	---	3	3	27	14	28	48	42
	Females.....	White.....	1,132	16	8	9	3	8	44	36	57	92	107
		Colored.....	192	9	---	4	---	---	13	8	18	21	21
79	Convulsions (nonpuerperal; 5 years and over):												
	Males.....	White.....	42							13	6	1	1
		Colored.....	21							8	3	---	---
	Females.....	White.....	42							9	2	6	3
		Colored.....	21							8	6	2	2
80	Infantile convulsions (under 5 years):												
	Males.....	White.....	584	492	45	28	14	5	584				
		Colored.....	209	168	21	10	5	5	209				
	Females.....	White.....	456	349	55	27	14	11	456				
		Colored.....	134	96	13	13	8	4	134				
81	Chorea:												
	Males.....	White.....	18					1	1	3	1	3	
		Colored.....	1						1	1			
	Females.....	White.....	39					1	1	5	10	9	2
		Colored.....	8	1					1	2	2		
82	Neuralgia and neuritis:												
	Males.....	White.....	115	1	1				2		2		2
		Colored.....	21							1			1
	Females.....	White.....	151			1			1		1	3	2
		Colored.....	20							1	1	1	2
83	Softening of the brain:												
	Males.....	White.....	360										2
		Colored.....	22										
	Females.....	White.....	335							1			1
		Colored.....	22								1		
84	Other diseases of the nervous system:												
	Males.....	White.....	2,655	72	40	21	21	21	175	79	63	75	69
		Colored.....	180	8	1	3	---	1	13	7	10	2	8
	Females.....	White.....	2,206	56	32	29	15	28	160	67	61	52	55
		Colored.....	159	4	4	1	---	1	10	6	8	4	13
85	Diseases of the eye and annexa:												
	Males.....	White.....	48	4	---	1	1	1	7	2	4	---	1
		Colored.....	9	4	---	---	---	---	4	---	2	---	---
	Females.....	White.....	52	6	3		2		11	4		3	1
		Colored.....	3			1			1				
86a	Diseases of the ear:												
	Males.....	White.....	1,305	319	98	38	26	31	512	149	89	86	56
		Colored.....	85	25	8	2	2	1	38	11	3	8	2
	Females.....	White.....	861	199	50	27	17	18	311	127	79	41	22
		Colored.....	83	28	6	5	2	2	43	3		5	3
86b	Diseases of the mastoid process:												
	Males.....	White.....	928	135	41	30	19	23	248	130	92	70	31
		Colored.....	47	11	7	1	1	---	20	6	2	3	2
	Females.....	White.....	727	81	53	18	17	24	193	121	68	41	46
		Colored.....	46	7	2	1	1	---	11	6	2	5	7
	IV.—Diseases of the circulatory system:												
	Males.....	White.....	132,367	447	109	82	91	99	828	567	762	957	954
		Colored.....	14,032	45	15	16	18	9	103	78	101	127	219
	Females.....	White.....	108,402	349	73	68	95	88	673	614	880	927	1,027
		Colored.....	12,438	28	10	12	1	15	66	69	100	184	289
87	Pericarditis:												
	Males.....	White.....	507	12	1	1	3	2	19	19	11	16	16
		Colored.....	104	1	---	---	---	1	2	2	1	6	3
	Females.....	White.....	339	7	4	3	1	3	18	9	14	7	15
		Colored.....	67		1	---	---	2	3	1			2
88	Endocarditis and myocarditis (acute):												
	Males.....	White.....	4,201	161	39	34	32	33	299	153	155	155	164
		Colored.....	661	14	2	5	2	1	24	13	12	27	39
	Females.....	White.....	3,667	155	26	28	32	25	266	183	180	205	240
		Colored.....	737	13	2	3	---	2	20	16	19	33	50
89	Angina pectoris:												
	Males.....	White.....	11,799				1		1	2	4	9	20
		Colored.....	463				---	---			2	3	6
	Females.....	White.....	5,233				---	---		1	4	7	11
		Colored.....	381				---	---				9	13
90	Other diseases of the heart:												
	Males.....	White.....	98,963	199	57	41	48	58	403	376	573	755	708
		Colored.....	11,464	22	10	10	14	6	62	57	83	89	156
	Females.....	White.....	87,165	139	35	31	58	59	322	410	669	695	728
		Colored.....	10,315	9	7	7	1	11	35	51	78	136	212
	Aneurysm:												
	Males.....	White.....	1,215	2				1	3			5	12
		Colored.....	322								1		4
	Females.....	White.....	398							1		1	3
		Colored.....	139								4	4	3
91b,c	Other diseases of the arteries:												
	Males.....	White.....	12,083			1			1		1	1	2
		Colored.....	755			---	---	---					3
	Females.....	White.....	9,430			---	---	---				1	3
		Colored.....	611			---	---	---				1	3

CAUSES OF DEATH, BY AGE, SEX, AND COLOR

129

COLOR, IN THE REGISTRATION STATES (INCLUDING DISTRICT OF COLUMBIA): 1928—Continued

25 to 29 years	30 to 34 years	35 to 39 years	40 to 44 years	45 to 49 years	50 to 54 years	55 to 59 years	60 to 64 years	65 to 69 years	70 to 74 years	75 to 79 years	80 to 84 years	85 to 89 years	90 to 94 years	95 to 99 years	100 and over	Age un- known	List No.
10 10 14 8	11 11 12 21	15 20 18 27	26 44 33 46	50 60 49 56	79 105 79 98	120 82 126 87	198 94 194 96	287 67 258 81	403 97 334 90	390 64 386 56	271 53 304 48	111 25 182 31	41 8 48 15	5 7 7 11	1 7 4 6	6 3 1 6	75
60 28 29 10	224 65 68 22	450 106 118 19	580 103 156 51	558 126 148 37	428 105 119 29	419 70 126 18	247 39 71 13	183 28 60 9	83 11 40 6	45 5 29 4	30 1 20 1	13 1 7 1	1 1 1 1	1 1 1 1	1 1 1 1	5 2 5 1	76
39 12 60 17	37 11 59 21	56 10 77 20	62 7 100 13	60 6 104 13	57 6 82 5	44 11 77 7	55 9 60 6	49 5 61 4	35 2 51 2	32 2 27 2	12 1 15 1	8 2 18 1	1 1 4 1	1 2 2 2	1 1 1 1	1 1 1 2	77
153 43 111 20	129 27 120 16	120 25 109 18	107 23 86 10	121 9 92 10	84 20 69 12	72 14 61 7	55 11 31 3	56 11 38 1	45 12 33 4	40 4 23 4	16 6 14 2	10 1 6 1	5 1 2 2	1 1 1 1	1 1 1 1	2 1 1 1	78
5 1	3 1 2	2 2 3	4 3 1	4 3 1	2 1 1	1 1 1	1 1 1	1 1 1	2 1 1	2 2 2	1 1 1	1 1 1	1 1 1	1 1 1	1 1 1	1 1 1	79
																	80
	1		2	1	1	1	2		2								81
3	1	1	1	1	1	1	1	1	4	1	1						82
3 1 4 1	3 2 5 1	1 1 5 4	8 11 5 3	6 3 5 3	9 2 4 4	17 1 8 1	10 2 12 1	12 1 15 1	15 2 23 1	9 1 14 1	14 1 23 1	2 1 10 1	1 1 4 1	1 1 1 1	1 1 1 1	2 1 1 1	83
1 1		2 3	6 3 2 1	7 2 4 1	22 1 11 4	25 1 23 1	36 1 41 3	82 3 57 4	84 4 71 3	55 1 61 2	34 1 38 1	4 1 17 1	1 1 1 1	1 1 1 1	1 1 1 1	2 1 1 1	84
81 7 73 6	121 18 117 13	155 16 103 10	184 8 140 8	186 12 149 15	217 10 180 13	236 4 170 10	242 9 192 11	223 6 216 12	216 13 186 6	195 8 147 3	90 8 82 4	33 1 34 2	11 1 18 2	2 3 3 2	2 1 1 1	2 1 1 1	85
1 2 1	1 3 2	2 2 2	1 1 1	4 1 1	1 1 1	1 1 1	1 1 1	5 5 3	3 3 6	7 6 3	6 3 3	2 3 3	1 1 1	1 1 1	1 1 1	1 1 1	86a
38 2 21 4	50 4 22 5	51 2 30 4	54 4 25 2	40 3 30 6	41 5 33 3	33 1 32 1	31 2 24 1	33 2 25 2	15 2 13 2	12 2 14 2	5 2 7 2	7 3 3 1	3 1 1 1	1 1 1 1	1 1 1 1	1 1 1 1	86b
1,098 408 1,249 447	1,517 535 1,511 520	2,592 855 2,119 867	4,093 1,100 2,761 1,092	5,943 1,432 3,855 1,301	8,618 1,824 5,373 1,422	11,362 1,541 7,123 1,151	14,684 1,398 9,875 1,168	18,398 1,179 13,597 974	19,931 1,078 15,934 886	17,963 827 16,196 678	12,894 593 13,112 494	6,624 321 7,922 314	2,021 118 2,831 171	369 65 647 93	60 50 102 88	132 80 74 64	87
9 5 8 6	24 9 16 3	31 4 9 6	27 8 13 6	38 14 17 6	28 10 18 3	32 9 21 7	38 7 26 4	57 8 36 5	60 5 37 3	40 5 34 4	20 3 25 4	16 3 13 3	5 1 1 1	1 2 1 1	1 1 1 1	1 1 1 1	88
240 50 263 78	278 81 231 79	365 104 314 117	529 127 365 146	218 49 140 46	236 42 134 30	241 35 142 25	260 17 179 21	276 18 217 19	238 7 203 14	182 8 181 13	121 5 130 6	66 1 60 2	17 1 24 9	3 1 9 1	1 1 1 1	5 2 1 3	89
34 12 15 17	100 36 35 20	235 42 75 30	482 51 98 47	763 59 130 53	1,172 73 306 53	1,485 39 435 38	1,740 48 705 34	1,980 29 921 21	1,732 27 974 18	1,177 20 788 15	579 5 423 7	208 7 190 3	51 2 48 1	8 1 9 1	1 1 1 1	16 1 8 1	90
754 301 912 321	1,024 369 1,153 395	1,750 633 1,621 684	2,663 812 2,133 838	4,347 1,198 3,299 1,126	6,327 1,560 4,563 1,249	8,471 1,819 5,984 1,008	11,082 1,201 8,101 1,016	14,005 1,020 11,210 836	15,331 891 13,086 771	13,852 700 13,114 575	9,820 496 10,428 403	4,903 259 6,073 251	1,422 94 2,093 135	255 53 439 73	42 40 74 67	100 71 58 55	91a
15 24 3 8	25 24 5 10	49 37 10 10	86 63 23 26	136 56 29 18	171 44 41 16	169 35 37 19	174 11 55 8	144 9 54 2	104 6 54 2	73 4 50 2	39 2 16 1	9 1 9 3	1 1 3 1	1 1 1 1	1 1 1 1	9 2 5 3	91b,c

MORTALITY STATISTICS

TABLE 7.—DEATHS (EXCLUSIVE OF STILLBIRTHS) FROM EACH CAUSE, BY AGE, SEX, AND

List No.	CAUSE OF DEATH, SEX, AND COLOR	All deaths	Under 1 year	1 year	2 years	3 years	4 years	Under 5 years	5 to 9 years	10 to 14 years	15 to 19 years	20 to 24 years
IV.—Diseases of the circulatory system—Contd.												
92	Embolism and thrombosis (not cerebral):											
	Males..... White.....	3,021	25	1	2	2	2	32	4	10	12	22
	Colored.....	106	2		1		1	4	2			3
	Females..... White.....	1,607	23	2	2			27	1	6	6	17
	Colored.....	65	1					1		1		3
93	Diseases of the veins:											
	Males..... White.....	268	1			1		2	2	3		2
	Colored.....	20		1				1		1		
	Females..... White.....	327	2					2	2		1	5
	Colored.....	31										1
94	Diseases of the lymphatic system:											
	Males..... White.....	120	38	7	3	3	3	54	10	1	2	4
	Colored.....	25	3	2		2		7	2	1	1	2
	Females..... White.....	79	17	6	4	4	1	32	4	2	1	2
	Colored.....	8	1					1	1	2		2
95	Hemorrhage without specified cause:											
	Males..... White.....	69	9	4		1		14	1	4	2	2
	Colored.....	28	3					3	2			1
	Females..... White.....	43	6					6	3	1		3
	Colored.....	22	4		2			6				
96	Other diseases of the circulatory system:											
	Males..... White.....	121										2
	Colored.....	84										2
	Females..... White.....	114									1	
	Colored.....	62									1	1
V.—Diseases of the respiratory system:												
	Males..... White.....	59,924	10,762	3,190	1,296	650	442	16,340	1,208	748	1,295	1,337
	Colored.....	11,482	2,581	803	309	144	102	3,939	217	163	402	639
	Females..... White.....	46,765	8,067	2,611	1,004	582	393	12,657	974	728	810	962
	Colored.....	8,528	2,059	715	266	129	70	3,239	217	168	351	460
97a	Diseases of the nasal fossae:											
	Males..... White.....	86	37	2		1		40	1	4	2	1
	Colored.....	94	69	8	1	1	1	80	1			
	Females..... White.....	80	30	1	1			32	1		4	4
	Colored.....	85	57	4	2		3	66	1	1	1	1
97b	Diseases of the nasal fossae annexa:											
	Males..... White.....	404	17	4	3		1	25	14	27	52	35
	Colored.....	41						3	3	5	2	6
	Females..... White.....	268	6	4	2	2	6	20	10	22	23	23
	Colored.....	20	1	1	1	1		3	1	4	3	1
98	Diseases of the larynx:											
	Males..... White.....	254	54	42	22	13	16	147	35	3	5	3
	Colored.....	35	8	4	4	3	4	23	1		2	3
	Females..... White.....	170	21	20	23	14	15	93	19	5	3	5
	Colored.....	26	4	3	1	3		11	1		2	1
99a	Acute bronchitis:											
	Males..... White.....	917	341	47	30	12	9	439	11	5	4	8
	Colored.....	134	70	9	2	3	1	85		1	1	2
	Females..... White.....	1,003	262	65	15	15	6	363	7	3	3	4
	Colored.....	118	49	10	4	3		66	4	1	8	6
99b	Chronic bronchitis:											
	Males..... White.....	1,004	16	9	1		1	27	4	3	4	12
	Colored.....	67	3	2		2		7	3	1		1
	Females..... White.....	1,080	19	7	7	1	3	37	2		5	7
	Colored.....	72	5	2		2		9		2	4	9
99c,d	Bronchitis (unspecified):											
	Males..... White.....	629	194	38	12	2	2	248	7	3	2	1
	Colored.....	121	41	14	5			60		1	4	4
	Females..... White.....	622	131	22	7	3	4	167	4	3	3	4
	Colored.....	124	37	11	4			52	1	2	5	9
100a	Broncho-pneumonia:											
	Males..... White.....	20,107	7,047	1,763	628	293	182	9,913	397	174	193	179
	Colored.....	1,414	414	160	60	42	2	2,139	65	31	38	61
	Females..... White.....	17,794	5,285	1,490	504	271	146	7,696	311	185	139	169
	Colored.....	2,838	1,169	405	141	74	34	1,823	89	26	48	61
100b	Capillary bronchitis:											
	Males..... White.....	331	162	42	14	2	4	224	7	2	2	
	Colored.....	76	45	11	4		3	63	1	1		
	Females..... White.....	301	125	27	5	5	3	165	5	2	3	
	Colored.....	59	26	14	3	1		44	1		1	2
101a	Lobar pneumonia:											
	Males..... White.....	29,865	2,207	978	444	257	174	4,060	574	442	894	942
	Colored.....	6,059	570	215	83	53	46	967	106	97	283	478
	Females..... White.....	20,686	1,689	769	344	203	170	3,175	473	432	512	609
	Colored.....	3,796	401	192	81	31	27	732	77	96	207	297
101b	Pneumonia (unspecified):											
	Males..... White.....	2,103	460	134	63	28	24	709	75	41	45	57
	Colored.....	1,032	341	65	41	15	2	464	29	20	53	54
	Females..... White.....	1,750	351	121	51	39	19	581	55	32	63	46
	Colored.....	903	286	63	26	11	8	394	33	27	49	44
102	Pleurisy:											
	Males..... White.....	1,575	105	98	59	31	21	314	55	34	64	62
	Colored.....	204	6	7	3	3	1	20	6	2	14	16
	Females..... White.....	914	66	65	38	22	13	204	60	25	27	50
	Colored.....	168	9	7	1	1	1	19	3	2	15	13
103	Congestion and hemorrhagic infarct of the lung:											
	Males..... White.....	645	71	15	4	1	5	96	7	1	2	3
	Colored.....	41	4				1	6				1
	Females..... White.....	793	41	9	4	1	1	56	6	1	4	5
	Colored.....	49	3	3				6			1	1
104	Gangrene of the lung:											
	Males..... White.....	125	1	2	2		1	6	1		2	7
	Colored.....	10										2
	Females..... White.....	50							1	2	4	4
	Colored.....	6									1	1
105	Asthma:											
	Males..... White.....	1,012	13	8	11	5	1	38	10	4	1	7
	Colored.....	159		2	3	3	1	9	1	1	1	2
	Females..... White.....	895	10	6	2	3	4	25	10	7	6	13
	Colored.....	161	2					2	1	3	2	3

CAUSES OF DEATH, BY AGE, SEX, AND COLOR

131

COLOR, IN THE REGISTRATION STATES (INCLUDING DISTRICT OF COLUMBIA): 1928—Continued

25 to 29 years	30 to 34 years	35 to 39 years	40 to 44 years	45 to 49 years	50 to 54 years	55 to 59 years	60 to 64 years	65 to 69 years	70 to 74 years	75 to 79 years	80 to 84 years	85 to 89 years	90 to 94 years	95 to 99 years	100 and over	Age un- known	List No.		
26 5 28 9	37 5 38 4	102 10 47 8	172 11 61 6	232 15 62 4	301 10 103 7	374 13 144 6	452 12 212 3	427 4 227 6	345 4 219 2	264 5 180 4	130 1 133 1	59 1 62 1	15 1 28 1	3 1 3 2	2 1 1 1	92			
7 1 9 3	8 1 17 3	10 19 2	25 1 24 3	26 2 30 7	27 1 34 4	30 3 38 4	33 4 44 1	30 2 31 1	24 2 22 1	23 1 24 2	13 1 12 1	1 9 1 1	1 1 1 1	1 1 1 1	93				
4 4 3	2 1 1	2 3 3 1	2 1 1	1 1 4	6 4 4	10 3	4 2 4	3 2 2	8 2 2	4 3 3	2 6 6	1 2 2						94	
3 1 2 4	3 4 4	4 5 3 2	3 2 1 1	6 3 1 1	6 4 1 1	6 1 2 1	8 1 1 1	1 3 2	4 2 3	2 3 3	3 4 4	1 3 3		1 1 1			1		95
1 3 1	4 3 3	2 1 2	1 3 4 5	5 6 9 5	15 15 9 9	20 10 8 3	11 4 12 7	17 7 16 6	17 11 20 7	16 7 11 5	12 6 11 3	2 5 6 1	1 1 1 1			1 1 1 2	96		
1,430 670 1,019 461	1,795 591 1,283 400	2,596 773 1,560 449	2,989 727 1,474 414	3,252 762 1,462 447	3,345 669 1,744 372	3,386 457 2,049 327	3,547 365 2,472 286	3,912 307 3,223 243	3,889 250 3,626 203	3,562 181 3,958 155	2,864 142 3,416 135	1,691 109 2,138 76	537 39 899 50	120 16 216 22	15 13 52 31	66 51 43 22			
3 1 3 2	4 1 2	2 2 1	2 1 2	2 1 1 4		2 1 1	2 2 1	2 1 1	3 2 2	5 2 1	5 4 1	6 1 5	2 4 3		1 1 1			97a	
35 6 19 2	28 3 20 1	45 5 30	31 5 13 1	27 5 15 1	28 3 23 1	13 1 14 2	22 1 13 2	9 2 9 1	3 3 6 1	6 4 6 1	4 2 2 1								97b
3 6 2	1 3 1	1 2 5	5 3 3	8 1 5	8 2 2	8 1 1 2	6 1 1 1	8 4 2	5 6 2	3 2 3	2 3 1	3 1 1					98		
2 3 4 5	4 1 9	12 4 9	15 6 9	13 4 3	10 5 13 5	22 1 17 3	29 6 28 4	36 1 48 6	53 3 67 1	70 2 97 3	85 3 119 3	59 2 104 1	32 1 77 1	7 1 13 1	1 2 5 1				
4 4 13 4	17 2 17 1	22 1 15 6	25 5 8 7	39 10 16 4	37 5 23 2	58 5 32 2	80 7 58 7	106 3 102 1	130 4 153 1	160 1 211 1	151 5 213 5	82 2 107 1	33 1 44 3	9 2 13 3	2 2 1 1			99b	
2 6 4 5	3 1 4 3	6 4 5 5	9 3 5 4	15 2 8 6	16 4 11 6	17 9 13 4	22 3 23 6	33 1 35 2	39 4 43 4	55 4 68 3	57 3 92 4	64 7 72 2	24 1 45 1	4 1 11 1	2 2 2 1				99c,d
229 85 178 79	283 70 230 54	400 89 282 63	466 71 278 69	487 111 296 73	563 107 413 77	631 77 497 76	798 70 865 57	953 60 950 62	1,195 59 1,247 58	1,214 49 1,517 36	1,049 25 1,341 26	678 27 920 29	226 6 359 13	54 4 87 3	6 2 21 12	19 13 15 4	100a		
1 2 2	2 4 1	1 2 2	2 2 3	4 1 1	9 1 1	8 1 5	8 1 7	10 1 10	17 1 15	15 1 25	13 1 22	7 1 18	7 1 10						
1,023 491 667 284	1,242 458 860 269	1,858 561 1,029 309	2,122 543 996 258	2,254 529 948 279	2,249 451 1,076 217	2,161 296 1,265 186	2,191 217 1,450 153	2,287 178 1,772 130	1,989 136 1,724 86	1,659 90 1,587 81	1,146 74 1,182 64	566 47 634 29	142 18 214 15	34 9 55 7	2 3 10 10	28 27 16 12		101a	
40 36 46 40	64 23 37 27	59 43 57 33	78 35 43 32	85 36 42 40	93 43 52 34	104 29 51 24	74 28 59 18	118 38 83 18	122 26 107 25	123 21 134 17	114 21 140 21	60 16 72 5	27 7 31 8	5 1 7 5	1 3 2 5	9 6 10 4			101b
45 14 30 19	84 10 37 22	87 21 51 11	96 23 37 11	121 20 38 11	108 21 36 5	130 13 34 7	117 8 58 9	87 5 55 9	78 6 54 4	50 4 57 2	22 4 36 2	18 1 22 1	3 1 3 1	1 1 1 1		102			
1 5 4	2 1 5	9 6	9 6	15 4 12 6	14 4 12 4	19 3 19 3	18 2 19 4	22 3 32 1	64 1 69 4	85 3 125 3	133 3 144 4	95 1 138 3	39 3 96 2	7 1 23 1	2 8 1 2		4 1 1 1		
5 2 2 1	5 1 3	11 7 3	14 5 3	17 1 4	16 1 1	9 5 1	5 1 3	16 3 1	6 1 1	2 3 3	3 4 4	4 4 4	4 4 4	4 4 4	4 4 4		4 4 4	104	
8 4 24 7	21 7 27 11	35 17 50 9	38 14 41 13	65 23 53 16	95 17 58 17	120 14 74 12	104 17 71 19	139 10 94 9	126 8 113 13	84 4 90 7	58 5 92 5	48 2 34 4	7 10 10 4	1 1 1 1	1 1 1 1		3 2 1 1		105

TABLE 7.—DEATHS (EXCLUSIVE OF STILLBIRTHS) FROM EACH CAUSE, BY AGE, SEX, AND

List No.	CAUSE OF DEATH, SEX, AND COLOR	All deaths	Under 1 year	1 year	2 years	3 years	4 years	Under 5 years	5 to 9 years	10 to 14 years	15 to 19 years	20 to 24 years
V.—Diseases of the respiratory system—Contd.												
106	Pulmonary emphysema:							0				
	Males.....	84	4			1		5			2	
	Colored.....	13	1					1		2	1	
	Females.....	42								1	1	
	Colored.....	14	1					1		1		1
107	Other diseases of the respiratory system (tuberculosis excepted):											
	Males.....	783	33	8	3	4	1	49	10	5	21	20
	Colored.....	137	9	2	3	1		15	1	1	3	9
	Females.....	317	31	5	1	3	3	43	10	6	10	18
	Colored.....	89	9		2			11	5	3	4	11
VI.—Diseases of the digestive system:												
	Males.....	47,779	9,683	2,950	1,090	652	462	14,837	1,437	1,137	1,353	1,300
	Colored.....	6,974	1,881	713	221	74	55	2,944	158	138	203	275
	Females.....	38,297	7,090	2,418	904	531	404	11,347	1,291	955	961	985
	Colored.....	6,156	1,545	586	167	70	37	2,405	151	112	201	321
108	Diseases of the mouth and annexa:											
	Males.....	453	32	8	5	4	4	53	24	8	10	25
	Colored.....	79	8	1	1			10	2		2	4
	Females.....	319	31	10	1	6	3	51	17	8	12	16
	Colored.....	63	5	2	3			10	2		1	7
109a	Adenoid vegetations:											
	Males.....	4	1	2	1			4				
	Females.....	4		1				1		2		
109b	Other diseases of the pharynx, tonsils:											
	Males.....	1,916	136	95	83	84	84	482	257	118	121	110
	Colored.....	209	17	8	9	11	4	49	23	11	11	16
	Females.....	1,912	75	71	73	72	64	355	264	126	129	132
	Colored.....	273	21	10	5	7	8	51	30	16	20	29
110	Diseases of the esophagus:											
	Males.....	76	11	1				12	1		1	
	Colored.....	12		2				2				1
	Females.....	40	3	4				7		1		2
	Colored.....	3		1				1				1
111a	Ulcer of the stomach:											
	Males.....	3,345	6	1	1			8	2	3	19	61
	Colored.....	290								1	10	11
	Females.....	1,179	2	2	1		1	6	4	6	13	33
	Colored.....	225							1		6	18
111b	Ulcer of the duodenum:											
	Males.....	1,688	3			1	1	5			14	46
	Colored.....	85									3	3
	Females.....	398	3					3		2	3	16
	Colored.....	25			1			1			1	1
112	Other diseases of the stomach (cancer excepted):											
	Males.....	2,134	473	82	52	25	14	646	32	9	20	24
	Colored.....	749	130	32	20	6	5	193	12	11	11	23
	Females.....	1,623	363	61	34	26	7	491	31	9	11	19
	Colored.....	804	105	19	10	1	1	136	17	11	9	41
113	Diarrhea and enteritis (under 2 years):											
	Males.....	10,674	8,149	2,525				10,674				
	Colored.....	2,254	1,611	643				2,254				
	Females.....	8,235	6,137	2,098				8,235				
	Colored.....	1,857	1,331	526				1,857				
114	Diarrhea and enteritis (2 years and over):											
	Males.....	2,837			725	326	171	1,222	206	49	33	39
	Colored.....	597			173	44	23	240	38	13	11	22
	Females.....	2,878			627	256	127	1,010	172	47	33	43
	Colored.....	584			128	47	17	192	37	8	15	20
115	Ankylostomiasis:											
	Males.....	12		2			1	3	4	3	1	
	Colored.....	4								2		1
	Females.....	10							5	1	3	
	Colored.....	1					1	1				
116	Diseases due to other intestinal parasites:											
	Males.....	33		4	8	3	5	20	2	1	2	1
	Colored.....	18		4	2	1	2	9	8			1
	Females.....	49	1	9	6	4	3	23	7	3		1
	Colored.....	18	2	4	4	4	1	15	3			
117	Appendicitis and typhlitis:											
	Males.....	9,293	34	60	116	127	130	467	694	819	955	748
	Colored.....	958	4		1	7	8	20	51	73	106	121
	Females.....	6,245	16	39	81	99	132	367	620	627	566	431
	Colored.....	650	3		2	4	5	14	42	46	83	90
118a	Hernia:											
	Males.....	2,093	77	10	10	4	2	103	10	2	11	33
	Colored.....	283	23	5	1		3	33	2	1	3	7
	Females.....	1,666	16	1		2		19	3	2	6	9
	Colored.....	113	5	1	3	1		10	1			2
118b	Intestinal obstruction:											
	Males.....	3,301	580	112	58	41	32	823	111	58	95	90
	Colored.....	498	55	8	7	1	3	74	16	14	24	32
	Females.....	3,232	323	80	34	28	27	492	63	41	66	81
	Colored.....	581	47	13	5	1	4	70	14	10	24	41
119	Other diseases of the intestines:											
	Males.....	630	39	4	6	5	4	58	16	13	13	17
	Colored.....	110	12	6	1		1	20	1		1	7
	Females.....	464	28	8	4	8	4	52	7	8	12	14
	Colored.....	132	13			1	1	15	1		6	12
120	Acute yellow atrophy of the liver:											
	Males.....	163	4		1		1	6	2	2	4	5
	Colored.....	18					1	2			1	3
	Females.....	324	6	2	1	1	1	11	5	2	17	28
	Colored.....	36		1				1	1	1	3	6
121	Hydatid tumor of the liver:											
	Males.....	16										1
	Females.....	10									1	
	Colored.....	2								1		
122	Cirrhosis of the liver:											
	Males.....	5,155	3	4	2	1	3	13	11	18	9	27
	Colored.....	432	2				1	3	2	5	1	3
	Females.....	2,650	6	2	4	4	3	19	7	8	9	17
	Colored.....	273			1			1		1	8	13

CAUSES OF DEATH, BY AGE, SEX, AND COLOR

133

COLOR, IN THE REGISTRATION STATES (INCLUDING DISTRICT OF COLUMBIA): 1928—Continued

25 to 29 years	30 to 34 years	35 to 39 years	40 to 44 years	45 to 49 years	50 to 54 years	55 to 59 years	60 to 64 years	65 to 69 years	70 to 74 years	75 to 79 years	80 to 84 years	85 to 89 years	90 to 94 years	95 to 99 years	100 and over	Age un- known	List No.
2	1	4	3	5	4	6	8	11	16	8	7	1	1				106
	1	2	2	2	1	1	3	1	5	1	8	1	2	2			
	2		2	2	1	3	1	4	1	5							
28	34	44	74	95	95	80	65	75	43	23	15	4	1			2	107
12	12	19	16	18	6	9	3	4		3	2	2	1			1	
19	24	10	21	20	16	18	15	21	16	25	18	5	1			2	
9	8	6	7	5	2	3	7	2	3	1	1	1					108
1,331	1,621	2,166	2,439	2,724	3,034	2,966	2,883	2,882	2,304	1,685	1,028	463	113	30	3	43	
307	309	341	366	405	426	285	248	191	134	94	67	43	7	6	3	24	
1,135	1,414	1,668	1,797	1,981	2,236	2,292	2,284	2,273	1,942	1,678	1,127	647	202	51	9	22	109a
357	327	373	346	371	330	211	214	115	96	76	54	39	20	10	9	18	
13	18	33	29	43	48	31	34	39	18	14	9	2	2				109b
3	14	3	9	5	9	1	3	8	5			1					
17	15	23	21	22	25	21	20	17	10	6	6	7	3	1		1	
5	5	2	7	4	7	4	4				2	2	1				110a
129	98	99	96	82	69	61	53	39	26	33	21	11	2	1		5	110b
24	14	13	11	5	10	8	5	7	1	1							
118	113	101	91	104	84	70	62	50	39	31	20	14	8			1	
28	18	22	18	15	7	2	6	4	5	1			1				111a
1	1	1	8	8	7	6	8	4	11	2	6	1					
1	2	1	2	2	3	1	1	1	3	5	5	1					
																	111b
122	208	286	375	417	411	351	316	305	222	131	65	34	4	1		4	112a
19	25	35	32	45	42	24	18	12	3	6	1	3				3	
29	55	77	78	102	123	118	104	117	109	91	64	37	11	1		1	
20	17	17	22	29	27	25	14	9	7	5	3	2			1	2	112b
83	127	176	206	181	213	179	166	131	88	44	17	4	2			1	
9	7	11	11	13	9	5	5	4	3	2							
8	22	22	45	44	42	37	33	31	31	31	8	6					113
	2	3	6	6	1	3	1	1									
27	37	73	77	112	143	157	155	143	155	132	106	59	16	7		4	114
22	40	51	54	58	75	46	37	38	19	22	16	9	5	1		6	
19	19	38	44	43	48	82	78	125	142	149	115	97	38	19	4	2	
36	48	55	71	73	88	57	47	28	24	22	14	11	8	1	3	4	115
43	40	50	60	67	86	91	94	152	155	183	134	95	25	9	1	3	116
17	13	20	27	22	37	27	31	20	18	12	11	11	1	2		3	
43	36	51	57	72	85	84	104	172	200	245	210	132	60	15	4	3	
26	33	26	30	28	36	20	23	13	17	15	16	12	5	4	5	3	117
					1												
1																	
																	118a
634	666	798	671	657	641	487	397	310	186	89	43	16	2	1		12	118b
110	91	81	74	71	53	38	29	16	9	9	3	1				2	
407	457	425	395	396	390	368	303	217	142	79	30	16	2	1		6	
73	74	64	46	46	28	12	15	3	3	2	3	1				5	119
38	30	60	83	136	155	209	243	260	271	214	163	50	17	3		1	120
20	9	17	18	26	25	26	22	19	26	7	12	7		2		1	
15	28	58	93	116	167	204	239	223	186	142	100	47	8	1		1	
5	5	12	11	15	18	8	12	8	2	1	1	1					121
76	113	143	144	169	191	214	226	257	227	185	110	48	12	6	1	2	122
38	33	36	38	47	43	27	23	15	14	10	9	3	1				
133	192	207	195	205	215	200	211	222	216	204	156	97	29	5	1	2	
55	60	70	53	54	36	26	32	12	11	7	7	2	4	3			123
19	23	26	44	39	60	60	39	59	52	36	34	15	5			2	124
8	6	8	8	9	9	6	8	5	5	4	3	1					
15	20	31	28	29	31	41	26	29	39	33	28	15	6				
20	14	14	9	9	8	7	7	5	2	3							125
16	11	10	15	17	11	14	14	9	14	6	3	4					126
1	1	1	1	5	1			1	1								
41	32	37	25	30	24	12	13	12	14	10	9	2					
5	5	3	3	4	1	1				1	1						127
2	4	2	3	1			2	1									128
2	1	1			1	1	1	1									
39	94	200	333	478	608	714	717	754	535	358	177	51	14	1	1	3	129
12	25	32	51	57	74	50	39	30	18	15	3	7				4	
37	67	130	196	218	268	233	315	362	269	232	141	64	14	3		1	
18	12	29	28	40	30	21	27	15	14	8	3	3	1			1	130

135

25 to 29 years	30 to 34 years	35 to 39 years	40 to 44 years	45 to 49 years	50 to 54 years	55 to 59 years	60 to 64 years	65 to 69 years	70 to 74 years	75 to 79 years	80 to 84 years	85 to 89 years	90 to 94 years	95 to 99 years	100 and over	Age un- known	List No.
8 2 98 3	20 3 135 5	52 3 189 6	82 2 255 10	96 3 271 8	146 4 353 14	143 4 396 7	177 3 395 6	169 3 353 6	106 1 251 2	105 1 185 5	48 72 2	13 37 1	2 10 —	— 4 —	— — —	2 2 1 1	123
48 10 81 27	84 18 122 21	93 18 191 23	138 21 198 22	156 23 227 24	170 25 289 22	186 17 291 13	180 13 295 10	188 9 276 8	186 7 254 9	118 3 216 5	76 7 151 2	46 8 65 4	8 10 — —	1 1 1 1	— — — —	2 1 1 1	124
11 3 15 1	30 2 21 2	32 2 24 4	29 2 28 1	23 2 45 4	36 — 44 —	29 1 49 1	34 — 45 1	26 — 36 —	15 — 14 —	13 1 7 1	2 — 4 —	5 — 1 —	— 1 — —	— — — —	— — — —	— — — —	125
16 9 54 35	18 7 85 15	32 9 61 22	44 7 42 10	42 13 51 12	37 7 43 7	32 4 29 4	28 11 32 10	36 3 19 3	34 4 22 —	22 1 — —	14 2 8 —	9 — 8 —	2 — 2 —	— — — —	1 — 1 —	1 2 — —	126
539 195 930 412	723 316 1,395 593	1,188 426 1,964 799	1,781 581 2,570 864	2,555 853 2,844 883	3,505 1,173 3,250 922	4,830 1,072 3,739 701	6,173 1,051 4,659 707	8,081 977 5,847 618	9,003 893 6,367 476	8,383 678 6,042 362	5,583 506 4,263 305	2,753 227 2,336 147	727 98 711 90	140 49 151 31	19 45 19 40	52 66 45 55	127
80 32 76 56	102 59 93 59	135 58 93 65	138 55 108 65	173 94 102 62	154 77 102 57	135 62 88 41	136 56 95 35	129 36 93 20	125 23 101 11	120 18 79 10	88 14 63 5	38 8 34 6	19 — 27 2	4 1 3 1	— 1 — 1	4 7 — 8	128
406 137 424 194	537 221 680 291	923 310 1,061 465	1,490 468 1,551 586	2,150 678 1,931 686	3,051 970 2,597 779	4,213 898 3,280 617	5,244 886 4,266 646	6,737 816 5,453 577	7,392 760 6,025 451	6,805 566 5,759 340	4,457 422 4,074 294	2,189 178 2,217 135	566 89 659 86	107 37 141 30	15 38 17 39	47 51 36 36	129
26 10 51 16	49 5 68 24	68 19 93 14	70 17 73 16	87 23 80 10	103 23 79 18	105 23 108 10	125 16 84 8	123 8 114 6	150 17 89 3	120 15 82 5	83 11 46 3	44 9 35 2	13 2 12 2	2 4 — —	— — — —	— — 2 2	131
14 14 1	17 1 21 1	40 3 27 —	35 2 23 —	41 2 25 —	43 9 35 3	65 5 27 3	70 1 29 1	52 — 29 —	68 2 28 —	46 1 13 —	19 — 11 —	5 — 5 —	4 — — —	1 — — —	— — — —	1 — 1 —	132
5 3 2 1	5 4 5 3	2 5 3 1	9 3 7 —	14 8 4 3	18 14 5 2	19 14 12 —	29 14 16 1	45 13 11 2	74 16 26 1	94 15 32 2	99 11 25 2	75 7 23 —	33 3 7 —	6 3 1 —	1 2 1 —	— — — —	133
2 7 1	3 19 — 1	11 21 3 —	22 20 1 —	28 28 — —	31 18 2 —	28 9 1 —	36 9 1 —	33 7 — —	17 8 1 —	19 4 1 —	10 1 — —	4 — — —	1 — — —	1 — — —	— — — —	1 — — —	134
4 4 — —	9 6 — —	9 6 — —	12 13 — —	54 19 — —	99 61 — —	264 61 — —	528 68 — —										

MORTALITY STATISTICS

TABLE 7.—DEATHS (EXCLUSIVE OF STILLBIRTHS) FROM EACH CAUSE, BY AGE, SEX, AND

List No.	CAUSE OF DEATH, SEX, AND COLOR	All deaths	Under 1 year	1 year	2 years	3 years	4 years	Under 5 years	5 to 9 years	10 to 14 years	15 to 19 years	20 to 24 years
VIII.—The puerperal state—Continued.												
146	Puerperal septicemia:											
	Females..... White.....	4,532								9	490	1,090
 Colored.....	1,053								10	217	258
147	Puerperal phlegmasia alba dolens, embolus, etc.:											
	Females..... White.....	560								1	30	102
 Colored.....	65									6	10
148	Puerperal albuminuria and convulsions:											
	Females..... White.....	3,123								8	490	697
 Colored.....	975								22	269	233
149	Following childbirth (undefined):											
	Females..... White.....	41									2	8
 Colored.....	7									1	1
150	Puerperal diseases of the breast:											
	Females..... White.....	10										3
 Colored.....	1										
IX.—Diseases of the skin and of the cellular tissue:												
	Males..... White.....	1,669	246	20	8	11	10	295	28	35	41	45
 Colored.....	236	31	4	1			36	3		3	3
	Females..... White.....	1,274	154	13	13	9	5	199	23	28	46	49
 Colored.....	205	13	1	2			16	2	2	2	3
151	Gangrene:											
	Males..... White.....	621	13	3	1	2	4	23	5	2	2	1
 Colored.....	97	1					1	1			
	Females..... White.....	446	2	4	6	2		14	2	2	4	2
 Colored.....	97						2				
152	Furuncle:											
	Males..... White.....	367	24	3		4		31	5	16	22	18
 Colored.....	26	4	1				5			1	
	Females..... White.....	202	20			1	1	22	2	9	15	22
 Colored.....	24	1					1				1
153	Acute abscess:											
	Males..... White.....	390	72	8	4	5	6	95	14	15	11	21
 Colored.....	62	11	1	1			13	2		1	2
	Females..... White.....	270	50	6	4	6	2	68	13	10	14	12
 Colored.....	42	6	1				7		2		2
154	Other diseases of the skin and annexa:											
	Males..... White.....	291	137	6	3			146	4	2	6	5
 Colored.....	51	15	2				17			1	1
	Females..... White.....	356	82	8	3		2	95	6	7	13	13
 Colored.....	42	6		2			8			2	
X.—Diseases of the bones and of the organs of locomotion:												
	Males..... White.....	864	37	23	18	13	16	107	124	120	75	40
 Colored.....	103	5	5	2	2	1	15	7	10	8	6
	Females..... White.....	436	27	13	13	22	14	89	51	66	22	9
 Colored.....	57	4	3		1		8	4	3	7	4
155	Diseases of the bones (tuberculosis excepted):											
	Males..... White.....	724	27	21	15	12	14	89	109	104	67	34
 Colored.....	84	3	5	2	2		12	5	8	8	4
	Females..... White.....	374	18	12	13	19	14	76	50	55	14	5
 Colored.....	36	2	2		1		5	3	3	4	3
156	Diseases of the joints (tuberculosis and rheumatism excepted):											
	Males..... White.....	123	8	2	3	1	1	15	15	15	7	5
 Colored.....	17	2				1	3	2	1		2
	Females..... White.....	87	7	1		3		11	1	9	8	4
 Colored.....	18	2	1				3	1		3	1
157	Amputations:											
	Males..... White.....	1										
 Colored.....	1										
	Females..... White.....	1										
 Colored.....	1										
158	Other diseases of the organs of locomotion:											
	Males..... White.....	16	2				1	3		1	1	1
 Colored.....	1								1		
	Females..... White.....	24	2					2		2		
 Colored.....	2										
XI.—Malformations:												
	Males..... White.....	7,104	6,462	213	81	48	32	6,836	100	61	55	19
 Colored.....	416	353	20	4	6	5	388	13	7	4	3
	Females..... White.....	5,608	5,063	179	72	41	29	5,384	89	43	39	12
 Colored.....	283	224	19	6	6	7	262	10	2	3	2
159a	Congenital hydrocephalus:											
	Males..... White.....	708	514	75	29	14	11	643	29	18	13	1
 Colored.....	72	47	8	3	1	3	62	5	2	2	1
	Females..... White.....	653	524	43	20	14	7	608	24	8	5	2
 Colored.....	54	28	7	2	5	4	46	6	2		
159b	Congenital malformations of the heart:											
	Males..... White.....	4,071	3,760	88	31	21	15	3,915	56	31	34	16
 Colored.....	193	173	7	1	4		185	6		1	1
	Females..... White.....	2,954	2,678	88	32	21	10	2,829	43	26	27	9
 Colored.....	137	120	10	1		1	132	1		2	
159c	Other congenital malformations:											
	Males..... White.....	2,325	2,188	50	21	13	6	2,278	15	12	8	2
 Colored.....	151	133	5		1	2	141	2	5	1	1
	Females..... White.....	2,001	1,861	48	20	6	12	1,847	22	9	7	1
 Colored.....	92	76	2	3	1	2	84	3		1	2

137

[illegible]

MORTALITY STATISTICS

TABLE 7.—DEATHS (EXCLUSIVE OF STILLBIRTHS) FROM EACH CAUSE, BY AGE, SEX, AND

List No.	CAUSE OF DEATH, SEX, AND COLOR	All deaths	Under 1 year	1 year	2 years	3 years	4 years	Under 5 years	5 to 9 years	10 to 14 years	15 to 19 years	20 to 24 years
	XII.—Early infancy:											
	Males..... White.....	30,897	30,897					30,897				
	Colored.....	4,408	4,408					4,408				
	Females..... White.....	22,058	22,058					22,058				
	Colored.....	3,485	3,485					3,485				
160	Congenital debility, icterus, sclerema:											
	Males..... White.....	3,036	3,036					3,036				
	Colored.....	793	793					793				
	Females..... White.....	2,170	2,170					2,170				
	Colored.....	608	608					608				
161a	Premature birth:											
	Males..... White.....	19,556	19,556					19,556				
	Colored.....	2,778	2,778					2,778				
	Females..... White.....	14,608	14,608					14,608				
	Colored.....	2,297	2,297					2,297				
161b	Injury at birth:											
	Males..... White.....	6,103	6,103					6,103				
	Colored.....	443	443					443				
	Females..... White.....	3,703	3,703					3,703				
	Colored.....	303	303					303				
162	Other diseases peculiar to early infancy:											
	Males..... White.....	2,156	2,156					2,156				
	Colored.....	374	374					374				
	Females..... White.....	1,540	1,540					1,540				
	Colored.....	257	257					257				
163	Lack of care:											
	Males..... White.....	46	46					46				
	Colored.....	20	20					20				
	Females..... White.....	37	37					37				
	Colored.....	20	20					20				
164	XIII.—Old age (senility):											
	Males..... White.....	4,487										
	Colored.....	1,296										
	Females..... White.....	5,867										
	Colored.....	1,381										
	XIV.—External causes:											
	Males..... White.....	73,484	1,016	866	724	769	721	4,096	3,123	2,779	4,480	5,691
	Colored.....	11,296	250	127	125	108	79	689	318	419	937	1,456
	Females..... White.....	26,453	844	674	526	531	511	3,086	1,566	790	1,213	1,360
	Colored.....	3,601	231	97	119	118	113	678	283	140	252	394
	Suicide:											
	Males..... White.....	11,496								23	226	504
	Colored.....	409									12	46
	Females..... White.....	3,348								15	193	359
	Colored.....	137								2	14	21
165	By poisons (gas or corrosives excepted):											
	Males..... White.....	573								2	17	36
	Colored.....	17									2	1
	Females..... White.....	319								2	29	57
	Colored.....	6										1
166	By corrosive substances—											
	Males..... White.....	784								1	17	52
	Colored.....	25										
	Females..... White.....	711								4	65	134
	Colored.....	42								1	3	9
167	By poisonous gas—											
	Males..... White.....	1,550								2	17	47
	Colored.....	28										4
	Females..... White.....	724								1	23	50
	Colored.....	15									1	2
168	By hanging or strangulation—											
	Males..... White.....	2,305								10	41	64
	Colored.....	54									1	3
	Females..... White.....	477									7	14
	Colored.....	15									1	1
169	By drowning—											
	Males..... White.....	470								1	5	18
	Colored.....	25										2
	Females..... White.....	253									9	12
	Colored.....	11										1
170	By firearms—											
	Males..... White.....	4,634								7	124	258
	Colored.....	198									8	27
	Females..... White.....	507								6	55	70
	Colored.....	27								1	8	5
171	By cutting or piercing instruments—											
	Males..... White.....	694									1	12
	Colored.....	32									1	5
	Females..... White.....	118								2		2
	Colored.....	7										
172	By jumping from high places—											
	Males..... White.....	300									4	10
	Colored.....	18										2
	Females..... White.....	180									1	12
	Colored.....	8										2
173	By crushing—											
	Males..... White.....	101										3
	Colored.....	8										1
	Females..... White.....	26									3	2
	Colored.....	2										
174	By other means—											
	Males..... White.....	85										4
	Colored.....	4										1
	Females..... White.....	33									1	6
	Colored.....	4										
	Homicide:											
	Males..... White.....	4,241	61	6	6	6	9	88	26	33	198	514
	Colored.....	3,648	11	2			2	15	6	33	246	636
	Females..... White.....	1,066	60	9	7	6	2	84	27	14	105	162
	Colored.....	825	5	1	2	1		9	7	13	93	212
197	By firearms—											
	Males..... White.....	3,068	1	2	1	2	3	9	7	24	153	401
	Colored.....	2,591		1			1	2	4	22	167	467
	Females..... White.....	520	2	2	2	2		8	13	8	50	73
	Colored.....	489	1					1	5	9	53	125

139

[illegible]

CAUSES OF DEATH, BY AGE, SEX, AND COLOR

141

COLOR, IN THE REGISTRATION STATES (INCLUDING DISTRICT OF COLUMBIA): 1928—Continued

25 to 29 years	30 to 34 years	35 to 39 years	40 to 44 years	45 to 49 years	50 to 54 years	55 to 59 years	60 to 64 years	65 to 69 years	70 to 74 years	75 to 79 years	80 to 84 years	85 to 89 years	90 to 94 years	95 to 99 years	100 and over	Age un- known	List No.
59 137 11 48	55 136 15 27	66 94 10 21	51 57 8 10	37 35 9 2	24 25 3 3	16 9 3 1	5 4 2	4 4 1	4 1	1 1	1 1	1 1	1 1	1 1	1 1	5 4 2	198
64 57 71 31	56 42 51 15	85 57 39 12	75 32 23 10	77 33 13 2	58 20 18 1	47 14 7 3	55 5 7	17 5 8	18 2 2	19 1 3	2 1	2 2	2 2	2 2	2 2	5 6 1 2	199
4,025 695 673 142	3,826 585 658 114	4,206 637 696 130	4,164 512 702 119	4,051 524 795 117	3,752 398 900 136	3,332 243 861 82	2,943 197 1,112 82	2,658 160 1,294 76	2,146 120 1,583 53	1,743 91 1,883 63	1,246 58 1,872 49	627 36 1,282 30	237 20 495 17	39 3 126 7	8 9 22 13	187 126 29 33	
8 5 12 4	12 3 16 9	10 9 21 7	20 5 14 5	16 8 10 9	14 4 8 3	20 6 10 1	20 4 15 3	18 3 20 2	6 3 13 1	11 9	6 13 1	2 1	1 1	1 1	1 1	1 2	175
2 1	1	1 1	1 1	3 1	2 1	1 4	6 2	1 1	2 1	2 1	1 1	1 1	1 1	1 1	1 1	1 1	176
35 8 53 14	53 16 30 4	79 8 38 7	93 9 22 5	104 9 25 3	79 6 24 2	56 1 10 2	43 3 16 1	26 9 8	26 9	7 1 1	8 4	1 2	1 2	1 2	1 2	3 1	177
69 9 26 5	46 17 26 7	59 8 17 4	50 9 14 2	48 5 21 4	63 8 15 4	41 5 14 5	29 4 18 3	40 6 13 6	34 9 19 5	29 5 13 4	22 2 15 4	8 1 11 1	4 3 3 2	1 1 1	2 1	7 4 1 2	178
128 22 86 19	136 25 78 13	111 20 78 18	118 23 79 18	86 22 82 19	90 16 80 33	76 12 67 14	62 18 95 26	66 15 95 20	49 14 124 23	54 15 85 15	41 9 75 14	22 4 37 10	7 4 7 6	3 3	1 4	6 5 1 2	179
19 8 2	16 5 1	25 6 4	23 5	9 2	26 1 4	12 2 4	5 7	7 1 2	3 1 2	2 1	1 1	1 1	1 1	1 1	1 1	3 1	180
107 8 26 2	111 10 39 2	175 9 28 3	154 11 35 2	187 11 47 2	206 10 68 1	167 6 43	158 5 55 3	126 1 44 1	103 3 55 1	58 2 51 3	34 1 39	20 14	1 4	1 1	1 1	1 1	181
436 99 64 8	327 67 36 11	368 70 41 9	352 48 20 3	337 46 22 5	298 33 20 1	225 9 20 3	149 13 25 3	98 6 14 3	61 6 6	36 4 8 2	14 4 6 1	2 1 1	1 1	1 1	1 1	63 61 11 20	182
132 35 14 17	138 38 11 6	112 47 12 5	112 24 6 7	99 31 7 6	84 13 7 7	66 8 5 1	44 2 3	29 4 3 2	16 3 2	7 1 1	1 1	1 1	1 1	1 1	1 1	5 7 1 1	183
19 8 6 1	23 5 10 1	30 5 13 1	39 6 13 3	35 7 19 7	38 5 12 4	30 2 8 4	37 3 6 1	37 1 13 1	26 3 13	13 2 2 1	8 1 5	5 1 2	1 1	1 1	1 1	1 1	184
263 39 38 11	312 34 36 8	389 54 65 17	541 49 82 13	521 50 96 16	521 42 168 22	503 23 199 14	526 20 365 12	543 22 583 18	553 22 929 11	689 8 1,329 26	664 8 1,524 15	425 7 1,129 12	180 3 445 7	29 1 117 2	6 1 18 6	3 1 4 2	185
287 69 6 2	304 42 9 1	328 44 20	278 24 11 3	248 30 11 1	171 15 15 2	115 13 4	61 7 2	31 2 1	15 1 1	3 1	1 1	1 1	1 1	1 1	1 1	5 4	186a
189 35 3 1	212 27 4 1	194 22 2 2	165 21 4 1	147 17 5	166 13 9	149 9 2	91 1 3	74 5 1	38 3 3	18 1	6 1 1	1 1	1 1	1 1	1 1	3 3	187
403 83 51 6	451 89 68 9	521 84 61 6	500 57 72 7	498 53 68 3	384 32 62 4	317 26 52 7	283 14 45 6	283 4 26 4	160 5 26 2	94 10 26 1	47 5 13 1	14 1 1	8 1 1	1 1	1 1	35 20 1 2	188a
119 7 34 2	112 10 56 7	137 10 38 3	135 9 43 1	133 8 48 2	79 5 31 1	61 2 23 2	59 3 29	61 1 20	31 1 8	14 6	3 3	1 1	1 1	1 1	1 1	6 1 1	188b
284 76 17 4	339 79 12 2	384 74 23 3	365 48 29 6	365 45 20 1	305 27 31 3	256 24 29 5	224 11 30 6	222 4 25 4	129 4 18 2	80 10 20 1	44 5 10 1	13 1 4 1	8 1 1	1 1	1 1	29 19 2	
84 7 15 3	74 3 17 2	91 9 17 2	99 9 11 1	87 11 22 1	87 6 23 2	87 3 29 1	82 3 26	67 3 36	58 2 25 1	37 26	27 14	10 2	3 1	1 1	1 1	2 1	

MORTALITY STATISTICS

TABLE 7.—DEATHS* (EXCLUSIVE OF STILLBIRTHS) FROM EACH CAUSE, BY AGE, SEX, AND

List No.	CAUSE OF DEATH, SEX, AND COLOR	All deaths	Under 1 year	1 year	2 years	3 years	4 years	Under 5 years	5 to 9 years	10 to 14 years	15 to 19 years	20 to 24 years
	XIV.—External causes—Continued.											
	Accidental, other, or undefined—Continued.											
	Street-car accidents—Continued.											
	Collision with automobiles—											
	Males..... White.....	389	1	1	2	1	1	6	6	10	34	49
	Colored.....	17									1	
	Females..... White.....	123	3		2		1	6	5	8	22	17
	Colored.....	5										
	Other street-car accidents—											
	Males..... White.....	720		3	4	12	6	25	20	13	20	31
	Colored.....	52				1		1	2	1	4	3
	Females..... White.....	238		2	3	2	2	9	11	7	4	9
	Colored.....	13			1			1	1		1	1
188c	Automobile accidents (excluding collision with railroad trains and street cars)—											
	Males..... White.....	16,012	43	72	106	254	284	759	1,374	797	1,185	1,543
	Colored.....	1,459	4	4	7	17	19	51	89	80	100	161
	Females..... White.....	5,502	50	53	77	133	150	463	658	274	378	345
	Colored.....	454	4	3	6	12	16	41	57	24	24	36
188d	Airplane and balloon accidents—											
	Males..... White.....	433		1	1			2	2	4	35	115
	Colored.....	26									4	8
188e,f	Injuries by other vehicles—											
	Males..... White.....	1,064	7	10	14	12	15	58	57	55	106	115
	Colored.....	124	1		1	3		5	8	9	7	6
	Females..... White.....	122	4	4	4	5	7	24	15	9	8	6
	Colored.....	13		2		1		3			1	
188g	Landslide, other crushing—											
	Males..... White.....	563	2		1	3	1	7	13	17	29	52
	Colored.....	66	1		1			2	1		3	10
	Females..... White.....	21			2	1	2	5	2	2	3	
	Colored.....	4	1				1	2				
189	Injuries by animals (not poisoning)—											
	Males..... White.....	449	2	1	8	10	3	24	31	33	23	16
	Colored.....	37							5	8	6	3
	Females..... White.....	61	1	1	3	6	2	13	8	1	1	
	Colored.....	3							1			
190	Wounds of war—											
	Males..... White.....	4										
192	Starvation (deprivation of food or water)—											
	Males..... White.....	13								1		
	Colored.....	1										
	Females..... White.....	2		1	1			2				
	Colored.....	1										
193	Excessive cold—											
	Males..... White.....	205	3	1				4			1	11
	Colored.....	67	2					2	3	1		3
	Females..... White.....	23	2					2		2		
	Colored.....	16			1			1		1		
194	Excessive heat—											
	Males..... White.....	420	34	4	1	3	1	43	5	2	5	13
	Colored.....	70	3			1		4			1	3
	Females..... White.....	125	21	2	5	4		32	1	1	2	
	Colored.....	26	4	1				5	2		1	1
195	Lightning—											
	Males..... White.....	261				1		1	10	28	31	21
	Colored.....	87			1		1	2	5	11	14	8
	Females..... White.....	54	1		1	1		3	2	6	9	4
	Colored.....	23			1		1	2	2	5	4	4
196	Other accidental electric shocks—											
	Males..... White.....	894	1	1			1	3	19	24	74	138
	Colored.....	60								5	5	5
	Females..... White.....	32				1		1	2	4		4
	Colored.....	3							1			
201	Fracture (cause not specified)—											
	Males..... White.....	346		1	1		3	5	8	2	11	16
	Colored.....	53	1					1		1	4	9
	Females..... White.....	207	3	1	1	1	1	7	5		1	1
	Colored.....	15									2	2
202	Other external violence—											
	Males..... White.....	3,569	182	97	59	42	28	408	145	197	192	234
	Colored.....	633	33	13	7	3	2	58	22	25	44	80
	Females..... White.....	784	145	81	36	29	17	308	57	54	19	19
	Colored.....	164	33	9	9	4	3	58	12	6	6	10
	XV.—Ill-defined diseases:											
	Males..... White.....	6,558	2,276	202	66	35	23	2,602	67	47	61	65
	Colored.....	6,232	2,424	249	95	38	37	2,843	88	61	87	137
	Female..... White.....	4,441	1,662	177	49	30	17	1,935	55	36	68	62
	Colored.....	5,662	1,959	251	72	44	37	2,363	83	80	152	220
204	Sudden death:											
	Males..... White.....	939	119	7	4	2	4	136	5	7	6	7
	Colored.....	502	77	5	3	2	3	90	9	3	9	14
	Females..... White.....	540	105	4	4	1		114	3	4	7	7
	Colored.....	426	61	7	2	1	4	75	5	5	10	15
205a	Ill-defined:											
	Males..... White.....	1,774	270	89	21	11	7	398	18	12	17	22
	Colored.....	1,196	214	83	25	9	4	335	18	14	11	21
	Females..... White.....	1,095	207	90	17	9	9	332	15	11	17	12
	Colored.....	1,025	203	55	25	7	11	301	14	22	23	52
205b	Not specified or unknown:											
	Males..... White.....	3,845	1,887	106	41	22	12	2,068	44	28	38	36
	Colored.....	4,534	2,133	161	67	27	30	2,418	61	44	67	102
	Females..... White.....	2,806	1,350	83	28	20	8	1,489	37	21	44	43
	Colored.....	4,211	1,695	189	45	36	22	1,987	64	53	119	153

CAUSES OF DEATH, BY AGE, SEX, AND COLOR

143

COLOR, IN THE REGISTRATION STATES (INCLUDING DISTRICT OF COLUMBIA): 1928—Continued

25 to 29 years	30 to 34 years	35 to 39 years	40 to 44 years	45 to 49 years	50 to 54 years	55 to 59 years	60 to 64 years	65 to 69 years	70 to 74 years	75 to 79 years	80 to 84 years	85 to 89 years	90 to 94 years	95 to 99 years	100 and over	Age un- known	List No.
52	39	35	43	18	35	20	16	13	9	2		1				1	
3		4	4	4			1										
8	7	5	9	10	6	6	3	4	5	1	1						
1	2				1				1								
32	35	56	56	69	52	67	66	54	49	35	27	9	3			1	
4	3	6	5	7	6	3	2	3	2	2		2					
7	10	12	2	12	17	23	23	32	20	25	13	1					
2		2	1	1	1	1						1					
1,127	966	1,033	997	1,018	933	988	936	823	678	476	264	74	14	1		26	188c
147	100	121	118	125	106	68	58	52	29	20	7	10	2	2	3	10	
231	239	259	282	321	343	337	371	344	235	234	82	39	11		1	6	
38	27	32	33	33	32	23	17	12	5	9	5	2				3	
111	72	51	18	9	5	3		3				1				2	188d
5	2	1		1				1									
76	47	34	38	52	58	76	68	80	78	48	11	4	1			2	188e,f
4	8	11	9	5	12	8	15	5	4	3	2	2				1	
4	3	4	3	8	2	9	5	11	6	4	1						
1	1		1		3			1	1	1							
57	64	68	61	51	53	34	18	14	12	2	6	1	1			3	188g
9	7	11	9	4	6	3					1						
3	1	1			2	1				1							
1		1															
15	12	21	20	32	29	36	41	34	35	27	14	4	1			1	189
3		1	2	4	1	1	2	2				1					
1	2	2	1	4	6	4	5	1	6	3	2	1					
			1								1						190
	2	1	1														
			1		1		4	5		1							192
								1									
13	8	9	8	12	25	15	20	26	18	18	13	1	1		1	1	193
4	4	5	2	4	3	2	3	7	3	8	3	6	3		1		
	1			2	1		2	1	3	3	1	3	1				
	3	1		1			2	1	1		3	2					
12	16	33	41	52	33	39	31	26	33	18	11	4	1	2			194
5	9	9	8	8	4	4	7	3		3	1	1					
3	5	5	5	8	5	3	4	9	9	13	8	7	5				
2	3	1	1	3	3	2			1			1	1				
21	32	20	20	23	14	15	8	8	5	1						3	195
5	7	6	6	6	6	1	3	1		1	1		1			3	
7	1	6	4	2	4		2		4	2	1					1	
		1	1	4												1	
163	122	96	80	74	39	19	10	7	4		1					1	196
11	8	11	6	5	1	3											
3	6	3	3		1	4		1									
1																	
16	15	26	34	33	33	25	20	18	24	24	17	11	4	2		2	201
2	3	12	4	6	2	3	2	2			1					1	
1		3	2	4	4	10	16	23	19	32	41	23	12	2	1		
4		2	1		1	1								1	1		
202	245	302	289	259	235	213	189	167	110	68	29	16	8		1	10	202
66	57	53	43	54	51	25	12	14	10	7	5		1			6	
19	25	20	30	22	35	24	19	29	25	38	26	6	5	3	1		
4	7	9	14	6	13	4	5	3	1	1	4	1					
64	86	119	169	211	288	374	400	525	527	438	280	135	36	8	5	51	
157	131	166	180	242	297	245	262	279	268	235	189	123	85	38	41	73	
67	92	104	116	104	156	140	194	281	263	302	217	140	50	14	10	35	
190	154	229	188	252	259	186	232	213	193	178	156	112	77	42	54	49	
12	8	19	29	40	58	77	79	143	120	106	46	23	6	1		6	204
10	17	20	27	43	46	30	45	40	23	24	16	14	8	4	4	6	
8	13	17	24	22	30	34	30	61	54	44	37	17	8	3	1	2	
19	12	27	20	36	36	25	36	23	22	17	12	10	8	1	10		
13	29	36	55	86	113	143	152	204	178	149	88	41	8	3		9	205a
33	35	49	55	79	84	82	67	74	79	63	40	20	17	6	7	7	
23	23	27	42	28	61	49	71	102	81	94	45	41	5	2	1	8	
39	34	54	58	61	66	54	65	45	44	25	29	17	8	5	5	4	
39	49	64	85	85	117	154	169	178	229	183	146	66	22	4	5	36	205b
114	79	97	98	120	167	133	150	165	166	148	133	94	60	28	30	60	
36	51	60	50	54	65	57	93	118	128	164	135	82	37	9	8	25	
132	108	148	110	155	157	107	131	145	127	136	115	85	61	36	39	43	

List No.	CAUSE OF DEATH AND SEX	Negro	Indian	Chinese	Japanese	Other colored
	All causes.....	186,898	4,220	1,310	1,093	197
	Male.....	97,627	2,118	1,180	750	173
	Female.....	89,271	2,102	150	343	24
	I.—Epidemic, endemic, and infectious diseases:					
	Male.....	21,301	756	288	204	90
	Female.....	20,600	764	31	105	4
1	Typhoid and paratyphoid fever.....	828	26	6	2	4
2	Typhus fever.....	809	7	1	3	
5	Malaria.....	945	7			
6	Smallpox.....	1,020	9			
	Male.....	17	2			
	Female.....	7				
7	Measles.....	494	17		3	
	Male.....	413	16			
8	Scarlet fever.....	31			2	
9	Whooping cough.....	29	1			
	Male.....	637	43	1	11	
	Female.....	653	55	2	3	
10	Diphtheria.....	330	8	2	5	1
	Male.....	356	15	1	7	
	Female.....					
11a	Influenza (with pulmonary complications).....	2,241	76	11	23	5
11b	Influenza (other and unspecified).....	2,130	88	4	12	1
	Male.....	1,420	52	4	1	1
	Female.....	1,567	55		2	
13	Mumps.....	6				
	Male.....	7				
	Female.....	7				
15	Cholera nostras.....	11				
	Male.....	12				
	Female.....					
16	Dysentery.....	434	6	1	2	
	Male.....	397	12			
19	Spirochetal hemorrhagic jaundice.....	3				
	Male.....	1				
	Female.....	2				
20	Leprosy.....	74		2		
	Male.....	71		2	6	1
	Female.....	49	3			
22	Acute anterior poliomyelitis.....	54	3	1	1	
	Male.....	47	5		1	
23	Lethargic encephalitis.....	42	1		1	
	Male.....	170	18	4	2	2
	Female.....	84	5	1	1	
24	Meningococcus meningitis.....	19	1		1	
25	Other epidemic and endemic diseases.....	16	1			
	Male.....	3				
	Female.....	13				
28	Rabies.....	3				
	Male.....	269		2	2	1
	Female.....	117	1			
29	Tetanus.....	50				
30	Mycoses.....	28				
	Male.....	10,390	469	225	134	73
	Female.....	10,797	462	21	74	3
31	Tuberculosis (all forms).....	9,239	402	197	110	64
	Male.....	8,772	412	14	58	3
	Female.....	265	24	11	14	3
32	Of the respiratory system.....	236	30	4	5	
	Male.....	331	20	6	2	2
	Female.....	360	8	1	8	
33	Of the meninges, central nervous system.....	108	3	2	1	1
	Male.....	68				
	Female.....	36	1			
34	Of the intestines, peritoneum.....	118	13	1	4	1
	Male.....	85	3			
	Female.....	255	4	4	3	2
35	Of the vertebral column.....	228	8	1	2	
	Male.....	38	2	2		
	Female.....	24	1		1	
36	Of the joints.....	2,654	24	27	8	2
	Male.....	1,649	22	1		
	Female.....	6				
37a	Of other organs.....	75				
	Male.....	290	1			
	Female.....	75	4		2	
37b	Disseminated (acute).....	67	5			
	Male.....	1				
	Female.....	4				
38	Disseminated (chronic or unspecified).....	2,654	24	27	8	2
	Male.....	1,649	22	1		
	Female.....	6				
39	Syphilis.....	75				

145

TABLE 7 A.—DEATHS (EXCLUSIVE OF STILLBIRTHS) OF NEGROES, INDIANS, CHINESE, JAPANESE, AND OTHER COLORED, FROM EACH CAUSE BY SEX, IN THE REGISTRATION STATES (INCLUDING DISTRICT OF COLUMBIA): 1928—Continued

List No.	CAUSE OF DEATH AND SEX	Negro	Indian	Chinese	Japanese	Other colored	List No.	CAUSE OF DEATH AND SEX	Negro	Indian	Chinese	Japanese	Other colored
	III.—Diseases of the nervous system and of the organs of special sense—Contd.							V.—Diseases of the respiratory system—Continued.					
74b	Cerebral embolism and thrombosis.....	M 86 F 132		1			105	Asthma.....	M 156 F 156			3	1
75	Paralysis without specified cause.....	M 764 F 801	3	4			106	Pulmonary emphysema.....	M 12 F 12	4	1		
76	General paralysis of the insane.....	M 682 F 237	1	8	6	1	107	Other diseases of the respiratory system (tuberculosis excepted).....	M 130 F 86	3	2	2	1
77	Other forms of mental alienation.....	M 99 F 132	1	1				VI.—Diseases of the digestive system:					
								Male.....	6,634	196	69	62	18
78	Epilepsy.....	M 354 F 184	9	1	1			Female.....	5,912	195	8	38	3
79	Convulsions (nonpuerperal; 5 years and over).....	M 21 F 20					108	Diseases of the mouth and annexe.....	M 75 F 61	1	2	1	
80	Infantile convulsions (under 5 years).....	M 199 F 125	1	2			109b	Other diseases of the pharynx, tonsils.....	M 200 F 265	6	2	1	
81	Chorea.....	M 1 F 8	9				110	Diseases of the esophagus.....	M 12 F 3	6	1	1	
82	Neuralgia and neuritis.....	M 21 F 20					111a	Ulcer of the stomach.....	M 267 F 223	6	8	8	1
83	Softening of the brain.....	M 22 F 22					111b	Ulcer of the duodenum.....	M 79 F 24	1	4	1	
84	Other diseases of the nervous system.....	M 153 F 153	2	4	1	1	112	Other diseases of the stomach (cancer excepted).....	M 723 F 781	21	4	1	
85	Diseases of the eye and annexe.....	M 9 F 3					113	Diarrhea and enteritis (under 2 years).....	M 2,154 F 1,762	83	5	9	3
86a	Diseases of the ear.....	M 77 F 78	4	1	4		114	Diarrhea and enteritis (2 years and over).....	M 557 F 546	29	3	8	1
86b	Diseases of the mastoid process.....	M 45 F 42	2		1		115	Ankylostomiasis.....	M 4 F 1				
	IV.—Diseases of the circulatory system:						116	Diseases due to other intestinal parasites.....	M 17 F 18				1
	Male.....	13,624	126	223	47	12	117	Appendicitis and typhlitis.....	M 906 F 631	21	13	14	4
	Female.....	12,264	140	20	12	2	118a	Hernia.....	M 273 F 109	3	6	1	
87	Pericarditis.....	M 101 F 66	1		2		118b	Intestinal obstruction.....	M 479 F 564	6	4	8	1
88	Endocarditis and myocarditis (acute).....	M 723 F 450	4	4	2	2				12	5		
89	Angina pectoris.....	M 375 F 375	6	6		1	119	Other diseases of the intestines.....	M 105 F 128	4	1	1	
90	Other diseases of the heart.....	M 11,138 F 10,178	104	182	32	8	120	Acute yellow atrophy of the liver.....	M 18 F 36	2	1		
91a	Aneurysm.....	M 315 F 138		4	3		121	Hydatid tumor of the liver.....	M 1 F 1				
91b,c	Other diseases of the arteries.....	M 724 F 598	7	20	4		122	Cirrhosis of the liver.....	M 410 F 270	3	13	5	1
92	Embolism and thrombosis (not cerebral).....	M 97 F 63	2	4	2	1	123	Biliary calculi.....	M 26 F 69	4	1	1	1
93	Diseases of the veins.....	M 18 F 31		2			124	Other diseases of the liver.....	M 199 F 236	5	3	2	
94	Diseases of the lymphatic system.....	M 22 F 8	1		2		125	Diseases of the pancreas.....	M 13 F 17	1		1	
95	Hemorrhage without specified cause.....	M 28 F 22					126	Peritonitis without specified cause.....	M 117 F 166	2		2	1
96	Other diseases of the circulatory system.....	M 82 F 62	1	1			127	Other diseases of the digestive system (cancer and tuberculosis excepted).....	M 1 F 1				
	V.—Diseases of the respiratory system:							VII.—Nonvenereal diseases of the genito-urinary system and annexe:					
	Male.....	10,986	278	101	104	13		Male.....	9,424	81	115	21	2
	Female.....	8,181	269	24	40	5		Female.....	8,618	64	5	14	3
97a	Diseases of the nasal fossae.....	M 90 F 35	4				128	Acute nephritis (including unspecified under 10 years).....	M 801 F 700	10	5	4	
97b	Diseases of the nasal fossae and annexe.....	M 40 F 20	1				129	Chronic nephritis (including unspecified 10 years and over).....	M 7,506 F 6,425	54	103	14	2
98	Diseases of the larynx.....	M 33 F 25	2		1		131	Other diseases of the kidneys and annexe.....	M 232 F 201	48	3	6	2
99a	Acute bronchitis.....	M 122 F 111	7	3	5		132	Calculi of the urinary passages.....	M 28 F 12			1	
99b	Chronic bronchitis.....	M 62 F 69	3	1	1		133	Diseases of the bladder.....	M 134 F 24	4	1	1	
99c,d	Bronchitis (unspecified).....	M 119 F 119	2	1			134	Diseases of the urethra, etc.....	M 158 F 2	1	1		
100a	Broncho-pneumonia.....	M 3,094 F 2,684	98	28	35	4	135	Diseases of the prostate.....	M 545 F 10	13	3	1	
100b	Capillary bronchitis.....	M 73 F 59	1	12	25	2	136	Nonvenereal diseases of the male genital organs.....	M 20 F 88	1			
101a	Lobar pneumonia.....	M 5,837 F 3,691	100	61	52	9	137	Cysts, other benign tumors of the ovary.....	M 88 F 452	2		1	
101b	Pneumonia (unspecified).....	M 974 F 845	52	8	1	3	138	Salpingitis and pelvic abscess (female).....	M 452 F 452	3	1	2	
102	Pleurisy.....	M 194 F 165	4	3	3		139	Benign tumors of the uterus.....	M 549 F 22	1		1	1
103	Congestion and hemorrhagic infarct of the lung.....	M 41 F 48	1				140	Nonpuerperal uterine hemorrhage.....	M 140 F 3				
104	Gangrene of the lung.....	M 9 F 6	1				141	Other diseases of the female genital organs.....	M 140 F 3			1	
							142	Nonpuerperal diseases of the breast (cancer excepted).....	M 3 F 3				

List No.	CAUSE OF DEATH AND SEX	Negro	Indian	Chinese	Japanese	Other colored
	VIII.—The puerperal state.....	2,936	67	10	22	2
143	Accidents of pregnancy..... F.....	249	8	4	4	1
144	Puerperal hemorrhage..... F.....	232	7	4	3	1
145	Other accidents of labor..... F.....	408	11	2	1	1
146	Puerperal septicemia..... F.....	1,022	25	3	8	1
147	Puerpera phlegmasia alba dolens, embolus, etc..... F.....	62	2	1		
148	Puerperal albuminuria and convulsions..... F.....	955	14		6	
149	Following childbirth (undefined)..... F.....	7				
150	Puerperal diseases of the breast..... F.....	1				
	IX.—Diseases of the skin and of the cellular tissue:					
	Male.....	225	6	3	1	1
	Female.....	193	11		1	
151	Gangrene..... (M).....	96		1		
 (F).....	96	1			
152	Furuncle..... (M).....	21	3	1		1
 (F).....	19	5			
153	Acute abscess..... (M).....	59	1	1	1	
 (F).....	49	2			
154	Other diseases of the skin and annexa..... (M).....	49	2			
 (F).....	38	3		1	
	X.—Diseases of the bones and of the organs of locomotion:					
	Male.....	97	3	3		
	Female.....	57				
155	Diseases of the bones (tuberculosis excepted)..... (M).....	80	2	2		
 (F).....	36				
156	Diseases of the joints (tuberculosis and rheumatism excepted)..... (M).....	15	1	1		
 (F).....	18	2			
157	Amputations..... (M).....	1				
 (F).....	1				
158	Other diseases of the organs of locomotion..... (M).....	1				
 (F).....	2				
	XI.—Malformations:					
	Male.....	388	12	3	13	
	Female.....	264	9	5	4	1
159a	Congenital hydrocephalus..... (M).....	70	2			
 (F).....	52	2			
159b	Congenital malformations of the heart..... (M).....	177	4	2	10	
 (F).....	130	2	1	3	1
159c	Other congenital malformations..... (M).....	141	6	1	3	
 (F).....	82	5	4	1	
	XII.—Early infancy:					
	Male.....	4,249	92	19	46	2
	Female.....	3,381	69	8	25	2
160	Congenital debility, icterus, sclerema..... (M).....	766	23	2	2	
 (F).....	589	15	2	2	
161a	Premature birth..... (M).....	2,685	48	12	32	1
 (F).....	2,246	31	3	16	1
161b	Injury at birth..... (M).....	419	14	3	6	1
 (F).....	289	9	2	2	1
162	Other diseases peculiar to early infancy..... (M).....	359	7	2	6	
 (F).....	240	12		5	
163	Lack of care..... (M).....	20				
 (F).....	17	2	1		
164	XIII.—Old age (senility):					
	Male.....	1,253	31	12		
	Female.....	1,329	52			
	XIV.—External causes:					
	Male.....	10,793	207	129	144	23
	Female.....	3,454	93	9	43	2
	Suicide..... (M).....	325	14	35	33	2
 (F).....	120	7	1	7	2
165	By poisons (gas or corrosives excepted)..... (M).....	14	3			
 (F).....	4	2			
166	By corrosive substances..... (M).....	24			1	
 (F).....	39	2		1	
167	By poisonous gas..... (M).....	25			3	
 (F).....	13	1		1	
168	By hanging or strangulation..... (M).....	25		15	13	1
 (F).....	9	1	1	3	1
169	By drowning..... (M).....	19		3	3	
 (F).....	11				
170	By firearms..... (M).....	164	9	14	10	1
 (F).....	25			1	
171	By cutting or piercing instruments..... (M).....	27	1	3	1	
 (F).....	5	1		1	
172	By jumping from high places..... (M).....	15	1		2	
 (F).....	8				
	XIV.—External causes—Contd.			</		

Abbreviate
Causes to refer
to full titles in
1A

Urban Rural

2 to 4
years

CAUSES OF DEATH, BY AGE

147

TABLE 8.—DEATHS (EXCLUSIVE OF STILLBIRTHS) FROM EACH CAUSE, BY AGE, IN THE REGISTRATION AREA AND EACH REGISTRATION STATE: 1928

List No.	CAUSE OF DEATH	All deaths	Under 1 year	1 year	2 years	3 years	4 years	5 to 9 years	10 to 14 years	15 to 19 years	20 to 24 years	25 to 29 years	30 to 34 years	35 to 39 years	40 to 44 years	45 to 49 years	50 to 54 years	55 to 59 years	60 to 64 years	65 to 69 years	70 years and over	Age unknown
THE REGISTRATION AREA IN CONTINENTAL UNITED STATES																						
	All causes.....	1,378,675	155,858	29,179	14,006	9,519	7,528	25,245	19,494	33,226	43,445	44,062	46,454	118,972	153,078	191,043	236,133	248,973	2,460			
	I.—Epidemic, endemic, and infectious diseases.....	201,612	18,286	9,654	5,247	3,704	2,864	8,722	5,507	11,504	16,081	14,878	13,189	25,620	20,900	16,080	14,462	14,506	408			
1	Typhoid and paratyphoid fever.....	5,620	43	42	55	68	74	414	590	931	870	574	370	644	456	266	165	41	17			
2	Typhus fever.....	16							1					1	7	4	2	1				
3	Relapsing fever (spirillum obermeieri).....																					
4	Malta fever.....	11						1	2						2	2						
5	Malaria.....	4,167	323	210	159	109	103	438	227	245	254	173	164	347	432	307	329	318	34			
6	Smallpox.....	131	27	8	1	1	2	8	3	5	4	6	5	9	12	11	10	19				
7	Measles.....	6,146	1,486	1,728	684	337	248	685	212	189	99	78	57	113	86	47	49	40	8			
8	Scarlet fever.....	2,229	116	196	214	247	200	607	207	114	85	79	52	71	22	10	4	4	1			
9	Whooping cough.....	6,234	3,552	1,571	506	241	120	198	22	10			1	2		3	3	3	1			
10	Diphtheria.....	8,263	602	1,133	1,133	1,112	913	2,290	435	118	89	56	67	110	60	52	22	12	9			
11a	Influenza (with pulmonary complications).....	33,188	3,989	1,684	731	443	305	819	567	1,102	1,146	1,066	1,254	3,303	3,271	3,201	4,461	5,780	66			
11b	Influenza (other and unspecified).....	18,553	2,302	658	410	244	175	601	397	523	511	480	525	1,329	1,431	1,564	2,406	4,948	49			
12	Miliary fever.....																					
13	Mumps.....	119	17	4	8	8	3	12	4	6	5	7	2	6	5	8	16	8				
14	Asiatic cholera.....																					
15	Cholera nostras.....	123	30	8	7	3		4	2		2	1	1	5	6	11	13	29	1			
16	Dysentery.....	3,215	808	541	192	86	34	86	24	32	46	40	47	104	143	180	321	524	7			
17	Plague.....	2							1													
18	Yellow fever.....	52	6			1	1	3	3	1	3	4	3	8	5	4	4	6				
19	Spirochetal hemorrhagic jaundice.....																					
20	Leprosy.....	21																				
21	Erysipelas.....	2,724	741	71	18	16	4	20	30	34	48	55	72	217	307	383	378	327	3			
22	Acute anterior poliomyelitis.....	1,381	133	150	113	81	81	318	213	130	48	38	21	26	12	11	5	1				
23	Lethargic encephalitis.....	1,373	43	50	23	25	29	97	45	86	77	86	81	184	246	178	86	36	1			
24	Meningococcus meningitis.....	2,923	390	201	154	129	108	413	320	374	208	129	91	192	132	65	13	4				
25	Other epidemic and endemic diseases.....	298	81	45	21	13	12	20	10	13	6	4	5	19	16	13	15	5				
26	Glanders.....																					
27	Anthrax.....	18							1		2		3	5	5	2						
28	Rabies.....	107				5	11	21	26	3	3	2	5	10	7	7						
29	Tetanus.....	1,489	243	15	25	27	35	276	235	94	68	51	53	119	96	80	53	17	2			
30	Mycoses.....	247	82	12	1	3		4	4	7	10	9	15	25	26	31	9					
31	Tuberculosis (all forms).....	90,659	1,245	1,159	672	457	358	1,259	1,779	7,093	11,793	11,126	9,431	16,599	11,996	8,118	5,306	2,102	166			
32	Of the respiratory system.....	80,285	464	415	232	144	101	537	1,278	6,300	10,911	10,349	8,776	15,456	11,060	7,455	4,788	1,866	153			
33	Of the meninges, central nervous system.....	3,446	546	567	317	210	162	439	211	221	178	139	110	178	98	42	20	7	1			
34	Of the intestines, peritoneum.....	2,740	60	50	29	27	30	109	96	244	316	260	200	372	370	254	224	94	5			
35	Of the vertebral column.....	940	13	4	15	18	18	61	57	67	77	91	77	132	130	86	58	35	1			
36	Of the joints.....	308	5	3	1	1	2	13	21	34	41	21	21	37	40	36	36	15	1			
37a	Of other organs.....	1,240	34	23	15	13	10	27	48	69	81	91	115	207	163	156	117	70	1			
37b	Disseminated (acute).....	1,440	114	91	58	40	32	69	62	140	175	149	110	174	104	68	39	11	4			
	Disseminated (chronic or unspecified).....	260	9	6	5	4	3	4	6	18	34	26	22	43	31	21	24	4				
38	Syphilis.....	10,013	1,838	129	40	33	26	68	75	203	441	551	677	1,817	1,897	1,336	668	179	35			
39	Soft chancre.....	9								1		2		1								
40	Gonococcus infection.....	1,019	41	1	1	1		3	6	118	178	199	124	220	81	30	10	4	2			
41	Purulent infection, septicemia.....	1,233	145	36	24	13	21	59	66	71	79	57	57	130	132	146	104	87	6			
42	Other infectious diseases.....	29	3	1	1	1		3		1	2	5	1	2	2	3	4					
	II.—General diseases not included in Class I.....	165,698	3,077	622	436	348	293	1,259	1,379	1,765	2,212	2,768	4,139	15,620	28,014	38,778	40,594	24,186	208			
	Cancer and other malignant tumors.....	109,770	77	74	99	88	71	253	220	404	543	952	1,903	9,386	19,435	27,680	29,690	18,791	104			
43	Of the buccal cavity.....	3,555			3	2	1	15	10	5	12	21	20	172	546	893	1,046	803	6			
44	Of the stomach, liver.....	38,128	14	7	6	5	7	20	16	38	61	131	338	2,002	5,769	10,145	12,343	7,183	43			
45	Of the peritoneum, intestines, rectum.....	16,130	9	5	4	10	8	30	18	36	77	157	297	1,258	2,518	4,131	4,603	2,960	9			
46	Of the female genital organs.....	15,839	1	1	2	1	2	6	8	36	104	236	542	2,760	4,216	3,856	2,792	1,256	20			
47	Of the breast.....	10,056	1				1	1	2	6	18	63	238	1,355	2,527	2,656	1,905	1,273	10			
48	Of the skin.....	3,020	4	4	3	4	3	6	7	9	11	11	29	113	235	445	810	1,325	1			
49	Of other or unspecified organs.....	23,042	48	57	81	66	49	175	159	274	260	333	439	1,726	3,624	5,554	6,191	3,991	15			
50	Tumors, benign and unqualified (tumors of the female genital organs excepted).....	825	25	18	8	8	7	14	11	15	27	23	40	108	129	142	146	101	3			
51	Acute rheumatic fever.....	2,849	18	12	24	49	43	310	401	236	167	141	111	268	251	281	283	250	4			
52	Chronic rheumatism, osteoarthritis, gout.....	1,475					2	7	9	16	28	21	35	84	143	250	422	458				
53	Scurvy.....	54	23	12	2		1	3		3	1	2										
54	Pellagra.....	6,969	20	22	12	10	14	60	61	247	460	542	558	1,316	1,280	1,001	859	455	52			
55	Beriberi.....	4	2					1														
56	Rickets.....	434	275	102	32	5	7	11	2													
57	Diabetes mellitus.....	21,747	13	28	31	32	39	230	358	359	348	332	378									

CAUSES OF DEATH, BY AGE

149

TABLE 8.—DEATHS (EXCLUSIVE OF STILLBIRTHS) FROM EACH CAUSE, BY AGE, IN THE REGISTRATION AREA AND EACH REGISTRATION STATE: 1928—Continued

List No.	CAUSE OF DEATH	All deaths	Under 1 year	1 year	2 years	3 years	4 years	5 to 9 years	10 to 14 years	15 to 19 years	20 to 24 years	25 to 29 years	30 to 34 years	35 to 39 years	40 to 44 years	45 to 49 years	50 to 54 years	55 to 59 years	60 to 64 years	65 to 69 years	70 years and over	Age unknown
THE REGISTRATION AREA IN CONTINENTAL UNITED STATES—Continued																						
	VII.—Nonvenereal diseases of the genito-urinary system and annexa	126,321	672	238	186	152	103	568	578	1,033	1,692	2,117	3,087	10,353	16,200	23,154	32,524	33,944	220			
128	Acute nephritis (including unspecified under 10 years)	5,512	328	132	105	105	51	271	163	201	245	246	323	737	838	657	547	544	19			
129	Chronic nephritis (including unspecified 10 years and over)	103,301	14	24	34	22	30	214	358	571	900	1,177	1,761	6,949	12,997	20,225	28,404	29,450	171			
130	Chyluria																					
131	Other diseases of the kidneys and annexa	3,313	269	76	45	23	21	71	40	82	107	105	147	380	433	487	526	497	4			
132	Calculi of the urinary passages	889	1	1	1	1	1	1	2	11	13	30	41	132	162	206	180	109	1			
133	Diseases of the bladder	908	8	1	1	1	1	5	1	3	13	12	18	32	68	108	188	449	1			
134	Diseases of the urethra, etc.	442	5	1	1	1	1	1	1	1	12	11	24	82	113	85	66	41	1			
135	Diseases of the prostate	6,264	5	1	1	1	1	1	1	1	2	8	17	41	234	935	2,329	2,691	7			
136	Nonvenereal diseases of the male genital organs	111	39	4	1	1	1	2	1	22	45	63	86	194	159	104	90	65	1			
137	Cysts, other benign tumors of the ovary	832	1	1	1	1	1	2	1	7	103	262	292	334	578	220	60	31	10	7		
138	Salpingitis and pelvic abscess (female)	1,905	1	1	1	1	1	1	1	1	10	21	71	222	971	760	159	91	67	6		
139	Benign tumors of the uterus	2,378	70	1	1	1	1	1	1	1	5	9	7	5	24	16	2	1	1			
140	Nonpuerperal uterine hemorrhage	70	1	1	1	1	1	1	1	1	1	1	1	1	1	1	1	1	1			
141	Other diseases of the female genital organs	877	1	1	1	1	1	1	5	25	60	87	106	218	181	118	57	17	2			
142	Nonpuerperal diseases of the breast (cancer excepted)	19	7	1	1	1	1	1	1	1	1	1	1	1	1	1	1	1	1			
	VIII.—The puerperal state	15,691							62	1,939	3,253	3,287	3,018	3,930	164				38			
143	Accidents of pregnancy	1,596							3	124	246	378	368	451	23				3			
144	Puerperal hemorrhage	1,621							4	83	233	309	368	593	24				7			
145	Other accidents of labor	1,930							3	194	328	427	380	573	22				3			
146	Puerperal septicemia	5,692							21	727	1,375	1,272	1,085	1,151	48				13			
147	Puerperal phlegmasia alba dolens, embolus, etc.	638							1	37	112	144	140	196	8							
148	Puerperal albuminuria and convulsions	4,154							30	771	947	743	663	949	39				12			
149	Following childbirth (undefined)	49								3	9	12	10	15								
150	Puerperal diseases of the breast	11									3	2	4	2								
	IX.—Diseases of the skin and of the cellular tissue	3,435	452	43	25	21	16	57	67	92	103	118	111	246	332	364	479	903	6			
151	Gangrene	1,274	16	7	7	5	4	10	4	6	3	14	18	37	85	116	260	680	2			
152	Furuncle	633	53	4	4	1	1	7	25	38	43	39	37	80	84	97	67	52	1			
153	Acute abscess	781	142	16	10	11	8	30	29	26	38	46	34	88	101	80	75	45	2			
154	Other diseases of the skin and annexa	747	241	16	8	3	10	9	22	19	19	22	41	62	71	77	126	1				
	X.—Diseases of the bones and of the organs of locomotion	1,534	75	44	35	38	31	190	202	114	62	49	62	134	127	142	125	102	2			
155	Diseases of the bones (tuberculosis excepted)	1,236	51	40	32	34	28	171	173	94	48	43	48	103	92	110	90	78	1			
156	Diseases of the joints (tuberculosis and rheumatism excepted)	250	20	4	3	4	2	19	25	19	13	6	14	29	30	25	23	13	1			
157	Amputations	4														1	2	1				
158	Other diseases of the organs of locomotion	44	4				1		4	1	1			2	5	6	11	9				
	XI.—Malformations	13,537	12,205	437	166	102	74	218	114	101	40	22	12	28	9	9						
159a	Congenital hydrocephalus	1,513	1,131	137	55	35	25	66	30	20	4	3		5	2							
159b	Congenital malformations of the heart	7,408	6,773	193	67	46	27	109	57	64	30	15	9	10	6	2						
159c	Other congenital malformations	4,616	4,301	107	44	21	22	43	27	17	6	4	3	13	1	7						
	XII.—Early infancy	61,622	61,622																			
160	Congenital debility, icterus, sclerema	6,695	6,695																			
161a	Premature birth	39,745	39,745																			
161b	Injury at birth	10,688	10,688																			
162	Other diseases peculiar to early infancy	4,367	4,367																			
163	Lack of care	127	127																			
164	XIII.—Old age (senility)	13,216														23	193	1,560	11,401	39		
	XIV.—External causes	116,328	2,363	1,786	1,516	1,538	1,438	5,342	4,171	6,979	9,077	8,542	7,971	16,713	15,382	12,159	10,105	10,772	474			
	Suicide	15,566							41	454	943	1,174	1,259	3,068	3,460	2,705	1,755	655	32			
165	By poisons (gas or corrosives excepted)	937							4	52	97	93	70	184	188	146	80	20	3			
166	By corrosive substances	1,601							6	88	199	216	192	335	299	146	101	18	1			
167	By poisonous gas	2,330							3	41	103	163	211	476	567	442	248	75	1			
168	By hanging or strangulation	2,868							11	50	82	124	180	559	673	565	407	209	8			
169	By drowning	761							1	14	33	36	61	146	177	151	98	42	2			
170	By firearms	5,437							14	197	366	453	430	1,009	1,160	956	622	217	13			
171	By cutting or piercing instruments	856							2	2	19	33	47	182	224	174	124	46	3			
172	By jumping from high places	509							5	27	38	51	132	110	81	45	19	1				
173	By crushing	139							3	6	13	8	40	28	23	13	5					
174	By other means	128							2	11	5	9	25	34	21	17	4					
	Homicide	10,050	138	18	15	14	13	66	95	653	1,584	1,728	1,463	2,312	1,142	512	181	52	64			
197	By firearms	6,857	4	5	3	5	4	29	65	428	1,107	1,237	1,052	1,644	776	332	111	16	39			
198	By cutting or piercing instruments	1,465	4	1	1	1	1	7	14	121	266	265	244	329	141	41	15	3	11			
199	By other means	1,728	130	12	11	8	8	30	16	104	211	226	167	339	225	139	55	33	14			
	Accidental, other, or undefined	90,712	2,225	1,768	1,501	1,524	1,425	5,276	4,035	5,872	6,550	5,640	5,249	11,313	10,780	8,942	8,169	10,065	378			
175	Poisoning by food	843	104	62	36	23	35	56	24	35	26	30	42	95	76	81	63	51	4			
176	Poisoning by venomous animals	97	12	5	4	3	2	8	10	4	5	4	2	8	7	13	4	6				
177	Other acute poisonings (gas excepted)	1,781	63	268	135	72	53	57	22	44	98	112	108	266	256	134	70	25	3			

151

List No.	CAUSE OF DEATH	All deaths	Under 1 year	1 year	2 years	3 years	4 years	5 to 9 years	10 to 14 years	15 to 19 years	20 to 24 years	25 to 29 years	30 to 34 years	35 to 44 years	45 to 54 years	55 to 64 years	65 to 74 years	75 years and over	Age unknown
ALABAMA—Continued																			
	I.—Epidemic, endemic, and infectious diseases—Continued.																		
	Tuberculosis (all forms).....	W 858 C 1,474	10 8	11 15	4 11	1 5	5 6	7 17	8 42	41 149	88 295	92 225	81 225	142 247	127 139	108 93	92 84	39 8	2 6
31	Of the respiratory system.....	W 763 C 1,365	2 4	5 7	14 7	15 7	2 1	2 11	2 36	5 140	35 281	83 207	76 216	134 283	118 132	59 52	24 22	33 8	6 5
32	Of the meninges, central nervous system.....	W 25 C 36	5 3	3 5	3 3	3 3	1 1	4 4	2 3	2 2	2 2	1 3	3 4	5 3	7 3	1 1	6 1	3 1	1 1
33	Of the intestines, peritoneum.....	W 6 C 10	1 1					1 1				2 2	1 1	4 4					
34	Of the vertebral column.....	W 1 C 5							1 1		1 1		2 2						
35	Of the joints.....	W 12 C 13		1 1					1 1	1 1	1 1	2 2	1 1	1 2	1 2	3 1		2 1	
36	Of other organs.....	W 12 C 22	1 2		1 1			1 1	1 1		1 1	3 7	1 1	2 7	1 1				
37a	Disseminated (acute).....	W 3 C 64		1 14		1 5			1 3	1 6	1 7	2 30	4 28	9 81	10 62	13 27	5 8	3 5	2 2
37b	Disseminated (chronic or unspecified).....	W 10 C 28		1 1							2 6	4 4	3 3	10 4	2 4				
38	Syphilis.....	W 11 C 12			2 1				2 1		1 1					3 1		1 1	
40	Gonococcus infection.....	W 1 C 1						1 1							1 1				
41	Purulent infection, septicemia.....	W 3 C 64		1 14		1 5			1 3	1 6	1 7	2 30	4 28	9 81	10 62	13 27	5 8	3 5	2 2
42	Other infectious diseases.....	W 10 C 28		1 1							2 6	4 4	3 3	10 4	2 4				
	II.—General diseases not/White included in Class I./Colored	1,566 1,104	40 18	12 4	8 1	4	6 1	21 13	26 13	22 31	28 61	32 77	46 71	195 206	270 247	262 154	373 126	217 71	4 10
	Cancer and other malignant tumors.....	W 891 C 443	3 4	2 12	3 12	3 12	1 12	8 3	3 10	10 3	13 7	17 20	28 28	89 102	166 115	163 66	255 64	142 34	4 4
43	Of the buccal cavity.....	W 40 C 12										1 2	1 1	1 3	8 7	7 11	11 11	3 3	
44	Of the stomach, liver.....	W 246 C 92	2 2	1 1					2 2		2 1	3 3	6 9	17 9	41 14	47 20	93 28	41 14	2 2
45	Of the peritoneum, intestines, rectum.....	W 95 C 34		1 1				1 1			1 1	3 3	2 2	3 12	9 7	14 2	28 5	14 1	
46	Of the female genital organs.....	W 178 C 173							1 1		2 3	4 7	7 12	35 43	48 50	34 29	38 22	9 5	2 2
47	Of the breast.....	W 71 C 56									1 1	2 3	12 16	13 13	15 2	13 14	10 6	1 6	
48	Of the skin.....	W 66 C 7					1 1					1 1	4 1	6 2	5 3	22 3	27 1	1 1	
49	Of other or unspecified organs.....	W 195 C 69	1 1		3 3	3 3	1 1	7 2	2 2	3 3	5 1	5 5	3 14	10 17	31 11	35 11	50 12	30 7	
50	Tumors, benign and unqualified (tumors of the female genital organs excepted).....	W 6 C 9																	

CAUSES OF DEATH, BY AGE

153

TABLE 8.—DEATHS (EXCLUSIVE OF STILLBIRTHS) FROM EACH CAUSE, BY AGE, IN THE REGISTRATION AREA AND EACH REGISTRATION STATE: 1928—Continued

List No.	CAUSE OF DEATH	All deaths	Under 1 year	1 year	2 years	3 years	4 years	5 to 9 years	10 to 14 years	15 to 19 years	20 to 24 years	25 to 29 years	30 to 34 years	35 to 44 years	45 to 54 years	55 to 64 years	65 to 74 years	75 years and over	Age unknown
ALABAMA—Continued																			
	VI.—Diseases of the digestive system—White.....	1,563	362	301	72	29	18	49	35	42	44	35	52	87	107	110	101	119	
	Colored.....	914	215	103	29	13	4	18	25	24	45	35	32	103	111	79	42	34	2
108	Diseases of the mouth and an- W	11								1	2	1	2	1	2		2		
	nexa..... C	18	2	1	2					1	1	2	1	2		2		1	
109b	Other diseases of the pharynx, W	49	3	5	3	3	3	8	2		4	5	2	3	3		1	3	
	tonsils..... C	20	2	2		1		1	3	3	3			1	1				
110	Diseases of the esophagus..... W	2														1			
111a	Ulcer of the stomach..... W	64							1	1	1	3	7	10	13	10	12	6	
 C	33								1	3	1	3	9	6	4	3	3	
111b	Ulcer of the duodenum..... W	24								1	2	1	2	8	4	2	3	1	
 C	4												2				1	
112	Other diseases of the stomach W	81	13	5	2	1		3		1	1	2	3	7	5	10	7	21	
	(cancer excepted)..... C	143	19	4	4			2	1		6	2	4	21	29	27	12	11	1
113	Diarrhea and enteritis (under 2 W	610	327	283															
	years)..... C	275	182	93															
114	Diarrhea and enteritis (2 years W	174			59	20	8	15	2	3	1	2	1	2	1	7	16	37	
	and over)..... C	80			23	10	3	7	4		4	1	1	5	6	7	6	4	
115	Ankylostomiasis..... W	7		1				3		3									
 C	1						1											
116	Diseases due to other intestinal W	1			1			1											
	parasites..... C	3		1		1		1											
117	Appendicitis and typhlitis..... W	219			1	2	2	13	29	29	25	13	19	23	28	18	13	4	
 C	120					1	6	10	12	18	9	10	18	23	6	6		1
118a	Hernia..... W	29											1	2	3	7	7	9	
 C	21								1	2			4	4	4	2	4	
118b	Intestinal obstruction..... W	85	16	4	4	1	2	3	1	1	3	5	9	10	11	9	4	4	
 C	81	6	2				1	4	4	5	7	4	17	9	12	6	4	
119	Other diseases of the intestines W	18					1				1	1	1	1	3	3	3	6	
 C	12	2											1	2	1			
120	Acute yellow atrophy of the liver W	3							1					1				2	
 C	2												1					
122	Cirrhosis of the liver..... W	64		1			1	1						1	13	18	19	10	
 C	38									2		2	5	15	10	1	3	
123	Biliary calculi..... W	30									1		1	4	10	5	4	5	
 C	7									1		1	1	3	1			
124	Other diseases of the liver..... W	69	1	2	1	1	1		1	1	1	1	4	11	8	17	2	11	
 C	30							1	1	2	2	2	9	7	2	2	2	
125	Diseases of the pancreas..... W	5									1			1	1	2	1		
 C	7												1	3	1		1	
126	Peritonitis without specified W	18	2		1	1		2		1	2	1	1	3	5	3			
	cause..... C	19	2			1						3	2	5	2	5	1		
	VII.—Nonvenereal dis- White.....	1,460	10	5	5	4	2	5	4	12	14	17	24	85	154	216	440	458	
	eases of the gen- ito-urinary sys- tem and annexa..... Colored.....	1,317	3	5	4	1	1	10	8	11	32	42	63	200	269	253	220	192	5
128	Acute nephritis (including un- W	61	3	3	4	3	1	3	1	2		2	2	7	11	8	4	7	
	specified under 10 years)..... C	98	2	4	4	1	1	8	1	5	4	7	9	15	17	12	5	3	
129	Chronic nephritis (including un- W	1,218							2	7	10	12	51	129	190	394	410		
	specified 10 years and over)..... C	1,012		1				1	5	3	17	26	30	137	219	192	157	4	
131	Other diseases of the kidneys and W	51	7	2		1		1	1	2		1	2	6	1	1	14	10	
	annexa..... C	38	1					2	1			1	3	5	5	1	8		
132	Calculi of the urinary passages..... W	7									1			1	1				
 C	4												1	1				
133	Diseases of the bladder..... W	14											1	1	1	4	6	3	
 C	4												1	1	1	4	5	
134	Diseases of the urethra, etc..... W	15									1			2	3	2	1		
 C	54											1	6	1				
135	Diseases of the prostate..... W	51										2	1	1	9	9	13	17	
 C	6			1						1			1			1	2	
137	Cysts, other benign tumors of the W	14								1									
	ovary..... C	2																	
138	Salpingitis and pelvic abscess (fe- W	16									2	6	3	7	14	1	1		
	male)..... C	35												6	5	2			
139	Benign tumors of the uterus..... W	15											1	1	1	1	1		
 C	36											10	18	6	1		1	
140	Nonpuerperal uterine hemor- W	3									2			1					
	rhage..... C	3												1					
141	Other diseases of the female geni- W	11										2	1	5	4				
	tal organs..... C	9							1		2	1	1	3	2	1			
	VIII.—The puerperal/White.....	312							5	46	69	67	43	85	2				
	state..... Colored.....	287								60	74	62	33	52	1				
143	Accidents of pregnancy..... W	22								3	2	6	6	5					
 C	21							2	6	1	7	4	1					
144	Puerperal hemorrhage..... W	34								1	9	7	5	12					
 C	19								3	3	6		7					
145	Other accidents of labor..... W	37								1	10	8	6	12					
 C	44								8	9	11	3	13					
146	Puerperal septicemia..... W	97								13	26	19	13	24	2				
 C	85							2	15	29	20	9	9	1				
147	Puerperal phlegmasia alba dolens, W	5									3	1	1	1					
	embolus, etc..... C	10								2		3	2	3					
148	Puerperal albuminuria and con- W	115								28	18	25	13	31					
	vulsions..... C	108							1	26	32	15	15	19					
149	Following childbirth (undefined) W	2									1								
 C																		
	IX.—Diseases of the skin White.....	48	9	1		1	1		1	3	4	1	1	2	6	2	5	11	
	and of the cellular tissue..... Colored.....	28	4	2							1	1	2	3	3	2	3	6	1
151	Gangrene..... W	14	1								1				1		2	9	
 C	13										1	1	2	2	1	1	5	
152	Furuncle..... W	17	3			1			1	2	1	1		1	3	1	2	1	
 C	2		1							1								
153	Acute abscess..... W	6								1	1			1	1			1	
 C	7	3	1															
154	Other diseases of the skin and W	11	.5	1			1				1				1	1	1	1	
	annexa..... C	6	1											1		1	1	1	

MORTALITY STATISTICS

TABLE 8.—DEATHS (EXCLUSIVE OF STILLBIRTHS) FROM EACH CAUSE, BY AGE, IN THE REGISTRATION AREA AND EACH REGISTRATION STATE: 1928—Continued

List No.	CAUSE OF DEATH	All deaths	Under 1 year	1 year	2 years	3 years	4 years	5 to 9 years	10 to 14 years	15 to 19 years	20 to 24 years	25 to 29 years	30 to 34 years	35 to 39 years	40 to 44 years	45 to 49 years	50 to 54 years	55 to 59 years	60 to 64 years	65 to 69 years	70 years and over	Age unknown
ALABAMA—Continued																						
	X.—Diseases of the bones and of the organs of locomotion	White 17 Colored 10	2					1	2	4	2	2			1	1		1			2	
155	Diseases of the bones (tuberculosis excepted)	W 14 C 8	2					1	2	3	2	2			1	1					1	
156	Diseases of the joints (tuberculosis and rheumatism excepted)	W 3 C 1							1							1					1	
158	Other diseases of the organs of locomotion	W 1 C 1								1												
	XI.—Malformations	White 168 Colored 38	140	17	2			1	2	1	4	1		1				1				
159a	Congenital hydrocephalus	W 24 C 16	17	5	1					1												
159b	Congenital malformations of the heart	W 85 C 9	72	1				2	2	1	2	1		1								
159c	Other congenital malformations	W 59 C 13	51	4	1			1		1	1							1				
	XII.—Early infancy	White 1,031 Colored 612	1,031																			
160	Congenital debility, icterus, sclerema	W 120 C 100	120																			
161a	Premature birth	W 725 C 422	725																			
161b	Injury at birth	W 146 C 40	146																			
162	Other diseases peculiar to early infancy	W 38 C 47	38																			
163	Lack of care	W 2 C 3	2																			
164	XIII.—Old age (senility)	White 235 Colored 383															2	7	35	198		
	XIV.—External causes	White 1,372 Colored 1,237	68	28	19	22	18	79	64	135	132	90	82	170	145	91	85	139	53			5
	Suicide	W 128 C 26							1	9	8	11	7	22	23	20	20	8				
165	By poisons (gas or corrosives excepted)	W 11 C 5								2	1	2		2	1	1	1	1				
166	By corrosive substances	W 18 C 6								2	5	3		1	5	2	2					
168	By hanging or strangulation	W 2 C 4								1				1	1	1	1					
169	By drowning	W 3 C 78									2	4	5	16	13	18	11	5				
170	By firearms	W 13 C 6							1	1	1	3		2	1	1	2					
171	By cutting or piercing instruments	W 2 C 4								1					1	1						
172	By jumping from high places	W 1 C 1										2			1							
174	By other means	W 144 C 405	1	1						11	24	16	32	23	11	8	3					
197	Homicide	W 98 C 291							1	47	88	79	47	80	40	16	8					
198	By firearms	W 19 C 90								2	65	61	30	59	31	8	4					
199	By cutting or piercing instruments	W 27 C 24	1	1						15	22	13	15	15	6	5	3					
	By other means	W 27 C 24	1	1						4	2	2	2	7	3	5						
	Accidental, other, or undefined	W 1,100 C 806	67	27	19	22	18	79	64	115	100	57	59	116	99	60	62	131				5
175	Poisoning by food	W 32 C 16	62	19	13	20	18	43	40	82	85	57	48	84	91	49	38	50				7
176	Poisoning by venomous animals	W 2 C 25	4	1					2			2		1	2	1						
177	Other acute poisonings (gas excepted)	W 17 C 18	1	2	1		1	3		1	2	2	2	6	2	3	1					
178	Conflagration	W 17 C 18	4	1		1	1	1	3	2		1		1	1	1						
179	Burns (conflagration excepted)	W 106 C 132	8	10	6	11	4	20	4	3	4	3	5	4	3	6	6	8				1
180	Mechanical suffocation	W 34 C 32	28	9	7	9	12	22	7	7	2	3		1		1						
181	Absorption of irrespirable, irritating, or poisonous gas	W 1 C 72	30	1											2							
182	Drowning	W 82 C 58	1	1	1	1	4	1	3	12	19	8	7	5	9	3	2					1
183	Traumatism by firearms (except in war)	W 49 C 7	1							10	29	9	6	4	5	5	2					
184	Traumatism by cutting or piercing instruments	W 8 C 177								7	11	6	2	2								
185	Traumatism by fall	W 64 C 30	4	1	3		1	4	1	6	4	3	3	1	5	12	7	4				1
186a	Traumatism in mines	W 60 C 1								6	11	15	6	10								
186b	Traumatism in quarries	W 35 C 29						1	1	7	7	2	2	5	4	4	2					
187	Traumatism by machines	W 78 C 62	2				1	5	2	11	10	7	3	16	4	7	7	1				2
188a	Railroad accidents	W 23 C 1	2				1	2	1	3	6	7	9	2	7	6	6	2	3			3
	Collision with automobiles	W 55 C 61						3	1	8	10	5	1	9	3	7	6	6	2			1
	Other railroad accidents	W 55 C 61						3	1	8	10	5	1	9	3	7	6	6	2			1

CAUSES OF DEATH, BY AGE

155

TABLE 8.—DEATHS (EXCLUSIVE OF STILLBIRTHS) FROM EACH CAUSE, BY AGE, IN THE REGISTRATION AREA AND EACH REGISTRATION STATE: 1928—Continued

List No.	CAUSE OF DEATH	All deaths	Under 1 year	1 year	2 years	3 years	4 years	5 to 9 years	10 to 14 years	15 to 19 years	20 to 24 years	25 to 29 years	30 to 34 years	35 to 44 years	45 to 54 years	55 to 64 years	65 to 74 years	75 years and over	Age unknown
ALABAMA—Continued																			
XIV.—External causes—Contd.																			
188b	Accidental, other, or undefined—Con.	6						1		3			1	1					
	Street-car accidents—W																		
	Collision with automobiles—W	4								2			1	1					
	Other street-car accidents—W	2						1		1									
188c	Automobile accidents (excluding collision with railroad trains and street cars)—W	267	1	1	1	4	3	24	11	40	41	12	18	37	36	16	8	14	
	—C	108	1	1		1	2	2	5	3	25	8	4	14	21	8	9	4	
188d	Airplane and balloon accidents—W	2									1	1							
188e, f	Injuries by other vehicles—W	14			1			2	1	2		2		1	2	1		2	
	—C	13				2				1	1		1	3	3		1	1	
188g	Landslide, other crushing—W	5						1			1		1	1					
189	Injuries by animals (not poisoning)—W	11	1			1		1		1	1			4			1	1	
	—C	4						2		2									
192	Starvation (deprivation of food or water)—C	1															1		
193	Excessive cold—W	3	1												1		1		
	—C	8									1		1			2	2	2	
194	Excessive heat—W	7												1	1	4	1		
	—C	5												1	2			1	
195	Lightning—W	14	1						6	1	1	2	2		1				
	—C	13				1			1	4	1			1	1			1	1
196	Other accidental electric shocks—W	17						1	1	1	4	3	3		3		1		
	—C	7								1	1	1	1		1				
201	Fracture (cause not specified)—W	1																	
202	Other external violence—W	80	10	6	3	1	3		9	8	5	3	4	14	5	3	6		
	—C	63	7			1		3	3	6	5	8		10	7	7	3		
	XV.—Ill-defined diseases—White—C	794	308	22	7	5	2	5	7	18	10	15	12	29	65	62	105	108	14
	Colored—C	1,741	533	50	18	12	8	17	15	27	75	47	54	121	174	167	171	241	11
204	Sudden death—W	104	24					1		1		4	1	2	17	11	25	18	1
	—C	139	14	1			1			3	8	2	4	11	26	21	20	26	1
205a	Ill-defined—W	180	87		1	2		3	1	6	2	5	3	12	29	24	28	28	1
	—C	500	94	18	7	3		6	5	27	20	24	55	67	65	54	50		
205b	Not specified or unknown—W	510	257	14	6	3	2	2	6	11	8	6	8	15	19	27	52	62	12
	—C	1,102	425	31	11	9	7	10	10	19	40	25	26	55	81	81	97	165	10

ARIZONA

	All causes—	6,444	1,266	343	120	80	58	144	138	210	317	360	404	678	673	536	564	501	52
	I.—Epidemic, endemic, and infectious diseases—	2,192	205	113	46	25	20	66	69	114	192	237	263	345	245	123	69	41	19
1	Typhoid and paratyphoid fever—	37	2		1	1	2	3	3	7	2	3	5	4	2	1	1		
5	Malaria—	3									1		1	1					
6	Smallpox—	7	1				1	2	1			1		1					
7	Measles—	67	13	28	16	2		4	1	2		1							
8	Scarlet fever—	9	2				1	4		1				1					
9	Whooping cough—	79	51	18	4	1	2	2	1										
10	Diphtheria—	25	3	4	2	1	2	8	2			1							
11a	Influenza (with pulmonary complications)—	182	51	22	7	10	3	2	4	2	8	7	5	8	11	11	18	10	3
11b	Influenza (other and unspecified)—	103	22	5	5	1	2	6	3	6	1	1	4	2	12	9	5	16	3
16	Dysentery—	26	8	8	2			1						2	2	1	2		
19	Spirochetal hemorrhagic jaundice—	1												1	1				
21	Erysipelas—	10	6	1										1	1	1			
22	Acute anterior poliomyelitis—	13	4	5		1	1	1	1										
23	Lethargic encephalitis—	3														2			
24	Meningococcus meningitis—	44	5	3		3	4	8	2	8	4	1		2					
29	Tetanus—	3							2	2					4				
	Tuberculosis (all forms)—	1,523	18	17	8	5	2	23	49	86	174	219	246	316	202	89	42	15	12
31	Of the respiratory system—	1,447	9	9	4	3		19	41	82	167	215	240	310	197	84	41	15	11
32	Of the meninges, central nervous system—	29	6	5	1	2	1	3	2		3	1	1	1	1	2			
33	Of the intestines, peritoneum—	24	1	2	2			1	2	1			4	2	3	2	1		1
34	Of the vertebral column—	5			1		1				1			1	1				
36	Of other organs—	10		1					2	3		2	1	1	1				
37a	Disseminated (acute)—	6	2						2		1			1					
37b	Disseminated (chronic or unspecified)—	2									1					1			
38	Syphilis—	47	17	1				2		1	1	2		7	6	9	1		
40	Gonococcus infection—	3								1			2						
41	Purulent infection, septicemia—	6	2		1						1			2					
42	Other infectious diseases—	1		1															
	II.—General diseases not included in Class I.—	372	13	6		1	3		3	7	6	7	14	32	76	83	84	37	
	Cancer and other malignant tumors—	236								2	2	3	5	18	56	62	59	29	
43	Of the buccal cavity—	5														2	3		
44	Of the stomach, liver—	96								1	1		2	5	21	24	29	13	
45	Of the peritoneum, intestines, rectum—	21												2		8	5	1	
46	Of the female genital organs—	35										1	1		6	16	10	1	
47	Of the breast—	11												1	4	1	4	1	
48	Of the skin—	6												1	1	1	1	3	
49	Of other or unspecified organs—	62								1	1	2	2	3	9	16	17	11	
50	Tumors, benign and unqualified (tumors of the female genital organs excepted)—	7									1			2	1	2	1		
51	Acute rheumatic fever—	3														2			
52	Chronic rheumatism, osteoarthritis, gout—	4											1		1	1	1		

MORTALITY STATISTICS

TABLE 8.—DEATHS (EXCLUSIVE OF STILLBIRTHS) FROM EACH CAUSE, BY AGE, IN THE REGISTRATION AREA AND EACH REGISTRATION STATE: 1928—Continued

List No.	CAUSE OF DEATH	All deaths	Under 1 year	1 year	2 years	3 years	4 years	5 to 9 years	10 to 14 years	15 to 19 years	20 to 24 years	25 to 29 years	30 to 34 years	35 to 44 years	45 to 54 years	55 to 64 years	65 to 74 years	75 years and over	Age unknown
ARIZONA—Continued																			
II.—General diseases not included in Class I—Continued.																			
54	Pellagra.....	13							1			1	1	1	2	3	2	2	
56	Rickets.....	3	2	1															
57	Diabetes mellitus.....	28								1	1		2	2	4	3	12	4	
58a	Fernicious anemia.....	14							1	1	1			2	2	4	2	1	
58b	Other anemias and chlorosis.....	4	1	1												1			
60a	Exophthalmic goiter.....	5							1		1				2		1		
60b	Other diseases of the thyroid gland.....	3		1			1				1								
61	Diseases of the parathyroid glands.....	2	1	1															
62	Diseases of the thymus gland.....	5	2	2		1													
63	Diseases of the adrenals (Addison's disease).....	3									1						2		
64	Diseases of the spleen.....	1													1				
65a	Leukemia.....	5								1			2		1	3			
65b	Hodgkin's disease.....	5	1																
66	Alcoholism (acute or chronic).....	22							1			2	3	6	6	2	2		
69	Other general diseases.....	9	6			2												1	
III.—Diseases of the nervous system and of the organs of special sense.....																			
		289	16	5	4	3	4	8	5	7	6	4	9	27	44	41	56	43	2
70	Encephalitis.....	9	1					1		1	3	1	1		1				
71a	Simple meningitis.....	15	1	1	2	1	4		1	1	1			1	1	1			
71b	Nonepidemic cerebrospinal meningitis.....	7	2	1				2						1					
72	Tabes dorsalis (locomotor ataxia).....	1								1							1		
73	Other diseases of the spinal cord.....	9		1										2	1	1	4		
74a	Cerebral hemorrhage.....	154	1					1				2	1	9	25	28	44	42	1
74b	Cerebral embolism and thrombosis.....	6													2	1	2	1	
75	Paralysis without specified cause.....	11											2	2	1	3	1	4	
76	General paralysis of the insane.....	19											2	3	8	4	1		1
77	Other forms of mental alienation.....	10											2	3	3		2		
78	Epilepsy.....	13		1				1	3	2	1			4		1			
79	Convulsions (nonpuerperal; 5 years and over).....	1						1											
80	Infantile convulsions (under 5 years).....	13	9	1	1	2												1	
82	Neuralgia and neuritis.....	1																	
83	Softening of the brain.....	1														1			
84	Other diseases of the nervous system.....	10									1	1	3	1	2	1	1		
86a	Diseases of the ear.....	5	2					1		2									
86b	Diseases of the mastoid process.....	4		1				1	1					1					
IV.—Diseases of the circulatory system.....																			
		554	3		1	1	2	4	9	3	4	7	13	36	78	100	158	131	4
87	Pericarditis.....	2															1	1	
88	Endocarditis and myocarditis (acute).....	29						2	1	1	1	4	1	12	2	2	2	1	
89	Angina pectoris.....	28				1									5	8	9	5	
90	Other diseases of the heart.....	449	1		1		1	2	8	2	3	3	11	20	69	84	140	100	4
91a	Aneurysm.....	3														2		1	
91b,c	Other diseases of the arteries.....	27												2	2		4	19	
92	Embolism and thrombosis (not cerebral).....	10	2										1			3	2	2	
93	Diseases of the veins.....	1														1			
94	Diseases of the lymphatic system.....	1				1													
95	Hemorrhage without specified cause.....	2												2					
96	Other diseases of the circulatory system.....	2																2	
V.—Diseases of the respiratory system.....																			
		685	226	64	22	20	7	17	11	9	12	9	16	55	53	54	46	58	6
97a	Diseases of the nasal fossae.....	3																3	
97b	Diseases of the nasal fossae annexa.....	1											1						
98	Diseases of the larynx.....	6	1	1		3		1										2	
99a	Acute bronchitis.....	10	5		1			1	1										
99b	Chronic bronchitis.....	10		1								1	1	1	1	2	1	2	
99c,d	Bronchitis (unspecified).....	8	5	1	1														
100a	Broncho-pneumonia.....	288	154	25	7	10	5	9	1	2	1	2	2	9	9	13	9	20	
100b	Capillary bronchitis.....	6	5																
101a	Lobar pneumonia.....	255	43	22	8	6	2	2	6	5	9	3	5	34	33	28	28	20	1
101b	Pneumonia (unspecified).....	64	28	11	4	1		4	2	1	1		1	2		1	3	2	
102	Pleurisy.....	7			1						1	1	1				1		
103	Congestion and hemorrhagic infarct of the lung.....	9	2	3											1			3	
104	Gangrene of the lung.....	1								1									
105	Asthma.....	24											1	4	5	7	3	3	1
107	Other diseases of the respiratory system (tuberculosis excepted).....	23	3						1			2	3	3	3	2	2	2	2
VI.—Diseases of the digestive system.....																			
		781	374	119	30	15	4	23	14	9	21	7	14	30	37	30	26	26	2
108	Diseases of the mouth and annexa.....	3						1				1					1		
109b	Other diseases of the pharynx, tonsils.....	25	2	1	1	2	2		6	1	1		2	2		3	1	1	
111a	Ulcer of the stomach.....	13												1	6	3		3	
112	Other diseases of the stomach (cancer excepted).....	34	11	2	1	1		4			3		1		5		4	2	
113	Diarrhea and enteritis (under 2 years).....	463	362	111															
114	Diarrhea and enteritis (2 years and over).....	83			24	12	2	9		3	2	1		5	4	8	4	8	1
117	Appendicitis and typhlitis.....	50	1	1	1			5	6	4	10	2	5	10	3	2			
118a	Hernia.....	15			1								1	2	5	1		3	
118b	Intestinal obstruction.....	34	7	2	1			3			2	2		5	6	2	3	1	
119	Other diseases of the intestines.....	3		1												1			
120	Acute yellow atrophy of the liver.....	2											1					1	
122	Cirrhosis of the liver.....	17								1				1	2	3	6	4	
123	Biliary calculi.....	10											1	2	2	3	1	1	
124	Other diseases of the liver.....	21	1		1				1		2		1	2	3	4	3	2	1
125	Diseases of the pancreas.....	2						1							1				
126	Peritonitis without specified cause.....	6		1					1		1		1				2		

CAUSES OF DEATH, BY AGE

157

TABLE 8.—DEATHS (EXCLUSIVE OF STILLBIRTHS) FROM EACH CAUSE, BY AGE, IN THE REGISTRATION AREA AND EACH REGISTRATION STATE: 1928—Continued

List No.	CAUSE OF DEATH	All deaths	Under 1 year	1 year	2 years	3 years	4 years	5 to 9 years	10 to 14 years	15 to 19 years	20 to 24 years	25 to 29 years	30 to 34 years	35 to 44 years	45 to 54 years	55 to 64 years	65 to 74 years	75 years and over	Age unknown
ARIZONA—Continued																			
	VII.—Nonvenereal diseases of the genito-urinary system and annexa.....	265	3			1	3	3	2	2	5	8	7	31	35	43	59	62	1
128	Acute nephritis (including unspecified under 10 years).....	29				1	2	1	1		1	4	1	4	5	6	1	2	
129	Chronic nephritis (including unspecified 10 years and over).....	195					1	1	1	1	3	3	5	17	28	32	48	54	1
131	Other diseases of the kidneys and annexa.....	4	2					1									1		
132	Calculi of the urinary passages.....	1													1				
133	Diseases of the bladder.....	5															2	2	
134	Diseases of the urethra, etc.....	3	1											1			2		
155	Diseases of the prostate.....	11														4	4	3	
136	Nonvenereal diseases of the male genital organs.....	1									1								
137	Cysts, other benign tumors of the ovary.....	2											1	1					
138	Salpingitis and pelvic abscess (female).....	3										1		1			1		
139	Benign tumors of the uterus.....	8												1					
141	Other diseases of the female genital organs.....	3								1						1		1	
	VIII.—The puerperal state.....	69								15	7	9	15	21	2				
143	Accidents of pregnancy.....	7								1		1	1	3	1				
144	Puerperal hemorrhage.....	5											1	4					
145	Other accidents of labor.....	8										2	2	4					
146	Puerperal septicemia.....	35								7	6	6	9	7					
147	Puerperal phlegmasia alba dolens, embolus, etc.....	1												1					
148	Puerperal albuminuria and convulsions.....	12								7	1		1	2	1				
149	Following childbirth (undefined).....	1											1						
	IX.—Diseases of the skin and of the cellular tissue.....	10	2								1				1		3	3	
151	Gangrene.....	2																2	
152	Furuncle.....	4									1				1		2		
153	Acute abscess.....	2	1														1		
154	Other diseases of the skin and annexa.....	2	1															1	
	X.—Diseases of the bones and of the organs of locomotion.....	4				1	1	1						1					
155	Diseases of the bones (tuberculosis excepted).....	4				1	1	1						1					
	XI.—Malformations.....	40	37					2		1									
159a	Congenital hydrocephalus.....	7	5					2											
159b	Congenital malformations of the heart.....	18	18																
159c	Other congenital malformations.....	15	14							1									
	XII.—Early infancy.....	284	284																
160	Congenital debility, icterus, sclerema.....	62	62																
161a	Premature birth.....	164	164																
161b	Injury at birth.....	38	38																
162	Other diseases peculiar to early infancy.....	19	19																
163	Lack of care.....	1	1																
164	XIII.—Old age (senility).....	56														1	8	46	1
	XIV.—External causes.....	601	21	13	12	12	11	14	17	42	57	67	50	91	76	45	35	28	10
	Suicide.....	59								2	6	5	6	14	7	10	7	1	1
165	By poisons (gas or corrosives excepted).....	9									1			3	2	1	2		
166	By corrosive substances.....	6										1	2	2		1			
167	By poisonous gas.....	3												1					
168	By hanging or strangulation.....	3												1					
170	By firearms.....	29								2	5	2	2	5	3	5	3	1	1
171	By cutting or piercing instruments.....	5										1		2	1	1			
173	By crushing.....	2										1		2	1	1			
174	By other means.....	3											2			1	1		
	Homicide.....	54	1						1	4	7	6	7	11	8	4	2		3
197	By firearms.....	39							1	3	7	5	5	8	5	3	1		1
198	By cutting or piercing instruments.....	9										1	2	2	2				2
199	By other means.....	6	1											1	1	1	1		
	Accidental, other, or undefined.....	488	20	13	12	12	11	14	16	36	44	56	37	66	61	31	26	27	6
175	Poisoning by food.....	5	3	1	1														
176	Poisoning by venomous animals.....	5	3			1													
177	Other acute poisonings (gas excepted).....	13			1	1	3			1		2	2	2			1		
178	Conflagration.....	15	1			1					1	3	1	3	2	1	1	1	
179	Burns (conflagration excepted).....	37	1	1	4	3	4	3	1	3	4	2	2	3		1	2		1
180	Mechanical suffocation.....	4	1									1			1				
181	Absorption of irrespirable, irritating, or poisonous gas.....	6								1			1	1			3		
182	Drowning.....	28	2	7	2	2			1	3		7			2	1		1	
183	Traumatism by firearms (except in war).....	26						1	2	4	3			2	9	1	1		
184	Traumatism by cutting or piercing instruments.....	8								1	1			3	3				
185	Traumatism by fall.....	40				1		2	2	1	2	3	1	7	5	2	2	12	
186a	Traumatism in mines.....	26								1	7	3	3	7	4				
186b	Traumatism in quarries.....	2		1											1				
187	Traumatism by machines.....	13								1	1	3	4	1		2			

MORTALITY STATISTICS

TABLE 8.—DEATHS (EXCLUSIVE OF STILLBIRTHS) FROM EACH CAUSE, BY AGE, IN THE REGISTRATION AREA AND EACH REGISTRATION STATE: 1928—Continued

List No.	CAUSE OF DEATH	All deaths	Under 1 year	1 year	2 years	3 years	4 years	5 to 9 years	10 to 14 years	15 to 19 years	20 to 24 years	25 to 29 years	30 to 34 years	35 to 44 years	45 to 54 years	55 to 64 years	65 to 74 years	75 years and over	Age unknown
ARIZONA—Continued																			
	XIV.—External causes—Contd.																		
188a	Accidental, other, or undefined—Con.																		
	Railroad accidents.....	30	1				1			5	2	3	3	6	5	2		1	1
	Collision with automobiles.....	6					1			2	1	1	1						
	Other railroad accidents.....	24	1							3	1	2	2	6	5	2		1	1
188b	Street-car accidents.....	2								1					1				
188c	Automobile accidents (excluding collision with railroad trains and street cars).....	123	1	2	2	2	1	4	7	9	15	13	14	11	17	13	6	4	2
188d	Airplane and balloon accidents.....	9								1	1	2	1	4					
188e,f	Injuries by other vehicles.....	3			1								1			1			
188g	Landslide, other crushing.....	5								1		1	1	1			1		
189	Injuries by animals (not poisoning).....	2				1						1							
193	Excessive cold.....	5									1					1		3	
194	Excessive heat.....	12	4									2	1	1	1	2	2		
195	Lightning.....	6								2				1	1	1			
196	Other accidental electric shocks.....	10						1	1			1		5	2				
201	Fracture (cause not specified).....	8												2	1	1	3	1	
202	Other external violence.....	45	3	1	1		2	3	1	1	6	6	2	6	5	2	4	2	
	XV.—Ill-defined diseases.....	242	82	23	5	1	3	6	8	1	6	5	3	9	26	16	20	21	7
204	Sudden death.....	8			1		1								3		1	1	
205a	Ill-defined.....	65	10	8	1			1	1		2	2		2	11	8	11	7	1
205b	Not specified or unknown.....	169	71	15	3	1	2	5	7	1	4	3	3	7	12	8	8	13	6

ARKANSAS

All causes.....		White.....	13, 139	1, 824	523	228	149	114	385	280	451	475	427	389	974	1, 112	1, 418	2, 079	2, 188	123
		Colored.....	6, 859	732	210	100	59	45	136	143	343	437	398	363	798	1, 050	712	586	575	172
I.—Epidemic, endemic, and infectious diseases.....		White.....	2, 947	284	189	91	73	56	185	99	160	182	147	119	274	284	238	262	273	31
		Colored.....	1, 979	143	82	45	27	20	77	75	177	221	176	124	228	249	107	98	75	55
1	Typhoid and paratyphoid fever.....	W.....	212	3	2	2	4	2	21	24	43	34	16	9	17	14	10	7	3	1
		C.....	133	1	1	1	1	3	9	16	30	20	11	12	17	7		1	3	9
5	Malaria.....	W.....	529	51	32	17	16	13	65	32	36	22	15	12	38	47	40	44	40	9
		C.....	339	24	15	18	11	5	25	18	22	21	11	10	32	57	22	18	21	9
7	Measles.....	W.....	196	38	41	18	17	12	16	9	5	6	9	1	8	11		2	2	1
		C.....	73	19	11	6	3	3	7	9	8	2	2	1	1		1			1
8	Scarlet fever.....	W.....	13	1	3	1	1	1	5											
		C.....	61	39	14	6			2											
9	Whooping cough.....	W.....	55	22	13	8	4	1	6		1									
		C.....	132	18	22	22	21	19	25	2						2				1
10	Diphtheria.....	W.....	9	4	1	1			2											
		C.....	427	45	24	7	7	3	8	11	17	11	9	16	41	54	37	58	73	6
11a	Influenza (with pulmonary complications).....	W.....	190	15	9	3		2	5	2	11	15	12	10	21	29	21	10	15	10
		C.....	322	42	10	6	2	1	11	6	6	5	8	4	18	30	28	52	91	2
11b	Influenza (other and unspecified).....	W.....	225	25	2	1	2	1	5	5	8	5	9	6	28	45	20	35	19	9
		C.....	2	1					1											
13	Mumps.....	W.....	2												1			1	2	
		C.....	6		1	1										5	4	12	19	
15	Cholera nostras.....	W.....	99	19	25	3	2	1	5	1					1			4	7	
		C.....	69	12	22	2	2				2	1	2	2		7	3	4	7	1
16	Dysentery.....	W.....	25	8	1										1		6	2	2	
		C.....	2	1								2		3		1				
21	Erysipelas.....	W.....																		
		C.....	14	1	6	4		1	2		1									
22	Acute anterior poliomyelitis.....	W.....	4	1	1				2											
		C.....	7	1							1		1			2				
23	Lethargic encephalitis.....	W.....	3																	
		C.....	17	1	1			1	4	5	2	1	2	1						
24	Meningococcus meningitis.....	W.....	1																	
		C.....	2		1	1					1									
25	Other epidemic and endemic diseases.....	W.....	1																	
		C.....	1																	
27	Anthrax.....	W.....	1														1			
		C.....	1																	
28	Rabies.....	W.....	1						1											
		C.....	1																	
29	Tetanus.....	W.....	20	5	1			2	6	2	1	3								
		C.....	13	2	1						1	1	2	2		3	3	1		
30	Mycoses.....	W.....	4																	
		C.....	1		1															
	Tuberculosis (all forms).....	W.....	792	6	4	2	3	1	13	5	47	90	80	68	140	108	100	77	39	9
		C.....	736	4	2	4	3	2	13	22	88	143	112	71	110	76	33	24	11	18
31	Of the respiratory system.....	W.....	722	3	2	1	2	5	4	40	84	76	67	63	132	98	66	36	9	14
		C.....	678	3	2	3	2	2	10	18	78	136	108	2	106	69	30	23	11	14
32	Of the meninges, central nervous system.....	W.....	1	3	1		1		3		1									
		C.....	1																	
33	Of the intestines, peritoneum.....	W.....	22					1	1		1	2			3	4	1	7	2	
		C.....	25						2		4	3	3	5	1	5	1			1
34	Of the vertebral column.....	W.....	8						1	1	2	1		1	1	1				
		C.....	2										1			1				
35	Of the joints.....	W.....	5						1								1			
		C.....	16		1	1				1	3				1					
36	Of other organs.....	W.....	9			1					1	1	1		3	3	1	3	1	
		C.....	9	1		1			1		2	2		2	1	1		1		
37a	Disseminated (acute).....	W.....	10						2		3		1		1	1		1		
		C.....	16								1	4		1	2		2			3
37b	Disseminated (chronic or unspecified).....	W.....																		
		C.....	33	4	1						2	3	2	2	6	7	4	2	1	1
38	Syphilis.....	W.....	97	13	2			1		1	1	5	12	8	18	21	4	4	2	5
39	Soft chancre.....	W.....	1										1							
		C.....	6								2	3								
40	Gonococcus infection.....	W.....	16						1		4	5	1		1	2				
		C.....	26	2		1			2		2	4	2		3	3		5		
41	Purulent infection, septicaemia.....	W.....	9	1											1	1	3	1		
		C.....	26																	

CAUSES OF DEATH, BY AGE

159

TABLE 8.—DEATHS (EXCLUSIVE OF STILLBIRTHS) FROM EACH CAUSE, BY AGE, IN THE REGISTRATION AREA AND EACH REGISTRATION STATE: 1928—Continued

List No.	CAUSE OF DEATH	All deaths	Under 1 year	1 year	2 years	3 years	4 years	5 to 9 years	10 to 14 years	15 to 19 years	20 to 24 years	25 to 29 years	30 to 34 years	35 to 44 years	45 to 54 years	55 to 64 years	65 to 74 years	75 years and over	Age unknown
ARKANSAS—Continued																			
	II.—General diseases not included in Class I. (White. Colored.)	1,177 654	18 3	4 2	1 2	3 2	3 2	11 5	15 8	24 26	27 31	30 44	43 42	140 119	163 147	226 101	270 67	186 40	13 13
	Cancer and other malignant tumors	638 164	1	1	1	2	3	2	2	4	5	9	11	68	93	135	169	129	16
43	Of the buccal cavity	27 3										1	9	2	45	10	10	4	1
44	Of the stomach, liver	213 44							1		4	1	4	12	29	43	68	49	3
45	Of the peritoneum, intestines, rectum	54 15							1			1	2	6	8	12	15	12	
46	Of the female genital organs	103 58							1	1	3	5	5	25	21	24	14	7	2
47	Of the breast	53 14								1	1	3	1	15	14	10	6	2	2
48	Of the skin	66 14									1	1	1	3	5	3	2	5	1
49	Of other or unspecified organs	122 30	1	1		1	2	3	1	3		1	1	13	14	28	30	24	
50	Tumors, benign and unqualified (tumors of the female genital organs excepted)	6 2							1	1				1			2	2	
51	Acute rheumatic fever	22 9					1		3	1		2		2	2	3	3	10	
52	Chronic rheumatism, osteoarthritis, gout	18 2								1			3	4	1	5	3	2	
53	Scurvy	1																1	
54	Pellagra	239 394		1		1	2	5	4	19	24	31	29	46	36	32	52	21	6
55	Beriberi	1														1		22	8
56	Rickets	2 3	1 1		1 2														
57	Diabetes mellitus	135 47				1		2	6	7	6	2	3	9	15	34	33	16	1
58a	Pernicious anemia	12 7		1		1			2		1	2	3	6	9	15	3	5	1
58b	Other anemias and chlorosis	5 2	2													1		2	
59	Diseases of the pituitary gland	1												1			1		
60a	Exophthalmic goiter	7								1		1		1		3		1	
60b	Other diseases of the thyroid gland	6 5		1						1		1		2	1		1		
62	Diseases of the thymus gland	1													1				
63	Diseases of the adrenals (Addison's disease)	10	8					1							1				
64	Diseases of the spleen	4						1				2	1						
65a	Leukemia	14 2							1	4		2	1	1	1	3	1		
65b	Hodgkin's disease	8						1			2	1		1	2		1		
66	Alcoholism (acute or chronic)	23 8							2	3			4	7	4	4	1		
67a	Chronic lead poisoning	3									2			1	2	1			
68	Chronic poisoning by organic substances	4														1			
69	Other general diseases	20 5	5 2	2		1		1	1	1	1		1	1	1	2	2	2	
	III.—Diseases of the nervous system and of the organs of special sense	1,021 459	30 14	9 4	8 3	5 1	4	18 7	16 4	13 12	16 12	11 13	16 14	69 55	88 107	178 85	265 54	268 59	7 15
70	Encephalitis	23 4	4		2			1	1	2	2	2	2	4	2	2		1	
71a	Simple meningitis	27 12	6 2	3 1	1 1	1		3	2		2	1		5	1		1		
71b	Nonepidemic cerebrospinal meningitis	12 2		1 1	1 1	2		3	1	1	1		1	2	1	2			1
72	Tabes dorsalis (locomotor ataxia)	7 1								2				2		2		1	
73	Other diseases of the spinal cord	44 13							1			1		4	5	5	10	19	
74a	Cerebral hemorrhage	606 269	7	2	1		2	1	3	2			1	5	56	130	189	177	7
74b	Cerebral embolism and thrombosis	18 2						1		3	5	3	6	33	71	51	41	43	13
75	Paralysis without specified cause	113 69	1		1			1				1		1	7	21	40	40	
76	General paralysis of the insane	19 29							1	1	2	1		7	15	22	8	12	1
77	Other forms of mental alienation	7 5									2		1	8	11	6	1		
78	Epilepsy	46 23	2 3		1	1	1	5	3	2	6	2	4	7	5	2	1		
79	Convulsions (nonpuerperal; 5 years and over)	5						3			3	2	4	3	1	1			
80	Infantile convulsions (under 5 years)	7 12	7	2	2	1													
81	Chorea	4							1	2							1		
82	Neuralgia and neuritis	5 1							1			1				2		1	
83	Softening of the brain	2													1		3	5	
84	Other diseases of the nervous system	49 7	1			1		1	3	1	1		1	11	2	5	8	14	
85	Diseases of the eye and annexa	2						1								1	1		
86a	Diseases of the ear	13 2	1	2	1					1	2	1		2	2		1		
86b	Diseases of the mastoid process	11 3	1	1				1	2				1	3		1	1	1	

161

TABLE 8.—DEATHS (EXCLUSIVE OF STILLBIRTHS) FROM EACH CAUSE, BY AGE, IN THE REGISTRATION AREA AND EACH REGISTRATION STATE: 1928—Continued

List No.	CAUSE OF DEATH		All deaths	Under 1 year	1 year	2 years	3 years	4 years	5 to 9 years	10 to 14 years	15 to 19 years	20 to 24 years	25 to 29 years	30 to 34 years	35 to 44 years	45 to 54 years	55 to 64 years	65 to 74 years	75 years and over	Age unknown
ARKANSAS—Continued																				
	VII.—Nonvenereal diseases of the genito-urinary system and annexa	White..... Colored.....	1,041 596	11	3	2	2	1	11	5	15	16	22	21	65	107	159	305	288	8
128	Acute nephritis (including unspecified under 10 years)	W..... C.....	59 54	6	1	1	2		7	1		2	3	1	8	5	7	9	6	
129	Chronic nephritis (including unspecified 10 years and over)	W..... C.....	797 427		2			1	2	3	1	3	4	5	4	7	10	8	3	4
131	Other diseases of the kidneys and annexa	W..... C.....	47 29	5	1	1			2	2	2	3	1	1	1	2	6	4	18	15
132	Calculi of the urinary passages	W..... C.....	12 22											2	4	5	6	6	2	
133	Diseases of the bladder	W..... C.....	17 3											2	1	1	1	5	15	1
134	Diseases of the urethra, etc.	W..... C.....	4 46								1			1	1	1	1	3	1	
135	Diseases of the prostate	W..... C.....	28 1											1	1	1	7	16	22	1
136	Nonvenereal diseases of the male genital organs	W..... C.....	1 8							1	3			1				9	4	
137	Cysts, other benign tumors of the ovary	W..... C.....	3 22								2		1	2		3	1		1	
138	Salpingitis and pelvic abscess (female)	W..... C.....	8 10								3	2	2	2	4	6	3	2	1	
139	Benign tumors of the uterus	W..... C.....	18 3								1				2		1			
140	Nonpuerperal uterine hemorrhage	W..... C.....	11 7								1		1		3	3	1	1	1	
141	Other diseases of the female genital organs	W..... C.....										1			3	3				
	VIII.—The puerperal state	White..... Colored.....	208 128							2	44	38	51	28	41	2				2
143	Accidents of pregnancy	W..... C.....	19 9								2	1	5	5	6					
144	Puerperal hemorrhage	W..... C.....	20 6								2	2	7	6	3	1				1
145	Other accidents of labor	W..... C.....	25 21								6	2	9	4	4					
146	Puerperal septicemia	W..... C.....	65 45							1	15	18	12	10	8					1
147	Puerperal phlegmasia alba dolens, embolus, etc	W..... C.....	1 1								1				1					2
148	Puerperal albuminuria and convulsions	W..... C.....	78 46							1	19	15	18	3	19	2				1
	IX.—Diseases of the skin and of the cellular tissue	White..... Colored.....	25 15	4	1				1	2		1	1	1	1	3	1	4	5	
151	Gangrene	W..... C.....	7 7		1										1			1	4	
152	Furuncle	W..... C.....	9 3							2			1	1	3	1	1	2	1	
153	Acute abscess	W..... C.....	2 1															1		
154	Other diseases of the skin and annexa	W..... C.....	7 4	3					1			1			1		1	1	2	
	X.—Diseases of the bones and of the organs of locomotion	White..... Colored.....	14 1	1			1		1	3	3			1			1	1	2	
155	Diseases of the bones (tuberculosis excepted)	W..... C.....	12 1	1					1	3	3			1				1	2	
156	Diseases of the joints (tuberculosis and rheumatism excepted)	W.....	2				1										1			
	XI.—Malformations	White..... Colored.....	87 10	75 9	6	1	1		1	1	1	1								
159a	Congenital hydrocephalus	W..... C.....	10 3	6 2	2					1		1								
159b	Congenital malformations of the heart	W..... C.....	47 30	42 27	3 1		1			1										
159c	Other congenital malformations	W..... C.....	7 7			1			1											
	XII.—Early infancy	White..... Colored.....	707 164	707 164																
160	Congenital debility, icterus, sclerosis	W..... C.....	97 43	97 43																
161a	Premature birth	W..... C.....	487 101	487 101																
161b	Injury at birth	W..... C.....	86 12	86 12																
162	Other diseases peculiar to early infancy	W..... C.....	37 6	37 6																
163	Lack of care	W..... C.....	2	2																
164	XIII.—Old age (senility)	White..... Colored.....	250 133													1 3	2 2	32 17	214 107	1

MORTALITY STATISTICS

TABLE 8.—DEATHS (EXCLUSIVE OF STILLBIRTHS) FROM EACH CAUSE, BY AGE, IN THE REGISTRATION AREA AND EACH REGISTRATION STATE: 1928—Continued

List No.	CAUSE OF DEATH	All deaths	Under 1 year	1 year	2 years	3 years	4 years	5 to 9 years	10 to 14 years	15 to 19 years	20 to 24 years	25 to 29 years	30 to 34 years	35 to 44 years	45 to 54 years	55 to 64 years	65 to 74 years	75 years and over	Age unknown
ARKANSAS—Continued																			
	XIV.—External causes. (White. Colored.)	1,077 459	27 11	25 5	17 5	17 6	18 8	50 13	50 20	88 38	97 54	72 59	62 52	116 73	127 59	96 24	95 8	110 11	10 13
	Suicide. (W. C.)	123 12								4 1	12 1	8 2	6 1	19 3	29 2	19 2	18 1	8 1	
165	By poisons (gas or corrosives excepted) (W. C.)	16 19								1 2	3 2	3 2	2 1	3 3	5 3	2 3	1 1	1 1	
166	By corrosive substances (W. C.)	2 2								1 1	1 1	1 1	1 1	1 1	1 1	2 1	2 1	3 1	
168	By hanging or strangulation (W. C.)	10 2																	
169	By drowning (W. C.)	63 6								1 1	6 1	2 1	5 1	10 2	16 2	10 1	11 1	2 1	
170	By firearms (W. C.)	7 1												1 1	2 1	1 1	1 1	2 1	
171	By cutting or piercing instruments (W. C.)	2 2												1 1	1 1	1 1	1 1	2 1	
172	By jumping from high places (W. C.)	1 1												1 1	1 1	1 1	1 1	2 1	
173	By crushing (W. C.)	3 1												1 1	1 1	1 1	1 1	2 1	
174	By other means (W. C.)	98 187	1 1							5 11	18 31	4 38	12 30	25 40	13 21	10 7	5 4	2 1	2 5
197	By firearms (W. C.)	64 149		1 1						2 3	13 25	1 31	7 26	21 33	9 16	7 2	4 1	1 1	3 1
198	By cutting or piercing instruments (W. C.)	15 16								1 2	3 1	2 1	3 1	2 2	2 2	1 1	1 1	1 1	1 1
199	By other means (W. C.)	22 19		1 1						2 2	5 3	1 3	3 3	5 3	3 2	2 2	2 2	2 2	2 2
	Accidental, other, or undefined (W. C.)	856 260	26 11	25 4	17 5	17 6	18 8	50 13	49 20	79 26	67 33	60 33	44 33	72 30	85 36	67 18	72 8	100 10	8 8
175	Poisoning by food (W. C.)	26 7	8 1	1 1						1 1	2 1	2 1	2 1	3 1	1 1	2 1	2 1	2 1	1 1
176	Poisoning by venomous animals (W. C.)	4 1	1 1							1 1	1 1	1 1	1 1	1 1	1 1	1 1	1 1	1 1	1 1
177	Other acute poisonings (gas excepted) (W. C.)	23 8	1 1	5 2	1 1					1 1	1 1	1 1	1 1	3 1	3 1	1 1	1 1	1 1	1 1
178	Conflagration (W. C.)	30 15	2 3	1 1						4 1	3 1	3 1	2 1	2 1	1 1	1 1	1 1	2 1	4 1
179	Burns (conflagration excepted) (W. C.)	70 30	1 5	7 2	8 3					3 4	3 1	3 1	3 1	5 2	3 1	2 2	7 1	5 1	4 1
180	Mechanical suffocation (W. C.)	10 8	8 1	1 1															
181	Absorption of irrespirable, irritating, or poisonous gas (W. C.)	8 1	1 1	1 1						1 1	1 1	1 1	1 1	1 1	1 1	2 1	1 1	1 1	1 1
182	Drowning (W. C.)	58 30	1 3	2 1						9 13	6 11	2 4	4 3	4 3	8 1	2 1	1 1	1 1	1 1
183	Traumatism by firearms (except in war) (W. C.)	53 16		1 1	1 1					2 8	4 4	3 7	3 5	8 1	5 1	4 1	3 1	1 1	1 1
184	Traumatism by cutting or piercing instruments (W. C.)	8 3								1 1	1 1	1 1	1 1	1 1	1 1	1 1	1 1	1 1	1 1
185	Traumatism by fall (W. C.)	133 18	2 1							3 2	4 1	1 2	1 2	6 1	12 4	5 3	26 2	70 1	1 1
186a	Traumatism in mines (W. C.)	27 1									6 6	6 6	6 6	3 3	4 4	2 2	1 1	1 1	1 1
187	Traumatism by machines (W. C.)	19 9		1 1						1 1	1 1	1 1	1 1	3 3	3 3	2 2	2 2	2 2	1 1
188a	Railroad accidents (W. C.)	64 21								2 2	10 7	11 3	1 1	9 9	6 6	2 2	2 2	2 2	1 1
	Collision with automobiles (W. C.)	12 1								1 1	3 3	3 3	1 1	2 2	1 1	1 1	1 1	1 1	1 1
	Other railroad accidents (W. C.)	52 20								2 1	9 4	8 3	3 3	7 2	8 6	5 2	2 2	2 2	1 1
188b	Street-car accidents (W. C.)	4 2											1 1	1 1	1 1	2 2	1 1	1 1	1 1
	Collision with automobiles (W. C.)	2 2											1 1	1 1	1 1	2 2	1 1	1 1	1 1
	Other street-car accidents (W. C.)	2 2														2 2	1 1	1 1	1 1
188c	Automobile accidents (excluding collision with railroad trains and street cars) (W. C.)	171 40	1 1		1 1	2 1	3 1	17 1	7 1	24 2	14 3	17 4	12 4	17 6	18 9	19 3	10 2	8 2	1 1
188d	Airplane and balloon accidents (W. C.)	1 4										1 1							
188e,f	Injuries by other vehicles (W. C.)	17 4								1 1		2 2				6 1	3 1	2 1	
188g	Landslide, other crushing (W. C.)	3 3										1 1		2 2	2 2	1 1			
189	Injuries by animals (not poisoning) (W. C.)	9 3			1 1					1 1		1 1		2 2	1 1	1 1	1 1	1 1	1 1
192	Starvation (deprivation of food or water) (W. C.)	1 1		1 1															
93	Excessive cold (W. C.)	1 1																1 1	
194	Excessive heat (W. C.)	13 6								2 2	2 2	1 2			3 2	2 2	5 1		
195	Lightning (W. C.)	8 7								1 1	1 1	1 2		4 1	4 1			1 1	1 1
196	Other accidental electric shocks (W. C.)	13 5								1 1	4 1	5 1		2 1	1 1				
201	Fracture (cause not specified) (W. C.)	1 1								1 1	1 1	1 1		1 1	1 1	1 1	1 1	2 1	
202	Other external violence (W. C.)	77 27	1 1	4 1	2 1	3 1	1 1	6 1	7 2	9 2	7 2	3 3	2 4	3 3	9 6	5 2	9 1	7 1	2 1
	XV.—Ill-defined diseases. (White. Colored.)	558 609	189 183	13 32	5 8	9 5	6 5	15 11	7 10	13 15	7 20	10 21	10 20	12 35	30 58	54 61	88 51	78 62	12 12
204	Sudden death (W. C.)	69 38	13 4							2 2	2 1	1 3	1 1	2 1	5 7	15 5	16 3	14 5	
205a	Ill-defined (W. C.)	130 91	18 12	2 6	2 1	2 1	4 1	8 1	3 1	1 2	1 1	3 4	4 10	2 16	12 14	11 10	33 10	23 8	3 2
205b	Not specified or unknown (W. C.)	359 480	158 167	11 26	3 7	7 4	2 4	7 9	4 7	10 11	6 19	7 15	6 15	8 24	13 35	28 42	39 36	41 49	9 10

163

List No.	CAUSE OF DEATH	All deaths	Under 1 year	1 year	2 years	3 years	4 years	5 to 9 years	10 to 14 years	15 to 19 years	20 to 24 years	25 to 29 years	30 to 34 years	35 to 44 years	45 to 54 years	55 to 64 years	65 to 74 years	75 years and over	Age unknown
	CALIFORNIA																		
	All causes.....	66,106	5,199	877	512	370	280	979	680	1,316	1,926	2,240	2,221	6,221	8,137	10,291	12,148	12,677	32
	I.—Epidemic, endemic, and infectious diseases.....	10,264	685	321	195	137	100	337	232	540	793	865	759	1,635	1,368	955	720	621	1
1	Typhoid and paratyphoid fever.....	107	1	1	3	5	9	8	12	14	9	18	17	11	1	2	6	1	
5	Malaria.....	17	1	1	1	1	1	1	1	1	1	1	1	1	1	1	1	1	
6	Smallpox.....	2	1	1	1	1	1	1	1	1	1	1	1	1	1	1	1	1	
7	Measles.....	32	6	10	4	3	2	3	2	2	2	2	2	2	2	2	2	2	
8	Scarlet fever.....	61	1	2	2	4	3	22	6	6	4	5	2	3	1	1	1	1	
9	Whooping cough.....	360	209	79	32	16	9	10	3	1	1	1	1	1	1	1	1	1	
10	Diphtheria.....	268	13	23	35	31	25	91	18	5	4	5	5	4	4	3	2	2	
11a	Influenza (with pulmonary complications).....	1,626	160	68	27	15	8	33	22	60	48	52	72	197	187	162	208	307	
11b	Influenza (other and unspecified).....	531	66	19	13	7	8	17	6	11	14	17	10	44	42	51	72	134	
13	Mumps.....	4	1	1	1	1	1	1	1	1	1	1	1	1	1	1	1	1	
15	Cholera nostras.....	1	1	1	1	1	1	1	1	1	1	1	1	1	1	1	1	1	
16	Dysentery.....	38	21	10	6	4	1	5	2	1	2	2	1	7	6	4	8	8	
17	Plague.....	2	2	2	2	2	2	2	2	2	2	2	2	2	2	2	2	2	
19	Spirochetal hemorrhagic jaundice.....	2	2	2	2	2	2	2	2	2	2	2	2	2	2	2	2	2	
20	Leprosy.....	2	2	2	2	2	2	2	2	2	2	2	2	2	2	2	2	2	
21	Erysipelas.....	37	25	1	1	1	1	1	1	1	1	1	1	1	1	1	1	1	
22	Acute anterior poliomyelitis.....	74	6	5	7	5	4	18	8	10	3	2	1	3	2	12	7	8	
23	Lethargic encephalitis.....	53	2	2	2	2	2	1	1	1	1	1	1	1	1	3	4	2	
24	Meningococcus meningitis.....	120	12	4	6	1	4	15	14	19	14	10	4	7	8	2	2	2	
25	Other epidemic and endemic diseases.....	10	3	2	1	1	1	1	1	1	1	1	1	1	1	1	1	1	
28	Rabies.....	3	3	3	3	3	3	3	3	3	3	3	3	3	3	3	3	3	
29	Tetanus.....	68	5	1	2	3	1	17	8	1	1	1	1	9	5	10	3	1	
30	Mycoses.....	22	22	22	22	22	22	22	22	22	22	22	22	22	22	22	22	22	
31	Tuberculosis (all forms).....	6,067	78	91	54	42	31	92	127	395	667	715	601	1,200	911	581	350	131	1
32	Of the respiratory system.....	5,464	28	46	18	19	12	48	90	352	627	672	573	1,116	850	548	331	123	1
33	Of the meninges, central nervous system.....																		

CALIFORNIA

MORTALITY STATISTICS

TABLE 8.—DEATHS (EXCLUSIVE OF STILLBIRTHS) FROM EACH CAUSE, BY AGE, IN THE REGISTRATION AREA AND EACH REGISTRATION STATE: 1928—Continued

List No.	CAUSE OF DEATH	All deaths	Under 1 year	1 year	2 years	3 years	4 years	5 to 9 years	10 to 14 years	15 to 19 years	20 to 24 years	25 to 29 years	30 to 34 years	35 to 44 years	45 to 54 years	55 to 64 years	65 to 74 years	75 years and over	As unknown
CALIFORNIA—Continued																			
	III.—Diseases of the nervous system and of the organs of special sense—Continued.																		
82	Neuralgia and neuritis.....	8													1	1	3	3	
83	Softening of the brain.....	54												1	4	6	14	29	
84	Other diseases of the nervous system.....	301	2	6	3	2	1	7	6	6	10	11	18	29	48	69	46	37	
85	Diseases of the eye and annexe.....	5						2						1			1		
86a	Diseases of the ear.....	102	32	5	3	3	3	9	10	1	3	1	2	10	10	3	4	3	
86b	Diseases of the mastoid process.....	90	13	5	2	2	2	12	8	5	6	4	6	8	5	5	6	1	
	IV.—Diseases of the circulatory system.....	14,943	20		5	6	6	40	57	78	85	153	178	703	1,558	2,829	4,061	5,162	2
87	Pericarditis.....	37	1					1	3				2	2	6	5	11	6	
88	Endocarditis and myocarditis (acute).....	469	4		2	3	2	12	13	17	20	35	33	92	55	54	69	58	
89	Angina pectoris.....	1,153									1	5	3	59	146	322	378	238	1
90	Other diseases of the heart.....	11,455	13		1	2	3	27	44	58	60	99	110	464	1,166	2,090	3,159	4,150	
91a	Aneurysm.....	221									1	5	6	17	60	68	43	21	
91b,c	Other diseases of the arteries.....	1,176											3	18	63	167	304	620	1
92	Embolism and thrombosis (not cerebral).....	370					1				3	7	9	47	49	109	85	60	
93	Diseases of the veins.....	33										1	3	2	10	9	5	3	
94	Diseases of the lymphatic system.....	10	1		2	1								1		4		1	
95	Hemorrhage without specified cause.....	6	1									1			2		1		
96	Other diseases of the circulatory system.....	13													1	1	6	5	
	V.—Diseases of the respiratory system.....	5,148	888	226	96	58	39	96	57	90	103	141	143	458	525	539	704	985	
97a	Diseases of the nasal fossae.....	3									1	1			1			4	
97b	Diseases of the nasal fossae annexe.....	54	1			1	1		2	6	2	6		4	14	6	5	2	
98	Diseases of the larynx.....	19	3	3	2	3	1	2							2	1		1	
99a	Acute bronchitis.....	104	24	8	5	4	1			1	1				3	2	7	12	36
99b	Chronic bronchitis.....	124	1	2		1					1	2			2	8	7	39	61
99c,d	Bronchitis (unspecified).....	39	5	2				1	1						1	4	4	18	
100a	Broncho-pneumonia.....	2,078	611	138	48	33	17	40	19	22	31	33	39	109	121	170	241	406	
100b	Capillary bronchitis.....	34	12	2	2	1				1				1	1	4	4	6	
101a	Lobar pneumonia.....	2,189	195	56	30	15	15	46	32	52	52	85	85	277	313	272	315	349	
101b	Pneumonia (unspecified).....	85	14	8	2			2		1	1	2	2	11	8	7	11	16	
102	Pleurisy.....	140	12	6	5		2	4	3	4	10	4	5	16	24	25	15	5	
103	Congestion and hemorrhagic infarct of the lung.....	83	4											1	2	2	15	59	
104	Gangrene of the lung.....	9			1						1			2	2	2	2		
105	Asthma.....	104	2	1	1			1	1		1	3	3	12	18	18	26	17	
106	Pulmonary emphysema.....	9	2											1		2	2	2	
107	Other diseases of the respiratory system (tuberculosis excepted).....	74	2			1			2	2	5	4		9	17	13	14	5	
	VI.—Diseases of the digestive system.....	4,672	806	165	75	45	39	115	61	95	125	160	156	517	666	658	614	374	1
108	Diseases of the mouth and annexe.....	38	3			1		2	1		3	2	2	2	11	6	4	1	
109a	Adenoid vegetations.....	1			1														
109b	Other diseases of the pharynx, tonsils.....	197	12	7	7	5	6	25	13	9	9	20	10	21	27	9	3	14	
110	Diseases of the esophagus.....	9						1						1		1	4	2	
111a	Ulcer of the stomach.....	307	1								1	5	12	58	86	56	57	30	1
111b	Ulcer of the duodenum.....	177									3	10	8	29	37	39	39	12	
112	Other diseases of the stomach (cancer excepted).....	144	29	4		1		3		1	4	2		4	21	22	21	32	
113	Diarrhea and enteritis (under 2 years).....	837	698	139															
114	Diarrhea and enteritis (2 years and over).....	243			50	22	15	22	3	1	4	7	1	16	23	20	28	31	
116	Diseases due to other intestinal parasites.....	3									1	1			1				
117	Appendicitis and typhlitis.....	817	2	4	6	8	16	48	37	64	71	64	56	141	115	100	59	26	
118a	Hernia.....	190	5	1	1			1		2	1		3	16	21	49	50	40	
118b	Intestinal obstruction.....	448	50	5	5	5	2	8	2	6	10	22	25	68	66	61	66	47	
119	Other diseases of the intestines.....	68	1		1				1	1	3	3	4	11	9	11	12	11	
120	Acute yellow atrophy of the liver.....	26								1	1	1	1	5	7	5	2	1	
121	Hydatid tumor of the liver.....	3										2		2					
122	Cirrhosis of the liver.....	578						1		2	3	9	11	64	132	150	148	58	
123	Biliary calculi.....	213									5	2	6	25	25	66	49	35	
124	Other diseases of the liver.....	248	3	2	1	1		1	1	3	2	7	4	33	58	49	58	25	
125	Diseases of the pancreas.....	45						1			2	2	7	10	9	4	5	5	
126	Peritonitis without specified cause.....	80	2	3	3	2		3	2	2	2	2	6	12	18	10	9	4	
	VII.—Nonvenereal diseases of the genito-urinary system and annexe.....	5,550	28	4	2	6	4	12	24	31	62	74	109	467	707	1,132	1,459	1,429	
128	Acute nephritis (including unspecified under 10 years).....	145	13		1	3	1	6	3	4	6	6	14	19	17	15	20	17	
129	Chronic nephritis (including unspecified 10 years and over).....	4,516		1		2	2	2	16	20	42	42	47	320	564	990	1,260	1,208	
131	Other diseases of the kidneys and annexe.....	150	15	3	1	1	1	4	5	2	4	5	6	16	22	20	22	23	
132	Calculi of the urinary passages.....	74								2		3	1	12	14	14	17	11	
133	Diseases of the bladder.....	38									1		1	2	2	6	5	21	
134	Diseases of the urethra, etc.....	14											1	3	4	4	2		
135	Diseases of the prostate.....	324												1	9	54	122	138	
136	Nonvenereal diseases of the male genital organs.....	2												2					
137	Cysts, other benign tumors of the ovary.....	53									1	4	4	10	15	10	3	6	
138	Salpingitis and pelvic abscess (female).....	85							3	6	7	15	26	17	6	4	1		
139	Benign tumors of the uterus.....	116									4	11	47	38	10	3	3		
141	Other diseases of the female genital organs.....	33									2	3	9	9	5	3	1	1	
	VIII.—The puerperal state.....	508							48	109	114	110	118	9					
143	Accidents of pregnancy.....	63							5	10	13	17	17	17	1				
144	Puerperal hemorrhage.....	47							1	5	7	18	14	2					
145	Other accidents of labor.....	66							8	7	15	15	21						

CAUSES OF DEATH, BY AGE

165

TABLE 8.—DEATHS (EXCLUSIVE OF STILLBIRTHS) FROM EACH CAUSE, BY AGE, IN THE REGISTRATION AREA AND EACH REGISTRATION STATE: 1928—Continued

List No.	CAUSE OF DEATH	All deaths	Under 1 year	1 year	2 years	3 years	4 years	5 to 9 years	10 to 14 years	15 to 19 years	20 to 24 years	25 to 29 years	30 to 34 years	35 to 44 years	45 to 54 years	55 to 64 years	65 to 74 years	75 years and over	Age unknown
CALIFORNIA—Continued																			
VIII.—The puerperal state—Contd.																			
146	Puerperal septicemia	206								27	45	59	32	39	4				
147	Puerperal phlegmasia alba dolens, embolus, etc.	19									9	5	1	3	1				
148	Puerperal albuminuria and convulsions	106								7	33	15	26	24	1				
150	Puerperal diseases of the breast	1											1						
IX.—Diseases of the skin and of the cellular tissue																			
		139	17	2	1	2	2	3	3	8	5	5	8	8	7	15	19	34	
151	Gangrene	40	2				1					1	1	1		4	6	25	
152	Furuncle	28				1			1	3	3	3	3	5	2	3	2	2	
153	Acute abscess	41	6	2		1	1	2	2	3	1	1	5	1	2	6	5	3	
154	Other diseases of the skin and annexe	30	9		1			1		2	1			1	3	2	6	4	
X.—Diseases of the bones and of the organs of locomotion																			
		62	3	3	5	1		8	3	5	3	3	2	3	6	9	4	4	
155	Diseases of the bones (tuberculosis excepted)	54	2	3	5	1		8	3	5	2	3	2	3	4	7	4	2	
156	Diseases of the joints (tuberculosis and rheumatism excepted)	7	1								1				2	2		1	
158	Other diseases of the organs of locomotion	1																1	
XI.—Malformations																			
		496	427	19	9	7	3	15	7	3	1	2	1	1		1			
159a	Congenital hydrocephalus	52	39	4	3	3	1	2											
159b	Congenital malformations of the heart	275	237	11	3	3	1	7	5	3	1	2	1	1					
159c	Other congenital malformations	169	151	4	3	1	1	6	2							1			
XII.—Early infancy																			
		2,016	2,016																
160	Congenital debility, icterus, sclerema	209																	
161a	Premature birth	1,325	1,325																
161b	Injury at birth	310	310																
162	Other diseases peculiar to early infancy	163	163																
163	Lack of care	9	9																
XIII.—Old age (senility)																			
164		324														8	41	275	
XIV.—External causes																			
		6,881	86	68	75	67	56	247	149	314	516	537	486	1,119	1,026	815	652	642	26
Suicide																			
		1,339						4	25	75	117	122	261	303	218	155	58	1	
165	By poisons (gas or corrosives excepted)	128							4	12	16	9	26	30	22	8	1		
166	By corrosive substances	88							2	13	15	14	17	18	6	3			
167	By poisonous gas	230							4	13	24	24	40	57	35	25	8		
168	By hanging or strangulation	173						1	6	4	5	12	43	43	26	23	9	1	
169	By drowning	49							1	8	1	4	10	10	9	6	4		
170	By firearms	510						2	23	43	47	87	111	91	71	27			
171	By cutting or piercing instruments	97						1	8	1	8	7	18	26	16	15	5		
172	By jumping from high places	45							4	3	3	4	13	7	10	2	2		
173	By crushing	15								3	1	1	7		2	2	2		
174	By other means	4								1	1			1					
Homicide																			
		380	9	3	1		1	3	5	12	43	60	40	110	46	32	11	4	
197	By firearms	256	1	1	1			3	5	8	32	40	29	82	30	17	6	1	
198	By cutting or piercing instruments	44	1							2	8	9	3	11	4	5			
199	By other means	80	7	2			1			2	3	11	8	17	12	10	4	3	
Accidental, other, or undefined																			
		5,162	77	65	74	67	55	244	140	277	398	360	324	748	677	565	486	580	25
175	Poisoning by food	35	5	5			1	3	1		1	2		5	4	4	1	3	
176	Poisoning by venomous animals	8	1		1					3	1			1	1				
177	Other acute poisonings (gas excepted)	118	1	11	5	4	1		3	9	6	13	27	25	7	5	1		
178	Conflagration	89	5	2	2	2	4	5	3	2	5	7	6	10	9	7	12	7	1
179	Burns (conflagration excepted)	276	6	14	14	19	15	21	6	8	7	20	15	36	22	21	24	27	1
180	Mechanical suffocation	37	19					3	1	1	3		2	2	2	2	2		
181	Absorption of irrespirable, irritating, or poisonous gas	147	1				1	1		5	15	9	10	13	29	27	23	13	
182	Drowning	649	5	13	14	11	11	79	31	52	59	61	45	88	76	53	23	6	22
183	Traumatism by firearms (except in war)	109			2	1	2	7	15	21	13	11	4	16	9	6	1	1	
184	Traumatism by cutting or piercing instruments	30	1	2				1		1	4	1	4	4	6	5	3	1	
185	Traumatism by fall	858	5	4	1	3	4	5	12	18	17	25	27	77	81	87	132	360	
186a	Traumatism in mines	23								3	1	2		7	2	6		2	
186b	Traumatism in quarries	2								1				1					
187	Traumatism by machines	128						2	1	6	14	14	20	23	22	19	7		
188a	Railroad accidents	281		2	4	2	1	8	4	9	19	23	29	62	52	34	23	9	
	Collision with automobiles	115		1	1	1	1	5	3	2	8	14	10	25	28	10	7		
	Other railroad accidents	166		2	3	1		3	1	7	11	9	19	37	24	14	16	9	
188b	Street-car accidents	102				1		2		2	6	6	4	11	18	22	20	10	
	Collision with automobiles	37						2		1	5	5	3	7	4	3	6	1	
	Other street-car accidents	65				1				1	1	1	1	4	14	19	14	9	
188c	Automobile accidents (excluding collision with railroad trains and street cars)	1,755	5	9	23	21	12	92	48	115	159	108	108	282	253	219	182	123	1
188d	Airplane and balloon accidents	96			1			3	3	6	32	25	11	13	3		2		
188e,f	Injuries by other vehicles	61				1	1	2	2	9	12	5	4	4	5	6	4	6	
188g	Landslide, other crushing	48							1	5	4		5	12	10	3		1	
189	Injuries by animals (not poisoning)	22			1	1	1		1	1		1		2	4	6	3	1	
192	Starvation (deprivation of food or water)	3												1		1			
193	Excessive cold	4										1		1		2			
194	Excessive heat	25	8		2									5	4	2	3	1	
196	Other accidental electric shocks	46	1	1					2	3	6	7	4	9	8	3	1	1	
201	Fracture (cause not specified)	18					1					3	3	2	5	2	4	1	
202	Other external violence	192	14	2	4	1	1	12	9	10	9	18	14	34	27	21	10	6	
XV.—Ill-defined diseases																			
		102	14	13	2		1	2		2	3	3	2	7	12	13	17	11	
204	Sudden death	7	5									1				1			
205a	Ill-defined	60	3	10	2		1	2		1	2		1	2	9	9	11	7	
205b	Not specified or unknown	35	6	3						1	1	2		1	5	3	6	4	

MORTALITY STATISTICS

TABLE 8.—DEATHS (EXCLUSIVE OF STILLBIRTHS) FROM EACH CAUSE, BY AGE, IN THE REGISTRATION AREA AND EACH REGISTRATION STATE: 1928—Continued

List No.	CAUSE OF DEATH	All deaths	Under 1 year	1 year	2 years	3 years	4 years	5 to 9 years	10 to 14 years	15 to 19 years	20 to 24 years	25 to 29 years	30 to 34 years	35 to 44 years	45 to 54 years	55 to 64 years	65 to 74 years	75 years and over	Age un- known
COLORADO																			
	All causes.....	14, 077	1, 712	308	160	114	81	299	250	359	453	542	616	1, 299	1, 441	1, 779	2, 371	2, 279	14
	I.—Epidemic, endemic, and infectious diseases.....	3, 230	324	132	66	48	32	120	83	145	200	262	308	481	314	224	235	255	1
1	Typhoid and paratyphoid fever.....	42	1	—	—	1	—	5	4	11	4	3	2	6	3	—	2	—	—
5	Malaria.....	2	—	—	—	—	—	—	—	—	—	—	—	1	—	—	—	—	—
6	Smallpox.....	1	—	—	—	—	—	—	—	—	—	—	—	—	—	—	—	—	—
7	Measles.....	54	12	15	5	3	4	10	5	—	—	—	—	—	1	—	—	—	—
8	Scarlet fever.....	48	5	4	4	4	2	9	9	4	3	—	3	1	—	—	—	—	—
9	Whooping cough.....	121	78	28	4	6	4	1	—	—	—	—	—	—	—	—	—	—	—
10	Diphtheria.....	41	3	3	8	5	1	11	2	4	—	—	2	2	—	—	—	—	—
11a	Influenza (with pulmonary complications).....	776	97	43	25	9	10	19	9	23	26	16	30	73	62	86	110	138	—
11b	Influenza (other and unspecified).....	359	54	17	5	9	1	12	9	13	8	9	19	25	26	24	43	85	—
13	Mumps.....	3	—	—	—	—	—	1	1	—	—	—	—	—	—	—	—	—	—
16	Dysentery.....	17	5	4	—	1	—	—	—	1	—	—	1	1	1	1	1	2	—
19	Spirochetal hemorrhagic jaundice.....	1	—	—	—	—	—	—	—	—	—	—	—	—	—	—	—	—	—
21	Erysipelas.....	52	14	3	—	—	—	1	1	1	1	—	—	3	2	6	8	13	—
22	Acute anterior poliomyelitis.....	28	4	1	2	—	2	7	4	5	1	2	—	—	—	—	—	—	—
23	Lethargic encephalitis.....	15	—	—	—	1	—	2	—	—	—	—	—	3	1	4	3	1	—
24	Meningococcus meningitis.....	138	13	4	7	5	5	27	24	22	6	5	3	9	4	3	1	—	—
25	Other epidemic and endemic diseases.....	7	1	—	1	—	—	—	—	—	—	1	1	—	—	—	1	—	—
29	Tetanus.....	6	—	—	—	—	—	3	—	—	—	—	—	2	—	—	—	—	—
30	Mycoses.....	2	—	1	—	—	—	—	—	—	—	—	—	—	—	—	—	—	—
	Tuberculosis (all forms).....	1, 415	12	8	5	4	3	11	14	59	145	222	234	340	196	82	59	10	1
31	Of the respiratory system.....	1, 321	2	2	1	—	1	4	10	51	136	215	230	327	187	89	56	9	1
32	Of the meninges, central nervous system.....	32	9	5	2	2	1	6	3	1	—	—	1	—	1	—	1	—	—
33	Of the intestines, peritoneum.....	17	—	—	1	1	—	1	1	3	3	—	—	3	2	—	—	1	—
34	Of the vertebral column.....	15	—	—	—	—	1	—	—	—	—	2	3	4	3	—	—	—	—
35	Of the joints.....	2	—	—	—	—	—	—	—	—	1	1	—	—	—	—	—	—	—
36	Of other organs.....	9	—	—	—	1	—	—	—	—	—	1	—	2	2	3	—	—	—
37a	Disseminated (acute).....	17	1	1	1	—	—	—	2	5	2	—	—	4	1	—	—	—	—
37b	Disseminated (chronic or unspecified).....	2	—	—	—	—	—	—	—	1	—	1	—	—	—	—	—	—	—
38	Syphilis.....	75	21	1	—	—	—	—	—	1	2	—	10	11	14	8	5	2	—
40	Gonococcus infection.....	10	—	—	—	—	—	—	—	1	2	—	3	3	1	—	—	—	—
41	Purulent infection, septicemia.....	16	4	—	—	—	—	1	1	1	2	—	—	1	2	1	1	2	—
42	Other infectious diseases.....	1	—	—	—	—	—	—	—	—	—	1	—	—	—	—	—	—	—
	II.—General diseases not included in Class I.....	1, 464	25	2	4	4	2	10	12	25	15	20	30	122	242	363	391	197	—
	Cancer and other malignant tumors.....	1, 017	—	—	1	—	—	—	—	7	5	7	11	83	174	274	299	156	—
43	Of the buccal cavity.....	28	—	—	1	—	—	—	—	—	—	—	—	1	4	5	10	7	—
44	Of the stomach, liver.....	358	—	—	—	—	—	—	—	—	—	1	4	19	45	94	133	62	—
45	Of the peritoneum, intestines, rectum.....	138	—	—	—	—	—	—	—	1	1	3	2	11	22	37	38	23	—
46	Of the female genital organs.....	131	—	—	—	—	—	—	—	—	1	2	2	29	32	36	25	4	—
47	Of the breast.....	111	—	—	—	—	—	—	—	—	—	—	1	9	27	45	18	11	—
48	Of the skin.....	23	—	—	—	—	—	—	—	—	—	—	—	1	8	4	10	—	—
49	Of other or unspecified organs.....	228	—	—	—	—	—	—	6	3	1	2	14	43	49	71	39	—	—
50	Tumors, benign and unqualified (tumors of the female genital organs excepted).....	6	—	—	1	—	—	—	—	—	—	—	—	1	2	—	—	2	—
51	Acute rheumatic fever.....	25	—	—	—	—	—	3	5	1	2	1	1	1	4	5	1	1	—
52	Chronic rheumatism, osteoarthritis, gout.....	18	—	—	—	—	—	—	—	1	—	—	—	—	2	2	5	7	—
53	Scurvy.....	1	1	—	—	—	—	—	—	—	—	—	—	—	—	—	—	—	—
54	Pellagra.....	3	—	—	—	—	—	—	—	—	—	1	—	—	—	—	—	—	—
56	Rickets.....	2	2	—	—	—	—	—	—	—	—	—	—	—	—	—	—	—	—
57	Diabetes mellitus.....	186	—	1	—	—	—	3	7	—	4	3	6	15	22	42	52	24	—
58a	Pernicious anemia.....	34	—	—	—	—	—	—	—	1	1	1	—	2	7	9	10	3	—
58b	Other anemias and chlorosis.....	7	—	—	—	—	—	1	—	—	—	—	—	1	1	2	1	—	—
59	Diseases of the pituitary gland.....	1	—	—	—	—	—	—	—	—	—	—	—	—	—	—	—	—	—
60a	Exophthalmic goiter.....	46	—	—	—	—	—	—	1	3	2	4	5	10	10	11	—	—	—
60b	Other diseases of the thyroid gland.....	7	—	—	—	—	—	—	1	—	—	—	1	—	1	2	1	—	—
62	Diseases of the thymus gland.....	15	11	1	—	1	—	2	—	—	—	—	—	—	—	—	—	—	—
63	Diseases of the adrenals (Addison's disease).....	4	—	—	—	—	—	—	—	—	—	—	—	1	1	1	1	—	—
65a	Leukemia.....	20	1	—	—	—	—	—	—	3	—	2	1	4	6	3	—	—	—
65b	Hodgkin's disease.....	10	—	—	—	—	—	—	—	—	—	1	2	1	3	2	—	—	—
66	Alcoholism (acute or chronic).....	27	—	—	—	—	—	—	—	1	—	—	2	9	5	7	2	1	—
67a	Chronic lead poisoning.....	1	—	—	—	—	—	—	—	—	—	—	—	—	—	1	—	—	—
67b	Other chronic mineral poisoning.....	1	—	—	—	—	—	—	—	—	—	—	—	—	—	1	—	—	—
68	Chronic poisoning by organic substances.....	6	—	—	—	—	—	—	—	—	—	1	—	—	3	—	2	—	—
69	Other general diseases.....	27	10	—	2	2	2	1	—	1	—	1	2	1	1	—	2	2	—
	III.—Diseases of the nervous system and of the organs of special sense.....	1, 243	27	7	9	4	3	12	20	13	17	17	17	68	126	234	339	330	—
70	Encephalitis.....	19	—	—	1	—	—	2	—	1	3	2	2	2	4	1	1	2	—
71a	Simple meningitis.....	26	4	—	—	—	—	1	3	2	5	2	3	4	4	—	—	—	—
71b	Nonepidemic cerebrospinal meningitis.....	24	3	—	1	1	1	4	2	6	—	1	3	—	2	—	—	—	—
72	Tabes dorsalis (locomotor ataxia).....	12	—	—	—	—	—	—	—	—	—	—	—	1	3	4	4	—	—
73	Other diseases of the spinal cord.....	36	1	2	—	—	—	1	1	1	1	—	—	3	3	7	10	7	—
74a	Cerebral hemorrhage.....	833	1	—	—	—	—	1	1	1	4	5	3	18	69	167	277	286	—
74b	Cerebral embolism and thrombosis.....	60	—	—	—	—	—	1	—	—	—	—	—	3	4	9	20	13	—
75	Paralysis without specified cause.....	28	—	—	—	—	—	—	1	—	—	—	—	1	2	7	5	12	—
76	General paralysis of the insane.....	61	—	—	—	—	—	—	—	—	—	1	3	14	17	19	6	1	—
77	Other forms of mental alienation.....	5	—	—	—	—	—	—	—	—	—	—	—	2	1	1	4	4	—
78	Epilepsy.....	36	—	—	1	—	—	—	4	1	4	3	3	7	2	4	—	—	—
80	Infantile convulsions (under 5 years).....	5	3	2	—	—	—	—	—	—	—	—	—	—	—	—	—	—	—
82	Neuralgia and neuritis.....	5	—	—	—	—	—	—	—	—	—	—	—	1	3	—	—	1	—
83	Softening of the brain.....	5	—	—	—	—	—	—	—	—	—	—	—	—	—	—	—	—	—
84	Other diseases of the nervous system.....	41	—	—	—	—	—	1	1	—	2	1	1	9	8	10	6	2	—
85	Diseases of the eye and annexa.....	2	—	—	—	—	—	—	—	—	—	—	—	—	—	1	—	—	—
86a	Diseases of the ear.....	30	7	1	6	—	1	2	4	1	—	3	—	1	—	2	1	1	—
86b	Diseases of the mastoid process.....	25	8	2	—	2	—	2	1	1	—	—	—	3	4	1	—	—	—

167

List No.	CAUSE OF DEATH	All deaths	Under 1 year	1 year	2 years	3 years	4 years	5 to 9 years	10 to 14 years	15 to 19 years	20 to 24 years	25 to 29 years	30 to 34 years	35 to 44 years	45 to 54 years	55 to 64 years	65 to 74 years	75 years and over	Age unknown
COLORADO—Continued																			
	IV.—Diseases of the circulatory system	2,147	6	4	2	1	3	16	32	25	25	25	29	104	228	378	623	643	3
87	Pericarditis	9						1			3		1		2	1		1	
88	Endocarditis and myocarditis (acute)	98	5	2				4	4	6	7	6	8	12	11	13	10	10	
89	Angina pectoris	179															67	31	
90	Other diseases of the heart	1,575	1	2	2	1	2	10	28	18	11	17	18	74	165	280	476	467	3
91a	Aneurysm	32															6	4	
91b,c	Other diseases of the arteries	207					1				1		1	2	9	8	53	120	
92	Embolism and thrombosis (not cerebral)	35						1		1	1	1	3	3	9	8	8	1	
93	Diseases of the veins	8								1					3	3			
95	Hemorrhage without specified cause	1								1									
96	Other diseases of the circulatory system	3														2		1	
	V.—Diseases of the respiratory system	1,469	259	67	28	21	13	31	15	28	32	36	48	120	138	156	235	239	3
97a	Diseases of the nasal fossae	3	1	1														1	
97b	Diseases of the nasal fossae annexa	26					1	2	3	4	3	1		7	2	3			
98	Diseases of the larynx	5		1		2	1						1						
99a	Acute bronchitis	11	3											1			2	4	
99b	Chronic bronchitis	12	2												3	5	2	10	
99c,d	Bronchitis (unspecified)	22	2													1	6	2	
100a	Broncho-pneumonia	503	180	48	12	9	1	7	2	3	2	7	10	16	14	33	72	86	1
100b	Capillary bronchitis	5	2	1						1								1	
101a	Lobar pneumonia	725	55	15	14	9	8	18	8	17	24	25	28	81	102	101	121	98	1
101b	Pneumonia (unspecified)	36	12	1		1	1	1	1				2	2	1	2	7	6	1
102	Pleurisy	21			1		1	1	1	2	2	1	3	3	2	2	1	1	
103	Congestion and hemorrhagic infarct of the lung	16	1												1		2	12	
104	Gangrene of the lung	3											1	1			1		
105	Asthma	47								1			2	5	5	7	12	15	
106	Pulmonary emphysema	3													1	1		1	
107	Other diseases of the respiratory system (tuberculosis excepted)	31	1		1			1			1	2	1	6	7		9	2	
	VI.—Diseases of the digestive system	1,105	234	61	20	15	16	44	30	32	25	43	33	113	113	126	113	85	2
108	Diseases of the mouth and annexa	5												1	2		1	1	
109b	Other diseases of the pharynx, tonsils																		

MORTALITY STATISTICS

TABLE 8.—DEATHS (EXCLUSIVE OF STILLBIRTHS) FROM EACH CAUSE, BY AGE, IN THE REGISTRATION AREA AND EACH REGISTRATION STATE: 1928—Continued

List No.	CAUSE OF DEATH	All deaths	Under 1 year	1 year	2 years	3 years	4 years	5 to 9 years	10 to 14 years	15 to 19 years	20 to 24 years	25 to 29 years	30 to 34 years	35 to 44 years	45 to 54 years	55 to 64 years	65 to 74 years	75 years and over	Age unknown
COLORADO—Continued																			
	X.—Diseases of the bones and of the organs of locomotion.....	12			1			1	1	3	1	1		2	1		1		
155	Diseases of the bones (tuberculosis excepted).....	10			1			1	1	2	1			2	1		1		
156	Diseases of the joints (tuberculosis and rheumatism excepted).....	2								1		1							
	XI.—Malformations.....	123	112	4	2	2	1	1							1				
159a	Congenital hydrocephalus.....	7	5	1		1													
159b	Congenital malformations of the heart.....	60	54	2	2			1							1				
159c	Other congenital malformations.....	56	53	1		1	1												
	XII.—Early infancy.....	667	667																
160	Congenital debility, icterus, sclerema.....	59	59																
161a	Premature birth.....	448	448																
161b	Injury at birth.....	95	95																
162	Other diseases peculiar to early infancy.....	61	61																
163	Lack of care.....	4	4																
164	XIII.—Old age (senility).....	131														2	16	112	1
	XIV.—External causes.....	1,162	30	26	24	18	10	57	51	54	77	75	87	170	153	105	103	120	2
	Suicide.....	184								2	11	21	19	30	35	28	29	8	1
165	By poisons (gas or corrosives excepted).....	25								1		1	2	1	7	4	6	2	1
166	By corrosive substances.....	16									1	3	1	3	2	2	4		
167	By poisonous gas.....	20									1	3	1	5	7	2	1		
168	By hanging or strangulation.....	12										4	1	4	2		1		
169	By drowning.....	2												1		1			
170	By firearms.....	93								1	8	10	11	14	13	15	15	6	
171	By cutting or piercing instruments.....	9									1		1	2	1	2	2		
172	By jumping from high places.....	3											1		2				
173	By crushing.....	2														2			
174	By other means.....	2											1			1			
	Homicide.....	61	3		2	1		1		3	5	6	11	17	6	3		3	
197	By firearms.....	47						1		3	4	6	9	15	6	2		1	
198	By cutting or piercing instruments.....	2																	
199	By other means.....	12	3		2	1					1			2		1		2	
	Accidental, other, or undefined.....	917	27	26	22	17	10	56	51	49	61	48	57	123	112	74	74	109	1
175	Poisoning by food.....	14	2		1	1	1			2				1	1		4	1	
176	Poisoning by venomous animals.....	5			1				1							2			
177	Other acute poisonings (gas excepted).....	19	2		1	2	1						1	3	2	4	3		
178	Conflagration.....	33	2		1	2	2	3	1	4	2	2	5	5	2	2		8	
179	Burns (conflagration excepted).....	54	2	6	5	2	1	9	3	1	3	1	5	2	4	2		1	
180	Mechanical suffocation.....	12	7					3						1					
181	Absorption of irrespirable, irritating, or poisonous gas.....	19										1	3	3	4	2	2	4	
182	Drowning.....	66	1	11	7	5		7	7	10	5	7	2	4					
183	Traumatism by firearms (except in war).....	39		1		1		1	6	7	4	2	7	3	3	3	1		
184	Traumatism by cutting or piercing instruments.....	9					1		1					2	3	1	1		
185	Traumatism by fall.....	150	2	1	1			3	5	2	2	3	1	11	8	15	23	73	
186a	Traumatism in mines.....	53								2	6	5	7	22	6	4	1		
186b	Traumatism in quarries.....	2												2					
187	Traumatism by machines.....	20								1		1		8	5	5			
188a	Railroad accidents.....	58	1		1			1		2	8	6	1	8	16	7	4	3	
	Collision with automobiles.....	15								3	1	1		2	6	2		1	
	Other railroad accidents.....	43	1		1			1		2	5	5	1	6	10	5	4	2	
188b	Street-car accidents.....	8							1					1			1	5	
188c	Automobile accidents (excluding collision with railroad trains and street cars).....	221	2	2	2	2	1	23	15	11	19	14	13	31	37	16	25	8	
188d	Airplane and balloon accidents.....	9								1	4		3	1					
188e,f	Injuries by other vehicles.....	26	1	1	1	1	1	2	3			2	1	3	5	1	3		1
188g	Landslide, other crushing.....	14							1	1	1	1	1	2	3	2	2		
189	Injuries by animals (not poisoning).....	5													3	2			
193	Excessive cold.....	8										1	1	1			3	2	
195	Lightning.....	13							2	1		2	1	1	3	3			
196	Other accidental electric shocks.....	4								1			1	2					
201	Fracture (cause not specified).....	3		1										1		1			
202	Other external violence.....	53	5	3	1	1	2	4	5	3	6		4	5	9	2	1	2	
	XV.—Ill-defined diseases.....	52	18	2	1						1	1	1	3	8	6	8	1	2
204	Sudden death.....	3													1		2		
205a	Ill-defined.....	12		2							1			2	1	4	1	1	
205b	Not specified or unknown.....	37	18		1							1	1	1	6	2	5		2

CAUSES OF DEATH, BY AGE

169

TABLE 8.—DEATHS (EXCLUSIVE OF STILLBIRTHS) FROM EACH CAUSE, BY AGE, IN THE REGISTRATION AREA AND EACH REGISTRATION STATE: 1928—Continued

List No.	CAUSE OF DEATH	All deaths	Under 1 year	1 year	2 years	3 years	4 years	5 to 9 years	10 to 14 years	15 to 19 years	20 to 24 years	25 to 29 years	30 to 34 years	35 to 39 years	40 to 44 years	45 to 49 years	50 to 54 years	55 to 59 years	60 to 64 years	65 to 69 years	70 years and over	Age unknown
CONNECTICUT																						
	All causes.....	17,938	1,655	267	135	104	86	311	232	325	436	423	518	1,483	2,086	2,963	3,406	3,492	16			
	I.—Epidemic, endemic, and infectious diseases.....	1,962	180	100	49	29	26	85	42	99	166	137	146	274	235	190	125	79				
1.	Typhoid and paratyphoid fever.....	10							2	1		1	2	2	1		1	1				
5	Malaria.....	2															1	1				
7	Measles.....	70	14	29	12	2	4	8									1	1				
8	Scarlet fever.....	20	1	1	1	3	2	2	4				1	2	1	1	1					
9	Whooping cough.....	107	66	26	9	2	2	2														
10	Diphtheria.....	85	2	6	4	11	11	36	8	1			1	1	2	2						
11a	Influenza (with pulmonary complications).....	224	24	7	5	2	3	8	6	6	3	4	8	31	20	33	35	29				
11b	Influenza (other and unspecified).....	80	12	4	1	2		2	2	1	3	1	1	5	5	11	12	18				
13	Mumps.....	3			1	1											1	1				
16	Dysentery.....	7	1	1	1	1								1		1		1				
21	Erysipelas.....	51	15	3					1	1			2	3	11	5	8	3				
22	Acute anterior poliomyelitis.....	14	4		1			2	3	1	1			2	2							
23	Lethargic encephalitis.....	21		1	2			2	2	2	1	2	2	1	4	1	1					
24	Meningococcus meningitis.....	23	5	3	2			3	1	1	2		2	3	1							
25	Other epidemic and endemic diseases.....	4	1	2	1																	
29	Tetanus.....	17	2					2	1	2	1			2	4	2		1				
30	Mycoses.....	1																				
	Tuberculosis (all forms).....	1,116	18	17	9	5	4	18	12	80	151	126	124	203	166	116	47	20				
31	Of the respiratory system.....	996	4	2	1	1		4	9	73	145	118	117	194	155	111	45	17				
32	Of the meninges, central nervous system.....	51	9	10	6	2	3	9	1	3	1	2	3	3	2	2		2				
33	Of the intestines, peritoneum.....	28		2	1			2	1	2	2	2	3	2	7							
34	Of the vertebral column.....	6				1		1			1	1	2									
35	Of the joints.....	4			1			1						1			1					
36	Of other organs.....	15	2			1		1		1	1	2	1	1	2	2	1	1				
37a	Disseminated (acute).....	15	3	3			1		1	1	1	2	1	2	2	1						
37b	Disseminated (chronic or unspecified).....	1									1											
38	Syphilis.....	85	13						2	3	2		3	14	19	14	15	3				
40	Gonococcus infection.....	7												2		1	1					
41	Purulent infection, septicemia.....	15	2						1	1	1	1		2	1	2	1	3				
	II.—General diseases not included in Class I.....	2,518	33	6	2	5	5	18	21	19	23	18	47	210	412	672	662	361	4			
	Cancer and other malignant tumors.....	1,792		1	2	1	2	6	6	5	4	5	24	130	305	517	494	287	3			
43	Of the buccal cavity.....	45												3	6	14	16	6				
44	Of the stomach, liver.....	565		1		1			2				1	28	88	168	169	104				
45	Of the peritoneum, intestines, rectum.....	308						2	1		2			5	25	30	89	92	61	1		
46	Of the female genital organs.....	226								1	2		1	7	23	59	71	50	12			
47	Of the breast.....	176											3	23	41	48	29	30	2			
48	Of the skin.....	45				1								1	4	6	11	22				
49	Of other or unspecified organs.....	427		2				4	3	4		3	6	27	77	121	127	52				
50	Tumors, benign and unqualified (tumors of the female genital organs excepted).....	14	1	1					1		1	1	1	2	5	1	4	1				
51	Acute rheumatic fever.....	35				1	1	3	7	2	1	3	2									
52	Chronic rheumatism, osteoarthritis, gout.....	18												1	2	2	5	8				
54	Pellagra.....	2																				
56	Rickets.....	6	2	2			1	1														
57	Diabetes mellitus.....	367						3	4	2	8	1	3	15	49	105	125	52				
58a	Pericious anemia.....	44						1					1	5	5	13	13	6				
58b	Other anemias and chlorosis.....	12	3							1	1				2	3	1	1				
59	Diseases of the pituitary gland.....	1											1									
60a	Exophthalmic goiter.....	22							3	3		1	1	7	1	3	2	1				
60b	Other diseases of the thyroid gland.....	3		1				1						1								
61	Diseases of the parathyroid glands.....	1	1																			
62	Diseases of the thymus gland.....	13	12						1													
63	Diseases of the adrenals (Addison's disease).....	7											1	4	1		1					
64	Diseases of the spleen.....	3													3	9	6	4	1			
65a	Leukemia.....	45	1			3		3	3	2	1	1	3	8	2	1	3	1				
65b	Hodgkin's disease.....	17								1	2		1	4	3							
66	Alcoholism (acute or chronic).....	91								1		4	6	27	31	11	8	2	1			
67a	Chronic lead poisoning.....	2									1				1							
67b	Other chronic mineral poisoning.....	1																				
69	Other general diseases.....	22	13	1			1			1	1				1	1	2	1				
	III.—Diseases of the nervous system and of the organs of special sense.....	1,917	29	9	7	8	7	25	11	16	19	22	21	109	217	367	485	565				
70	Encephalitis.....	23	1		1			4	1	1	1	1		6	2	3	1					
71a	Simple meningitis.....	22	4	2			1	4	4		1	1			3	3						
71b	Non-epidemic cerebrospinal meningitis.....	7	1	1		2									1							
72	Tabes dorsalis (locomotor ataxia).....	15												2	3	5	4	1				
73	Other diseases of the spinal cord.....	57			2			3	2	1			1	7	16	16	6	3				
74a	Cerebral hemorrhage.....	1,407	2	1				2		1	1	1	6	41	140	293	421	499				
74b	Cerebral embolism and thrombosis.....	89			1		1	2	1	2	3	2	4	8	14	18	7	8				
75	Paralysis without specified cause.....	18			1								1	1	1	1	1	1				
76	General paralysis of the insane.....	65										3	3	19	15	13	8	4				
77	Other forms of mental alienation.....	7										1	1	1	1	1	1	1				
78	Epilepsy.....	42						4	6	7	4	1		8	7	3	1	1				
79	Convulsions (nonpuerperal; 5 years and over).....	3							1					1	1							
80	Infantile convulsions (under 5 years).....	13	8	1	1	1	2															
82	Neuralgia and neuritis.....	5											1	1								
83	Softening of the brain.....	5																				
84	Other diseases of the nervous system.....	91	4	2		2	1	3	3	2	5	6	3	11	16	13	12	1				
85	Diseases of the eye and annexa.....	2																				
86a	Diseases of the ear.....	29	8	1	2	1	1	1	2	1		2	2	3	3	2	1	1				
86a	Diseases of the mastoid process.....	17	1	1				4					1	4		1	2	1				

MORTALITY STATISTICS

TABLE 8.—DEATHS (EXCLUSIVE OF STILLBIRTHS) FROM EACH CAUSE, BY AGE, IN THE REGISTRATION AREA AND EACH REGISTRATION STATE: 1928—Continued

List No.	CAUSE OF DEATH	All deaths	Under 1 year	1 year	2 years	3 years	4 years	5 to 9 years	10 to 14 years	15 to 19 years	20 to 24 years	25 to 29 years	30 to 34 years	35 to 44 years	45 to 54 years	55 to 64 years	65 to 74 years	75 years and over	Age unknown
CONNECTICUT—Continued																			
	IV.—Diseases of the circulatory system.....	4,300	7	5	4	4	3	18	31	35	33	41	56	206	445	819	1,192	1,399	2
87	Pericarditis.....	7																	
88	Endocarditis and myocarditis (acute).....	168	4	1	1	1	2	6	8	9	12	8	10	35	17	18	21	15	
89	Angina pectoris.....	321											2	17	40	88	97	76	
90	Other diseases of the heart.....	3,312	3	4	3	3		11	23	26	19	27	39	140	350	631	939	1,092	2
91a	Aneurysm.....	26											2	2	8	6	7	1	
91b,c	Other diseases of the arteries.....	344												3	11	40	101	189	
92	Embolism and thrombosis (not cerebral).....	98									1	3	1	5	13	29	22	24	
93	Diseases of the veins.....	19									1	1		1	7	7	4	1	
94	Diseases of the lymphatic system.....	2						1											
95	Hemorrhage without specified cause.....	1												1					
96	Other diseases of the circulatory system.....	2											1				1		
	V.—Diseases of the respiratory system.....	1,684	226	92	33	20	13	29	19	33	32	35	45	148	187	231	235	304	2
97b	Diseases of the nasal fossæ annexa.....	3							1	1					1				
98	Diseases of the larynx.....	10		1	2	1	1	1			1				1	1		1	
99a	Acute bronchitis.....	40	17	2	1									1	1		2	16	
99b	Chronic bronchitis.....	35								1	1		1	1	2	6	8	15	
99c,d	Bronchitis (unspecified).....	20	8	2											2			8	
100a	Broncho-pneumonia.....	538	134	55	10	9	4	8	2	7	4	8	4	19	36	57	71	109	1
100b	Capillary bronchitis.....	5	3	1															
101a	Lobar pneumonia.....	883	49	25	18	8	6	13	13	22	21	25	33	110	124	154	140	121	1
101b	Pneumonia (unspecified).....	39	6	1	1	1	1	3		1	2	2	2	3	7	4	5	7	
102	Pleurisy.....	42	3	4	1	1	1	2	2	2	2	2	2	5	3	3	4	5	
103	Congestion and hemorrhagic infarct of the lung.....	31	5	1							1			1	3		2	16	
104	Gangrene of the lung.....	3						1								2			
105	Asthma.....	18											4	1	2	3	2	5	
106	Pulmonary emphysema.....	1													1				
107	Other diseases of the respiratory system (tuberculosis excepted).....	16						1	1		1			5	4	1	1	1	
	VI.—Diseases of the digestive system.....	1,082	144	22	13	12	11	36	25	28	26	38	48	133	166	152	136	92	
108	Diseases of the mouth and annexa.....	15	1					1			1			4	4	2	1	1	
109b	Other diseases of the pharynx, tonsils.....	57		2	1	2	3	7	8	3	1	5	2	7	8	4	3	1	
110	Diseases of the esophagus.....	1		1															
111a	Ulcer of the stomach.....	69	1									1	7	12	21	13	9	5	
111b	Ulcer of the duodenum.....	40									1	2	2	10	7	11	5	2	
112	Other diseases of the stomach (cancer excepted).....	42	7	2	1			1			1			4	5	4	7	10	
113	Diarrhea and enteritis (under 2 years).....	133	119	14															
114	Diarrhea and enteritis (2 years and over).....	39			5	1	1	3		2	2	1	2	4	3	4	4	7	
116	Diseases due to other intestinal parasites.....	1																	
117	Appendicitis and typhlitis.....	200		1	2	6	3	17	14	15	15	19	12	30	34	12	15	5	
118a	Hernia.....	71	1					1		2			1	4	7	19	23	13	
118b	Intestinal obstruction.....	101	5		1		3	1	1	5	1	4	9	14	12	17	15	13	
119	Other diseases of the intestines.....	19												2	5	4	3	5	
120	Acute yellow atrophy of the liver.....	7												1	1				
122	Cirrhosis of the liver.....	112						2					3	1	1	1			
123	Biliary calculi.....	78									1	1	1	15	20	15	16	9	
124	Other diseases of the liver.....	48	1									2	3	8	12	7	8	7	
125	Diseases of the pancreas.....	11							1				2	2	2	4			
126	Peritonitis without specified cause.....	38	9	2	3	3	1	3	2		2	3	2	2	1	1	1	3	
	VII.—Nonvenereal diseases of the genito-urinary system and annexa.....	1,612	8	2	2			7	8	8	17	18	39	122	185	341	400	453	2
128	Acute nephritis (including unspecified under 10 years).....	48	2	1	1			2	1		2	2	3	12	8	5	2	7	
129	Chronic nephritis (including unspecified 10 years and over).....	1,349	1					3	7	2	9	11	28	81	146	304	361	394	2
131	Other diseases of the kidneys and annexa.....	43	3	1	1			2		4	2		1	6	8	4	4	7	
132	Calculi of the urinary passages.....	18											1	1	3	9	3	1	
133	Diseases of the bladder.....	10														1	2	7	
134	Diseases of the urethra, etc.....	2																	
135	Diseases of the prostate.....	69													1		1		
136	Nonvenereal diseases of the male genital organs.....	2	1													12	23	32	
137	Cysts, other benign tumors of the ovary.....	8														1			
138	Salpingitis and pelvic abscess (female).....	19								2					2	2	1	1	
139	Benign tumors of the uterus.....	26									2		1	9	3	1	1	1	
141	Other diseases of the female genital organs.....	17											4	9	11				
142	Nonpuerperal diseases of the breast (cancer excepted).....	1	1							2				2	5	2	1	3	
	VIII.—The puerperal state.....	150							8	25	30	32	54		1				
143	Accidents of pregnancy.....	17									2	4	3	8					
144	Puerperal hemorrhage.....	17									4	1	5	6	1				
145	Other accidents of labor.....	24									6	5	7						
146	Puerperal septicemia.....	47								5	8	6	7	19					
147	Puerperal phlegmasia alba dolens, embolus, etc.....	10									1	2	5	2					
148	Puerperal albuminuria and convulsions.....	34								3	4	9	6	12					
49	Following childbirth (undefined).....	1										1							

CAUSES OF DEATH, BY AGE

171

TABLE 8.—DEATHS (EXCLUSIVE OF STILLBIRTHS) FROM EACH CAUSE, BY AGE, IN THE REGISTRATION AREA AND EACH REGISTRATION STATE: 1928—Continued

List No.	CAUSE OF DEATH	All deaths	Under 1 year	1 year	2 years	3 years	4 years	5 to 9 years	10 to 14 years	15 to 19 years	20 to 24 years	25 to 29 years	30 to 34 years	35 to 39 years	40 to 44 years	45 to 49 years	50 to 54 years	55 to 59 years	60 to 64 years	65 to 69 years	70 years and over	Age unknown
CONNECTICUT—Continued																						
	IX.—Diseases of the skin and of the cellular tissue.....	47	8	1		1			4		1		1	4	2	5	5	15				
151	Gangrene.....	13												1	1			1	10			
152	Furuncle.....	7	1						3					1	1			1				
153	Acute abscess.....	14	3			1					1		1	2			2	2	2			
154	Other diseases of the skin and annexe.....	13	4	1					1								3	1	3			
	X.—Diseases of the bones and of the organs of locomotion.....	23	1	1		1		1	2	3	1	1	1	3			2	2	4			
155	Diseases of the bones (tuberculosis excepted).....	15	1	1				1	2	3			1	2			1	1	2			
156	Diseases of the joints (tuberculosis and rheumatism excepted).....	5				1						1		1			1	1				
158	Other diseases of the organs of locomotion.....	3									1								2			
	XI.—Malformations.....	188	168	6	2	3		4	2	2			1									
159a	Congenital hydrocephalus.....	34	28	1	1			4														
159b	Congenital malformations of the heart.....	87	76	3	1	3			1	2			1									
159c	Other congenital malformations.....	67	64	2					1													
	XII.—Early infancy.....	818	818																			
160	Congenital debility, icterus, sclerema.....	67	67																			
161a	Premature birth.....	436	436																			
161b	Injury at birth.....	242	242																			
162	Other diseases peculiar to early infancy.....	71	71																			
163	Lack of care.....	2	2																			
164	XIII.—Old age (senility).....	66															2	5	59			
	XIV.—External causes.....	1,515	20	20	23	20	21	88	66	73	93	83	81	210	228	173	152	158	6			
	Suicide.....	236							1	1	6	13	21	50	64	39	29	11	1			
165	By poisons (gas or corrosives excepted).....	10											2	4		1	3					
166	By corrosive substances.....	28										1	2	6	7	1	5					
167	By poisonous gas.....	59							1		2	2	9	9	19	8	4	5				
168	By hanging or strangulation.....	49									1	4	1	12	14	9	5	3				
169	By drowning.....	23									1	2	1	3	10	3	3					
170	By firearms.....	42								1	2	4	4	10	6	5	6	3	1			
171	By cutting or piercing instruments.....	14											1	3	6	2	2					
172	By jumping from high places.....	5												1	1	1	3					
173	By crushing.....	4												2	1	1	1					
174	By other means.....	2																1				
	Homicide.....	43	5							3	3	4	12	8	4	3						
197	By firearms.....	19						1		1	1	2	8	3	2	1						
198	By cutting or piercing instruments.....	7							1				2	2	2							
199	By other means.....	17	5							2	2	2	2	3		2						
	Accidental, other, or undefined.....	1,236	15	20	23	20	21	87	65	69	84	66	48	152	160	131	123	147	5			
175	Poisoning by food.....	2						1														
177	Other acute poisonings (gas excepted).....	12		3			1			1	1			1	2	1		2				
178	Conflagration.....	14			1		1	4						1	4		1	1				
179	Burns (conflagration excepted).....	64	2	7	8	5	3	10	1	1	1	2	3	5	5	4	4	3				
180	Mechanical suffocation.....	10	6						1				1	1			1					
181	Absorption of irrespirable, irritating, or poisonous gas.....	73	1		2	1				5	1	8	2	8	17	9	12	7				
182	Drowning.....	132		2	2	2	1	16	24	18	15	7	7	8	17	7	4	4	2			
183	Traumatism by firearms (except in war).....	18					1	1	2	3	3	1		4	1	1	1					
184	Traumatism by cutting or piercing instruments.....	10										1	3	2	2	2						
185	Traumatism by fall.....	223		2	2			7	3	2	1	3	4	17	23	31	41	87				
186b	Traumatism in quarries.....	2											1	1								
187	Traumatism by machines.....	21						2	2	3			6	3	2	3						
188a	Railroad accidents.....	59			2			1	7	5			6	3	15	7	5	4	2			
	Collision with automobiles.....	19			2				2	2	2	2	4	4	4	3	1	1	1			
	Other railroad accidents.....	40						1	5	3	4	3	11	3	5	3	1	1	1			
188b	Street-car accidents.....	25			1			1	2	2	1		3	3	4	5	4	2				
	Collision with automobiles.....	8						1		2	1		2	2	2							
	Other street-car accidents.....	17			1				2				1	2	5	4	2					
188c	Automobile accidents (excluding collision with railroad trains and street cars).....	407	4	5	3	9	12	42	22	21	39	21	18	52	52	52	33	20	2			
188d	Airplane and balloon accidents.....	2										2										
188e,f	Injuries by other vehicles.....	19						1	1	2	4	2	1	2	1	1	1	3				
188g	Landslide, other crushing.....	10							1		3	1		2	2		1					
189	Injuries by animals (not poisoning).....	6							1			1			3		1	1				
193	Excessive cold.....	4														1	2	1				
194	Excessive heat.....	12							1					2	3	1	1	4				
195	Lightning.....	3									1			1	1	1						
196	Other accidental electric shocks.....	10									1	3	1	3	2							
201	Fracture (cause not specified).....	30		1				2	2	1	1		3	3	6	4	10					
202	Other external violence.....	68	2		2	3	1	3	4	3	3	6	4	15	12	2	5	3				
	XV.—Ill-defined diseases.....	56	13	3		1			1	1				10	8	9	7	3				
204	Sudden death.....	19	1											3	4	5	5	1				
205a	Ill-defined.....	18	2	2		1				1				5	2	2	2	1				
205b	Not specified or unknown.....	19	10	1					1					2	2	2	2	1				

MORTALITY STATISTICS

TABLE 8.—DEATHS (EXCLUSIVE OF STILLBIRTHS) FROM EACH CAUSE, BY AGE, IN THE REGISTRATION AREA AND EACH REGISTRATION STATE: 1928—Continued

List No.	CAUSE OF DEATH	All deaths	Under 1 year	1 year	2 years	3 years	4 years	5 to 9 years	10 to 14 years	15 to 19 years	20 to 24 years	25 to 29 years	30 to 34 years	35 to 39 years	40 to 44 years	45 to 49 years	50 to 54 years	55 to 59 years	60 to 64 years	65 to 69 years	70 years and over	Age unknown
DELAWARE																						
	All causes.....	3,196	338	67	23	18	13	52	38	64	79	84	89	233	333	472	648	641	4			
	I.—Epidemic, endemic, and infectious diseases.....	392	42	25	6	4	3	15	7	23	42	26	21	48	36	24	35	35				
1	Typhoid and paratyphoid fever.....	18						3	1		4	2	1		2	1	3	1				
5	Malaria.....	2								1								1				
7	Measles.....	8	4	2			1															
8	Scarlet fever.....	9	1	2				4	1	1												
9	Whooping cough.....	17	10	5	2																	
10	Diphtheria.....	9		3		2	1	3														
11a	Influenza (with pulmonary complications).....	45	9	4		1		1	1		1	1	2	6	2	6	6	5				
11b	Influenza (other and unspecified).....	37	5	2					1	2	2	1	2	3	2	1	6	10				
13	Mumps.....	1												1								
16	Dysentery.....	10		1	1				1			1						1	5			
21	Erysipelas.....	6												2	2	1	1					
22	Acute anterior poliomyelitis.....	7	1	1	2			2			1											
23	Lethargic encephalitis.....	1		1																		
29	Tetanus.....	5	2					1						2								
	Tuberculosis (all forms).....	197	3	3	1	1	1	1	2	17	34	20	15	31	26	14	17	11				
31	Of the respiratory system.....	178	2	2		1	1	1	1	13	32	18	15	30	23	12	17	11				
32	Of the meninges, central nervous system.....	5	1	1	1		1				1											
33	Of the intestines, peritoneum.....	7							1	1	1	1			1	2						
34	Of the vertebral column.....	3												1	1							
37a	Disseminated (acute).....	3								3												
37b	Disseminated (chronic or unspecified).....	1																				
38	Syphilis.....	16	7	1						1			1	2	2	1	1					
40	Gonococcus infection.....	1										1										
41	Purulent infection, septicemia.....	3								1				1				1				
	II.—General diseases not included in Class I.....	357	6			1	1	1	2	1	1	5	11	31	58	96	102	41				
	Cancer and other malignant tumors.....	244										1	4	14	40	72	80	33				
43	Of the buccal cavity.....	9													1	3	3	2				
44	Of the stomach, liver.....	98											1	5	15	28	41	8				
45	Of the peritoneum, intestines, rectum.....	32											1	1	2	10	10	8				
46	Of the female genital organs.....	39											1	6	9	12	9	2				
47	Of the breast.....	20											1	2	6	4	2	5				
48	Of the skin.....	7													3	1	3	3				
49	Of other or unspecified organs.....	39										1			7	12	14	5				
51	Acute rheumatic fever.....	4				1		1							1		1					
52	Chronic rheumatism, osteoarthritis, gout.....	3								1							2					
54	Pellagra.....	1												1								
56	Rickets.....	1	1																			
57	Diabetes mellitus.....	46						1				1	1	2	6	15	15	5				
58a	Pernicious anemia.....	9										1	1	1	2	1	1	2				
60a	Exophthalmic goiter.....	5									1		1	1	1							
60b	Other diseases of the thyroid gland.....	1															1					
61	Diseases of the parathyroid glands.....	1	1																			
62	Diseases of the thymus gland.....	2	2																			
63	Diseases of the adrenals (Addison's disease).....	2											1	1								
64	Diseases of the spleen.....	1																				
65a	Leukemia.....	3				1			1								1					
65b	Hodgkin's disease.....	2												1			1					
66	Alcoholism (acute or chronic).....	29										1	3	10	7	6	2					
69	Other general diseases.....	3	2									1										
	III.—Diseases of the nervous system and of the organs of special sense.....	405	6	3	1	1	2	3	4	3	1	8	6	22	40	86	112	107				
70	Encephalitis.....	7								1				2		3		2				
71a	Simple meningitis.....	11		1	1		1		1				1	2			1	1				
72	Tabes dorsalis (locomotor ataxia).....	2													1							
73	Other diseases of the spinal cord.....	15											1	1	1	3	5	2				
74a	Cerebral hemorrhage.....	309	1									4	1	7	31	74	97	94				
74b	Cerebral embolism and thrombosis.....	8												3	1	1	1	2				
75	Paralysis without specified cause.....	15												1	1	2	5	7				
76	General paralysis of the insane.....	13										1	1	4	4	1	2					
77	Other forms of mental alienation.....	4											1		1	2						
78	Epilepsy.....	1									1											
79	Convulsions (nonpuerperal; 5 years and over).....	1							1													
80	Infantile convulsions (under 5 years).....	5	3	2																		
81	Chorea.....	1											1									
84	Other diseases of the nervous system.....	3									1				2							
86a	Diseases of the ear.....	9	2			1		2	2	1		1		1								
86b	Diseases of the mastoid process.....	1																				
	IV.—Diseases of the circulatory system.....	694	4			1		3	1	5	7	7	12	45	79	115	202	210	3			
88	Endocarditis and myocarditis (acute).....	53	1					1		2	1	2	3	11	12	9	8	3				
89	Angina pectoris.....	38												1	4	6	18	9				
90	Other diseases of the heart.....	541	3			1		2	1	3	6	5	8	32	54	90	159	174			3	
91a	Aneurysm.....	8											1	1	3	1	2					
91b,c	Other diseases of the arteries.....	40													4	4	11	21				
92	Embolism and thrombosis (not cerebral).....	13														2	4	4	3			
95	Hemorrhage without specified cause.....	1														1						

173

List No.	CAUSE OF DEATH	All deaths	Under 1 year	1 year	2 years	3 years	4 years	5 to 9 years	10 to 14 years	15 to 19 years	20 to 24 years	25 to 29 years	30 to 34 years	35 to 44 years	45 to 54 years	55 to 64 years	65 to 74 years	75 years and over	Age unknown
DELAWARE—Continued																			
	V.—Diseases of the respiratory system.....	261	57	19	6	6	5	7		5	4	8	10	18	23	26	34	33	
97a	Diseases of the nasal fossae.....	1																1	
97b	Diseases of the nasal fossae annexa.....	2													1				
98	Diseases of the larynx.....	1				1											1		
99a	Acute bronchitis.....	1	1																
99b	Chronic bronchitis.....	1													1				
99c, d	Bronchitis (unspecified).....	4																	
100a	Broncho-pneumonia.....	106	47	9	3	1	4	1		1	1	2	3	1	4	1	9	1	
100b	Capillary bronchitis.....	1				1		2											
101a	Lobar pneumonia.....	117	7	9	1	2	1	2		2	3	4	6	15	15	17	19	14	
101b	Pneumonia (unspecified).....	13	2		1			2		1		2			2		1	2	
102	Pleurisy.....	5		1	1					1			1						
103	Congestion and hemorrhagic infarct of the lung.....	4																4	
105	Asthma.....	3				1								1			1		
107	Other diseases of the respiratory system (tuberculosis excepted).....	2												1			1		
	VI.—Diseases of the digestive system.....	223	60	17	7			7	6	3	4	3	5	15	22	20	27	27	
108	Diseases of the mouth and annæxa.....	1													1				
109b	Other diseases of the pharynx, tonsils.....	10	2	1					2	1		1	1			1	1		
111a	Ulcer of the stomach.....	10									1			1	3		4	1	
111b	Ulcer of the duodenum.....	4													1	2	1	1	
112	Other diseases of the stomach (cancer excepted).....	14	3												2	1	4	4	
113	Diarrhea and enteritis (under 2 years).....	70	54	16															
114	Diarrhea and enteritis (2 years and over).....	23			5			3	1					3	3	3		7	
117	Appendicitis and typhlitis.....	26			1			3	3					3	4	2	2	2	
118a	Hernia.....	14								1				2	2	2	3	5	
118b	Intestinal obstruction.....	6						1						1	1	1		2	
119	Other diseases of the intestines.....	7	1											1			3	2	
120	Acute yellow atrophy of the liver.....	1															1		
122	Cirrhosis of the liver.....	12												2	5	3	2	1	
123	Biliary calculi.....	10												2	1		6	1	
124	Other diseases of the liver.....	9											1	2	2	1	1	2	
125	Diseases of the pancreas.....	2												1	1	1			
126	Peritonitis without specified cause.....	4			1								1		1	1			
</																			

List No.	CAUSE OF DEATH	All deaths	Under 1 year	1 year	2 years	3 years	4 years	5 to 9 years	10 to 14 years	15 to 19 years	20 to 24 years	25 to 29 years	30 to 34 years	35 to 44 years	45 to 54 years	55 to 64 years	65 to 74 years	75 years and over	Age unknown
DELAWARE—Continued																			
	V.—Diseases of the respiratory system.....	261	57	19	6	6	5	7		5	4	8	10	18	23	26	34	33	
97a	Diseases of the nasal fossae.....	1																1	
97b	Diseases of the nasal fossae annexa.....	2													1				
98	Diseases of the larynx.....	1				1											1		
99a	Acute bronchitis.....	1	1																
99b	Chronic bronchitis.....	1													1				
99c, d	Bronchitis (unspecified).....	4																	
100a	Broncho-pneumonia.....	106	47	9	3	1	4	1		1	1	2	3	1	4	1	9	1	
100b	Capillary bronchitis.....	1				1		2											
101a	Lobar pneumonia.....	117	7	9	1	2	1	2		2	3	4	6	15	15	17	19	14	
101b	Pneumonia (unspecified).....	13	2		1			2		1		2			2		1	2	
102	Pleurisy.....	5		1	1					1			1						
103	Congestion and hemorrhagic infarct of the lung.....	4																4	
105	Asthma.....	3				1								1			1		
107	Other diseases of the respiratory system (tuberculosis excepted).....	2												1			1		
	VI.—Diseases of the digestive system.....	223	60	17	7			7	6	3	4	3	5	15	22	20	27	27	
108	Diseases of the mouth and annexa.....	1													1				
109b	Other diseases of the pharynx, tonsils.....	10	2	1					2	1		1	1			1	1		
111a	Ulcer of the stomach.....	10									1			1	3		4	1	
111b	Ulcer of the duodenum.....	4													1	2	1	1	
112	Other diseases of the stomach (cancer excepted).....	14	3												2	1	4	4	
113	Diarrhea and enteritis (under 2 years).....	70	54	16															
114	Diarrhea and enteritis (2 years and over).....	23			5			3	1				2	1	3	3	2	7	
117	Appendicitis and typhlitis.....	26			1			3	3				2	3	2	4	2	2	
118a	Hernia.....	14								1					2	2	3	5	
118b	Intestinal obstruction.....	6						1							1	1		2	
119	Other diseases of the intestines.....	7	1										1				3	2	
120	Acute yellow atrophy of the liver.....	1															1		
122	Cirrhosis of the liver.....	12												2	5	3	2		
123	Biliary calculi.....	10												2	1		6	1	
124	Other diseases of the liver.....	9											1	2	2	1	1	2	
125	Diseases of the pancreas.....	2												1	1	1			
126	Peritonitis without specified cause.....	4			1								1		1	1			
	VII.—Nonvenereal diseases of the genito-urinary system and annexa.....	383	1	1				1	1		3	5	3	21	39	76	96	136	
128	Acute nephritis (including unspecified under 10 years).....	14	1	1					1			1	1	1	2	3	1	2	
129	Chronic nephritis (including unspecified 10 years and over).....	338						1			2	4	1	14	29	68	90	129	
131	Other diseases of the kidneys and annexa.....	8													2	3	2	1	
133	Diseases of the bladder.....	4													1		1	2	
134	Diseases of the urethra, etc.....	2											1			1			
135	Diseases of the prostate.....	5													1		2	2	
137	Cysts, other benign tumors of the ovary.....	1												1					
138	Salpingitis and pelvic abscess (female).....	2												2					
139	Benign tumors of the uterus.....	4												1	2	1			
140	Nonpuerperal uterine hemorrhage.....	1												1					
141	Other diseases of the female genital organs.....	4									1			1	2				
	VIII.—The puerperal state.....	24								3	2	7	6	6					
143	Accidents of pregnancy.....	1												1					
144	Puerperal hemorrhage.....	3										1	1	1					
145	Other accidents of labor.....	3								1		2							
146	Puerperal septicemia.....	13								1	1	4	4	3					
147	Puerperal phlegmasia alba dolens, embolus, etc.....	1									1								
148	Puerperal albuminuria and convulsions.....	2								1				1					
149	Following childbirth (undefined).....	1											1						
	IX.—Diseases of the skin and of the cellular tissue.....	12												3		1	3	5	
151	Gangrene.....	6															1	5	
152	Furuncle.....	3													2		1		
153	Acute abscess.....	2														1	1		
154	Other diseases of the skin and annexa.....	1												1					
	X.—Diseases of the bones and of the organs of locomotion.....	4	1	1		1											1		
155	Diseases of the bones (tuberculosis excepted).....	4	1	1		1											1		
	XI.—Malformations.....	31	31																
159a	Congenital hydrocephalus.....	2	2																
159b	Congenital malformations of the heart.....	20	20																
159c	Other congenital malformations.....	9	9																
	XII.—Early infancy.....	126	126																
160	Congenital debility, icterus, sclerema.....	12	12																
161a	Premature birth.....	84	84																
161b	Injury at birth.....	17	17																
162	Other diseases peculiar to early infancy.....	13	13																

MORTALITY STATISTICS

TABLE 8.—DEATHS (EXCLUSIVE OF STILLBIRTHS) FROM EACH CAUSE, BY AGE, IN THE REGISTRATION AREA AND EACH REGISTRATION STATE: 1928—Continued

List No.	CAUSE OF DEATH	All deaths	Under 1 year	1 year	2 years	3 years	4 years	5 to 9 years	10 to 14 years	15 to 19 years	20 to 24 years	25 to 29 years	30 to 34 years	35 to 44 years	45 to 54 years	55 to 64 years	65 to 74 years	75 years and over	Age unknown
DELAWARE—Continued																			
164	XIII.—Old age (senility).....	21														1	2	18	
	XIV.—External causes.....	258	3	1	3	4	2	15	17	21	14	15	15	23	36	27	34	27	1
	Suicide.....	28							1	3		5	2	4	5	4	3	1	
165	By poisons (gas or corrosives excepted).....	2													1	1			
166	By corrosive substances.....	2								1			1						
167	By poisonous gas.....	3							1					2					
168	By hanging or strangulation.....	2										1					1		
169	By drowning.....	3										1							
170	By firearms.....	16								2		3	1	2	1	2	2	1	
	Homicide.....	14								3	3	2	3		2				1
197	By firearms.....	10								1	3	2	1		2				1
198	By cutting or piercing instruments.....	1											1						
199	By other means.....	3							2				1						
	Accidental, other, or undefined.....	216	3	1	3	4	2	15	16	15	11	8	10	19	29	23	31	26	
178	Conflagration.....	2										1					1		
179	Burns (conflagration excepted).....	16			1	3	1	1	3		1			1	2		2	1	
180	Mechanical suffocation.....	2	1						1										
181	Absorption of irrespirable, irritating, or poisonous gas.....	7			1								1	1	2	3			
182	Drowning.....	29						3	3	3	2	1	2	2	4	2	6		
183	Traumatism by firearms (except in war).....	6	1					2		2			1						
184	Traumatism by cutting or piercing instruments.....	1												1					
185	Traumatism by fall.....	46		1				1	1		1	1		1	8	6	7	19	
186b	Traumatism in quarries.....	1												1					
187	Traumatism by machines.....	2								1						1			
188a	Railroad accidents.....	8						1		1			1	1	2		2		
	Collision with automobiles.....	7													1				
	Other railroad accidents.....	1						1		1			1	1	1		2		
188b	Street-car accidents.....	1																	
	Collision with automobiles.....	1														1			
188c	Automobile accidents (excluding collision with railroad trains and street cars).....	75	1		1	1	1	6	5	6	7	5	4	9	9	8	9	3	
188e, f	Injuries by other vehicles.....	3								1					1		1		
189	Injuries by animals (not poisoning).....	1																1	
194	Excessive heat.....	6												1	1	1	2	1	
201	Fracture (cause not specified).....	2											1					1	
202	Other external violence.....	8						1	3	1				1		1	1		
	XV.—Ill-defined diseases.....	5	1								1			1					2
204	Sudden death.....	1																1	
205a	Ill-defined.....	4	1								1			1				1	

DISTRICT OF COLUMBIA																						
		All causes	White	Colored	4, 472	280	55	22	22	15	56	49	66	91	128	146	396	518	767	929	932	
			Colored		2, 767	302	63	20	20	6	29	36	87	141	156	153	406	501	419	243	185	
		I.—Epidemic, endemic, and infectious diseases	White	Colored	405	17	21	10	10	7	19	10	9	23	25	38	74	58	50	23	11	
			Colored		468	33	26	5	7	3	14	13	44	63	56	40	74	56	21	9	4	
1		Typhoid and paratyphoid fever	W	C	6							1		1	2		2					
5		Malaria	C		1							2	1	2	1		1		2		1	
7		Measles	W	C	10		4	2	1		3											
8		Scarlet fever	W	C	6	3	1									1		1				
9		Whooping cough	W	C	2				1		1				1							
10		Diphtheria	W	C	15	7	2	2	1								2	1	1			
11a		Influenza (with pulmonary complications)	W	C	26	2	6		2	1	7	3										
11b		Influenza (other and unspecified)	W	C	38	5	2	1			1	1	1		1	2	3	7	4	4	3	
16		Dysentery	W	C	23	2	1				1		3			1	2	1	2			
21		Spirochetal hemorrhagic jaundice	W	C	10					1								1				
22		Erysipelas	W	C	7	1												1				
23		Acute anterior poliomyelitis	W	C	4		2				1		1			1	1		4	1		
24		Lethargic encephalitis	W	C	4						1							1	1			
25		Meningococcus meningitis	W	C	3		1				1			1			1					
29		Other epidemic and endemic diseases	W	C	1		1															
30		Tetanus	W	C	7						2	3					1	1				
31		Mycoses	W	C	2							1		1		1		1	1			
32		Tuberculosis (all forms)	W	C	250	2	7	3	1	1	4	2	7	22	19	32	54	40	37	14	5	
33		Of the respiratory system	W	C	337	11	10	2	4	2	5	9	38	58	48	32	57	41	11	6	3	
34		Of the meninges, central nervous system	W	C	218	7	4		1	1	2	7	5	22	18	30	51	35	36	14	4	
35		Of the intestines, peritoneum	W	C	297	1	3		1	1	3	1	33	56	47	31	49	40	11	6	1	
36		Of the vertebral column	W	C	15								1				1	1				
37a		Of the joints	W	C	4						1	1			1	1	1					
38		Of other organs	W	C	2								1	1			1					
39		Disseminated (acute)	W	C	2													2				
40		Disseminated (chronic or unspecified)	W	C	1													1				
41			W	C	5	1	2		1		1	1				1	1					
42			W	C	14	2	3	2									4					
43			W	C	3						1			1			1					

CAUSES OF DEATH, BY AGE

175

TABLE 8.—DEATHS (EXCLUSIVE OF STILLBIRTHS) FROM EACH CAUSE, BY AGE, IN THE REGISTRATION AREA AND EACH REGISTRATION STATE: 1928—Continued

List No.	CAUSE OF DEATH	All deaths	Under 1 year	1 year	2 years	3 years	4 years	5 to 9 years	10 to 14 years	15 to 19 years	20 to 24 years	25 to 29 years	30 to 34 years	35 to 44 years	45 to 54 years	55 to 64 years	65 to 74 years	75 years and over	Age unknown
DISTRICT OF COLUMBIA—Continued																			
I.—Epidemic, endemic, and infectious diseases—Continued.																			
38	Syphilis.....	W 16	1										1	4	4			1	
		C 39	7	1	1					1	1		2	11	5	3			
39	Soft chancre.....	W 1											1						
		C 2																	
41	Purulent infection, septicemia.....	W 1																	
		C 1																	
II.—General diseases not/White included in Class I./Colored																			
		654	6	4	1	1		2	5	6	4	11	12	56	95	188	156	107	
		207	5	2		1		1	3	1	4	4	16	38	42	55	22	13	
	Cancer and other malignant tumors.....	W 497	1	1						3	2	8	7	43	73	145	124	90	
		C 128									2	1	10	25	32	31	17	10	
43	Of the buccal cavity.....	W 20											1	1	1	4	10	3	
		C 7												1	3	1	2		
44	Of the stomach, liver.....	W 129		1							1	1	1	6	14	45	43	20	
		C 37											2	11	11	7	7	3	
45	Of the peritoneum, intestines, rectum.....	W 69										2	1	8	9	15	18	17	
		C 7										1	1	3	7	1	1	1	
46	Of the female genital organs.....	W 59									1	1	5	9	9	26	12	3	
		C 28											1	9	8	4	1	1	
47	Of the breast.....	W 67										1	1	8	13	21	17	6	
		C 19												5	4	7	3	3	
48	Of the skin.....	W 9												1	1	2	3	2	
		C 1																	
49	Of other or unspecified organs.....	W 144	1							3	2	3	3	12	26	34	21	39	
		C 28											1	7	5	8	4	3	
50	Tumors, benign and unqualified (tumors of the female genital organs excepted).....	W 3							1				1					1	
		C 1																	
51	Acute rheumatic fever.....	W 7						1	2				1	2		1			
		C 8						1	1	1			1			1			
52	Chronic rheumatism, osteoarthritis, gout.....	W 4												1	1		1		
		C 1																1	
54	Pellagra.....	W 2										1	1						
		C 2																	
56	Rickets.....	W 1	1																
		C 2		1		1													
57	Diabetes mellitus.....	W 91							1	3			4	8	12	30	26	15	
		C 40													5	17	3	1	
58a	Pernicious anemia.....	W 5														4		1	
		C 7																	
58b	Other anemias and chlorosis.....	W 3		1	1														
		C 3																	
59	Diseases of the pituitary gland.....	W 1							1										
		C 1																	
60a	Exophthalmic goiter.....	W 9									1		2		3	2	1		
		C 7														3		1	
60b	Other diseases of the thyroid gland.....	W 2							1										
		C 2																	
62	Diseases of the thymus gland.....	W 2	2																
		C 4																	
63	Diseases of the adrenals (Addison's disease).....	W 1																	
		C 1																	
64	Diseases of the spleen.....	W 2																	
		C 2																	
65a	Leukemia.....	W 4				1			1					1					
		C 1																	
65b	Hodgkin's disease.....	W 4										1							
		C 1																	
66	Alcoholism (acute or chronic).....	W 5									1			3					
		C 5												1					
67a	Chronic lead poisoning.....	W 1										1							
		C 1																	
69	Other general diseases.....	W 6	2	3															
		C 5																	
III.—Diseases of the nervous system and of the organs of special sense																			
		448	10	5	1	1	1	8	4		3	8	5	29	52	83	121	117	
		246	4	2		2			2	1	2	6	6	42	60	54	40	25	
70	Encephalitis.....	W 8	1					1	1				1	1	3		1		
		C 3																	
71a	Simple meningitis.....	W 21	3	2		1		4	1				1	1	2	2	2		
		C 6	3	1											1				
71b	Nonepidemic cerebrospinal meningitis.....	W 3									1	1					1		
		C 4																	
72	Tabes dorsalis (locomotor ataxia).....	W 5													2	1	1		
		C 19													3	2	7	3	
73	Other diseases of the spinal cord.....	W 8													2	1	1		
		C 293	1								1	3	1	1	8	3	89	99	
74a	Cerebral hemorrhage.....	W 162					1								29	61	31	21	
		C 22													41	44	9	4	
74b	Cerebral embolism and thrombosis.....	W 14										1			2	5	2		
		C 8													1	1	2		
75	Paralysis without specified cause.....	W 11	1												3	1	4	3	
		C 14													1	4	3		
76	General paralysis of the insane.....	W 20													10	8	1		
		C 2													1				
77	Other forms of mental alienation.....	W 3																	
		C 5																	
79	Convulsions (nonpuerperal; 5 years and over).....	W 1																	
		C 1																	
80	Infantile convulsions (under 5 years).....	W 2		1															
		C 2																	
83	Softening of the brain.....	W 28	1	1	1							1	1	6	1	6	5	2	
		C 7																	
84	Other diseases of the nervous system.....	W 1							1				2	2			1		
		C 1																	
85	Diseases of the eye and annexa.....	W 9							1										
		C 3																	
86a	Diseases of the ear.....	W 1							2										
		C 9							1										
	Diseases of the mastoid process.....	W 9	2						2					1	2				

MORTALITY STATISTICS

TABLE 8.—DEATHS (EXCLUSIVE OF STILLBIRTHS) FROM EACH CAUSE, BY AGE, IN THE REGISTRATION AREA AND EACH REGISTRATION STATE: 1928—Continued

List No.	CAUSE OF DEATH	All deaths	Under 1 year	1 year	2 years	3 years	4 years	5 to 9 years	10 to 14 years	15 to 19 years	20 to 24 years	25 to 29 years	30 to 34 years	35 to 44 years	45 to 54 years	55 to 64 years	65 to 74 years	75 years and over	Age unknown
DISTRICT OF COLUMBIA—Continued																			
	IV.—Diseases of the circulatory system (White and Colored)	1,175 617		1 1	1 1		1 1	3 1	5 3	5 2	7 8	9 23	22 25	56 91	116 164	219 138	333 90	397 70	
87	Pericarditis (W)	4												2			1	1	
88	Endocarditis and myocarditis (acute) (W)	61		1				2	4	4	4	3	11	21	2	4	2	3	
89	Angina pectoris (W)	86			1				2	2	3	8	11	42	5	2	34	20	
90	Other diseases of the heart (W)	893			1		1	1	1	1	3	5	9	27	96	179	259	310	
91a	Aneurysm (W)	14		1				1	1		4	11	14	41	138	119	76	49	
91b,c	Other diseases of the arteries (W)	18										2			5	8		1	
92	Embolism and thrombosis (not cerebral) (W)	96													1	2	25	57	
93	Diseases of the veins (W)	51												2	7	11	13	18	
94	Diseases of the lymphatic system (W)	20											1	2	4	1	7	5	
	V.—Diseases of the respiratory system (White and Colored)	356 539	29 75	10 22	5 9	2 3	2 1	5 3	5 7	5 6	10 27	9 20	19 14	35 45	39 38	48 36	56 21	77 12	
97b	Diseases of the nasal fossae and an- nexa (W)	6								1	2	1		1	1				
98	Diseases of the larynx (W)	4	1				1										1	3	
99a	Acute bronchitis (W)	13	6								2	1		1	3				
99b	Chronic bronchitis (W)	6													1	1	4		
99c,d	Bronchitis (unspecified) (W)	5	2															3	
100a	Broncho-pneumonia (W)	117	19	6	2	2				1	2	1	2	8	10	2	6	24	33
100b	Capillary bronchitis (W)	121	54	14	8	2	1	2	3	1	4	4	1	5	4	8	7	3	
101a	Lobar pneumonia (W)	5	3	1					1										
101b	Pneumonia (unspecified) (W)	174	5	2	3		1	5	4	2	4	6	9	22	32	34	21	24	
102	Pleurisy (W)	152	12	6	1	1		1	3	2	16	12	9	29	25	19	9	7	
103	Congestion and hemorrhagic in- farct of the lung (W)	7		1									1		1	1	1	2	
104	Gangrene of the lung (W)	2	2	1						1			1						
105	Asthma (W)	12																	
106	Pulmonary emphysema (W)	20								2	1	1	1	2	3	7	3	9	
107	Other diseases of the respiratory system (tuberculosis excepted) (W)	11															1	1	
	VI.—Diseases of the digestive system (White and Colored)	295 198	27 42	6 6	2 4	3 1	2	3 5	6 1	4 7	4 11	11 11	7 11	41 30	52 55	45 26	49 3	33 7	
108	Diseases of the mouth and an- nexa (W)	2										1				1			
109b	Other diseases of the pharynx, tonsils (W)	11						1	1			1	1	5			3		
110	Diseases of the esophagus (W)	7	1			1									1				
111a	Ulcer of the stomach (W)	3		1											2			1	
111b	Ulcer of the duodenum (W)	15								1		1		3	5	3	2		
112	Other diseases of the stomach (cancer excepted) (W)	12										1	1	2	7	1			
113	Diarrhea and enteritis (under 2 years) (W)	13									2	1	1	5	1		3		
114	Diarrhea and enteritis (2 years and over) (W)	4	1								1			1	1	1		1	
117	Appendicitis and typhlitis (W)	31	25	6															
118a	Hernia (W)	39	37	2															
118b	Intestinal obstruction (W)	22			2	2	2						1	6	1	1	6	8	
119	Other diseases of the intestines (W)	17			4										2			3	
120	Acute yellow atrophy of the liver (W)	49				1		2	4	3	2	3	2	10	12	3	4	3	
121	Cirrhosis of the liver (W)	33						1	1	6	4	1	3	11	2	4			
122	Biliary calculi (W)	16	1												1	3	3	5	
123	Other diseases of the liver (W)	12		2								1	1		5	2		2	
124	Diseases of the pancreas (W)	32							1						8	4	4	8	
125	Peritonitis without specified cause (W)	34	3	1							6	5	2	5	6	4		1	
126	Other diseases of the intestines (W)	6	1	1											1	2	2		
127	Acute yellow atrophy of the liver (W)	3																	
128	Cirrhosis of the liver (W)	2																	
129	Biliary calculi (W)	23											2		3	9	7	2	
130	Other diseases of the liver (W)	10													3	2	1	1	
131	Diseases of the pancreas (W)	32										1	1	3	7	10	8	2	
132	Peritonitis without specified cause (W)	2																	
133	Other diseases of the intestines (W)	29													1	3	5	3	
134	Diseases of the pancreas (W)	7													3	2			
135	Peritonitis without specified cause (W)	3													2		1		
136	Other diseases of the intestines (W)	4																	
137	Acute yellow atrophy of the liver (W)	2																	
138	Cirrhosis of the liver (W)	468 327	1 4	1 1		1		2 1	2 1	1 5	8 8	8 8	8 24	33 47	52 73	82 69	149 51	120 35	
139	Acute nephritis (including un- specified under 10 years) (W)	17	1			1						3		2	4	2	2	2	
140	Chronic nephritis (including un- specified 10 years and over) (W)	33	3					1		1	1	2	4	5	9	4	1	2	
141	Other diseases of the kidneys and annexa (W)	388									5	4	5	20	39	71	134	107	
142	Other diseases of the kidneys and annexa (W)	234							1	1	2	4	13	27	54	60	41	31	
143	Other diseases of the kidneys and annexa (W)	15		1						1				1	2	2	4	3	
144	Other diseases of the kidneys and annexa (W)	9	1	1									1	4	1		1		

CAUSES OF DEATH, BY AGE

177

TABLE 8.—DEATHS (EXCLUSIVE OF STILLBIRTHS) FROM EACH CAUSE, BY AGE, IN THE REGISTRATION AREA AND EACH REGISTRATION STATE: 1928—Continued

List No.	CAUSE OF DEATH	All deaths	Under 1 year	1 year	2 years	3 years	4 years	5 to 9 years	10 to 14 years	15 to 19 years	20 to 24 years	25 to 29 years	30 to 34 years	35 to 44 years	45 to 54 years	55 to 64 years	65 to 74 years	75 years and over	Age unknown
DISTRICT OF COLUMBIA—Continued																			
	VII.—Nonvenereal diseases of the genito-urinary system and annexa—Continued.																		
132	Calculi of the urinary passages.....W	2												1	1				
133	Diseases of the bladder.....W	2												1		2			
C	2														1			
134	Diseases of the urethra, etc.....W	1																1	
C	3									1			1	1				
135	Diseases of the prostate.....W	22													1	5	8	7	
C	14													1	3	8	2	
137	Cysts, other benign tumors of the ovary.....W	2								1			1	1			1		
138	Salpingitis and pelvic abscess (female).....W	8								2	5	1	1	3	1				
C	13											3	2	1				
139	Benign tumors of the uterus.....W	8											2	4	4				
C	15										1	2	6	5	1			
140	Nonpuerperal uterine hemorrhage.....W	1									1								
141	Other diseases of the female genital organs.....W	1												1	1				
C	2																	
142	Nonpuerperal diseases of the breast (cancer excepted).....W	1												1					
	VIII.—The puerperal state.....White	44								2	6	12	8	16					
Colored	32								8	5	11	6	2					
143	Accidents of pregnancy.....W	6										1	3	2					
C	5								1		2	1	1					
144	Puerperal hemorrhage.....W	4										2	2	2					
C	3									1	2							
145	Other accidents of labor.....W	3									1			2					
C	5									1	2	2						
146	Puerperal septicemia.....W	19								2	4	5	3	5					
C	11								4	2	3	1	1					
147	Puerperal phlegmasia alba dolens, embolus, etc.....W	3									1	1		1					
C	8									3	3	1	4					
148	Puerperal albuminuria and convulsions.....W	7								3	1	2		1					
C	1												1					
150	Puerperal diseases of the breast.....W	1											1						
C	1																	
	IX.—Diseases of the skin and of the cellular tissue.....White	10	1							1	2	1			1	1		3	
Colored	5	1													1	1	2	
151	Gangrene.....W	1																1	
C	4															1	2	
152	Furuncle.....W	1																1	
C	1	1																
153	Acute abscess.....W	4								1	1	1				1			
154	Other diseases of the skin and annexa.....W	4	1								1				1			1	
	X.—Diseases of the bones and of the organs of locomotion.....White	7										1		1		1	3	1	
Colored	5				1						1		2			1		
155	Diseases of the bones (tuberculosis excepted).....W	4										1		1		1	1		
C	5				1						1		2			1		
156	Diseases of the joints (tuberculosis and rheumatism excepted).....W	3														2	1		
	XI.—Malformations.....White	30				1		1		1									
Colored	8	7	1															
159a	Congenital hydrocephalus.....W	4	3	1															
C	1	1																
159b	Congenital malformations of the heart.....W	10	9					1											
C	3	2	1															
159c	Other congenital malformations.....W	16	13	1		1				1									
C	4	4																
	XII.—Early infancy.....White	160	160																
Colored	128	128																
160	Congenital debility, icterus, sclerema.....W	7	7																
C	8	8																
161a	Premature birth.....W	97	97																
C	91	91																
161b	Injury at birth.....W	39	39																
C	14	14																
162	Other diseases peculiar to early infancy.....W	17	17																
C	15	15																
164	XIII.—Old age (senility).....White	18															1	17	
Colored	10																10	
	XIV.—External causes.....White	398	2	5	2	3	2	13	12	32	24	33	27	55	53	49	38	48	
Colored	175	2	2		5	2	6	6	13	13	16	11	35	33	19	5	7	
	Suicide.....W	105								6	6	16	12	22	21	9	8	5	
C	9								2	1	2	1	3					
165	By poisons (gas or corrosives excepted).....W	4								1		2		1		1			
C	1																	
166	By corrosive substances.....W	10								1	2	3	1	2			1		
C	1												1					
167	By poisonous gas.....W	41								1	3	3	5	8	10	4	5	2	
C	2											1	1	1				
168	By hanging or strangulation.....W	5								1		1	1	1	1				

MORTALITY STATISTICS

TABLE 8.—DEATHS (EXCLUSIVE OF STILLBIRTHS) FROM EACH CAUSE, BY AGE, IN THE REGISTRATION AREA AND EACH REGISTRATION STATE: 1928—Continued

List No.	CAUSE OF DEATH	All deaths	Under 1 year	1 year	2 years	3 years	4 years	5 to 9 years	10 to 14 years	15 to 19 years	20 to 24 years	25 to 29 years	30 to 34 years	35 to 39 years	40 to 44 years	45 to 49 years	50 to 54 years	55 to 59 years	60 to 64 years	65 to 69 years	70 years and over	Age unknown
DISTRICT OF COLUMBIA—Continued																						
XIV.—External causes—Contd.																						
Suicide—Continued.																						
169	By drowning.....	W 2 C 1											1				1					
170	By firearms.....	W 31 C 1								3	1	6	4	5		8	2				2	
171	By cutting or piercing instruments.....	W 4 C 2								1						1			2		1	
172	By jumping from high places.....	W 8 C 1												1	5	1	1					
	Homicide.....	W 16 C 43						1	1	3	3	1	1	2	2	2	2		1			
197	By firearms.....	W 7 C 25						1		3	2	1	1	1	1	1	1					
198	By cutting or piercing instruments.....	W 4 C 9										1			2		1					
199	By other means.....	W 14 C 277		2	5	2	3	2	12	11	24	15	16	14	31	30	38	29	43			
175	Poisoning by food.....	W 1 C 123		2	2		5	2	6	6	8	7	7	7	18	25	1					
177	Other acute poisonings (gas excepted).....	W 1 C 7				1						1										
178	Conflagration.....	W 6 C 15						1	2						1	1	1		1			
179	Burns (conflagration excepted).....	W 14 C 3		2	2		3	1	4						1	2			3		1	
180	Mechanical suffocation.....	W 5 C 21		1						1		1	1	2	4	5	2		4		1	
181	Absorption of irrespirable, irritating, or poisonous gas.....	W 13 C 9				1		2	1	4	1	3		1	1	1						
182	Drowning.....	W 9 C 9							2	1	1	1	1	1	1	3			1		1	
183	Traumatism by firearms (except in war).....	W 4 C 2							1	2	1	1	1	1	1							
184	Traumatism by cutting or piercing instruments.....	W 64 C 18				1	1		1	1	2	1	1	1	4	3	5	9	34			
185	Traumatism by fall.....	W 5 C 4									1	1	1	1	1	3	2	2	2		1	
187	Traumatism by machines.....	W 6 C 3								1			1	1	1	1	1	1	1			
188a	Railroad accidents.....	W 1 C 6								1			1	1	1	1	1	1	1			
	Collision with automobiles.....	W 1 C 6								1			1	1	1	1	1	1	1			
	Other railroad accidents.....	W 2 C 8								1												
188b	Street-car accidents.....	W 4 C 4												1	1	1	1	1	1			
	Collision with automobiles.....	W 4 C 4												1	1	1	1	1	1			
	Other street-car accidents.....	W 5 C 93							1	7	5	11	5	2	5	14	8	21	10	4		
188c	Automobile accidents (excluding collision with railroad trains and street cars).....	W 31 C 3				1	1		3	1	1	2	1	1	5	8	4	1	3			
188d	Airplane and balloon accidents.....	W 4 C 2								1		1	1									
188e,f	Injuries by other vehicles.....	W 1 C 1															2					
188g	Landslide, other crushing.....	W 1 C 1													1							
189	Injuries by animals (not poisoning).....	W 1 C 1																			1	
193	Excessive cold.....	W 1 C 1																				
194	Excessive heat.....	W 2 C 5													1	1						
196	Other accidental electric shocks.....	W 1 C 2								1		2	1	1	1	1						
201	Fracture (cause not specified).....	W 1 C 12								1	2	1	2		1	2	4				1	
202	Other external violence.....	W 9 C 4		1																		
XV.—Ill-defined diseases—{White..... Colored.....																						
205a	Ill-defined.....	W 2 C 1		2		1											1				1	
205b	Not specified or unknown.....	W 2 C 1		2																		

FLORIDA

All causes ¹		White.....	Colored.....	11,382	1,128	235	147	63	68	224	148	275	371	357	392	1,000	1,223	1,580	2,017	2,060	94
		Colored.....		7,561	870	163	67	35	47	147	136	291	519	600	524	1,169	1,252	713	437	442	149
I.—Epidemic, endemic, and infectious diseases.....		White.....	Colored.....	1,514	106	59	54	18	21	62	37	64	94	81	98	191	187	145	151	136	10
		Colored.....		1,625	138	43	19	7	18	42	45	109	221	176	147	250	208	88	52	44	18
1	Typhoid and paratyphoid fever.....	W 74 C 51				1			2	5	15	10	7	3	5	11	9	7	1		1
2	Typhus fever.....	W 2 C 165							6	6	4	16	3	3	3	7	4				
5	Malaria.....	W 236 C 165			13	10	13	4	7	25	9	14	13	7	13	30	24	17	26	11	2
6	Smallpox.....	W 1 C 1			11	8	1		5	7	12	11	15	7	9	14	26	13	10	14	

¹ The total deaths do not include 1,524 deaths estimated to have occurred as a result of the storm in September, 1928; see p. 18.

CAUSES OF DEATH, BY AGE

179

TABLE 8.—DEATHS (EXCLUSIVE OF STILLBIRTHS) FROM EACH CAUSE, BY AGE, IN THE REGISTRATION AREA AND EACH REGISTRATION STATE: 1928—Continued

List No.	CAUSE OF DEATH	All deaths	Under 1 year	1 year	2 years	3 years	4 years	5 to 9 years	10 to 14 years	15 to 19 years	20 to 24 years	25 to 29 years	30 to 34 years	35 to 44 years	45 to 54 years	55 to 64 years	65 to 74 years	75 years and over	Age unknown
FLORIDA—Continued																			
I.—Epidemic, endemic, and infectious diseases—Continued.																			
7	Measles.....	16	6	2				2	2	1							2		1
8	Scarlet fever.....	6	4	1					1	1				1					
9	Whooping cough.....	20	10	6	3														
10	Diphtheria.....	24	14	7				2	1					1				1	
11a	Influenza (with pulmonary complications).....	53	3	6	18			7	6	2				1					
11b	Influenza (other and unspecified).....	172	23	11	4	2		2	5	3	5			11	12	10	20	45	
15	Cholera nostras.....	142	21	6	2	1		2	7	1	9			4	9	3	17	25	
16	Dysentery.....	31	3	4	2				1	1				1			2	5	
19	Spirochetal hemorrhagic jaundice.....	35	6	2	2				1	1				2			2	9	
21	Erysipelas.....	18	5	1						1				1			1	3	
22	Acute anterior poliomyelitis.....	7	1	1	1			1	1	1				1			1		
23	Lethargic encephalitis.....	1	1							1									
24	Meningococcus meningitis.....	10	2	1				1	2	1									
25	Other epidemic and endemic diseases.....	2	1																
28	Rabies.....	2		1										1				1	
29	Tetanus.....	21	1	1	1			1	6	4	3			1	1		2		
30	Mycoses.....	40	12	1	1	1		3	7	1	3			2	1		1		
	Tuberculosis (all forms).....	488	6	6				1	5	3	14	42	48	51	86	88	60	49	26
31	Of the respiratory system.....	444	1	1				1	4	13	68	134	110	84	110	59	20	7	2
32	Of the meninges, central nervous system.....	570	1	3	1			2	1	14	41	43	46	81	83	56	48	23	3
33	Of the intestines, peritoneum.....	5	5	4				3	2	61	124	107	75	100	56	18	6	2	4
34	Of the vertebral column.....	11						1	2				1	1	2	2	1	2	
35	Of the joints.....	24								1	3	2	1	6	5	2			
36	Of other organs.....	3									1			1	2	2			
37a	Disseminated (acute).....	4									2						1	1	
37b	Disseminated (chronic or unspecified).....	6									3	1	1	1					
38	Syphilis.....	7		1				1			1	1	2	1			1		
39	Soft chancre.....	15							1	2	4	1	2	4	1				
40	Gonococcus infection.....	89	11						6	7	33	29	30	63	54	18	9	10	2
41	Purulent infection, septicemia.....	335	1						1	1	2	1	1	1	1				
	II.—General diseases not included in Class I. Colored.....	1,185	30	9	11	5	4	12	9	17	18	20	38	131	209	255	242	167	8
	Cancer and other malignant tumors.....	497	12	7				2	3	16	22	43	51	112	114	66	27	18	4
43	Of the buccal cavity.....	711		1	1	1		3	2	4	1	5	16	76	138	170	171	118	4
44	Of the stomach, liver.....	181												49	58	37	13	3	
45	Of the peritoneum, intestines, rectum.....	35												2	2	2			
46	Of the female genital organs.....	208		1						2		1		12	35	58	59	38	2
47	Of the breast.....	48												12	11	11	3	21	
48	Of the skin.....	102												10	13	28	25	1	
49	Of other or unspecified organs.....	19												7	2	4	1	6	
50	Tumors, benign and unqualified (tumors of the female genital organs excepted).....	100									1			2	6	27	17	10	1
51	Acute rheumatic fever.....	51												1	5	3	1	7	
52	Chronic rheumatism, osteoarthritis, gout.....	53												1	7	11	14	8	
53	Scurvy.....	18												1	4	5	7	10	
54	Pellagra.....	27												1	2	1	1	1	
55	Rickets.....	5												1	2	1	1	1	
56	Diabetes mellitus.....	186		1				3	2	1		4	3	15	35	41	49	31	1
57	Pernicious anemia.....	35												2	12	10	3	1	
58a	Other anemias and chlorosis.....	5												1	2	1	1	1	
58b	Exophthalmic goiter.....	9												1	2	1	1	1	
60a	Exophthalmic goiter.....	18												1	1	1	1	1	
		10												1	1	1	1	1	
		4												1	1	1	1	1	
		17												1	1	1	1	1	
		4												1	1	1	1	1	

MORTALITY STATISTICS

TABLE 8.—DEATHS (EXCLUSIVE OF STILLBIRTHS) FROM EACH CAUSE, BY AGE, IN THE REGISTRATION AREA AND EACH REGISTRATION STATE: 1928—Continued

List No.	CAUSE OF DEATH	All deaths	Under 1 year	1 year	2 years	3 years	4 years	5 to 9 years	10 to 14 years	15 to 19 years	20 to 24 years	25 to 29 years	30 to 34 years	35 to 44 years	45 to 54 years	55 to 64 years	65 to 74 years	75 years and over	Age unknown
FLORIDA—Continued																			
II.—General diseases not included in Class I—Continued.																			
60b	Other diseases of the thyroid gland..... W	6		1							1			1	1	2			
61	Diseases of the parathyroid glands..... W	3	2		1														
62	Diseases of the thymus gland..... W	10	9	1															
63	Diseases of the adrenals (Addison's disease)..... W	4																	
64	Diseases of the spleen..... C	1												1	1	2			
65a	Leukemia..... W	24	1		1	3	2	2		1	1			2	2	5	3	1	
65b	Hodgkin's disease..... C	10						1	1	1	1		1		3	2			
66	Alcoholism (acute or chronic)..... W	44								2	1	1	7	12	14	2	3	1	1
67a	Chronic lead poisoning..... W	19			1					3	2	3	5	3	3	1			
68	Chronic poisoning by organic substances..... W	3											3						
69	Other general diseases..... W	42	14	5	7	1	2	1		1	1	1	1	1	3		2	4	
 C	9	4						1	1				1	1		1		
III.—Diseases of the nervous system and of the organs of special sense.....																			
	White.....	1,076	9	9	3	1	5	12	5	12	10	12	8	61	126	182	314	301	6
	Colored.....	694	24	1	2	3	3	6	2	7	16	16	25	92	204	137	86	64	6
70	Encephalitis..... W	13		2	1		1	3				1		1		2	2		
 C	4	1								1			1					
71a	Simple meningitis..... W	21	3	3	1		1	3	1	3			1		1				
 C	15	3	1			1	3	1	2		1	1		2				
71b	Nonepidemic cerebrospinal meningitis..... W	2		1		1													
 C	6	1																
72	Tabes dorsalis (locomotor ataxia)..... W	9												1	3	1	1	1	
 C	5												3	1	1	1	1	
73	Other diseases of the spinal cord..... W	31							2	2				5	1	1	1	2	
 C	20												2	3	8	1	2	
74a	Cerebral hemorrhage..... W	774	1						1	1	1	4	2	29	94	141	248	247	5
 C	462					1			3	5	10	19	70	144	99	60	47	4
74b	Cerebral embolism and thrombosis..... W	14										1		1	2	4	3	3	
 C	8												1	2	1	1	1	
75	Paralysis without specified cause..... W	87				1					1	4		2	7	13	27	33	1
 C	97									1	1	3	10	26	26	15	13	1
76	General paralysis of the insane..... W	15												3	4	3	3	2	
 C	6												6	6				
77	Other forms of mental alienation..... W	20								1			2	6	6		3	3	
 C	13								1			1	1	2		1		1
78	Epilepsy..... W	16						2		4	1	2	1	3	2	1	1		
 C	19						2		3	4	1	1	1	2	2	1		
80	Infantile convulsions (under 5 years)..... W	3	3														5		
 C	21	18		1	2													
82	Neuralgia and neuritis..... W	3									1					1		1	
83	Softening of the brain..... W	7														1		1	
84	Other diseases of the nervous system..... W	39	1	1			1	1		1	1	1	1	7	7	2	11	5	
 C	12												2	5		2		
85	Diseases of the eye and annexa..... W	2									2						1	1	
86a	Diseases of the ear..... W	10	1				1	2	1		3		1	1					
 C	5											1	1	3				
86b	Diseases of the mastoid process..... W	10		2	1		1	1						1		1	1	2	
 C	1	1																
IV.—Diseases of the circulatory system.....																			
	White.....	1,964	6	2	1	1	1	9	10	6	19	17	19	104	209	384	579	580	17
	Colored.....	819	3	1	1			8	4	8	15	37	45	189	213	133	79	73	10
87	Pericarditis..... W	7									1			1	2		4		
 C	4												1	1				
88	Endocarditis and myocarditis (acute)..... W	68	5	2		1		2	2		5	4	2	14	8	7	13	3	
 C	62						1	1	3	4			8	21	9	4	2	
89	Angina pectoris..... W	225									1	2	11	30	60	73	46	2	
 C	29									3	4	10	7		2	2		
90	Other diseases of the heart..... W	1,471		1			1	7	8	6	12	9	15	69	146	279	442	462	14
 C	663	1	1	1			6	3	4	9	25	30	141	182	117	68	65	10
91a	Aneurysm..... W	23												9	4		4		
 C	19								1	2	2		9	3	2			
91b,c	Other diseases of the arteries..... W	114										1		1	8	18	29	56	1
 C	24													9	7	6	2	
92	Embolism and thrombosis (not cerebral)..... W	34	1							1	1			5	2	9	8	7	
 C	3						1						2					
93	Diseases of the veins..... W	5												1	1	2	1		
 C	1													1				
94	Diseases of the lymphatic system..... W	2									1			1					
 C	1																	
95	Hemorrhage without specified cause..... W	2									1					1			
 C	7	2										1			1			
96	Other diseases of the circulatory system..... W	13												3	2	4	3	2	
 C	6												1	1	1	1	2	
V.—Diseases of the respiratory system.....																			
	White.....	732	104	19	19	4	3	20	6	22	22	27	18	74	66	64	108	153	3
	Colored.....	496	82	41	13	2	4	11	11	24	41	44	23	71	65	30	15	12	7
97a	Diseases of the nasal fossae..... W	4	1														1	2	
 C	5	2	1								1							
97b	Diseases of the nasal fossae and annexa..... W	2												2					
 C	4	1		1										1				
98	Diseases of the larynx..... W	1																	
 C	1																	
99a	Acute bronchitis..... W	6	2					1						1		1		1	
 C	5	2								1			1					
99b	Chronic bronchitis..... W	25								1				2	1	1	8	12	
 C	3						1						1	1				

CAUSES OF DEATH, BY AGE

181

TABLE 8.—DEATHS (EXCLUSIVE OF STILLBIRTHS) FROM EACH CAUSE, BY AGE, IN THE REGISTRATION AREA AND EACH REGISTRATION STATE: 1928—Continued

List No.	CAUSE OF DEATH	All deaths	Under 1 year	1 year	2 years	3 years	4 years	5 to 9 years	10 to 14 years	15 to 19 years	20 to 24 years	25 to 29 years	30 to 34 years	35 to 44 years	45 to 54 years	55 to 64 years	65 to 74 years	75 years and over	Age unknown
FLORIDA—Continued																			
V.—Diseases of the respiratory system—Continued.																			
99c,d	Bronchitis (unspecified).....	W 7 C 9	5							1	2	2			2	1	1	1	
100a	Broncho-pneumonia.....	W 207 C 136	57 38	9 19	6 7	2 1	1 2	5 6	4	4 6	2 5	3 7	5 4	10 10	14 11	12 5	29 5	46 4	2
100b	Capillary bronchitis.....	W 2 C 2		2	1														
101a	Lobar pneumonia.....	W 308 C 210	15 19	5 16	4 3	1 1	1 1	6 3	4 3	9 9	14 24	21 22	9 10	47 41	36 35	34 15	42 11	59 14	1
101b	Pneumonia (unspecified).....	W 95 C 80	21 19	3 3	4 2	1 1	1 1	4 2	2 4	6 7	3 4	1 1	3 5	8 8	6 5	5 4	5 3	5 1	1
102	Pleurisy.....	W 20 C 12		2	2			2		1	2	1	3	2	1	4	5	1	
103	Congestion and hemorrhagic infarct of the lung.....	W 17 C 1									1						4	12	1
105	Asthma.....	W 27 C 18			1			2			1	1	3	3	5	2	8	4	1
106	Pulmonary emphysema.....	W 2 C 2						1			1	2	3	1	1	1	1	2	1
107	Other diseases of the respiratory system (tuberculosis excepted).....	W 8 C 12			1						2	3	1	3	1	1	2	1	
VI.—Diseases of the digestive system.....																			
	White.....	933	113	103	32	13	8	29	16	27	17	22	33	89	103	117	112	96	3
	Colored.....	656	119	37	12	8	3	24	12	21	28	63	44	105	95	42	19	19	6
108	Diseases of the mouth and anna.....	W 8 C 5						1					1	2	1	2	1	2	
109b	Other diseases of the pharynx, tonsils.....	W 30 C 27	3 4		3	1	2	5	1	3	2	2	2	2	2	2		4	
110	Diseases of the esophagus.....	W 1 C 1												1		1			
111a	Ulcer of the stomach.....	W 37 C 28								1	6	2	2	8	7	2	1		1
111b	Ulcer of the duodenum.....	W 22 C 6								1	1	2	3	4	7	3	3		
112	Other diseases of the stomach (cancer excepted).....	W 88 C 127	7 10	3 1	1			2	1	1	1	2	1	2	4	7	14	23	1
113	Diarrhea and enteritis (under 2 years).....	W 176 C 133	90 100	86 33				1	3	1	2	13	9	28	28	14	9	7	
114	Diarrhea and enteritis (2 years and over).....	W 75 C 57			21 8	11 5	2	4	1	3	3	4	4	7	5	4	9	15	1
115	Ankylostomiasis.....	W 7 C 1		1				1	3	1					1		3	3	
116	Diseases due to other intestinal parasites.....	W 5 C 10		3				2											1
117	Appendicitis and typhlitis.....	W 129 C 81	1	1	3	1		5	8	15	5	8	7	30	12	15	15	3	1
118a	Hernia.....	W 30 C 18						2	5	4	7	8	11	14	17	10	2	4	1
118b	Intestinal obstruction.....	W 85 C 45	6 2	7 1	3 1	1	3	4	2	3	1	3	7	2	8	14	11	9	1
119	Other diseases of the intestines.....	W 19 C 20	1	1	1						1	2	1	1	4	6	3	2	
120	Acute yellow atrophy of the liver.....	W 9 C 2									1	1	3	8	20	25	26	17	
122	Cirrhosis of the liver.....	W 101 C 49									2	2	4	13	15	6	3	4	
123	Biliary calculi.....	W 23 C 2											1	1	6	6	5	4	
124	Other diseases of the liver.....	W 65 C 23	2	1	2		1	2	2	1	1	2	5	8	12	10	8	9	
125	Diseases of the pancreas.....	W 3 C 20											3	4	5	3	1		
126	Peritonitis without specified cause.....	W 20 C 21	3	1				1	1	3	3	2	1	5	3				
VII.—Nonvenereal diseases of the genito-urinary system and anna.....																			
	White.....	1,285	7	5	5	3	1	5	5	8	22	26	30	106	141	244	337	334	6
	Colored.....	758	7	3	2	1	1	6	6	10	21	32	57	124	188	128	96	70	6
128	Acute nephritis (including unspecified under 10 years).....	W 79 C 101	2 5	2 3	2 1	3 1		3 1	2 1	1 3	3 6	3 12	2 6	7 14	12 21	9 15	15 7	11 2	3
129	Chronic nephritis (including unspecified 10 years and over).....	W 1,023 C 523		1	2			1	2	6	5	13	17	74	111	221	284	283	3
131	Other diseases of the kidneys and anna.....	W 49 C 31	5 2	2	1		1	1	4	2	11	8	31	86	145	94	79	60	3
132	Calculi of the urinary passages.....	W 11 C 2			1				1	1	1	3	2	5	3	1	3	3	1
133	Diseases of the bladder.....	W 9 C 11								1	1					2	1	4	
134	Diseases of the urethra, etc.....	W 5 C 12										1	1		2	1	2		
135	Diseases of the prostate.....	W 56 C 19													3	1	3		
137	Cysts, other benign tumors of the ovary.....	W 6 C 2											1	2	3	4	5	25	1
138	Salpingitis and pelvic abscess (female).....	W 22 C 20								1	6	4	4	6	1	1			
139	Benign tumors of the uterus.....	W 10 C 14									1	2	2	4	2	1	1		1
140	Nonpuerperal uterine hemorrhage.....	W 4 C 3									1	1	2	2	1	1			
141	Other diseases of the female genital organs.....	W 11 C 19							1	1	3	3	2	1	1	1			
142	Nonpuerperal diseases of the breast (cancer excepted).....	W 1 C 1										1							

MORTALITY STATISTICS

TABLE 8.—DEATHS (EXCLUSIVE OF STILLBIRTHS) FROM EACH CAUSE, BY AGE, IN THE REGISTRATION AREA AND EACH REGISTRATION STATE: 1928—Continued

List No.	CAUSE OF DEATH	All deaths	Under 1 year	1 year	2 years	3 years	4 years	5 to 9 years	10 to 14 years	15 to 19 years	20 to 24 years	25 to 29 years	30 to 34 years	35 to 44 years	45 to 54 years	55 to 64 years	65 to 74 years	75 years and over	Age unknown
FLORIDA—Continued																			
	VIII.—The puerperal (White state Colored)	187 114							3	33 29	38 28	44 24	35 13	33 16	3 1				1
143	Accidents of pregnancy (W C)	19 5								2	1	8	5	2					1
144	Puerperal hemorrhage (W C)	24 6								2	4 5	2	5	10					
145	Other accidents of labor (W C)	28 17								1	6	3 6	2 7	2 1	2				
146	Puerperal septicemia (W C)	52 46							1	7 9	14 11	12 11	10 5	8 9	1				
147	Puerperal phlegmasia alba dolens, embolus, etc. (W C)	3 1									1	1	1						
148	Puerperal albuminuria and convulsions (W C)	61 37							2	16 14	11 8	15 6	7 4	12 2	1				
	IX.—Diseases of the skin and of the cellular tissue (White Colored)	24 25	1 3				1			2 1		1 1	2	1 8	3 4	5 1	4 2	6 3	
151	Gangrene (W C)	5 8										1		3	1	1	2	2	
152	Furuncle (W C)	14 7					1			2		1		1	4	1	2	3	
153	Acute abscess (W C)	4 1								1				1	1		1		
154	Other diseases of the skin and anna (W C)	5 6	1 2										1		3		1	1	
	X.—Diseases of the bones and of the organs of locomotion (White Colored)	8 6	1					1	4	1	1	1		1	1	2	1		
155	Diseases of the bones (tuberculosis excepted) (W C)	4 5						1	3	1					1	2			
156	Diseases of the joints (tuberculosis and rheumatism excepted) (W C)	4 1	1						1			1			1		1		
	XI.—Malformations (White Colored)	102 19	98 15	1 1		1		2	1	1	1								
159a	Congenital hydrocephalus (W C)	12 4	11 2							1									
159b	Congenital malformations of the heart (W C)	49 6	47 5			1					1								
159c	Other congenital malformations (W C)	41 9	40 8	1 1				1											
	XII.—Early infancy (White Colored)	552 309	552 309																
160	Congenital debility, icterus, sclerema (W C)	55 69	55 69																
161a	Premature birth (W C)	379 187	379 187																
161b	Injury at birth (W C)	85 18	85 18																
162	Other diseases peculiar to early infancy (W C)	32 30	32 30																
163	Lack of care (W C)	1 5	1 5																
164	XIII.—Old age (senility) (White Colored)	153 117													1 5	19 10	133 98	3	
	XIV.—External causes (White Colored)	1,354 1,012	33 21	21 13	18 14	14 12	20 16	70 38	52 46	76 59	123 113	103 148	109 106	191 153	149 105	138 46	96 21	106 10	35 86
	Suicide (W C)	146 16							1	8	20	11	15	28	23	30	8	2	
165	By poisons (gas or corrosives excepted) (W C)	16 1								1	3	2	4	1	3	2	1		
166	By corrosive substances (W C)	17 2								2	3	4	3	2	1	2			
167	By poisonous gas (W C)	9 6								1	1		1	3	2	1	1		
168	By hanging or strangulation (W C)	1 4											1		4	1	1		
169	By drowning (W C)	2 4								1	1		1		1			1	
170	By firearms (W C)	82 6						1	5	11	5	8	16	13	20	3			
171	By cutting or piercing instruments (W C)	7 1							1	1	1		3		2		1		
172	By jumping from high places (W C)	2 1										1							
173	By crushing (W C)	1 1											1						
174	By other means (W C)	3 1								1				1		1	1		
	Homicide (W C)	117 254	1						1	8	15	15	17	30	13	13	1	2	1
197	By firearms (W C)	85 168							1	11 6	42 27	11 47	14 32	21 31	19 8	9 5	1	1	3
198	By cutting or piercing instruments (W C)	15 64								2	12	2	18	16	1	1			
199	By other means (W C)	17 22	1							2	3	2	2	4	2	4	1	1	1
	Accidental, other, or undefined (W C)	1,091 742	32 21	21 13	18 14	14 12	20 16	70 38	50 45	60 47	88 68	77 74	77 55	133 108	113 83	95 36	87 20	102 10	34 82
175	Poisoning by food (W C)	23 18	1	4	2		1	3	1	2	1	2	2	3	2	1	1		

CAUSES OF DEATH, BY AGE

183

TABLE 8.—DEATHS (EXCLUSIVE OF STILLBIRTHS) FROM EACH CAUSE, BY AGE, IN THE REGISTRATION AREA AND EACH REGISTRATION STATE: 1928—Continued

List No.	CAUSE OF DEATH	All deaths	Under 1 year	1 year	2 years	3 years	4 years	5 to 9 years	10 to 14 years	15 to 19 years	20 to 24 years	25 to 29 years	30 to 34 years	35 to 44 years	45 to 54 years	55 to 64 years	65 to 74 years	75 years and over	Age unknown
FLORIDA—Continued																			
XIV.—External causes—Contd.																			
176	Accidental, other, or undefined—Con-																		
	Poisoning by venomous ani- W	4						1					1	1		1			
	mals. C	4	1						1										
177	Other acute poisonings (gas W	28		6	3	1	1	2		1	4	1	2	1		2			
	excepted). C	12	1	5	1							1	2	1					
178	Conflagration. W	6															1	1	
	C	6																	
179	Burns (conflagration ex- W	47		1	1		2	3	10	5	2	6		2	1	2	2	5	
	cepted). C	50	3	4	5	2	2	6	1	1	3		3	2	6	5	2	3	
180	Mechanical suffocation. W	6																	
	C	4	3	1															
181	Absorption of irrespirable, ir- W	11									1		2		1	3	3	1	
	ritating, or poisonous gas. C	2																	
182	Drowning. W	233	9	5	8	4	6	33	19	12	15	16	12	22	19	12	8	2	31
	C	266	6	2	5	5	7	18	17	24	24	22	15	29	13	7	1	1	70
183	Traumatism by firearms (ex- W	37			1		1	2	5	3	5	4	3	6	6	6	2		2
	cept in war). C	37																	
184	Traumatism by cutting or W	5									1		2	1	1	2	1		
	piercing instruments. C	6																	
185	Traumatism by fall. W	135	4					1	4	3	4	2	5	11	9	10	22	59	
	C	27	1						4	2		1	1	6	6	3	1	2	
186a	Traumatism in mines. W	22									1								1
	C	20					1		1	3	1	2	3	6	1	4	5		
187	Traumatism by machines. W	53																	
	C	49					1	1	1	2	6	5	7	3	8	8	1	1	
188a	Railroad accidents. W	20																	
	Collision with automo- W	5																	
	biles. C	20					1	1			3	2	1	1	5	3	1	1	
	Other railroad accidents. W	33									3	2	1	2	7	8	4	1	
	C	44								1	4	6	5	13	5	3	1	2	4
188b	Street-car accidents. W	5									1	1		1	1				
	Collision with automo- W	3																	
	biles. C	2									1			1	1			1	
188c	Other street-car accidents. W	300		3	3	5	3	13	11	20	24	23	25	46	44	36	26	18	
	Automobile accidents (ex- W	104			2	3	3	6	3	4	13	13	11	17	16	7	3	2	1
	cluding collision with rail- C																		
188d	road trains and street cars. W	18																	
	Accidents. C	9								1	3	6	4	3	1				
188e,f	Injuries by other vehicles. W	2																	
	C	3																	
188g	Landslide, other crushing. W	3																	
	C	3																	
189	Injuries by animals (not poi- W	1																	
	soning). C	2																	
193	Excessive cold. W	4	1												2				
	C	1																	
194	Excessive heat. W	9																	
	C	13																	
195	Lightning. W	26																	
	C	8																	
196	Other accidental electric W	27																	
	shocks. C	3																	
201	Fracture (cause not speci- W	79	7	1	1	2	3	6	7	7	4	7	3	10	9	7	5	3	
	fied). C	101	5			2	2	4	7	4	13	10	7	14	19	8	6	2	
202	Other external violence. W	313	68	7	4	3	4	5	4	6	7	4	4	19	26	45	54	48	5
	Colored. C	414	137	16	4	2		8	4	7	13	15	11	44	53	35	30	31	4
204	Sudden death. W	37	1																
	C	37	3	1				2		2		3		4	6	6	13	7	
205a	Ill-defined. W	93	6		1	1	1	2	2	1				8	9	13	26	17	
	C	124	21	7					1	1	4	3	3	15	23	18	14	11	1
205b	Not specified or unknown. W	183	61	7	3	2	3	5	2	5	6	4	4	6	9	12	24	26	4
	C	253	113	8	4	1		4	3	4	9	9	8	21	24	11	14	16	4

GEORGIA

All causes. White. Colored.		18,610	2,542	567	294	177	144	413	285	515	605	588	610	1,460	1,788	2,083	3,178	3,334	27
		17,401	2,230	394	183	129	100	324	338	833	1,142	1,009	919	2,227	2,650	1,822	1,371	1,616	64
I.—Epidemic, endemic, and infectious diseases. White. Colored.		3,348	350	192	136	70	69	151	90	151	198	179	176	348	275	237	338	386	2
		3,760	332	111	58	48	33	134	134	328	504	394	257	520	880	230	136	148	13
1	Typhoid and paratyphoid fever. W	181	1	1	2	1	2	14	17	25	32	19	13	23	17	5	8	1	
	C	273	1	3	1	3	4	33	28	50	46	26	20	28	17	7	4	2	
2	Typhus fever. W	2																	
	C	1																	
4	Malta fever. W	1																	
	C	1																	
5	Malaria. W	229	6	8	8	5	4	29	20	12	17	11	10	14	23	13	31	18	
	C	318	23	11	11	9	8	37	12	18	28	14	11	32	42	26	19	16	1
6	Smallpox. W	3																	
	C	1																	
7	Measles. W	115	19	23	14	3	6	15	5	1	4	2	2	8	3	2	1	3	
	C	36	8	8	5		1	1	2	8	2			1					
8	Scarlet fever. W	29	2	3	6	3	4	1	1										
	C	4	1		2														
9	Whooping cough. W	99	52	28	10	5	2	2											
	C	65	38	16	6	2	2	1											
10	Diphtheria. W	174	19	30	43	23	24	25	3	4	2					1			
	C	62	26	4	6	8	6	6	1	1		1		2					
11a	Influenza (with pulmonary com- W	814	88	30	10	10	11	23	15	39	37	32	43	81	72	78	117	127	1
	plications). C	453	45	15	9	8	5	14	16	34	36	33	20	58	55	45	26	33	1

MORTALITY STATISTICS

TABLE 8.—DEATHS (EXCLUSIVE OF STILLBIRTHS) FROM EACH CAUSE, BY AGE, IN THE REGISTRATION AREA AND EACH REGISTRATION STATE: 1928—Continued

List No.	CAUSE OF DEATH	All deaths	Under 1 year	1 year	2 years	3 years	4 years	5 to 9 years	10 to 14 years	15 to 19 years	20 to 24 years	25 to 29 years	30 to 34 years	35 to 39 years	40 to 44 years	45 to 49 years	50 to 54 years	55 to 59 years	60 to 64 years	65 to 69 years	70 years and over	Age unknown
GEORGIA—Continued																						
I.—Epidemic, endemic, and infectious diseases—Continued.																						
11b	Influenza (other and unspecified).....	425	46	19	15	5	7	9	7	12	6	7	11	24	22	34	67	134				
13	Mumps.....	396	59	13	7	2	2	9	10	13	19	16	22	48	50	42	31	51				2
15	Cholera nostras.....	4											1								4	
16	Dysentery.....	190	51	33	17	4	2	3		1			1	8	5	5	19	41				
21	Erysipelas.....	119	31	24	3	4		2	1	1	2	4		7	7	11	7	15				
22	Acute anterior poliomyelitis.....	36	15	3						1			2	1	3	2	3	6				
23	Lethargic encephalitis.....	5							1					2	1		1					
24	Meningococcus meningitis.....	18	3	4	2	2		4		2							1					
25	Other epidemic and endemic diseases.....	3	1					1	1									1				
27	Anthrax.....	10		1	1							1									1	
28	Rabies.....	10						2														
29	Tetanus.....	10																				
30	Mycoses.....	3																				
	Tuberculosis (all forms).....	836	16	7	4	2	3	8	9	44	87	96	85	155	106	84	80	49				1
31	Of the respiratory system.....	1,550	10	5	6	7	4	17	51	183	320	264	158	264	150	67	26	10				8
32	Of the meninges, central nervous system.....	757	8	4	2			2	6	40	82	87	77	148	99	80	73	48				1
33	Of the intestines, peritoneum.....	1,422	8	2	1	3	3	11	42	164	304	248	144	247	138	64	26	10				7
34	Of the vertebral column.....	24	6	1		1	2	5	2	2	1	1	1	1	1							
35	Of the joints.....	12		1	3			3		2	1	1	1	1	3							
36	Of other organs.....	50			1			3	2	8	6	4	9	8	6	2						1
37a	Disseminated (acute).....	8			1					1		2	1	1	1	1						
37b	Disseminated (chronic or unspecified).....	14				2	1		2	1	1	4	2	2								
38	Syphilis.....	4								1		1				1						
39	Soft chancre.....	6	1	2						1						1						
40	Gonococcus infection.....	9			1		1						4	1	3	1						
41	Purulent infection, septicemia.....	19	1	1	1			1	3	2	3	3	1	3	1	2	1					
	II.—General diseases not included in Class I. Colored.....	25		1	1				2	4	5	4	1	3	4							
	Cancer and other malignant tumors.....	88	24	8	1	2		4	4	11	40	30	20	69	54	10	6	14				1
43	Of the buccal cavity.....	373	66	8	3	1										26	21					
44	Of the stomach, liver.....	1														1						
45	Of the peritoneum, intestines, rectum.....	12	2			1					1	2	1	5	4	1						
46	Of the female genital organs.....	24		2			2	1	3	3	4	2	1	5	4							
47	Of the breast.....	30	2	2																		
48	Of the skin.....	12	2		1																	
49	Of other or unspecified organs.....	1,866	38	9	13	8	8	23	22	23	40	40	59	204	335	347	428	266				3
50	Tumors, benign and unqualified (tumors of the female genital organs excepted).....	1,292	31	6	3	4	2	8	18	40	82	64	85	236	294	183	113	116				7
51	Acute rheumatic fever.....	1,021		3	3	1	3	4	5	3	9	8	19	107	206	229	239	179				3
52	Chronic rheumatism, osteoarthritis, gout.....	498			1				5	6	9	15	31	97	151	80	55	44				3
53	Scurvy.....	48												1	4	10	9	15				
54	Pellagra.....	13			1									1	4	2	2	3				
55	Rickets.....	294												19	54	78	82	52				1
56	Diabetes mellitus.....	138												16	47	30	23	11				
57	Pernicious anemia.....	98												9	12	18	35	15				
58a	Other anemias and chlorosis.....	33												2	3	4	10	4				
58b	Diseases of the pituitary gland.....	192												39	57	38	29	18				2
59	Exophthalmic goiter.....	165												10	50	20	7	7				1
60a	Other diseases of the thyroid gland.....	116												3	18	36	25	15				
60b	Diseases of the parathyroid glands.....	51												10	15	6	5	11				
61	Diseases of the thymus gland.....	55												3	3	7	18	24				
62	Diseases of the thymus gland.....	9												1	1	2	1	1				

185

List No.	CAUSE OF DEATH	All deaths	Under 1 year	1 year	2 years	3 years	4 years	5 to 9 years	10 to 14 years	15 to 19 years	20 to 24 years	25 to 29 years	30 to 34 years	35 to 44 years	45 to 54 years	55 to 64 years	65 to 74 years	75 years and over	Age unknown
GEORGIA—Continued																			
II.—General diseases not included in Class I—Continued.																			
63	Diseases of the adrenals (Addison's disease).....	W 1													1				
64	Diseases of the spleen.....	W 3		1															
65a	Leukemia.....	W 20	1		1	1	1	2	1		2	2		1	6	1	1		
65b	Hodgkin's disease.....	W 3																	
66	Alcoholism (acute or chronic).....	W 8			1				1		1			3	1		1		
67a	Chronic lead poisoning.....	W 2																	
67b	Other chronic mineral poisoning.....	W 38									4	2	3	9	8	4	5	3	
68	Chronic poisoning by organic substances.....	W 23									2	2	4	7	3	3	1	1	
69	Other general diseases.....	W 1										1		1	1				
		W 46	25	2	2	1	1	2		1	1		1	1			5	4	
		C 31	15	1	1					1	2		1	2		1	4	2	
	III.—Diseases of the nervous system and of the organs of special sense.....	White 1,920	52	12	5	8	7	16	12	15	24	25	36	120	233	314	545	494	
		Colored 1,662	43	6	2	3	3	15	19	26	38	31	81	246	413	325	214	191	6
70	Encephalitis.....	W 24	2	1		1		1	1	1	2	2	3	2	6	1	1		
71a	Simple meningitis.....	W 10	2	1						1	1	1	1	4					
71b	Nonepidemic cerebrospinal meningitis.....	W 42	13	4	2	2	3	2	2	2	3	1	1	3			2		
72	Tabes dorsalis (locomotor ataxia).....	W 24	4	2		1		3	3	3	3	1	1	1	2				
73	Other diseases of the spinal cord.....	W 8	2	1		1		2		1				1					
74a	Cerebral hemorrhage.....	W 5	1		1			1		1				4	1	1	1		
74b	Cerebral embolism and thrombosis.....	W 8												1	1	2			
75	Paralysis without specified cause.....	W 51						1	2				3	8	5	11	10		
76	General paralysis of the insane.....	W 24	2						1		5	3	12	9	7	2	4		
77	Other forms of mental alienation.....	W 1,312	2			1		2	2	5	18	59	69	177	250	424	365		
78	Epilepsy.....	W 1,111	1				1	2	3	5	12	18	59	178	303	243	160	130	6
79	Convulsions (nonpuerperal; 5 years and over).....	W 21								2	2	2	1	3	1	5	6	1	
80	Infantile convulsions (under 5 years).....	W 8	1						1	1				1	3	1	1		
81	Neuralgia and neuritis.....	W 217	5		1		1	1	1	3	3	1	6	24	58	75	94		
82	Softening of the brain.....	W 247	1											11	27	49	47		
83	Other diseases of the nervous system.....	W 36								1	2	3	10	14	6	1	1		
84	Diseases of the eye and annexa.....	W 53								1	2	3	16	18	7	4	2		
85a	Diseases of the ear.....	W 9											1	1		3	3		
85b	Diseases of the mastoid process.....	W 41	1	1	1		1	1	1	2	4								

U

CAUSES OF DEATH, BY AGE

187

TABLE 8.—DEATHS (EXCLUSIVE OF STILLBIRTHS) FROM EACH CAUSE, BY AGE, IN THE REGISTRATION AREA AND EACH REGISTRATION STATE: 1928—Continued

List No.	CAUSE OF DEATH	All deaths	Under 1 year	1 year	2 years	3 years	4 years	5 to 9 years	10 to 14 years	15 to 19 years	20 to 24 years	25 to 29 years	30 to 34 years	35 to 44 years	45 to 54 years	55 to 64 years	65 to 74 years	75 years and over	Age unknown
GEORGIA—Continued																			
	VIII.—The puerperal (White state.....Colored.....)	316 315							2 12	50 84	71 63	64 45	53 60	74 48	2				2 1
143	Accidents of pregnancy.....W.....C.....	29 22							1 5	3 4	4 2	7 8	8 4						
144	Puerperal hemorrhage.....W.....C.....	28 27							1 4	4 9	4 10	2 6	7 9						
145	Other accidents of labor.....W.....C.....	47 47							1 2	5 10	10 17	4 6	13 14						
146	Puerperal septicemia.....W.....C.....	86 92							1 1	25 20	17 22	17 17	14 7						
147	Puerperal phlegmasia alba dolens, embolus, etc.....W.....C.....	12 5								1 1	1 1	2 1	5 1						
148	Puerperal albuminuria and convulsions.....W.....C.....	112 121							8 44	20 26	22 12	19 17	26 13						
149	Following childbirth (undefined).....W.....C.....	2 1																	
	IX.—Diseases of the skin and of the cellular tissue.....White.....Colored.....	41 46	2 6	2 1					1 2	2 2	3 2	1 3	8 6	2 7	3 3	4 6	11 12		
151	Gangrene.....W.....C.....	12 17		1									1 2	1 3	1 3	1 2	8 6		
152	Furuncle.....W.....C.....	8 7								1 2			1 4						
153	Acute abscess.....W.....C.....	8 8									2 1		2 3	1 1					
154	Other diseases of the skin and annexa.....W.....C.....	13 14	2 3	1 1					1 1	1 1			1 1	2 2			1 2	3 4	
	X.—Diseases of the bones and of the organs of locomotion.....White.....Colored.....	19 16		2				3	4 1	1 3			3 4	1 4	1 1	1 1	3		
155	Diseases of the bones (tuberculosis excepted).....W.....C.....	17 15		2				3	3 1	1 3			3 4	1 3	1 1	1 1	2		
156	Diseases of the joints (tuberculosis and rheumatism excepted).....W.....C.....	2 1							1 1					1			1		
	XI.—Malformations.....White.....Colored.....	161 67	139 48	6 4	6 1	2 2	3 2	3 4	4 4	1 2			2						
159a	Congenital hydrocephalus.....W.....C.....	18 25	12 14	1 1	2 2	1 2	1 1						1						
159b	Congenital malformations of the heart.....W.....C.....	75 16	66 14	3 2	3 1		1 1		1										
159c	Other congenital malformations.....W.....C.....	68 26	61 20	2 1	1 1		1 1	2	2		1		1						
	XII.—Early infancy.....White.....Colored.....	1,031 730	1,031 730																
160	Congenital debility, icterus, sclerema.....W.....C.....	139 180	139 180																
161a	Premature birth.....W.....C.....	702 451	702 451																
161b	Injury at birth.....W.....C.....	121 50	121 50																
162	Other diseases peculiar to early infancy.....W.....C.....	67 47	67 47																
163	Lack of care.....W.....C.....	2 2	2 2																
164	XIII.—Old age (senility).....White.....Colored.....	309 443													2 13	40 59	267 372		
	XIV.—External causes.....White.....Colored.....	1,460 1,192	51 56	24 14	17 26	20 25	23 24	77 52	57 46	115 121	123 158	119 127	101 102	195 180	159 122	119 49	113 39	146 46	1 5
	Suicide.....W.....C.....	211 25								16 3	15 4	19 3	19 2	51 4	39 3	35 3	16 1	1	
165	By poisons (gas or corrosives excepted).....W.....C.....	25 2								3 3	4 3	3 3	2	4 1	4 1	4 1	1		
166	By corrosive substances.....W.....C.....	33 3								3 1	4 1	5 1	1 1	9 1	2 1	6 1	3		
167	By poisonous gas.....W.....C.....	12 5								1 1	1 1	1 1		5 1	3 1	1 1	1 1		
168	By hanging or strangulation.....W.....C.....	5 5												1 1	2 1	1 1	1 1		
169	By drowning.....W.....C.....	121 16								10 2	6 3	8 1	16 3	22 3	27 3	22 1	9 1	1	
170	By firearms.....W.....C.....	8 1												1 1					
171	By cutting or piercing instruments.....W.....C.....	1 1												1 1					
172	By jumping from high places.....W.....C.....	2 2												1 1					
174	By other means.....W.....C.....	167 363	1 2					1 1	13 42	22 72	21 68	14 57	47 71	24 20	17 11	6 5	1 4	1 1	
197	By firearms.....W.....C.....	128 237						1 1	11 2	16 27	15 51	12 45	37 33	20 49	10 17	5 2	4 4	1 1	
198	By cutting or piercing instruments.....W.....C.....	14 88							2 2	10 14	5 6	4 5	18 8	19 2	14 2	5 2	2 2	1 1	
199	By other means.....W.....C.....	25 38	1 2						1 5	5 7	4 7	5 8	2 3	6 4	4 2	1 1	2 2	1 1	
	Accidental, other, or undefined.....W.....C.....	1,082 804	50 54	24 14	17 26	20 25	23 23	76 51	57 41	86 76	86 82	79 55	68 41	97 105	96 95	67 36	91 84	144 44	1 2
175	Poisoning by food.....W.....C.....	16 2	4 3			1 1	1 1	2 1		1 1		2 3	3 5	1 1	2 3	1 1	3 1	2	
176	Poisoning by venomous animals.....W.....C.....	2 2																	
177	Other acute poisonings (gas excepted).....W.....C.....	25 23	1 1	3 5	1 2	1 1	1 1	2 2	1 1	1 1	3 3			1 3	5 1	3 1			

MORTALITY STATISTICS

TABLE 8.—DEATHS (EXCLUSIVE OF STILLBIRTHS) FROM EACH CAUSE, BY AGE, IN THE REGISTRATION AREA AND EACH REGISTRATION STATE: 1928—Continued

List No.	CAUSE OF DEATH	All deaths	Under 1 year	1 year	2 years	3 years	4 years	5 to 9 years	10 to 14 years	15 to 19 years	20 to 24 years	25 to 29 years	30 to 34 years	35 to 39 years	40 to 44 years	45 to 49 years	50 to 54 years	55 to 59 years	60 to 64 years	65 to 69 years	70 years and over	Age unknown
GEORGIA—Continued																						
XIV.—External causes—Contd.																						
Accidental, other, or undefined—Con.																						
178	Conflagration.....	W 19		1					2	4	2	1	1			5	1	2				
		C 16	2		1	2	2	2			1		1			2	2	1				
179	Burns (conflagration ex- cepted).....	W 103	5	4	9	5	23	7	3	4	3	6	2			5	8	7				
		C 151	9	5	12	17	13	18	6	5	4	3	6			16	6	11				
180	Mechanical suffocation.....	W 24	24												2							
		C 31	28								1											
181	Absorption of irrespirable, ir- ritating, or poisonous gas.....	W 1														1						
		C 1																				
182	Drowning.....	W 51	1	2			2	4	8	7	6	6	3	9	1	1	1	1				
		C 66				1		5	6	14	12	6	5	7	8	8						
183	Traumatism by firearms (ex- cept in war).....	W 65		1			2	6	11	13	7	4	6	9	5	5						
		C 66	1	1	2	2	3	5	5	16	10	6	3	7	3	1						
184	Traumatism by cutting or piercing instruments.....	W 10	1					2			1		2	2								
		C 9							1	1	1	3		1	1							
185	Traumatism by fall.....	W 179	3	1		4	2	4	2	5	1	5	2	5	9	9	4	28	99			
		C 51	3	1	2			1	1	5	4	4	3	6	8	4	3	6				
186a	Traumatism in mines.....	W 1									1											
		C 21							1	2	1	3	2	4	5	1	1	1	2			
187	Traumatism by machines.....	W 20						1	1	4	5	1										
		C 78	1				1	3	6	10	7	10	16	9	6	4	4	4	1			
188a	Railroad accidents.....	W 57						2	3	2	5	1	8	11	11	6	1	6				
	Collision with automo- biles.....	W 15						2		3	2	1	2	4	1							
		C 19						1	1	1	3		4	2	5	3						
	Other railroad accidents.....	W 63	1				1	1	3	8	6	8	12	8	6	4	3	4	4	4	1	
		C 38						1	2	2	2	4	9	6	3	1	1	1	1	6	2	
188b	Street-car accidents.....	W 13		1																		
	Collision with automo- biles.....	W 3																				
		C 3																				
	Other street-car accidents.....	W 10		1									1	2	3	1	1	1	1			
		C 2																				
188c	Automobile accidents (ex- cluding collision with rail- road trains and street cars).....	W 320		4	4	5	8	24	21	32	39	33	26	26	34	25	27	12				
		C 148		2		2	3	7	7	17	18	12	5	36	18	9	6	6				
188d	Airplane and balloon accidents.....	W 8									1	3	2	2								
		C 14					1	1		3	2	1	1	1	1			2	1			
188e, f	Injuries by other vehicles.....	W 13					4	1					1	1	1	4						
		C 13					1	1	2	3	1	1	1	1	1	1			2			
188g	Landslide, other crushing.....	W 5																				
		C 9						2					2	3	2							
189	Injuries by animals (not poi- soning).....	W 4																				
		C 1																				
193	Excessive cold.....	W 10	1		1																	
		C 1																				
194	Excessive heat.....	W 7																				
		C 14			1			1	2	1		2	2	1	1	1	2	1				
195	Lightning.....	W 21			1			2	3	4	3	1	1	4	1							
		C 11																				
196	Other accidental electric shocks.....	W 6																				
		C 16																				
201	Fracture (cause not specified).....	W 3																				
		C 62	10	7	2			2	3	3	8	1	2	7	4	5	5	3	3			
202	Other external violence.....	W 69	6	4				2	5	5	10	11	3	8	10	1	3	1				
		C 705	277	16	9	2		5	4	9	2	7	18	34	40	73	99	109				
	XV.—Ill-defined diseases.....	White 1,148	441	38	13	8	7	18	14	19	34	36	33	71	107	78	110	113				
		Colored																				
204	Sudden death.....	W 128	20		1				2	1			2	8	13	22	29	30				
		C 121	19	2		2	1		2	2	6	4	8	19	18	16	14					
205a	Ill-defined.....	W 200	47	9	2	1		2		1	1	4	7	10	11	24	36	45				
		C 328	58	14	2	1		4	3	5	4	9	10	29	49	38	48	49				
205b	Not specified or unknown.....	W 378	210	7	6	1		3	4	6		3	9	16	16	27	34	34				
		C 699	364	22	8	4	5	13	9	12	25	21	19	34	39	46	50	6				

IDAHO

	All causes.....	4,177	536	99	62	31	38	88	119	147	125	111	107	346	416	533	698	718	3
	I.—Epidemic, endemic, and infec- tious diseases.....	654	65	30	22	4	15	24	33	43	30	25	28	79	73	59	49	74	1
1	Typhoid and paratyphoid fever.....	16	1		1			1	1	2	2	1	1	2	2		1	1	
6	Smallpox.....	1																	
7	Measles.....	2					1		1										
8	Scarlet fever.....	12	2	1			1	1	1			2		3					
9	Whooping cough.....	15	10	3	1		1												
10	Diphtheria.....	16	1		1	1	1	2	5	1				1	2	1			
11a	Influenza (with pulmonary complica- tions).....	210	24	12	10	1	2	8	3	8	5	3	7	26	22	15	29	35	
11b	Influenza (other and unspecified).....	85	15	4	3		3	1	2	2	3	1	3	5	9	7	5	22	
16	Dysentery.....	4	2	1	1														
21	Erysipelas.....	11	4		1				1					2		2	1		
22	Acute anterior poliomyelitis.....	11				1	1	4	2	2	1								
23	Lethargic encephalitis.....	3																	
24	Meningococcus meningitis.....	46	2	2	1	1	3	6	7	14	2	1		3	1	3			
25	Other epidemic and endemic diseases.....	12								2				1	4	4	1		
28	Rabies.....	1																	
	Tuberculosis (all forms).....	188	3	6	2		2	1	9	11	15	15	17	30	28	22	12	14	1
31	Of the respiratory system.....	156	2	3			2		5	9	14	12	14	26	26	19	10	14	
32	Of the meninges, central nervous system.....	13	1	3	1			1	4				2	1		2			
33	Of the intestines, peritoneum.....	10								1	1	2		2	1	2			
34	Of the vertebral column.....	3								1		1		1					
35	Of the joints.....	1															1		
36	Of other organs.....	4														1	1		
37b	Disseminated (chronic or unspeci- fied).....	1																	1
38	Syphilis.....	14	1									1		4	4	2		2	
40	Gonococcus infection.....	2									1	1							
41	Purulent infection, septicemia.....	5		1	1				1					1		1			

CAUSES OF DEATH, BY AGE

189

TABLE 8.—DEATHS (EXCLUSIVE OF STILLBIRTHS) FROM EACH CAUSE, BY AGE, IN THE REGISTRATION AREA AND EACH REGISTRATION STATE: 1928—Continued

List No.	CAUSE OF DEATH	All deaths	Under 1 year	1 year	2 years	3 years	4 years	5 to 9 years	10 to 14 years	15 to 19 years	20 to 24 years	25 to 29 years	30 to 34 years	35 to 44 years	45 to 54 years	55 to 64 years	65 to 74 years	75 years and over	Age unknown
IDAHO—Continued																			
	II.—General diseases not included in Class I.....	467	12	1	2	1	1	3	13	6	5	4	10	35	75	92	130	77	---
43	Cancer and other malignant tumors.....	329	1	1	1	1	---	---	1	2	4	2	8	19	57	67	100	65	---
44	Of the buccal cavity.....	10	---	---	---	---	---	---	---	---	---	---	---	2	1	2	3	2	---
45	Of the stomach, liver.....	131	---	---	---	1	---	---	---	1	1	1	1	5	16	32	47	26	---
46	Of the peritoneum, intestines, rectum.....	45	1	---	---	---	---	---	---	---	---	---	1	3	10	5	18	7	---
47	Of the female genital organs.....	37	---	---	---	---	---	---	---	---	---	---	2	3	7	7	10	2	---
48	Of the breast.....	22	---	---	---	---	---	---	---	---	---	---	1	2	5	6	4	4	---
49	Of the skin.....	12	---	---	---	---	---	---	---	---	---	---	---	---	1	1	4	6	---
50	Of other or unspecified organs.....	72	---	1	1	---	---	---	1	1	3	1	3	4	11	14	14	18	---
51	Tumors, benign and unqualified (tumors of the female genital organs excepted).....	5	---	---	---	---	---	---	---	---	---	---	---	2	1	1	---	1	---
52	Acute rheumatic fever.....	14	---	---	---	---	---	1	3	2	1	1	1	---	2	---	1	2	---
53	Chronic rheumatism, osteoarthritis, gout.....	7	---	---	---	---	---	---	1	---	---	---	---	---	2	2	1	1	---
54	Diabetes mellitus.....	51	---	---	---	---	---	---	5	2	---	---	---	---	5	13	17	6	---
55a	Pernicious anemia.....	14	---	---	---	---	---	---	---	---	---	---	---	2	---	3	7	2	---
55b	Other anemias and chlorosis.....	1	---	---	---	---	---	1	---	---	---	---	---	---	---	---	---	---	---
56a	Exophthalmic goiter.....	14	---	---	---	---	---	---	---	---	---	---	1	6	4	2	1	---	---
56b	Other diseases of the thyroid gland.....	3	---	---	---	---	---	1	---	---	---	---	---	---	1	---	1	---	---
57	Diseases of the thymus gland.....	6	5	---	---	---	---	1	---	---	---	---	---	---	---	---	---	---	---
58a	Leukemia.....	3	1	---	---	---	---	---	---	---	---	---	---	---	---	2	---	---	---
58b	Alcoholism (acute or chronic).....	10	---	---	---	---	---	---	1	---	---	---	---	3	3	1	2	---	---
59a	Chronic lead poisoning.....	1	---	---	---	---	---	---	---	---	---	---	---	---	---	1	---	---	---
59b	Other general diseases.....	9	5	---	1	---	1	---	1	---	---	---	---	1	---	---	---	---	---
	III.—Diseases of the nervous system and of the organs of special sense.....	373	13	3	2	2	5	8	7	4	7	5	2	19	31	53	114	98	---
70	Encephalitis.....	5	---	---	---	---	---	---	---	---	1	---	---	1	---	---	1	2	---
71a	Simple meningitis.....	13	2	1	2	1	2	1	2	1	---	---	---	---	---	1	---	---	---
71b	Non-epidemic cerebrospinal meningitis.....	5	1	---	---	---	1	2	---	---	---	1	---	---	---	3	1	---	---
72	Tabes dorsalis (oculomotor ataxia).....	5	---	---	---	---	---	---	---	---	---	---	---	---	1	---	---	---	---
73	Other diseases of the spinal cord.....	12	---	---	---	---	---	2	---	---	---	---	---	---	---	3	4	3	---
74a	Cerebral hemorrhage.....	243	---	---	---	---	---	1	---	3	---	---	1	7	21	41	88	81	---
74b	Cerebral embolism and thrombosis.....	12	1	---	---	---	---	---	1	---	---	---	1	1	1	2	4	1	---
75	Paralysis without specified cause.....	11	---	---	---	---	---	---	---	---	---	---	---	---	---	2	6	4	---
76	General paralysis of the insane.....	15	---	---	---	---	---	---	---	---	---	1	---	5	2	1	4	2	---
77	Other forms of mental alienation.....	2	---	---	---	---	---	---	---	---	---	1	---	---	---	---	---	1	---
78	Epilepsy.....	16	1	1	---	---	---	4	---	2	---	---	---	2	2	---	2	2	---
79	Convulsions (nonpuerperal; 5 years and over).....	2	---	---	---	---	1	---	1	---	---	---	---	---	---	---	---	---	---
80	Infantile convulsions (under 5 years).....	7	6	---	---	---	---	---	---	---	---	---	---	---	---	---	---	---	---
81	Chorea.....	1	---	---	---	---	---	---	---	---	---	---	---	---	---	---	---	1	---
82	Neuralgia and neuritis.....	1	---	---	---	---	---	---	---	---	---	---	---	---	---	---	---	---	---
83	Softening of the brain.....	1	---	---	---	---	---	---	---	---	---	---	---	---	---	---	---	1	---
84	Other diseases of the nervous system.....	12	---	---	---	---	1	---	1	---	---	1	---	3	4	---	2	---	---
85	Diseases of the eye and annexa.....	1	---	---	---	---	---	---	---	---	1	---	---	---	---	---	---	---	---
86a	Diseases of the ear.....	4	2	---	---	---	---	---	---	---	1	---	---	---	---	1	---	---	---
86b	Diseases of the mastoid process.....	5	---	1	---	1	1	---	---	---	---	---	---	---	---	---	1	---	---
	IV.—Diseases of the circulatory system.....	685	6	1	1	3	---	5	7	11	15	5	12	33	75	131	189	191	---
87	Pericarditis.....	2	---	---	---	---	---	1	---	---	---	---	---	---	---	1	---	---	---
88	Endocarditis and myocarditis (acute).....	26	1	---	---	---	---	1	1	2	3	---	2	3	4	2	5	2	---
89	Angina pectoris.....	48	---	---	---	---	---	---	---	---	---	---	1	1	4	18	17	7	---
90	Other diseases of the heart.....	547	3	1	1	3	---	4	5	9	12	5	7	26	65	104	147	155	---
91a	Aneurysm.....	4	---	---	---	---	---	---	---	---	---	---	---	2	---	1	---	1	---
91b,c	Other diseases of the arteries.....	45	---	---	---	---	---	---	---	---	---	---	---	---	1	3	20	21	---
92	Embolism and thrombosis (not cerebral).....	11	1	---	---	---	---	---	---	---	---	---	2	1	---	2	---	5	---
93	Diseases of the veins.....	1	---	---	---	---	---	---	---	---	---	---	---	---	1	---	---	---	---
94	Diseases of the lymphatic system.....	1	1	---	---	---	---	---	---	---	---	---	---	---	---	---	---	---	---
	V.—Diseases of the respiratory system.....	350	59	27	12	4	2	12	5	12	13	9	4	28	29	36	28	69	1
97a	Diseases of the nasal fossae.....	2	1	---	---	---	---	---	---	---	---	---	---	1	---	---	---	---	---
97b	Diseases of the nasal fossae annexa.....	4	---	---	---	---	---	1	---	---	---	---	---	3	---	---	---	---	---
98	Diseases of the larynx.....	3	---	---	1	---	---	---	---	1	---	---	---	---	1	---	---	---	---
99a	Acute bronchitis.....	3	---	---	---	1	---	---	---	---	---	---	---	1	---	---	---	1	---
99b	Chronic bronchitis.....	8	---	---	---	---	---	---	---	---	---	---	---	---	---	---	---	6	---
99c,d	Bronchitis (unspecified).....	4	1	---	---	---	---	---	---	---	---	---	---	---	---	1	---	3	---
100a	Broncho-pneumonia.....	124	44	17	8	2	1	3	3	2	3	2	2	---	3	4	8	22	---
101a	Lobar pneumonia.....	149	8	7	3	1	1	4	1	6	9	5	2	17	18	30	16	20	---
101b	Pneumonia (unspecified).....	30	5	---	---	---	---	2	1	2	---	1	---	4	3	---	2	10	---
102	Pleurisy.....	7	---	2	---	---	---	1	---	---	---	---	---	1	---	1	1	1	---
103	Congestion and hemorrhagic infarct of the lung.....	5	---	---	---	---	---	---	---	---	---	---	---	---	1	---	---	4	---
104	Gangrene of the lung.....	1	---	1	---	---	---	---	---	---	---	---	---	---	---	---	---	1	---
105	Asthma.....	4	---	---	---	---	---	---	---	1	---	---	---	---	1	---	---	1	---
106	Pulmonary emphysema.....	1	---	---	---	---	---	---	---	---	---	---	---	---	---	---	---	1	---
107	Other diseases of the respiratory system (tuberculosis excepted).....	5	---	---	---	---	---	1	---	---	1	---	---	1	2	---	---	---	---
	VI.—Diseases of the digestive system.....	362	69	19	14	8	7	14	23	15	9	11	14	30	32	41	36	20	---
108	Diseases of the mouth and annexa.....	3	1	1	---	---	---	---	---	---	---	---	---	---	---	---	1	---	---
109b	Other diseases of the pharynx, tonsils.....	28	2	3	2	1	2	1	1	3	3	3	2	1	1	1	1	2	---
111a	Ulcer of the stomach.....	21	1	---	---	---	---	---	---	---	---	---	---	5	3	7	3	---	---
111b	Ulcer of the duodenum.....	8	---	---	---	---	---	---	---	---	---	---	---	---	5	1	2	---	---
112	Other diseases of the stomach (cancer excepted).....	16	4	1	---	1	1	---	---	---	---	---	---	1	---	1	4	3	---
113	Diarrhea and enteritis (under 2 years).....	64	50	14	---	---	---	---	---	---	---	---	---	---	---	---	---	---	---
114	Diarrhea and enteritis (2 years and over).....	29	---	---	9	5	3	2	---	---	---	---	---	1	1	2	2	4	---

191

List No.	CAUSE OF DEATH	All deaths	Under 1 year	1 year	2 years	3 years	4 years	5 to 9 years	10 to 14 years	15 to 19 years	20 to 24 years	25 to 29 years	30 to 34 years	35 to 44 years	45 to 54 years	55 to 64 years	65 to 74 years	75 years and over	Age unknown
	IDAHO—Continued																		
	XIV.—External causes—Continued.																		
	Accidental, other, or undefined—Con.																		
185	Traumatism by fall	44		1	1	1		1	5	2	1		1	1	3	8	7	13	
186a	Traumatism in mines	12									1	1	1	6	2		1		
186b	Traumatism in quarries	2																	
187	Traumatism by machines	12				1			1			3	2	2	1		1		
188a	Railroad accidents	17		1				1		1		1	3	3	3	1	2	1	
	Collision with automobiles	7						1		1			1	1	1		2		
	Other railroad accidents	10		1								1	2	2	2	1		1	
188b	Street-car accidents	2														1			
188c	Automobile accidents (excluding collision with railroad trains and street cars)	90		2		1	2	4	5	14	8	8	3	16	13	5	7	2	
188d	Airplane and balloon accidents	9		1				1			1	1	2	3					
188e, f	Injuries by other vehicles	6				1								1		2	1	1	
188g	Landslide, other crushing	9										1		3	2	3			
189	Injuries by animals (not poisoning)	3							1	1						1			
193	Excessive cold	2												1				1	
194	Excessive heat	2												1					
195	Lightning	5								1				1	1				
196	Other accidental electric shocks	5											3	3					
202	Other external violence	24		2				2	3	1	1	1	2	2	3	2	3	2	
	XV.—Ill-defined diseases	52	13						1	1		2	2	5	2	7	7	12	
204	Sudden death	7													1	2	3	1	
205a	Ill-defined	13	2						1					2	1	1	2	4	
205b	Not specified or unknown	32	11							1		2	2	3		4	2	7	

ILLINOIS

All causes		90, 195	8, 326	1, 313	735	546	494	1, 645	1, 249	1, 889	2, 613	2, 767	3, 223	8, 908	10, 870	13, 666	16, 123	15, 790	38
I.—Epidemic, endemic, and infectious diseases.		10, 823	693	374	246	218	174	549	316	656	915	852	771	1, 578	1, 171	931	717	658	4
1	Typhoid and paratyphoid fever	162	1			5	3	10	21	30	18	18	11	18	15	6	5	1	
5	Malaria	55	3	4	3														
6	Smallpox	5	2					2	1	4	1	1	2	5	9	6	9	4	
7	Measles	88	16	20	11		7	17	3	4				2	1	1	3		
8	Scarlet fever	165	3	15	16	18	22	43	16	11	3	4	2	6	4	1	1		
9	Whooping cough	276	163	71	21	10	5	4	1				1						
10	Diphtheria	654	28	47	67	92	79	232	62	8	8	6	6	8	5	3	1	2	
11a	Influenza (with pulmonary complications)	1, 682	134	86	40	21	10	41	32	50	67	67	64	204	196	186	231	252	1
11b	Influenza (other and unspecified)	893	101	34	23	13	7	35	22	28	26	24	32	72	61	81	102	232	
13	Mumps	5	1			1								1				1	
15	Cholera nostras	76	2											5	5	1	11	17	
16	Dysentery	3	11	4	3	5	2	4	1	1	2								
19	Spirochetal hemorrhagic jaundice	1																	
20	Leprosy	1												1					
21	Erysipelas	176	32	1	1	1	1	3	2	7	7	7	5	20	18	41	18	19	
22	Acute anterior poliomyelitis	36	3	7	4	1	4	5	3	3	2	1		1	1	1	6		
23	Lethargic encephalitis	72	3	2			1	5	3	3	5	7	4	13	9	6	8	3	
24	Meningococcus meningitis	223	20	9	8	4	16	35	25	25	23	11	5	18	13	9	1	1	
25	Other epidemic and endemic diseases	12	4	2	1	2	1	1											
28	Rabies	14			1	1	1	3	1		1					2	4		
29	Tetanus	95	7					17	21	7	6			14	5	2	5		
30	Mycoses	17	3			2		2						1	2	5	2		
	Tuberculosis (all forms)	5, 481	69	65	43	36	13	33	91	457	713	662	586	1, 076	708	482	254	110	3
31	Of the respiratory system	4, 753	28	13	12	6	4	80	65	401	630	605	539	1, 076	708	482	254	110	3
32	Of the meninges, central nervous system	233	23	31	24	22	4	33	15	11	20	11	11	23	21	4			
33	Of the intestines, peritoneum	109	6	2			2	3	3	17	31	18	10	22	21	16	15	3	
34	Of the vertebral column	71	1		1	1		6	4	6	7	3	5	13	8	5	7	4	
35	Of the joints	18						1	1		1	1	2	5	4	3	2		
36	Of other organs	82		1	2		1	2	1	5	11	3	8	14	7	22	3	2	
37a	Disseminated (acute)	134	9	18	3	7	1	8	2	15	9	16	11	18	9	4	3	1	
37b	Disseminated (chronic or unspecified)																		
		21	2		1		1			2	4	5		2	3		1		
38	Syphilis	483	79	5	2	2	2	7	5	8	13	19	31	92	99	79	28	7	
40	Gonococcus infection	80	3							8	13	14	16	14	9	2	1		
41	Purulent infection, septicemia	67	5	2	1		1	2	5	7	1	2	3	6	9	6	8	9	
42	Other infectious diseases	1										1							
II.—General diseases not included in Class I		11, 831	200	39	24	22	17	73	84	112	136	180	261	1, 243	2, 022	2, 935	2, 909	1, 572	2
	Cancer and other malignant tumors	7, 912	6	5	7	5	2	10	10	23	34	70	121	765	1, 423	2, 093	2, 136	1, 201	1
43	Of the buccal cavity	238						1				2	1	9	42	76	66	41	
44	Of the stomach, liver	2, 883	1	1					1	3	4	2	26	176	427	793	968	476	
45	Of the peritoneum, intestines, rectum	1, 139	2		1	1				1	2	12	25	115	191	284	329	175	
46	Of the female genital organs	1, 096								4	4	19	20	212	298	288	178	72	
47	Of the breast	734									1	3	21	113	176	209	132	79	
48	Of the skin	187		1		1				1	1		4	7	9	28	45	90	
49	Of other or unspecified organs	1, 635	3	3	6	3	2	8	9	14	22	27	24	133	280	415	418	268	
50	Tumors, benign and unqualified (tumors of the female genital organs excepted)	57		1		1	1		1	1	3	2	1	5	15	13	10	3	
51	Acute rheumatic fever	197	1	1		2	3	21	28	19	17	7	6	30	16	14	15	17	
52	Chronic rheumatism, osteoarthritis, gout	81																	
53	Scurvy	2	2					1		1	3	1	2	3	7	15	21	27	
54	Pellagra	40																	
56	Rickets	26	15	8	2			1			1	4	9	14	6	6			

MORTALITY STATISTICS

TABLE 8.—DEATHS (EXCLUSIVE OF STILLBIRTHS) FROM EACH CAUSE, BY AGE, IN THE REGISTRATION AREA AND EACH REGISTRATION STATE: 1928—Continued

List No.	CAUSE OF DEATH	All deaths	Under 1 year	1 year	2 years	3 years	4 years	5 to 9 years	10 to 14 years	15 to 19 years	20 to 24 years	25 to 29 years	30 to 34 years	35 to 39 years	40 to 44 years	45 to 49 years	50 to 54 years	55 to 59 years	60 to 64 years	65 to 69 years	70 years and over	Age unknown
ILLINOIS—Continued																						
II.—General diseases not included in Class I—Continued.																						
57	Diabetes mellitus.....	1,741		3	1	2	1	17	21	32	23	27	38	104	236	472	518	246				
58a	Pernicious anemia.....	268		2	1			2	3	4	2	3	5	21	35	67	86	37				
58b	Other anemias and chlorosis.....	20	4	2				1	2					1	1	2	3	4				
59	Diseases of the pituitary gland.....	5											1	1	1		2					
60a	Exophthalmic goiter.....	523							3	14	21	35	32	106	108	131	54	19				
60b	Other diseases of the thyroid gland.....	38	4							2	2	1		6	4	11	6	2				
61	Diseases of the parathyroid glands.....	6	5						1													
62	Diseases of the thymus gland.....	144	106	12	5	3	2	6	3	1	3	1		2								
63	Diseases of the adrenals (Addison's disease).....	38				1					3	1	2	10	11	6	3	2				
64	Diseases of the spleen.....	10	1			1		1	1			1			1	2	2					
65a	Leukemia.....	172	5	2	4	5	5	10	9	8	7	7	7	20	28	32	19	4				
65b	Hodgkin's disease.....	76	1	1			1	1	1	3	4	2	9	17	13	10	10	3				
66	Alcoholism (acute or chronic).....	368								12	14	19	132	111	53	20	6	1				
67a	Chronic lead poisoning.....	6										1	1			3						
67b	Other chronic mineral poisoning.....	1															1					
68	Chronic poisoning by organic substances.....	7									2		1	1	3							
69	Other general diseases.....	93	50	2	4	3	1	1	3	4	1		7	5	3	5	3	1				
III.—Diseases of the nervous system and of the organs of special sense.....		8,223	150	41	32	15	17	102	79	94	103	109	191	581	948	1,514	2,153	2,091	3			
70	Encephalitis.....	70	6	4	3	1	1	4	4	3	6	3	8	9	7	4	3	4				
71a	Simple meningitis.....	144	28	7	4	1	1	19	9	6	6	4	7	24	14	6	7	1				
71b	Nonepidemic cerebrospinal meningitis.....	16	4		2	1		2		4	1											
72	Tabes dorsalis (locomotor ataxia).....	135										1	1	9	33	47	31	13				
73	Other diseases of the spinal cord.....	278	3	2	1		1	5	3	9	8	4	10	25	35	65	66	41				
74a	Cerebral hemorrhage.....	5,330	6	1	2	2		1	2	12	8	18	38	195	528	1,058	1,692	1,765	2			
74b	Cerebral embolism and thrombosis.....	441	3		1			1	3	3	3	4	7	18	49	94	138	117				
75	Paralysis without specified cause.....	145					1	1	1	1	1	1	3	3	8	20	47	38				1
76	General paralysis of the insane.....	498								2	10	10	42	148	141	97	35	13				
77	Other forms of mental alienation.....	150								1	13	17	9	45	34	14	3					
78	Epilepsy.....	223	2	2	3	2	4	5	13	25	23	16	26	33	29	16	18	6				
79	Convulsions (nonpuerperal; 5 years and over).....	4						1		1			1			1						
80	Infantile convulsions (under 5 years).....	37	34	1	2																	
81	Chorea.....	5						1								2	1					
82	Neuralgia and neuritis.....	19										1	1	2		3	6	6				
83	Softening of the brain.....	45														5	19	21				
84	Other diseases of the nervous system.....	363	10	6	4	1	3	13	12	9	11	15	23	38	52	65	64	37				
85	Diseases of the eye and annexe.....	12	3		1				2					1	1		1	3				
86a	Diseases of the ear.....	191	36	12	9	5	2	27	15	13	8	6	9	19	11	14	4	1				
86b	Diseases of the mastoid process.....	117	15	6		2	4	22	16	5	5	8	6	12	4	4	6	2				
IV.—Diseases of the circulatory system.....		19,733	48	10	13	16	27	112	164	161	208	226	330	1,317	2,260	3,558	5,268	6,007	8,007			
87	Pericarditis.....	59	1					1	1	1	1		1	4	2	8	24	15				
88	Endocarditis and myocarditis (acute).....	632	23	5	4	5	3	38	32	27	41	40	43	141	50	51	54	75				
89	Angina pectoris.....	1,063							1	1	6	5	10	55	130	260	359	234				
90	Other diseases of the heart.....	15,942	16	5	9	11	24	70	128	131	154	173	267	1,036	1,901	2,930	4,263	4,818	6			
91a	Aneurysm.....	152									2	2	4	29	48	27	25	14				
91b,c	Other diseases of the arteries.....	1,529							1	1		2	2	16	63	201	454	790				
92	Embolism and thrombosis (not cerebral).....	281	3					1	1		3	2	1	27	52	66	74	51				
93	Diseases of the veins.....	52						1				2	2	7	13	10	12	5				
94	Diseases of the lymphatic system.....	13	5					1			1			1		1	1	3				
95	Hemorrhage without specified cause.....	3														1	2					
96	Other diseases of the circulatory system.....	7												1		2	2	2				
V.—Diseases of the respiratory system.....		8,767	1,355	450	207	95	69	194	114	159	219	283	359	1,004	1,078	961	993	1,227				
97a	Diseases of the nasal fossae.....	9	2					1	1	1	1	1	1	1	1	2	3	2				
97b	Diseases of the nasal fossae annexe.....	45	1		1		1	2	4	10	4	1	5	6	2	3	3	2				
98	Diseases of the larynx.....	31	5	4	1	2	3	4	1	1	1	2	1	1	1	4	1					
99a	Acute bronchitis.....	201	77	17	10	3	4	5			1	1	1	5	7	10	9	51				
99b	Chronic bronchitis.....	166	5		2	1						1	4	11	14	21	32	74				
99c,d	Bronchitis (unspecified).....	117	34	7							1	1	1	1	8	10	10	45				
100a	Broncho-pneumonia.....	2,778	899	296	114	53	35	79	29	29	27	51	53	126	155	183	227	422				
100b	Capillary bronchitis.....	52	29	4	6			1							1	4	2	5				
101a	Lobar pneumonia.....	4,675	259	101	64	28	21	80	66	101	165	210	264	779	798	636	628	475				
101b	Pneumonia (unspecified).....	71	14	4	3		2	1	1	2	3	3	5	6	10	5	3	9				
102	Pleurisy.....	245	20	14	5	7	2	19	7	8	13	9	12	29	31	39	12	18				
103	Congestion and hemorrhagic infarct of the lung.....	96	5							1		1		1	4	3	12	69				
104	Gangrene of the lung.....	23							1	2	2		2	4	7	2		3				
105	Asthma.....	158	1	2	1	1		2	1			1	4	16	21	29	39	40				
106	Pulmonary emphysema.....	10				1										2	1	6				
107	Other diseases of the respiratory system (tuberculosis excepted).....	90	4	1				2	1	5	1	3	7	18	18	10	14	6				
VI.—Diseases of the digestive system.....		6,798	1,196	279	128	84	77	218	173	177	183	255	265	780	875	888	715	504	1			
108	Diseases of the mouth and annexe.....	61	5	3	2		1	3	2	2	3		3	10	7	14	4	2				
109b	Other diseases of the pharynx, tonsils.....	298	10	12	13	11	16	45	22	15	19	17	15	35	31	22	8	7				
110	Diseases of the esophagus.....	7												1	1	1	2	2				
111a	Ulcer of the stomach.....	387		1					1	2	13	24	19	68	110	67	56	26				
111b	Ulcer of the duodenum.....	135	1							2	5	8	12	26	36	21	16	8				
112	Other diseases of the stomach (cancer excepted).....	189	39	3	3	1	1	2		3	2	2	4	11	19	13	34	52				
113	Diarrhea and enteritis (under 2 years).....	1,276	1,048	228																		
114	Diarrhea and enteritis (2 years and over).....	416			83																	

CAUSES OF DEATH, BY AGE

193

TABLE 8.—DEATHS (EXCLUSIVE OF STILLBIRTHS) FROM EACH CAUSE, BY AGE, IN THE REGISTRATION AREA AND EACH REGISTRATION STATE: 1928—Continued

List No.	CAUSE OF DEATH	All deaths	Under 1 year	1 year	2 years	3 years	4 years	5 to 9 years	10 to 14 years	15 to 19 years	20 to 24 years	25 to 29 years	30 to 34 years	35 to 44 years	45 to 54 years	55 to 64 years	65 to 74 years	75 years and over	Age unknown
ILLINOIS—Continued																			
VI.—Diseases of the digestive system—Continued.																			
116	Diseases due to other intestinal parasites	4			1	1					1				1				
117	Appendicitis and typhlitis	1,361	3	6	17	16	21	109	125	122	95	109	98	229	191	135	71	14	
118a	Hernia	338	4	3				1		2	6	8	10	36	52	84	82	50	
118b	Intestinal obstruction	510	69	18	5	2	6	12	8	10	9	19	30	67	70	73	51	61	
119	Other diseases of the intestines	69	5	1	1	1	1	1	8	2	1	6	4	8	8	10	8	9	
120	Acute yellow atrophy of the liver	32								1	2	7	5	3	8		2	4	
121	Hydatid tumor of the liver	3										1	1						
122	Cirrhosis of the liver	741	1	1	1			1	1	2	3	8	12	104	144	188	173	99	
123	Biliary calculi	454								1	2	13	18	59	97	136	91	37	
124	Other diseases of the liver	376	4			1	2	6	1	3	6	17	21	73	61	70	72	39	
125	Diseases of the pancreas	50				1	1	1	3	1	3	3	4	11	9	11	5	1	
126	Peritonitis without specified cause	91	7	3	2	4	3	11	4	3	6	3	4	18	9	7	2	5	
VII.—Nonvenereal diseases of the genito-urinary system and annexa																			
		9,969	65	12	14	5	9	48	48	67	115	165	258	814	1,206	1,842	2,570	2,728	3
128	Acute nephritis (including unspecified under 10 years)	283	26	5	3	3	2	16	9	11	9	8	22	44	28	34	29	34	
129	Chronic nephritis (including unspecified 10 years and over)	8,400	4	3	4		5	28	35	40	69	105	158	556	1,008	1,641	2,306	2,435	3
131	Other diseases of the kidneys and annexa	191	26	3	6	2	2	3	1	3	6	4	9	16	28	32	24	26	
132	Calculi of the urinary passages	67									2		2	8	13	20	14	8	
133	Diseases of the bladder	45	1					1					3		1	5	10	24	
134	Diseases of the urethra, etc.	29	1								2	1	1	3	11	5	2	3	
135	Diseases of the prostate	455										1		3	17	81	164	189	
136	Nonvenereal diseases of the male genital organs	10	7	1	1										1				
137	Cysts, other benign tumors of the ovary	76							2	6	6	5	23	16	7	6	5		
138	Salpingitis and pelvic abscess (female)	158						2	9	19	28	27	53	17	2	1		5	
139	Benign tumors of the uterus	204							1		5	25	92	59	10	9	3		
140	Nonpuerperal uterine hemorrhage	2											2						
141	Other diseases of the female genital organs	48						1	1	2	6	6	14	7	5	5	1		
142	Nonpuerperal diseases of the breast (cancer excepted)	1									1								
VIII.—The puerperal state																			
		743						2	60	166	151	158	200	5					1
143	Accidents of pregnancy	79							6	12	16	18	26	1					
144	Puerperal hemorrhage	77							4	8	21	13	31						
145	Other accidents of labor	91							6	13	18	16	36	1					1
146	Puerperal septicemia	290						1	21	55	55	68	58	2					
147	Puerperal phlegmasia alba dolens, embolus, etc.	27								5	6	7	9						
148	Puerperal albuminuria and convulsions	177						1	23	41	35	36	40	1					
149	Following childbirth (undefined)	2								2									
IX.—Diseases of the skin and of the cellular tissue																			
		189	18	2	1	3		7	2	1	16	7	9	21	17	30	20	35	
151	Gangrene	55						1	1	1		3	3	4	7	9	26		
152	Furuncle	39	4			1				8	3	1	7	4	10		1		
153	Acute abscess	53	6	1	1	2		6	1		8	3	3	5	6	8	2	1	
154	Other diseases of the skin and annexa	42	8	1							1	2	6	3	5	9	7		
X.—Diseases of the bones and of the organs of locomotion																			
		113	8	1	1	3	3	11	19	4	5	4	4	9	12	10	10	9	
155	Diseases of the bones (tuberculosis excepted)	91	5	1	1	2	3	10	16	4	5	4	1	6	8	9	8	8	
156	Diseases of the joints (tuberculosis and rheumatism excepted)	20	3			1		1	2				3	3	4	1	1	1	
158	Other diseases of the organs of locomotion	2						1								1			
XI.—Malformations																			
		953	892	17	9	5	2	9	6	4	4	1	1	3					
159a	Congenital hydrocephalus	89	74	3	3	2		4	2				1						
159b	Congenital malformations of the heart	539	505	11	5	2	2	3	3	3	1	1	1						
159c	Other congenital malformations	325	313	3	1	1		2	1	1	1			2					
XII.—Early infancy																			
		3,556	3,556																
160	Congenital debility, icterus, sclerema	197	197																
161a	Premature birth	2,171	2,171																
161b	Injury at birth	961	961																
162	Other diseases peculiar to early infancy	222	222																
163	Lack of care	5	5																
XIII.—Old age (senility)																			
		358													1	7	39	311	
XIV.—External causes																			
		7,961	105	86	59	80	98	320	242	394	542	530	611	1,345	1,249	959	703	625	13
Suicide																			
		1,224						2	21	65	89	101	267	282	205	139	52	1	
165	By poisons (gas or corrosives excepted)	52							1	6	8	4	14	7	8	3	1		
166	By corrosive substances	122							2	15	18	11	30	25	10	8	3		
167	By poisonous gas	237							5	11	12	22	49	59	38	33	8		
168	By hanging or strangulation	250						1	4	5	15	13	41	72	43	37	19		
169	By drowning	50								2	4	3	13	10	11	2	5		
170	By firearms	383						1	8	24	26	34	81	82	76	37	13	1	
171	By cutting or piercing instruments	66									3	5	20	14	10	12	2		

MORTALITY STATISTICS

TABLE 8.—DEATHS (EXCLUSIVE OF STILLBIRTHS) FROM EACH CAUSE, BY AGE, IN THE REGISTRATION AREA AND EACH REGISTRATION STATE: 1928—Continued

List No.	CAUSE OF DEATH	All deaths	Under 1 year	1 year	2 years	3 years	4 years	5 to 9 years	10 to 14 years	15 to 19 years	20 to 24 years	25 to 29 years	30 to 34 years	35 to 44 years	45 to 54 years	55 to 64 years	65 to 74 years	75 years and over	Age unknown
ILLINOIS—Continued																			
	XIV.—External causes—Continued.																		
	Suicide—Continued.																		
172	By jumping from high places.....	48	—	—	—	—	—	—	—	1	2	1	7	16	9	5	6	1	—
173	By crushing.....	12	—	—	—	—	—	—	—	—	—	2	1	3	3	—	—	—	—
174	By other means.....	4	—	—	—	—	—	—	—	—	—	—	1	—	1	—	—	—	—
	Homicide.....	778	22	4	—	1	3	7	8	39	106	110	140	188	94	36	13	4	3
197	By firearms.....	548	—	—	—	—	1	3	6	30	77	83	106	132	63	29	1	—	—
198	By cutting or piercing instruments.....	95	—	—	—	—	—	1	1	2	15	13	22	19	17	6	3	1	1
199	By other means.....	135	22	4	—	1	2	3	1	7	14	14	12	27	14	6	4	3	1
	Accidental, other, or undefined.....	5,959	83	82	59	79	95	313	232	334	371	331	370	890	873	718	551	569	9
175	Poisoning by food.....	28	5	—	—	—	2	2	2	3	—	1	1	5	2	3	2	—	—
177	Other acute poisonings (gas excepted).....	99	3	11	4	4	4	3	1	8	3	6	15	20	9	9	2	2	—
178	Conflagration.....	114	2	3	1	7	5	5	2	2	9	12	9	15	12	11	5	9	1
179	Burns (conflagration excepted).....	308	5	26	18	19	20	35	20	13	15	17	16	26	21	25	22	10	—
180	Mechanical suffocation.....	45	32	1	—	—	—	—	1	1	—	—	2	4	1	3	—	—	—
181	Absorption of irrespirable, irritating, or poisonous gas.....	243	—	4	1	2	2	4	5	3	9	7	18	50	55	36	30	17	—
182	Drowning.....	388	1	10	7	2	2	26	29	71	25	29	52	63	29	15	4	—	—
183	Traumatism by firearms (except in war).....	144	—	—	—	—	2	12	13	21	12	18	16	16	13	5	—	—	—
184	Traumatism by cutting or piercing instruments.....	48	—	—	—	—	2	3	3	1	1	5	1	12	8	3	6	3	—
185	Traumatism by fall.....	993	7	6	7	9	4	14	13	10	23	23	24	99	102	127	170	355	—
186a	Traumatism in mines.....	137	—	—	—	—	—	—	—	4	12	10	14	42	33	18	3	1	—
186b	Traumatism in quarries.....	4	—	—	—	—	—	—	1	1	—	—	1	1	—	—	—	—	—
187	Traumatism by machines.....	148	—	1	—	1	1	4	2	8	15	18	20	36	22	16	3	1	—
188a	Railroad accidents.....	662	2	1	3	—	21	16	55	47	43	57	135	129	61	52	35	5	—
	Collision with automobiles.....	233	2	—	—	—	13	6	29	22	15	24	48	34	19	14	4	—	—
	Other railroad accidents.....	429	—	1	—	—	8	10	26	25	28	33	87	95	42	38	31	5	—
188b	Street-car accidents.....	187	—	—	2	1	2	2	4	13	14	18	8	29	38	25	18		
	Collision with automobiles.....	64	—	—	1	—	2	2	10	10	11	3	9	6	5	2	1	—	—
	Other street-car accidents.....	123	—	—	1	1	—	—	2	3	4	7	5	20	32	20	16	12	—
188c	Automobile accidents (excluding collision with railroad trains and street cars).....	1,743	4	14	11	27	42	159	91	97	136	83	97	244	228	247	168	93	2
188d	Airplane and balloon accidents.....	24	—	—	—	—	—	—	1	2	5	7	5	3	1	—	—	—	—
188e,f	Injuries by other vehicles.....	74	—	—	1	—	2	3	3	6	5	2	4	5	9	15	14	5	—
188g	Landslide, other crushing.....	54	—	—	—	—	—	1	4	3	4	9	7	9	10	6	1	—	—
189	Injuries by animals (not poisoning).....	32	—	—	3	1	2	5	2	—	—	1	—	4	4	5	2	3	—
192	Starvation (deprivation of food or water).....	1	—	—	—	—	—	—	—	—	—	—	—	—	—	1	—	—	—
193	Excessive cold.....	21	1	—	—	—	—	—	—	1	—	—	2	2	8	4	1	2	—
194	Excessive heat.....	40	1	—	—	—	—	—	—	—	—	1	2	2	11	9	3	3	—
195	Lightning.....	17	—	—	—	—	—	2	—	2	2	2	1	2	3	3	2	—	—
196	Other accidental electric shocks.....	78	—	—	—	—	—	1	3	6	10	10	12	15	16	4	1	—	—
201	Fracture (cause not specified).....	44	1	—	1	—	—	1	—	—	1	1	4	7	10	9	3	6	—
202	Other external violence.....	283	19	5	3	4	4	13	13	11	16	11	22	53	50	36	16	7	—
	XV.—Ill-defined diseases.....	178	40	2	1	—	1	2	—	—	1	4	5	13	26	31	26	23	3
204	Sudden death.....	6	—	—	—	—	—	—	—	—	—	1	—	—	2	—	3	—	—
205a	Ill-defined.....	90	19	2	1	—	1	2	—	—	—	1	1	3	7	21	17	13	2
205b	Not specified or unknown.....	82	21	—	—	—	—	—	—	—	1	2	4	10	17	10	6	10	1

INDIANA

	All causes	40,490	3,769	689	342	205	178	607	471	804	986	1,061	1,091	2,731	3,739	5,641	8,356	9,778	42
	I.—Epidemic, endemic, and infectious diseases	5,666	492	205	132	78	80	228	127	267	354	371	322	590	514	515	595	794	2
1	Typhoid and paratyphoid fever	147	1				3	15	13	23	14	17	8	27	7	6	9	4	
5	Malaria	13		1						2	2	2	1	2	1	2	1	1	
6	Smallpox	13	3							2	1				1		1	4	
7	Measles	85	17	22	12	5	3	13	7	3		1		1					
8	Scarlet fever	77	2	6	10	8	3	21	8	6	6	4	2	1					
9	Whooping cough	159	98	27	12	9	5	8											
10	Diphtheria	182	10	13	20	21	23	61	15	1	3	2	6	5		2			
11a	Influenza (with pulmonary complications)	1,277	154	62	36	7	17	27	20	23	32	34	35	99	90	95	201	344	1
11b	Influenza (other and unspecified)	758	76	24	13	10	8	24	15	19	17	17	23	45	45	74	107	241	
13	Mumps	9	3	1			1		1		1	1							
15	Cholera nostras	1															1		
16	Dysentery	66	12	8	7	2					3	2	1		2		7	18	
21	Erysipelas	66						1	3	1		2	3		3	3	7	5	
22	Acute anterior poliomyelitis	40	1	2	4	2		7	1			1	1		1		1		
23	Lethargic encephalitis	25	1	1			2		1	4		3	7	10	12	3		1	
24	Meningococcus meningitis	33	5	2	4	2	1	5	4	2	1	1	1	1	1		2	1	
25	Other epidemic and endemic diseases	8	2	1	1		1		1										
27	Anthrax	1														1			
28	Rabies	7					1	2	2				1				1		
29	Tetanus	39	5			1	1	8	4	1		2	2	2	1		1		
30	Mycoses	7							4	1	3	2	1		1	5	2	2	
	Tuberculosis (all forms)	2,344	41	30	11	9	10	35	30	167	263	259	217	332	289	256	234	160	1
31	Of the respiratory system	2,002	13	12	4	5	1	13	16	145	234	245	196	301	250	223	204	139	1
32	Of the meninges, central nervous system	99	19	17	4	4	6	15	5	4	4	3	3	3	5	1	3	1	
33	Of the intestines, peritoneum	108					1	3	4	9	15	6	6	15	15	11	16	10	
34	Of the vertebral column	39			2				3	3				9	8		1	3	
35	Of the joints	6							1			1	6	1			1		
36	Of other organs	31	3						3	1	3	3	1	1			3		
37a	Disseminated (acute)	40	5	1	1		2	4	1	4	4	3	1	4	2	6	2	6	
37b	Disseminated (chronic or unspecified)	19	1							1		1	1	3	3	5	4		
38	Syphilis	244	45	4	1		1		1	7	6	12	12	45	48	42	14	6	
40	Gonococcus infection	29	1							5	3	6	2	8	2	2			
41	Purulent infection, septicemia	35	3	1		1		1	1	1		3	2	3	3	5	4	7	
42	Other infectious diseases	1	1																

CAUSES OF DEATH, BY AGE

195

TABLE 8.—DEATHS (EXCLUSIVE OF STILLBIRTHS) FROM EACH CAUSE, BY AGE, IN THE REGISTRATION AREA AND EACH REGISTRATION STATE: 1928—Continued

List No.	CAUSE OF DEATH	All deaths	Under 1 year	1 year	2 years	3 years	4 years	5 to 9 years	10 to 14 years	15 to 19 years	20 to 24 years	25 to 29 years	30 to 34 years	35 to 44 years	45 to 54 years	55 to 64 years	65 to 74 years	75 years and over	Age unknown
INDIANA—Continued																			
	II.—General diseases not included in Class I.	4,894	65	12	11	7	5	30	33	42	43	60	82	341	708	1,088	1,407	956	4
	Cancer and other malignant tumors	3,402	3	2	2		2	6	7	13	9	23	38	221	479	788	1,033	772	4
43	Of the buccal cavity	123						4							11	25	38	44	
44	Of the stomach, liver	1,259		1				1	1	2		5	6	52	145	301	426	317	2
45	Of the peritoneum, intestines, rectum	488		1						1	2	3	7	30	69	103	154	117	1
46	Of the female genital organs	503								2	4	5	14	68	118	139	103	50	
47	Of the breast	260									1	2	2	27	54	70	67	36	1
48	Of the skin	142											1	7	10	15	44	65	
49	Of other or unspecified organs	627	3		2		2	1	6	8	2	8	8	36	72	135	201	143	
50	Tumors, benign and unqualified (tumors of the female genital organs excepted)	15				1					2		1	2	2	2	4	1	
51	Acute rheumatic fever	76					1	4	6	8	4	3	3	5	7	12	16	7	
52	Chronic rheumatism, osteoarthritis, gout	35								2				1	3	4	14	11	
53	Scurvy	1	1																
54	Pellagra	8								1					4	3			
56	Rickets	7	4	2	1														
57	Diabetes mellitus	685	1	2	2	1		7	13	9	10	18	10	32	80	160	221	119	
58a	Pernicious anemia	130		1	1		1		1	1	1	2	2	7	20	27	44	22	
58b	Other anemias and chlorosis	23	2	1				3	1				1	2	3	3	5	2	
59	Diseases of the pituitary gland	4				1									1	2			
60a	Exophthalmic goiter	230	1							1	9	7	13	35	61	58	34	11	
60b	Other diseases of the thyroid gland	18	1		1						1			5	5	—1	2	2	
61	Diseases of the parathyroid glands	5	3		1										1				
62	Diseases of the thymus gland	25	22	1	1			1											
63	Diseases of the adrenals (Addison's disease)	12								1			1	1	2	3	4		
64	Diseases of the spleen	6								1	1			1	1	1		1	
65a	Leukemia	62	1	1	2	2	1	6	3	2	2	2	6	6	10	7	9	2	
65b	Hodgkin's disease	20								3	1	2	2	1	2	5	4		
66	Alcoholism (acute or chronic)	77									1	2	3	20	24	11	14	2	
67a	Chronic lead poisoning	1																1	
67b	Other chronic mineral poisoning	2												1				1	
68	Chronic poisoning by organic substances	4											1						
69	Other general diseases	46	26	2		2		3	2		2		1	1	1	1	2	2	
	III.—Diseases of the nervous system and of the organs of special sense	4,704	54	21	10	14	8	35	23	36	31	48	63	236	394	784	1,400	1,544	3
70	Encephalitis	51	1	2		1	1	1		2	1	8	1	5	9	14	2	3	
71a	Simple meningitis	74	14	5	2	3	4	12	3	1	4	1	5	4	4	4	4	4	
71b	Nonepidemic cerebrospinal meningitis	15	3	3	1	1		2		3		1	1						
72	Tabes dorsalis (locomotor ataxia)	58							1	1				6	12	12	14	12	
73	Other diseases of the spinal cord	122	2	1				1	1	3	2	1	2	7	16	22	31	33	
74a	Cerebral hemorrhage	3,466	1	2	1	1		1	3	4	4	14	10	88	245	608	1,166	1,316	2
74b	Cerebral embolism and thrombosis	121						2	1		3	2	5	7	11	22	27	41	
75	Paralysis without specified cause	169								1	1	3	1	4	6	22	61	70	
76	General paralysis of the insane	208							1		3	8	19	71	47	30	20	9	
77	Other forms of mental alienation	37	1		2					2	2		4	9	9	6	6	1	
78	Epilepsy	77	21	3	2	1		3	4	5	6	3	10	13	10	9	6	4	1
80	Infantile convulsions (under 5 years)	27																	
81	Chorea	3						1						1					
82	Neuralgia and neuritis	13		1						1					3	3	1	3	
83	Softening of the brain	46							1						2	8	15	20	
84	Other diseases of the nervous system	137	2	2		1		3	2	6	2	4	4	15	17	19	39	21	
85	Diseases of the eye and annexa	4				1								1	2	3	1	4	
86a	Diseases of the ear	44	6			3	3	6	2	7	1			2	2	3	5	4	
86b	Diseases of the mastoid process	32	3	2	2	2		3	4	2	2	3	1	3	1	2		2	
	IV.—Diseases of the circulatory system	8,633	32	1	3	5	4	32	45	51	48	60	105	339	734	1,422	2,519	3,225	8
87	Pericarditis	39							1	2		3		6	3	10	6	8	
88	Endocarditis and myocarditis (acute)	306	8		2	3	3	11	2	10	10	17	31	64	34	38	42	31	
89	Angina pectoris	669										1	4	28	67	138	274	157	
90	Other diseases of the heart	6,484	21		1	2	1	21	39	38	36	34	68	221	575	1,116	1,929	2,377	5
91a	Aneurysm	54									1	2		6	11	16	10	8	
91b,c	Other diseases of the arteries	924									1	1		1	23	75	216	605	3
92	Embolism and thrombosis (not cerebral)	129	1						3	1		1	2	8	18	26	37	32	
93	Diseases of the veins	17									1	1		4	2	2	3	4	
94	Diseases of the lymphatic system	5	1	1										1			1	1	
95	Hemorrhage without specified cause	4	1														1	2	
96	Other diseases of the circulatory system	2													1	1			
	V.—Diseases of the respiratory system	3,328	569	177	67	25	16	65	38	53	63	75	90	216	242	330	467	832	3
97a	Diseases of the nasal fossae	2								1					1				
97b	Diseases of the nasal fossae annexa	25	1						1	1	5	1	2	3	4	5	1	1	
98	Diseases of the larynx	9	1	1	1			2	1					1	1	1		1	
99a	Acute bronchitis	41	7	2	1					1	1			2	2	8	17	31	
99b	Chronic bronchitis	60	2								1			1	2	3	4	16	
99c,d	Bronchitis (unspecified)	28			1	1				1				1	1	3	3	13	
100a	Broncho-pneumonia	1,197	382	121	42	10	7	25	10	7	7	11	18	25	39	66	135	290	2
100b	Capillary bronchitis	13	7				1						1	1			3	1	
101a	Lobar pneumonia	1,649	138	45	19	10	6	27	22	37	44	57	63	164	166	203	271	376	1
101b	Pneumonia (unspecified)	87	18	3	1	2	1	4	1	1	3	1	3	3	5	9	10	25	
102	Pleurisy	55	1	3	2	1		5	2	3	2		5	5	5	12	1	10	
103	Congestion and hemorrhagic infarct of the lung	57	3	1									1		3	4	4	41	
104	Gangrene of the lung	4		1							1			1	1				
105	Asthma	66	1				1						1	6	10	13	14	20	
106	Pulmonary emphysema	3								1					1	1			
107	Other diseases of the respiratory system (tuberculosis excepted)	32	2			1		2	1		1	1	1	4	3	7	3	6	

MORTALITY STATISTICS

TABLE 8.—DEATHS (EXCLUSIVE OF STILLBIRTHS) FROM EACH CAUSE, BY AGE, IN THE REGISTRATION AREA AND EACH REGISTRATION STATE: 1928—Continued

List No.	CAUSE OF DEATH	All deaths	Under 1 year	1 year	2 years	3 years	4 years	5 to 9 years	10 to 14 years	15 to 19 years	20 to 24 years	25 to 29 years	30 to 34 years	35 to 44 years	45 to 54 years	55 to 64 years	65 to 74 years	75 years and over	Age unknown
INDIANA—Continued																			
	VI.—Diseases of the digestive system	2,907	556	190	65	35	23	63	71	66	92	74	89	241	307	334	365	331	5
108	Diseases of the mouth and annexa	30	1		1		1		2	2	2	1		3	7	4	4	2	
109a	Adenoid vegetations	1		1															
109b	Other diseases of the pharynx, tonsils	117	5		6	3	4	8	12	3	15	5	7	14	15	7	6	7	
110	Diseases of the esophagus	1															1		
111a	Ulcer of the stomach	154	1	1					1	2	4	3	10	21	22	32	33	24	
111b	Ulcer of the duodenum	61								1	4	2	15	8	17	10	4		
112	Other diseases of the stomach (cancer excepted)	140	36	7	4	1	3	2	1	1	1		3	10	11	15	18	26	1
113	Diarrhea and enteritis (under 2 years)	646	482	164															
114	Diarrhea and enteritis (2 years and over)	237			46	22	8	11	3	3	4	2	5	6	15	21	35	56	
117	Appendicitis and typhlitis	465	2	4	4	5	6	26	46	43	45	35	29	69	75	42	25	8	1
118a	Hernia	95	2					1			2	2	1	7	15	18	23	24	
118b	Intestinal obstruction	231	19	10	3	2		10	1	6	8	7	8	25	28	27	37	39	1
119	Other diseases of the intestines	24	1					2		1		1	1	1	5	3	5	5	
120	Acute yellow atrophy of the liver	16									4	1	2	1	1		4	3	
122	Cirrhosis of the liver	296		1		1		1			1	4	4	30	42	67	84	59	2
123	Biliary calculi	120							2		1	1	3	13	20	32	30	18	
124	Other diseases of the liver	191	2	1						2	2	8	9	10	28	40	40	49	
125	Diseases of the pancreas	14									1		1	1	3	4	4		
126	Peritonitis without specified cause	68	5	1	1	1	1	2	3	3	1		5	15	12	5	6	7	
	VII.—Nonvenereal diseases of the genito-urinary system and annexa	4,232	13	6	4	2	4	14	14	23	43	52	69	236	385	730	1,186	1,448	3
128	Acute nephritis (including unspecified under 10 years)	196	7	6	2	2	1	10	4	7	5	3	9	23	23	33	24	37	
129	Chronic nephritis (including unspecified 10 years and over)	3,531			1		1	3	7	10	22	32	33	144	293	640	1,067	1,275	3
131	Other diseases of the kidneys and annexa	86	5		1		2	1	2	2	2	4	2	10	10	12	17	16	
132	Calculi of the urinary passages	20											1	1	3	6	5	4	
133	Diseases of the bladder	39									2	1		1	1	5	8	21	
134	Diseases of the urethra, etc.	12										1		3	3	4		2	
135	Diseases of the prostate	175												1	8	19	53	94	
136	Nonvenereal diseases of the male genital organs	3	1												1		1		
137	Cysts, other benign tumors of the ovary	18								1	1	1	2	3	2	1	6	1	
138	Salpingitis and pelvic abscess (female)	70						1	1	9	9	13	22	10	4	4	1		
139	Benign tumors of the uterus	59										8	19	23	4	3	2		
141	Other diseases of the female genital organs	23								2	2	1	1	7	5	3	2		
	VIII.—The puerperal state	374						1	46	67	80	78	96	6					
143	Accidents of pregnancy	35								1	7	7	6	14					
144	Puerperal hemorrhage	19								2	3	2	3	7	2				
145	Other accidents of labor	40								4	7	7	15	6	1				
146	Puerperal septicemia	159						1	18	26	37	38	36	3					
147	Puerperal phlegmasia alba dolens, embolus, etc.	18							3	1	6	3	5						
148	Puerperal albuminuria and convulsions	102							18	23	21	13	27						
149	Following childbirth (undefined)	1											1						
	IX.—Diseases of the skin and of the cellular tissue	98	8				1	2	1	1	1	2	3	4	9	17	14	35	
151	Gangrene	41										1			1	3	8	28	
152	Furuncle	19						1					1		2	4	7	3	1
153	Acute abscess	18	3				1	1	1			1		2	1	4	3	1	
154	Other diseases of the skin and annexa	20	5							1	1		2		3	3		5	
	X.—Diseases of the bones and of the organs of locomotion	22	1		1	1		1	5	2		1	3	1	1		2	3	
155	Diseases of the bones (tuberculosis excepted)	17	1		1	1		1	3	2			3	1	1			3	
156	Diseases of the joints (tuberculosis and rheumatism excepted)	4							2			1					1		
158	Other diseases of the organs of locomotion	1															1		
	XI.—Malformations	449	408	20	4		4	5	2	3	1	2							
159a	Congenital hydrocephalus	43	32	5	2		1		1	1		1							
159b	Congenital malformations of the heart	277	255	11	1		3	5	1		1								
159c	Other congenital malformations	129	121	4	1					2		1							
	XII.—Early infancy	1,492	1,492																
160	Congenital debility, icterus, sclerema	161	161																
161a	Premature birth	956	956																
161b	Injury at birth	232	232																
162	Other diseases peculiar to early infancy	143	143																
164	XIII.—Old age (senility)	172													1	7	18	146	
	XIV.—External causes	3,474	65	53	43	37	32	130	111	212	243	235	186	430	435	409	376	463	14
	Suicide	532							1	16	25	37	46	99	102	92	73	34	7
165	By poisons (gas or corrosives excepted)	30							1		3	1	6	3	7	5	2	1	1
166	By corrosive substances	117								8	7	12	11	27	23	12	12	5	
167	By poisonous gas	30								2	1		3	6	7	5	4	2	
168	By hanging or strangulation	109								1	2	3	6	19	15	29	20	12	2
169	By drowning	24								1	1		1	2	7	5	3	2	2
170	By firearms	195								4	11	20	18	38	39	28	27	8	2
171	By cutting or piercing instruments	16												3	3	4	4	1	

CAUSES OF DEATH, BY AGE

197

TABLE 8.—DEATHS (EXCLUSIVE OF STILLBIRTHS) FROM EACH CAUSE, BY AGE, IN THE REGISTRATION AREA AND EACH REGISTRATION STATE: 1928—Continued

List No.	CAUSE OF DEATH	All deaths	Under 1 year	1 year	2 years	3 years	4 years	5 to 9 years	10 to 14 years	15 to 19 years	20 to 24 years	25 to 29 years	30 to 34 years	35 to 44 years	45 to 54 years	55 to 64 years	65 to 74 years	75 years and over	Age unknown
INDIANA—Continued																			
XIV.—External causes—Continued.																			
Suicide—Continued.																			
172	By jumping from high places	3													1	2		2	
173	By crushing	6																	
174	By other means	2											1	1					
Homicide																			
197	By firearms	222	5	1		1		7		12	32	47	26	40	25	18	6	2	
198	By cutting or piercing instruments	142								6	21	36	18	30	16	11	3	1	
199	By other means	55	5	1		1		7		2	4	7	2	5	2	3			
Accidental, other, or undefined																			
175	Poisoning by food	2,720	60	52	43	36	32	123	110	184	186	151	114	291	308	299	297	427	7
176	Poisoning by venomous animals	14	1	2		1		1		1	2						2	1	
177	Other acute poisonings (gas excepted)	1																	
178	Conflagration	45	3	6	8	2	1	1	1	1	2	3	4	7	4			2	
179	Burns (conflagration excepted)	29	2		1	1	1	1	1	1	3	1	1	4	1		4	7	
180	Mechanical suffocation	160	3	13	9	14	6	13	4	6	11	6	10	16	15	8	15	11	
181	Absorption of irrespirable, irritating, or poisonous gas	28	20		1			1			1						2		
182	Drowning	37	1	2						4	2		2	1	4	7	4	10	
183	Traumatism by firearms (except in war)	148	1	6	4	1		17	29	33	12	10	5	8	10	7	4	1	
184	Traumatism by cutting or piercing instruments	51				1		1	9	9	3	4	3	9	10	1	1		
185	Traumatism by fall	10								3				1	1				
186a	Traumatism in mines	581	3	5	2		2	7	6	7	7	9	5	27	31	55	105	310	
186b	Traumatism in quarries	40								1	2	4	4	14	7	7	1		
187	Traumatism by machines	5		1	1	1				1	1			12	1				
188a	Railroad accidents	54								4	2			12					
	Collision with automobiles	341	1	3	2	3	1	7	7	26	34	20	21	58	59	47	37	12	3
	Other railroad accidents	169	1	2	1	3	1	5	3	15	21	9	14	31	27	20	12	4	
188b	Street-car accidents	172		1	1			2	4	11	13	11	7	27	32	27	25	8	
	Collision with automobiles	83		1			1	2	7	6	8	5	5	13	10	13	10	1	
	Other street-car accidents	50						2	6	6	4	4	9	6	4	4	2		
188c	Automobile accidents (excluding collision with railroad trains and street cars)	33		1			1	1	1	6	2	1	1	4	4	9	8	1	
188d	Airplane and balloon accidents	784	4	3	8	8	12	64	32	58	77	61	30	94	103	99	77	51	3
188e,f	Injuries by other vehicles	8								3	2	3	1	1	6	8	8	4	
188g	Landslide, other crushing	53	2			1	3	1	1	8	5	3	1	2	3	3	4	1	
189	Injuries by animals (not poisoning)	21						1	1	1	1	3	2	2	3	1	4	2	
193	Excessive cold	12												2	2	1	2	2	
194	Excessive heat	7												2	3	1	3		
195	Lightning	9	2											2	3	1	3		
196	Other accidental electric shocks	33							1	2	2	1	1	3	3				
201	Fracture (cause not specified)	7					1			2	6	4	8	2	4	1	1	2	
202	Other external violence	148	16	10	4	3	4	6	11	7	7	6	10	12	16	17	11	8	
XV.—Ill-defined diseases																			
204	Sudden death	45	14	4	2	1	1	2		2		1	1	1	3	5	7	1	
205a	Ill-defined	4	1													1	2		
205b	Not specified or unknown	19	5	3	1	1	1			1		1		1	1	2	1	1	
		22	8	1	1			2		1			1		2	2	4		

IOWA

All causes		25,315	2,300	301	205	149	109	378	303	410	492	536	631	1,552	2,146	3,406	5,363	7,031	3
I.—Epidemic, endemic, and infectious diseases		2,901	260	87	72	49	28	106	72	108	158	157	171	274	237	285	329	506	2
1	Typhoid and paratyphoid fever	54			1			3	4	4	7	8	3	9	5	7	3		
4	Malta fever	2									1					1			
5	Malaria	3																	
6	Smallpox	1										1				1			
7	Measles	4										1						2	
8	Scarlet fever	14	3	1	3	3		3	1										
9	Whooping cough	55	4	5	5	7	1	15	3	2	5	3	1	3				1	
10	Diphtheria	84	51	12	7	8	2	3	3	1									
11a	Influenza (with pulmonary complications)	67	3	5	7	4	4	20	7	3	1	2	3	3	2	3			
11b	Influenza (other and unspecified)	794	84	29	15	10	8	19	17	30	17	17	32	64	43	69	129	211	
13	Mumps	601	59	17	12	8	3	19	10	13	14	16	17	35	34	41	78	225	
15	Cholera nostras	1															1		
16	Dysentery	3	2	1															
19	Spirochetal hemorrhagic jaundice	34	2	1	7	5	1	3	1			1		1			3	9	
21	Erysipelas	2				1										1			
22	Acute anterior poliomyelitis	65	15	1	1			2	2	1	2	1		1	12	10	12	9	
23	Lethargic encephalitis	14	1	2	1	1		1	1	1	1		2						
24	Meningococcus meningitis	28		1	2		2	1	1	1	1		1	5	1	8	3	2	
25	Other epidemic and endemic diseases	28	5	2	2	2	3	3	1	2	1	4			2	1			
26	Rabies	5		1	1			1	1	1									
28	Tetanus	2					1	1	1										
29	Myocoses	36	2	1	2			10	4	2		2	2	2		3	1		
30	Tuberculosis (all forms)	4									1				1				
31	Of the respiratory system	850	8	6	5		1	4	17	43	98	97	102	120	110	104	88	45	2
32	Of the meninges, central nervous system	731	1	2	2			13	33	88	88	88	93	108	87	93	80	41	
33	Of the intestines, peritoneum	28	7	4	2		1	3	1	3	3	1	3	3	1	2	2	2	
34	Of the vertebral column	32						1	1	4	3	5	3	3	6	2	2	2	
35	Of the joints	19						2	1			2	1		4	7	2		
36	Of other organs	2													2				
37a	Disseminated (acute)	18						1	1	1			2	2	6		4	2	
37b	Disseminated (chronic or unspecified)	16			1				1	4	1		1	4	3	1			
38	Syphilis	4																	
40	Gonococcus infection	117	14	1	1		1	2		5	2	7	24	20	1	31	8	1	
41	Purulent infection, septicemia	11						1	2	2	1		3			1			
42	Other infectious diseases	22	2	1					1	2	2	1	1	4	3	4	2	1	

TABLE 8.—DEATHS (EXCLUSIVE OF STILLBIRTHS) FROM EACH CAUSE, BY AGE, IN THE REGISTRATION AREA AND EACH REGISTRATION STATE: 1928—Continued

List No.	CAUSE OF DEATH	All deaths	Under 1 year	1 year	2 years	3 years	4 years	5 to 9 years	10 to 14 years	15 to 19 years	20 to 24 years	25 to 29 years	30 to 34 years	35 to 44 years	45 to 54 years	55 to 64 years	65 to 74 years	75 years and over	Age unknown
IOWA—Continued																			
	II.—General diseases not included in Class I.....	3,843	38	11	11	14	6	20	23	21	28	38	64	252	515	854	1,116	832	-----
	Cancer and other malignant tumors.....	2,735	-----	-----	6	2	1	4	1	6	11	14	35	172	377	622	824	660	-----
43	Of the buccal cavity.....	95	-----	-----	-----	-----	-----	-----	-----	-----	-----	1	1	7	8	20	30	28	-----
44	Of the stomach, liver.....	973	-----	-----	-----	-----	-----	-----	-----	1	2	-----	5	28	101	237	343	256	-----
45	Of the peritoneum, intestines, rectum.....	427	-----	-----	-----	1	-----	-----	-----	-----	2	3	5	26	56	93	138	103	-----
46	Of the female genital organs.....	312	-----	-----	-----	-----	-----	-----	-----	-----	1	3	11	42	77	81	62	35	-----
47	Of the breast.....	257	-----	-----	-----	-----	-----	-----	-----	-----	1	1	7	28	63	62	53	42	-----
48	Of the skin.....	72	-----	-----	-----	-----	-----	-----	-----	-----	1	1	-----	4	2	11	22	31	-----
49	Of other or unspecified organs.....	599	-----	-----	6	2	-----	4	1	5	4	5	6	37	70	118	176	165	-----
50	Tumors, benign and unqualified (tumors of the female genital organs excepted).....	18	1	1	-----	-----	-----	1	-----	1	-----	1	1	3	2	1	2	3	-----
51	Acute rheumatic fever.....	49	-----	-----	-----	2	-----	2	7	2	3	5	1	2	7	5	2	11	-----
52	Chronic rheumatism, osteoarthritis, gout.....	40	-----	-----	-----	-----	-----	-----	-----	-----	-----	-----	1	1	2	7	11	18	-----
54	Pellagra.....	1	-----	-----	-----	-----	-----	-----	-----	-----	-----	-----	-----	-----	-----	1	-----	-----	-----
56	Rickets.....	2	-----	-----	-----	-----	-----	-----	-----	-----	-----	-----	-----	-----	-----	-----	-----	-----	-----
57	Diabetes mellitus.....	477	1	-----	-----	2	2	6	8	4	6	5	7	19	35	108	180	94	-----
58a	Pernicious anemia.....	117	1	-----	-----	2	-----	1	1	-----	-----	-----	3	5	14	29	44	17	-----
58b	Other anemias and chlorosis.....	24	1	-----	-----	-----	-----	-----	1	-----	-----	1	-----	2	1	5	6	6	-----
59	Diseases of the pituitary gland.....	4	-----	-----	-----	1	-----	-----	1	-----	-----	-----	-----	-----	2	-----	-----	-----	-----
60a	Exophthalmic goiter.....	122	-----	-----	-----	-----	-----	-----	-----	1	3	6	5	15	28	36	21	7	-----
60b	Other diseases of the thyroid gland.....	23	-----	-----	1	-----	-----	-----	-----	1	-----	-----	-----	5	7	2	4	3	-----
61	Diseases of the parathyroid glands.....	4	1	1	-----	1	-----	-----	-----	1	-----	-----	-----	-----	-----	-----	-----	-----	-----
62	Diseases of the thymus gland.....	17	12	2	-----	-----	-----	1	-----	1	-----	1	-----	-----	-----	-----	-----	1	-----
63	Diseases of the adrenals (Addison's disease).....	8	-----	-----	-----	-----	-----	-----	-----	-----	-----	-----	1	2	2	1	2	-----	-----
64	Diseases of the spleen.....	4	-----	-----	-----	-----	-----	-----	1	-----	-----	1	-----	-----	-----	1	1	-----	-----
65a	Leukemia.....	69	1	3	3	4	1	3	3	2	3	-----	1	7	14	11	6	7	-----
65b	Hodgkin's disease.....	27	-----	1	-----	-----	-----	1	-----	-----	2	-----	4	3	3	5	6	2	-----
66	Alcoholism (acute or chronic).....	61	-----	-----	-----	-----	-----	-----	-----	-----	-----	1	4	15	18	16	5	2	-----
67a	Chronic lead poisoning.....	3	-----	-----	-----	-----	-----	-----	-----	-----	-----	-----	-----	-----	1	2	-----	-----	-----
67b	Other chronic mineral poisoning.....	1	-----	-----	-----	-----	-----	-----	-----	-----	-----	-----	-----	-----	-----	-----	1	-----	-----
68	Chronic poisoning by organic substances.....	3	-----	-----	-----	-----	-----	-----	-----	-----	-----	-----	-----	-----	-----	-----	-----	-----	-----
69	Other general diseases.....	34	18	3	1	1	-----	1	1	2	-----	2	1	-----	1	2	1	-----	-----
	III.—Diseases of the nervous system and of the organs of special sense.....	3,333	55	13	8	5	9	28	18	22	21	27	48	150	272	536	935	1,185	1
70	Encephalitis.....	43	-----	-----	-----	1	4	1	3	3	-----	5	8	7	4	4	4	3	-----
71a	Simple meningitis.....	38	8	1	-----	3	2	4	-----	5	-----	1	3	1	2	4	2	2	-----
71b	Nonepidemic cerebrospinal meningitis.....	10	1	-----	1	-----	-----	-----	1	2	-----	2	-----	2	-----	1	-----	-----	-----
72	Tabes dorsalis (locomotor ataxia).....	25	-----	-----	-----	-----	-----	-----	-----	-----	-----	-----	-----	7	7	6	5	-----	-----
73	Other diseases of the spinal cord.....	98	1	2	-----	-----	2	1	2	1	2	3	8	9	22	24	21	-----	-----
74a	Cerebral hemorrhage.....	2,381	1	1	-----	-----	1	-----	4	2	3	6	51	154	387	770	1,001	-----	-----
74b	Cerebral embolism and thrombosis.....	93	1	1	-----	-----	-----	3	-----	-----	-----	5	5	7	17	23	32	-----	-----
75	Paralysis without specified cause.....	104	1	-----	-----	1	-----	-----	-----	-----	-----	-----	2	2	17	28	53	-----	-----
76	General paralysis of the insane.....	105	-----	-----	-----	-----	-----	-----	-----	-----	-----	9	36	25	22	11	2	-----	-----
77	Other forms of mental alienation.....	65	-----	-----	-----	-----	-----	1	1	2	1	2	1	7	13	16	15	8	1
78	Epilepsy.....	59	-----	-----	-----	3	1	2	5	8	6	2	10	7	10	7	9	6	-----
79	Convulsions (nonpuerperal; 5 years and over).....	1	-----	-----	-----	-----	1	-----	-----	-----	-----	-----	-----	-----	-----	-----	-----	-----	-----
80	Infantile convulsions (under 5 years).....	26	21	3	2	-----	-----	-----	-----	-----	-----	-----	-----	-----	-----	1	2	5	-----
82	Neuralgia and neuritis.....	9	-----	-----	-----	-----	-----	-----	-----	-----	-----	1	-----	-----	-----	-----	-----	-----	-----
83	Softening of the brain.....	20	-----	-----	-----	-----	-----	-----	-----	1	-----	-----	-----	-----	-----	1	4	14	-----
84	Other diseases of the nervous system.....	156	3	-----	1	-----	1	1	5	2	1	4	5	19	32	25	29	28	-----
85	Diseases of the eye and annexe.....	3	-----	-----	-----	-----	-----	-----	-----	-----	-----	-----	-----	-----	-----	-----	2	1	-----
86a	Diseases of the ear.....	46	11	3	-----	-----	8	2	-----	2	1	2	4	2	3	4	4	-----	-----
86b	Diseases of the mastoid process.....	51	8	3	3	2	4	5	4	2	3	3	3	5	2	2	2	-----	-----
	IV.—Diseases of the circulatory system.....	5,021	18	2	7	1	4	18	20	31	26	44	50	174	334	769	1,458	2,065	-----
87	Pericarditis.....	19	-----	-----	-----	1	1	1	1	-----	1	2	2	1	3	3	3	3	-----
88	Endocarditis and myocarditis (acute).....	144	7	2	3	1	1	2	5	7	6	12	10	31	5	16	19	17	-----
89	Angina pectoris.....	454	-----	-----	-----	-----	-----	-----	-----	-----	-----	2	2	10	36	94	187	123	-----
90	Other diseases of the heart.....	3,666	5	-----	2	-----	2	14	14	22	19	28	29	113	251	564	1,061	1,542	-----
91a	Aneurysm.....	26	-----	-----	-----	-----	-----	-----	-----	1	-----	-----	-----	3	4	4	8	6	-----
91b,c	Other diseases of the arteries.....	511	-----	1	-----	-----	-----	-----	-----	-----	-----	-----	1	3	13	47	127	319	-----
92	Embolism and thrombosis (not cerebral).....	162	2	-----	1	-----	-----	-----	-----	-----	1	3	10	18	34	48	45	-----	-----
93	Diseases of the veins.....	19	-----	-----	-----	-----	-----	-----	-----	1	-----	3	2	4	5	1	3	-----	-----
94	Diseases of the lymphatic system.....	7	4	-----	-----	-----	-----	1	-----	-----	-----	-----	-----	-----	-----	-----	1	-----	-----
95	Hemorrhage without specified cause.....	5	-----	-----	-----	-----	-----	-----	-----	-----	-----	-----	-----	-----	1	1	3	-----	-----
96	Other diseases of the circulatory system.....	8	-----	-----	-----	-----	-----	-----	-----	-----	-----	-----	-----	-----	1	1	3	3	-----
	V.—Diseases of the respiratory system.....	2,009	267	73	36	13	15	29	26	29	32	25	51	108	105	178	338	684	-----
97a	Diseases of the nasal fossae.....	4	1	-----	-----	-----	-----	-----	-----	-----	-----	-----	-----	-----	-----	-----	3	-----	-----
97b	Diseases of the nasal fossae annexe.....	17	1	-----	1	-----	1	-----	-----	1	1	-----	3	3	4	-----	1	-----	-----
98	Diseases of the larynx.....	7	2	1	1	-----	-----	2	-----	-----	-----	-----	-----	-----	-----	-----	2	-----	-----
99a	Acute bronchitis.....	21	5	-----	-----	-----	-----	-----	-----	-----	-----	-----	1	-----	-----	-----	13	-----	-----
99b	Chronic bronchitis.....	52	1	1	-----	-----	-----	-----	-----	-----	1	1	-----	-----	1	4	9	34	-----
99c,d	Bronchitis (unspecified).....	19	4	1	-----	-----	-----	-----	-----	-----	-----	-----	-----	-----	1	-----	4	9	-----
100a	Broncho-pneumonia.....	679	169	39	14	6	5	6	6	4	6	6	9	19	23	28	92	247	-----
100b	Capillary bronchitis.....	13	5	2	1	-----	1	-----	-----	-----	-----	-----	-----	-----	-----	-----	3	-----	-----
101a	Lobar pneumonia.....	980	66	27	14	7	5	17	17	21	21	15	36	71	67	118	199	279	-----
101b	Pneumonia (unspecified).....	42	6	1	1	-----	-----	1	1	1	1	1	1	3	4	4	4	19	-----
102	Pleurisy.....	45	3	3	-----	3	2	2	2	1	1	1	2	7	5	4	7	4	-----
103	Congestion and hemorrhagic infarct of the lung.....	62	2	1	-----	-----	1	-----	-----	1	-----	-----	-----	-----	1	5	6	45	-----
104	Gangrene of the lung.....	4	-----	-----	-----	-----	-----	-----	-----	-----	-----	-----	-----	-----	-----	1	2	1	-----
105	Asthma.....	44	-----	-----	-----	-----	1	-----	1	-----	-----	-----	2	1	3	7	9	20	-----

199

TABLE 8.—DEATHS (EXCLUSIVE OF STILLBIRTHS) FROM EACH CAUSE, BY AGE, IN THE REGISTRATION AREA AND EACH REGISTRATION STATE: 1928—Continued

List No.	CAUSE OF DEATH	All deaths	Under 1 year	1 year	2 years	3 years	4 years	5 to 9 years	10 to 14 years	15 to 19 years	20 to 24 years	25 to 29 years	30 to 34 years	35 to 44 years	45 to 54 years	55 to 64 years	65 to 74 years	75 years and over	Age unknown
IOWA—Continued																			
	V.—Diseases of the respiratory system—Continued.																		
106	Pulmonary emphysema.....	7												1			2	4	
107	Other diseases of the respiratory system (tuberculosis excepted).....	13	3								1	1		1	1	3	1	2	
	VI.—Diseases of the digestive system.....	1,801	191	58	40	28	26	84	62	49	46	67	57	152	216	236	285	204	
108	Diseases of the mouth and annexe.....	19						1			1		2	3	2	2	5	3	
109b	Other diseases of the pharynx, tonsils.....	80	4	6	3	1	1	12	6	4	4	9	4	8	5	5	7	1	
110	Diseases of the esophagus.....	4										1					2	1	
111a	Ulcer of the stomach.....	108								1	3	3	4	17	28	17	24	11	
111b	Ulcer of the duodenum.....	48								1		2	3	11	14	6	8	3	
112	Other diseases of the stomach (cancer excepted).....	60	16	3	1	1			1			1		1	3	6	13	14	
113	Diarrhea and enteritis (under 2 years).....	177	135	42															
114	Diarrhea and enteritis (2 years and over).....	123			27	17	8	13	5			1	1	2	1	9	14	25	
116	Diseases due to other intestinal parasites.....	1																	
117	Appendicitis and typhilitis.....	397	3	2	7	2	14	43	46	35	30	27	17	44	49	38	33	7	
118a	Hernia.....	106	2								1	1		7	15	21	40	19	
118b	Intestinal obstruction.....	201	28	2	2	5	1	8	1	6	4	9	9	24	17	24	32	29	
119	Other diseases of the intestines.....	27	1			1		1			1	1	1	1	5	4	4	7	
120	Acute yellow atrophy of the liver.....	11										1			5	3	2		
122	Cirrhosis of the liver.....	139						1					5	6	20	39	44	24	
123	Biliary calculi.....	106							1	1		4	5	12	19	22	24	19	
124	Other diseases of the liver.....	149	1	1				1	1		1	2	4	12	23	34	29	40	
125	Diseases of the pancreas.....	11				1	2	3	2	1	1	5	1	1	3	3	2	1	
126	Peritonitis without specified cause.....	34	2	1									1	3	7	2			
	VII.—Nonvenereal diseases of the genito-urinary system and annexe.....	2,064	10		1	2	1	10	6	17	22	23	35	124	202	290	595	726	
128	Acute nephritis (including unspecified under 10 years).....	78	2		1	2		4	4	3	5	1	6	14	9	8	12	7	
129	Chronic nephritis (including unspecified 10 years and over).....	1,558						5	2	11	9	16	20	55	149	246	481	564	
131	Other diseases of the kidneys and annexe.....	64	7				1				1	1	2	10	7	6	9	20	
132	Calculi of the urinary passages.....	17												1	2	2	9	3	
133	Diseases of the bladder.....	17												1	1		3	12	
134	Diseases of the urethra, etc.....	3												1	1		1	1	
135	Diseases of the prostate.....	205												2		22	70	111	
136	Nonvenereal diseases of the male genital organs.....	1	1																
137	Cysts, other benign tumors of the ovary.....	20						1		1	1	1			5	3	2	2	
138	Salpingitis and pelvic abscess (female).....	26							1	2	5	1	1	13	2	1	1		
139	Benign tumors of the uterus.....	48									1	1	3	16	19	1	4	3	
140	Nonpuerperal uterine hemorrhage.....	1														1			
141	Other diseases of the female genital organs.....	26										2	3	8	7		3	3	
	VIII.—The puerperal state.....	210							22	36	44	47	60	1					
143	Accidents of pregnancy.....	25								3	2	5	8	6	1				
144	Puerperal hemorrhage.....	22								1	1	5	5	10					
145	Other accidents of labor.....	28								2	6	6	4	10					
146	Puerperal septicemia.....	78								7	20	14	18	19					
147	Puerperal phlegmasia alba dolens, embolus, etc.....	12								1	1	4	3	3					
148	Puerperal albuminuria and convulsions.....	44								8	5	10	9	12					
149	Following childbirth (undefined).....	1								1									
	IX.—Diseases of the skin and of the cellular tissue.....	67	2	1		1			1		1	1	1	7	2	5	10	35	
151	Gangrene.....	41												2	1	2	7	29	
152	Furuncle.....	10	1						1		1	1	1			1	2	1	
153	Acute abscess.....	8		1		1								3	1	1	1	1	
154	Other diseases of the skin and annexe.....	8	1											1		1	1	4	
	X.—Diseases of the bones and of the organs of locomotion.....	36		1	1	2		7	7	3	1		1	5	1	1	4	2	
155	Diseases of the bones (tuberculosis excepted).....	32		1	1	2		7	7	3	1		1	5			3	1	
156	Diseases of the joints (tuberculosis and rheumatism excepted).....	4													1	1	1	1	
	XI.—Malformations.....	333	299	11	4	6	3	3	1	1	1	1	1	2					
159a	Congenital hydrocephalus.....	43	35	3	1		2	2											
159b	Congenital malformations of the heart.....	182	165	3	2	5	1		1	1	1	1	1	1					
159c	Other congenital malformations.....	108	99	5	1	1		1						1					
	XII.—Early infancy.....	1,088	1,088																
160	Congenital debility, icterus, sclerema.....	103	103																
161a	Premature birth.....	712	712																
161b	Injury at birth.....	193	193																
162	Other diseases peculiar to early infancy.....	79	79																
163	Lack of care.....	1	1																
164	XIII.—Old age (senility).....	469															46	423	

MORTALITY STATISTICS

TABLE 8.—DEATHS (EXCLUSIVE OF STILLBIRTHS) FROM EACH CAUSE, BY AGE, IN THE REGISTRATION AREA AND EACH REGISTRATION STATE: 1928—Continued

List No.	CAUSE OF DEATH	All deaths	Under 1 year	1 year	2 years	3 years	4 years	5 to 9 years	10 to 14 years	15 to 19 years	20 to 24 years	25 to 29 years	30 to 34 years	35 to 44 years	45 to 54 years	55 to 64 years	65 to 74 years	75 years and over	Age unknown
IOWA—Continued																			
	XIV.—External causes.....	2,011	36	40	24	28	16	73	65	107	119	106	103	239	254	238	218	345	---
165	Suicide.....	397	---	---	1	---	---	---	1	10	20	18	31	72	90	72	62	20	---
	By poisons (gas or corrosives excepted).....	25	---	---	---	---	---	---	---	4	---	1	1	3	6	4	5	1	---
166	By corrosive substances.....	33	---	---	1	---	---	---	---	3	4	1	5	3	6	7	2	1	---
167	By poisonous gas.....	43	---	---	---	---	---	---	---	2	3	3	3	9	11	7	8	---	---
168	By hanging or strangulation.....	130	---	---	---	---	---	---	1	2	4	3	5	26	30	25	22	12	---
169	By drowning.....	14	---	---	---	---	---	---	---	1	1	1	1	3	2	2	3	1	---
170	By firearms.....	128	---	---	---	---	---	---	---	8	10	14	23	29	21	19	4	---	---
171	By cutting or piercing instruments.....	14	---	---	---	---	---	---	---	---	---	---	2	2	3	4	3	---	---
172	By jumping from high places.....	5	---	---	---	---	---	---	---	---	---	---	---	2	1	2	---	---	---
173	By crushing.....	2	---	---	---	---	---	---	---	---	---	---	---	1	1	---	---	---	---
174	By other means.....	3	---	---	---	---	---	---	---	1	7	3	1	1	1	---	---	---	---
197	Homicide.....	56	1	---	---	1	---	3	---	3	10	3	12	9	5	---	---	---	---
198	By firearms.....	40	1	---	---	1	---	1	---	6	7	3	10	5	5	---	---	---	---
	By cutting or piercing instruments.....	7	---	---	---	---	---	---	---	---	---	---	1	3	---	---	---	---	---
199	By other means.....	9	---	---	---	---	---	2	---	1	1	2	---	1	1	---	---	---	---
175	Accidental, other, or undefined.....	1,558	35	40	23	27	16	70	64	94	92	78	69	155	155	161	156	323	---
176	Poisoning by food.....	12	1	---	1	---	1	---	---	---	---	---	---	1	---	1	---	---	---
177	Poisoning by venomous animals.....	2	---	---	---	---	---	---	---	---	---	---	---	---	---	---	---	---	---
177	Other acute poisonings (gas excepted).....	33	2	5	3	---	---	1	1	---	---	---	1	3	6	4	2	---	---
178	Conflagration.....	17	---	---	---	2	---	---	---	1	3	1	---	2	3	1	2	2	---
179	Burns (conflagration excepted).....	70	1	5	2	3	5	10	3	2	2	5	5	7	1	4	5	10	---
180	Mechanical suffocation.....	26	16	---	---	---	---	2	---	1	---	---	---	3	2	1	---	---	---
181	Absorption of irritable, irritating, or poisonous gas.....	42	---	---	---	---	---	---	---	3	2	1	1	3	9	9	6	8	---
182	Drowning.....	99	2	10	3	1	---	11	13	15	10	5	4	6	8	9	1	1	---
183	Traumatism by firearms (except in war).....	44	---	1	---	---	---	3	7	7	3	3	5	3	4	5	2	1	---
184	Traumatism by cutting or piercing instruments.....	12	---	---	2	1	---	---	---	---	1	---	---	2	2	1	4	1	---
185	Traumatism by fall.....	423	3	2	1	2	2	5	3	3	5	3	4	18	21	33	67	251	---
186a	Traumatism in mines.....	21	---	---	---	---	---	---	---	2	5	1	4	6	6	2	1	---	---
186b	Traumatism in quarries.....	1	---	---	---	---	---	---	---	---	---	---	---	1	---	---	---	---	---
187	Traumatism by machines.....	40	---	1	1	1	---	---	---	3	1	3	3	6	10	6	5	---	---
188a	Railroad accidents.....	159	---	1	1	1	---	4	5	14	11	13	9	33	24	18	16	9	---
	Collision with automobiles.....	47	---	---	---	1	---	4	3	8	4	3	4	10	5	2	2	1	---
	Other railroad accidents.....	112	---	1	1	---	---	2	6	7	10	5	23	19	16	14	8	---	---
188b	Street-car accidents.....	11	---	---	---	1	---	---	1	2	---	---	---	3	1	2	1	---	---
	Collision with automobiles.....	7	---	---	---	---	---	---	1	1	---	---	---	3	1	1	---	---	---
	Other street-car accidents.....	4	---	---	---	1	---	---	---	1	---	---	---	---	1	1	---	---	---
188c	Automobile accidents (excluding collision with railroad trains and street cars).....	329	1	8	3	5	6	25	25	33	35	15	16	31	31	40	30	25	---
188d	Airplane and balloon accidents.....	15	---	---	---	---	1	---	1	1	4	3	3	1	1	---	---	---	---
188e,f	Injuries by other vehicles.....	28	---	1	1	1	---	---	1	2	3	3	3	1	4	3	3	2	---
188g	Landslide, other crushing.....	9	---	---	---	1	---	---	---	---	---	1	2	2	2	1	---	---	---
189	Injuries by animals (not poisoning).....	16	---	---	---	3	---	2	---	---	1	1	---	2	2	1	3	1	---
193	Excessive cold.....	3	---	---	---	---	---	---	---	---	---	---	1	---	---	1	---	1	---
194	Excessive heat.....	12	1	---	---	---	---	---	---	1	---	---	1	2	---	5	---	2	---
195	Lightning.....	9	---	---	---	---	---	1	---	---	1	1	3	3	1	1	---	---	---
196	Other accidental electric shocks.....	24	---	---	---	---	---	1	---	4	1	5	5	5	2	1	---	---	---
201	Fracture (cause not specified).....	5	---	---	---	---	---	---	---	---	---	---	---	---	---	---	1	3	---
202	Other external violence.....	96	8	7	5	4	1	4	5	1	3	7	3	13	13	11	6	5	---
	XV.—Ill-defined diseases.....	129	36	4	1	---	1	---	2	---	1	3	2	5	7	14	29	24	---
204	Sudden death.....	16	1	---	---	---	---	---	---	---	---	1	---	3	1	4	5	1	---
205a	Ill-defined.....	59	9	3	1	---	1	---	2	---	---	2	1	1	3	9	16	11	---
205b	Not specified or unknown.....	54	26	1	---	---	---	---	---	---	1	---	1	1	3	1	8	12	---

KANSAS

	All causes.....	20,946	1,996	346	192	143	100	343	273	444	490	500	515	1,378	1,795	2,615	3,954	5,856	6
	I.—Epidemic, endemic, and infectious diseases.....	2,832	246	115	64	49	34	106	78	125	142	142	138	290	254	231	280	538	---
1	Typhoid and paratyphoid fever.....	45	---	---	1	3	---	2	5	8	5	6	2	4	5	1	2	1	---
4	Malta fever.....	1	---	---	---	---	---	---	---	---	---	---	---	---	1	---	---	---	---
5	Malaria.....	13	1	---	---	---	1	---	---	---	---	1	1	---	3	1	1	3	---
6	Smallpox.....	4	---	---	---	---	---	---	---	---	---	---	---	---	1	---	---	---	---
7	Measles.....	18	4	5	1	1	1	5	---	1	---	---	---	---	---	---	---	---	---
8	Scarlet fever.....	47	3	3	6	5	3	13	2	1	4	1	3	3	---	---	---	---	---
9	Whooping cough.....	91	55	20	11	3	1	1	---	---	---	---	---	---	---	---	---	---	---
10	Diphtheria.....	63	2	8	6	6	6	15	8	2	5	1	1	1	2	---	---	---	---
11a	Influenza (with pulmonary complications).....	894	76	33	18	13	13	35	16	24	23	19	32	74	62	82	133	241	---
11b	Influenza (other and unspecified).....	578	54	18	8	9	6	16	10	11	11	10	9	31	37	41	76	231	---
13	Mumps.....	3	---	---	---	---	---	---	---	---	---	---	---	---	---	---	---	---	---
15	Cholera nostras.....	4	1	1	---	---	---	---	---	---	---	---	---	---	1	---	1	1	---
16	Dysentery.....	46	8	7	3	2	1	1	---	---	1	---	---	---	1	3	5	13	---
19	Spirochetal hemorrhagic jaundice.....	4	---	---	---	---	---	---	---	---	---	---	1	---	---	---	---	---	---
21	Erysipelas.....	46	9	---	1	---	---	1	1	1	---	2	1	3	7	6	7	1	---
22	Acute anterior poliomyelitis.....	7	---	4	---	---	---	---	---	---	---	---	---	---	---	---	---	---	---
23	Lethargic encephalitis.....	24	---	2	---	---	---	1	1	1	---	1	1	4	6	2	2	2	---
24	Meningococcus meningitis.....	25	1	---	3	2	---	5	1	2	1	1	---	2	1	---	---	---	---
25	Other epidemic and endemic diseases.....	3	1	---	---	---	---	---	1	---	---	---	---	---	---	---	---	---	---
28	Rabies.....	1	---	---	---	---	---	---	---	---	---	---	---	---	---	1	---	---	---
29	Tetanus.....	41	3	---	1	1	1	4	10	---	2	2	2	4	5	3	1	2	---
30	Mycoses.....	2	---	---	---	---	---	---	---	---	---	---	1	---	1	---	---	---	---

201

List No.	CAUSE OF DEATH	All deaths	Under 1 year	1 year	2 years	3 years	4 years	5 to 9 years	10 to 14 years	15 to 19 years	20 to 24 years	25 to 29 years	30 to 34 years	35 to 44 years	45 to 54 years	55 to 64 years	65 to 74 years	75 years and over	Age unknown
	I.—Epidemic, endemic, and infectious diseases—Continued.																		
31	Tuberculosis (all forms).....	743	10	10	2	2	1	7	14	67	83	89	73	137	100	74	45	29	
32	Of the respiratory system.....	644	5	2	1	1		3	10	62	73	76	70	121	90	66	37	27	
	Of the meninges, central nervous system.....	17	2	7	1			2	2			2		5	6	5	4	2	
33	Of the intestines, peritoneum.....	37	1					1		4	4	5			1		1		
34	Of the vertebral column.....	9						1	1		2		1		1				
35	Of the joints.....	3	1									1							
36	Of other organs.....	13							1	1		2	1	2	2	3	1		
37a	Disseminated (acute).....	9		1							2	1	1				1		
37b	Disseminated (chronic or unspecified).....	11	1			1					2	2	3	3	1		1		
38	Syphilis.....	86	15	2	1					2	3	3	5	15	20	15	5		
40	Gonococcus infection.....	20								2	3	3	5	6	1				
41	Purulent infection, septicemia.....	23	3	1	1				1	1	1	1		4	1	2	2	5	
	II.—General diseases not included in Class I.....	2,654	43	9	3	7	4	13	19	28	27	36	44	206	353	574	718	570	
	Cancer and other malignant tumors.....	1,842	2	2	2	3	1	1	3	7	8	12	20	132	262	415	532	440	
43	Of the buccal cavity.....	69											1	2	7	18	16	25	
44	Of the stomach, liver.....	692								2		1	5	21	72	165	249	177	
45	Of the peritoneum, intestines, rectum.....	241			1						2	1	3	13	33	58	71	59	
46	Of the female genital organs.....	237			1			1			1	3	6	44	58	54	44	25	
47	Of the breast.....	146										1	4	25	42	28	30	16	
48	Of the skin.....	65					1					1		4	4	13	11	31	
49	Of other or unspecified organs.....	392	2	2		3			3	5	5	5	1	23	46	79	111	107	
50	Tumors, benign and unqualified (tumors of the female genital organs excepted).....	22						1				1	1	2	6	2	6	3	
51	Acute rheumatic fever.....	22	1					2	2	1	1	2		1	2	3	4	3	
52	Chronic rheumatism, osteoarthritis, gout.....	34									1				5	2	5	10	
54	Fellagra.....	11				1							2		5		1		
56	Rickets.....	6	6													2			
57	Diabetes mellitus.....	376		2		1	1	6	11	8	7	7	6	22	35	76	113	81	
58a	Pernicious anemia.....	81								1	1	2	1	7	8	30	20	11	
58b	Other anemias and chlorosis.....	12	1	1						1	2		1	1	1	3		2	
59	Diseases of the pituitary gland.....	4								1					1	2			
60a	Exophthalmic goiter.....	95								2	2	4	9	14	15	22	25	2	
60b	Other diseases of the																		

CAUSES OF DEATH, BY AGE

203

TABLE 8.—DEATHS (EXCLUSIVE OF STILLBIRTHS) FROM EACH CAUSE, BY AGE, IN THE REGISTRATION AREA AND EACH REGISTRATION STATE: 1928—Continued

List No.	CAUSE OF DEATH	All deaths	Under 1 year	1 year	2 years	3 years	4 years	5 to 9 years	10 to 14 years	15 to 19 years	20 to 24 years	25 to 29 years	30 to 34 years	35 to 44 years	45 to 54 years	55 to 64 years	65 to 74 years	75 years and over	Age unknown
KANSAS—Continued																			
	XI.—Malformations.....	230	205	5	7	2	1	4	3	3									
159a	Congenital hydrocephalus.....	18	12	1	2	1			1	1									
159b	Congenital malformations of the heart.....	130	120	3	1	1		3	1	1									
159c	Other congenital malformations.....	82	73	1	4		1	1	1	1									
	XII.—Early infancy.....	833	833																
160	Congenital debility, icterus, sclerema.....	84	84																
161a	Premature birth.....	563	563																
161b	Injury at birth.....	136	136																
162	Other diseases peculiar to early infancy.....	49	49																
163	Lack of care.....	1	1																
164	XIII.—Old age (senility).....	427														1	27	399	
	XIV.—External causes.....	1,668	29	39	20	27	27	56	60	112	120	115	87	192	192	169	173	248	2
	Suicide.....	243								13	17	18	15	44	43	42	38	13	
165	By poisons (gas or corrosives excepted).....	18								1	3	1	5	8	2		2	1	
166	By corrosive substances.....	26								2	4	5	2	5	3	1	3	1	
167	By poisonous gas.....	1										1							
168	By hanging or strangulation.....	48								2		2	3	8	10	14	5	4	
169	By drowning.....	19								1		2	1	5	2	3	5	5	
170	By firearms.....	113								7	8	7	9	14	23	19	20	6	
171	By cutting or piercing instruments.....	12												3	2	4	2	1	
172	By jumping from high places.....	1								1									
173	By crushing.....	3													1	1	1		
174	By other means.....	2								1				1					
	Homicide.....	102	2					2	3	7	14	19	9	23	15	4	3	1	
197	By firearms.....	73						2	3	2	9	16	4	21	13	1			
198	By cutting or piercing instruments.....	3								1	1	1	1						
199	By other means.....	26	2					5	4	2	4	2	4	2	2	3	1	1	
	Accidental, other, or undefined.....	1,323	27	39	20	27	27	54	57	92	89	78	63	125	134	123	132	234	2
175	Poisoning by food.....	15		1				1	2	1	2			3	1	3	2	1	
176	Poisoning by venomous animals.....	3																	
177	Other acute poisonings (gas excepted).....	21				3		1	1			1	1	4	2	1	1		
178	Conflagration.....	39	1	2			3	4	7	1		3	1	5	4	2	1	5	
179	Burns (conflagration excepted).....	85	5	9	7	5	3	2	5	4	5	5	5	4	6	4	11	5	
180	Mechanical suffocation.....	16	9							1	3				1	1	1		
181	Absorption of irrespirable, irritating, or poisonous gas.....	10								1	1			4	2	1	1		
182	Drowning.....	75	1	8	6	1	2	6	9	9	5	3	7	4	8	4		2	
183	Traumatism by firearms (except in war).....	41						3	3	18	3	2	1	4	5	2			
184	Traumatism by cutting or piercing instruments.....	13						1	1			1		2	3		1	2	
185	Traumatism by fall.....	297	2	2	2	1	4	6	4	3	3	4	3	14	12	23	45	169	
186a	Traumatism in mines.....	16								1	1	4	2	2	1	3	2		
186b	Traumatism in quarries.....	1																	
187	Traumatism by machines.....	31					1	1	2	5	1	3	4	2	3	5	4		
188a	Railroad accidents.....	135		2	1		1	4	5	8	16	9	8	20	27	17	11	5	1
	Collision with automobiles.....	57		2	1		1	3	4	4	8	4	2	9	8	4	5	2	
	Other railroad accidents.....	78					1	1	1	4	8	5	6	11	19	13	6	3	1
188b	Street-car accidents.....	7					1	1					2			1	2		
	Collision with automobiles.....	3											1				2		
	Other street-car accidents.....	4					1	1					1			1	2		
188c	Automobile accidents (excluding collision with railroad trains and street cars).....	304	2	4	2	10	7	16	9	24	29	30	16	28	32	34	32	28	1
188d	Airplane and balloon accidents.....	7					1			2	1	2		1					
188e,f	Injuries by other vehicles.....	29				1		5		1	3		2	3	6	4	2	2	
188g	Landslide, other crushing.....	10							1		1	2		3	1	1	1		
189	Injuries by animals (not poisoning).....	21				2			1	1			1	2		7	3	4	
193	Excessive cold.....	7													3		3	1	
194	Excessive heat.....	15									1		1	2	3		4	4	
195	Lightning.....	11								1	2	2	2	3	1				
196	Other accidental electric shocks.....	24				1			1	4	3	5		5	5				
201	Fracture (cause not specified).....	5								1						1		3	
202	Other external violence.....	85	7	7	2	2	2	3	6	4	9	2	7	10	7	9	5	3	
	XV.—Ill-defined diseases.....	145	52	5						2			1	3	10	14	24	32	2
204	Sudden death.....	19	2											2	2		6	6	1
205a	Ill-defined.....	51	8	5									1		4	7	13	13	
205b	Not specified or unknown.....	75	42							2				1	4	7	5	13	1

KENTUCKY

	All causes.....	White.....	25,653	3,704	892	354	231	186	494	370	666	888	787	763	1,809	2,091	3,022	4,344	5,018	34
		Colored.....	4,737	433	91	29	19	23	65	71	173	248	220	232	565	746	683	584	541	14
	I.—Epidemic, endemic, and infectious diseases.....	White.....	5,102	502	290	147	100	86	184	124	230	372	304	305	518	416	447	538	531	8
		Colored.....	950	64	16	15	6	11	27	39	91	115	69	74	142	108	84	46	40	3
1	Typhoid and paratyphoid fever.....	W.....	364	3	4		3	5	25	41	53	62	38	16	43	32	26	11	2	
		C.....	41			1	1	1	7	2	5	8	2	6	1	4	3			
5	Malaria.....	W.....	44	3	3	1	4		2	2	1	2	1	1	2	5	4	5	8	
		C.....	12	1		1			1	1	1				1	1	4	1	1	
6	Smallpox.....	W.....	6	2	2				1						1					

-205

List No.	CAUSE OF DEATH	All deaths	Under 1 year	1 year	2 years	3 years	4 years	5 to 9 years	10 to 14 years	15 to 19 years	20 to 24 years	25 to 29 years	30 to 34 years	35 to 44 years	45 to 54 years	55 to 64 years	65 to 74 years	75 years and over	Age unknown
KENTUCKY—Continued																			
II.—General diseases not included in Class I—Continued.																			
60b	Other diseases of the thyroid gland.....	W 7 C 2	2												2	2	1		
61	Diseases of the parathyroid glands.....	W 1 C 1	1												1	1			
62	Diseases of the thymus gland.....	W 20 C 1	19	1															
63	Diseases of the adrenals (Addison's disease).....	W 7 C 8	1	1					1				1	1	3	1		1	
64	Diseases of the spleen.....	W 8 C 1	1	1					1					2	1	1		1	
65a	Leukemia.....	W 34 C 1	1					2		1	3	3		2	5	7	8	2	
65b	Hodgkin's disease.....	W 11 C 45								2	5	4	4	2	2	4	1		
66	Alcoholism (acute or chronic).....	W 15 C 2								3	1	1		11	9	4	5		
67a	Chronic lead poisoning.....	W 2													1	1			
67b	Other chronic mineral poisoning.....	W 1													1				
68	Chronic poisoning by organic substances.....	W 6 C 40						2	3	2	2	1			2		1	4	
69	Other general diseases.....	W 7 C 17	5	2	1	1		2	3	2	1			1	2	1	4	1	
III.—Diseases of the nervous system and of the organs of special sense.....		White 2,395 Colored 448	74	21	20	7	13	29	22	32	18	33	32	134	232	403	638	683	4
70	Encephalitis.....	W 40 C 4	4	5			1	1	1	3	3	5	1	8	3	1	3	1	
71a	Simple meningitis.....	W 80 C 2	23	7	10	2	4	10	3	4		1	4	1	5	2	4		
71b	Nonepidemic cerebrospinal meningitis.....	W 31 C 2	14	5	3	2	1	4	2						1				
72	Tabes dorsalis (locomotor ataxia).....	W 20 C 1											1	1	6	6	3	3	
73	Other diseases of the spinal cord.....	W 69 C 14	1		1				1	2		2	1	4	9	11	21	17	
74a	Cerebral hemorrhage.....	W 1,584 C 281	6			1	1		1	8	2	6	9	49	149	284	514	550	4
74b	Cerebral embolism and thrombosis.....	W 38 C 4					1			1	1	3	6	25	69	70	58	48	1
75	Paralysis without specified cause.....	W 159 C 44	1		1					1	1	3	3	3	14	31	42	60	
76	General paralysis of the insane.....	W 92 C 35									1	2	3	28	10	10	8	11	
77	Other forms of mental alienation.....	W 32 C 10								2	3	1	2	6	13	10	3	2	
78	Epilepsy.....	W 61 C 13	7		1			3	4	7	1	3	6	12	9	4	1	2	1
79	Convulsions (nonpuerperal; 5 years and over).....	W 4 C 3						1		1	1	1	1	1		1			
80	Infantile convulsions (under 5 years).....	W 15 C 9	13	1		1													
81	Chorea.....	W 5 C 13							2	2					1				
82	Neuralgia and neuritis.....	W 3 C 3							1		1			1	2	3	2	5	
83	Softening of the brain.....	W 20 C 70	1		2		1	1	3	2		2	5	4	2	12	7	18	9
84	Other diseases of the nervous system.....	W 12 C 4		1			1		2					2	1	2	1	1	
85																			

KENTUCKY—Continued

MORTALITY STATISTICS

TABLE 8.—DEATHS (EXCLUSIVE OF STILLBIRTHS) FROM EACH CAUSE, BY AGE, IN THE REGISTRATION AREA AND EACH REGISTRATION STATE: 1928—Continued

List No.	CAUSE OF DEATH	All deaths	Under 1 year	1 year	2 years	3 years	4 years	5 to 9 years	10 to 14 years	15 to 19 years	20 to 24 years	25 to 29 years	30 to 34 years	35 to 44 years	45 to 54 years	55 to 64 years	65 to 74 years	75 years and over	Age unknown
KENTUCKY—Continued																			
V.—Diseases of the respiratory system—Continued.																			
99a	Acute bronchitis.....	W 35 C 14	7 3	2										1 2		3 1	6 1	16 1	
99b	Chronic bronchitis.....	W 47 C 18		1		1			2	2	1		1						
99c,d	Bronchitis (unspecified).....	W 29 C 18	8 2	3 2	1				1	3	2	3		2		1	1	4	
100a	Broncho-pneumonia.....	W 805 C 151	239 58	37 21	31 4	13 2	6 1	18 2	13	12	11	7	6	27 3	34 10	34 10	86 11	180 16	1
100b	Capillary bronchitis.....	W 10 C 3	9																
101a	Lobar pneumonia.....	W 1,010 C 259	98 27	38 6	22 4	8 1	9 2	25 3	16	32	29	21	36 18	87 39	93 43	129 34	174 17	193 19	
101b	Pneumonia (unspecified).....	W 246 C 25	60 5	25 3	6	7	2	10	6	9	6		3	9	10	16	31	42	
102	Pleurisy.....	W 33 C 13			4			2	1		2	3	2		4	2	6	2	
103	Congestion and hemorrhagic infarct of the lung.....	W 46 C 2	2	1						1					1	1	5	8	
104	Gangrene of the lung.....	W 5 C 15								1				2				1	
105	Asthma.....	W 62 C 15		1	1			1	1	1			1	2	4	8	22	20	
106	Pulmonary emphysema.....	W 3 C 26											1	1				1	
107	Other diseases of the respiratory system (tuberculosis excepted).....	W 11 C 11	4	1	1			1		1	2		1	1	6	3	3	2	
VI.—Diseases of the digestive system—Continued.																			
White.....																			
Colored.....																			
108	Diseases of the mouth and anna.....	W 17 C 2	1					1					1	2	4	4	2	1	
109b	Other diseases of the pharynx, tonsils.....	W 69 C 7	2	6	4	3	3	7	3	9	3	5	5	6	5	3	1	4	
110	Diseases of the esophagus.....	W 1 C 64												1					
111a	Ulcer of the stomach.....	W 11 C 42	1							1		5	3	9	14	17	9	5	
111b	Ulcer of the duodenum.....	W 5 C 11						1		1		2	4	2	14	6	6	3	
112	Other diseases of the stomach (cancer excepted).....	W 172 C 43	44 5	5 2	6	5		5	1	3	5	4	1	4	8	17	32	32	
113	Diarrhea and enteritis (under 2 years).....	W 883 C 93	568 66	315 27					1	1	1			8	10	7	6	1	
114	Diarrhea and enteritis (2 years and over).....	W 247 C 32			54 2	23	19	22	5	1	5	4		4	8	15	38	49	
115	Ankylostomiasis.....	W 1 C 1							1	1				3	2	1	5	7	
116	Diseases due to other intestinal parasites.....	W 6 C 320	1	1	2	6	4	30	42	36	24	21	16	11	1	1	13	2	
117	Appendicitis and typhlitis.....	W 40 C 59	1			1	1	3	2	5	5	2	3	4	10	16	11	15	
118a	Hernia.....	W 12 C 129			1						1			1	3	3	11	1	
118b	Intestinal obstruction.....	W 24 C 18	17 4	4	2	1		7	1	2	8	6	1	6	18	15	18	12	
119	Other diseases of the intestines.....	W 7 C 3						1		1	3	1		2		1	3	4	
120	Acute yellow atrophy of the liver.....	W 1 C 4		1										2	1				
121	Hydatid tumor of the liver.....	W 1 C 110							1								1		
122	Cirrhosis of the liver.....	W 16 C 62									1		2	12	4	22	32	17	
123	Biliary calculi.....	W 2 C 102		1	1	1		2		2	2	5	3	10	19	18	19	18	
124	Other diseases of the liver.....	W 15 C 11	1				1		1	1			1	5	3	2	1	2	
125	Diseases of the pancreas.....	W 28 C 3	1			4		1	2		2		2	4	2	3	6	1	
126	Peritonitis without specified cause.....	W 1 C 1																	
VII.—Nonvenereal diseases of the genito-urinary system and anna.....																			
White.....																			
Colored.....																			
128	Acute nephritis (including unspecified under 10 years).....	W 129 C 38	8	9	2	4		8	6	4	5	3	5	10	5	13	16	31	
129	Chronic nephritis (including unspecified 10 years and over).....	W 1,827 C 469	1	5	1	3	1	2	3	12	18	18	24	92	145	319	541	644	
131	Other diseases of the kidneys and anna.....	W 62 C 7	5	3		1	1	1		4	6	2		5	1	6	13	14	
132	Calculi of the urinary passages.....	W 1 C 19		1									1			2	3		
133	Diseases of the bladder.....	W 4 C 4													1	1	5	11	
134	Diseases of the urethra, etc.....	W 6 C 99												1	1	1	1	1	
135	Diseases of the prostate.....	W 18 C 1											1	1	4	12	37	48	
136	Nonvenereal diseases of the male genital organs.....	W 1 C 7		1															
137	Cysts, other benign tumors of the ovary.....	W 1 C 22									1	1				2	1	2	
138	Salpingitis and pelvic abscess (female).....	W 10 C 22								1	4	8	2	5	3				
139	Benign tumors of the uterus.....	W 22 C 22									1	2	1	9	9	4	1	1	
140	Nonpuerperal uterine hemorrhage.....	W 2 C 1												1	1				
141	Other diseases of the female genital organs.....	W 12 C 2											1	5	4	3		1	

CAUSES OF DEATH, BY AGE

207

TABLE 8.—DEATHS (EXCLUSIVE OF STILLBIRTHS) FROM EACH CAUSE, BY AGE, IN THE REGISTRATION AREA AND EACH REGISTRATION STATE: 1928—Continued

List No.	CAUSE OF DEATH	All deaths	Under 1 year	1 year	2 years	3 years	4 years	5 to 9 years	10 to 14 years	15 to 19 years	20 to 24 years	25 to 29 years	30 to 34 years	35 to 44 years	45 to 54 years	55 to 64 years	65 to 74 years	75 years and over	Age unknown
KENTUCKY—Continued																			
	VIII.—The puerperal/White state—Colored	309 46							1	41 8	71 10	60 9	49 9	80 10	6				1
143	Accidents of pregnancy—W C	35 5								2	6 3	8 1	10 1	5	3				1
144	Puerperal hemorrhage—W C	32 2								3 1	4 1	7 1	8	10					
145	Other accidents of labor—W C	42 2								2	7	5 1	8	19 1	1				
146	Puerperal septicemia—W C	112 24								16 3	33 5	23 6	11 6	29 4					
147	Puerperal phlegmasia alba dolens, embolus, etc.—W	8								1	2	3		1	1				
148	Puerperal albuminuria and convulsions—W C	80 13							1	17 4	19 1	14 1	12 2	16 5	1				
	IX.—Diseases of the skin and of the cellular tissue—White Colored	58 15	9		2	1	1	2	1	2	1		2	5 1	8 2	5 2	9 1	12 7	
151	Gangrene—W C	22 8			1	1		1					1		3 1	2 2	6 2	8 1	
152	Furuncle—W C	10 1	1						1	1				2	2 1				
153	Acute abscess—W C	13 4	4				1	1		1			1	3 1	1		1 1	1 1	
154	Other diseases of the skin and annera—W C	13 2	4		1						1				2	1	2 2	2 2	
	X.—Diseases of the bones and of the organs of locomotion—White Colored	21 3	1		1	1		4	1 1	3		1	1	2		2 1	2	1	1
155	Diseases of the bones (tuberculosis excepted)—W C	18 2		1	1	1		4	1	2		1	1	2		2 1	1	1	1
156	Diseases of the joints (tuberculosis and rheumatism excepted)—W C	3 1	1						1	1							1		
	XI.—Malformations—White Colored	217 15	202 11	5 1	3 1			3 1	2			1				1			
159a	Congenital hydrocephalus—W	18	13	1	1			1	2										
159b	Congenital malformations of the heart—W C	110 11	105 8	3 1	1 1			1 1											
159c	Other congenital malformations—W C	89 4	84 3	1	1			1			1				1				
	XII.—Early infancy—White Colored	1,452 135	1,452 135																
160	Congenital debility, icterus, sclerosis—W C	236 21	236 21																
161a	Premature birth—W C	977 96	977 96																
161b	Injury at birth—W C	168 13	168 13																
162	Other diseases peculiar to early infancy—W C	69 5	69 5																
163	Lack of care—W	2	2																
164	XIII.—Old age (senility)—White Colored	426 47														3 4	37 8	385 35	1
	XIV.—External causes—White Colored	2,165 419	65 4	43 2	32	30 5	28 5	97 14	66 9	167 23	212 57	160 53	149 50	291 82	241 39	168 28	206 26	206 20	4
	Suicide—W C	241 16						2	15 2	29 2	20 2	17 3	39 3	45 2	37 1	23 1	14		
165	By poisons (gas or corrosives excepted)—W C	16 1								2 1	2 1	2 1	3 1	4 1			1		
166	By corrosive substances—W C	35 7						1	3 1	7	5 2	5 2	3 1	6 2	2	2	1		
167	By poisonous gas—W C	3 1									1 2	2 1	2 1	2 1					
168	By hanging or strangulation—W C	30 2									2 1	3 1	2 1	2 1	9	7 1	3		
169	By drowning—W C	13 1											2 1	2 1	5	3	1		
170	By firearms—W C	126 4						1	10	16 2	7	10	24	25 1	18 1	10	5		
171	By cutting or piercing instruments—W C	14 3									1		3 1	4 1	3	1	2		
172	By jumping from high places—W C	1 1									1						1		
174	By other means—W C	1 1									1								
	Homicide—W C	295 163		1			1	1	22 6	37 28	37 28	43 33	71 46	48 15	21 3	10 1	3		1
197	By firearms—W C	253 127						1	20 5	31 23	32 21	40 25	65 36	39 12	18 2	6	1		1
198	By cutting or piercing instruments—W C	11 27								3 4	1 5	1 6	1 8	4 3	1				
199	By other means—W C	31 9		1			1		2 1	3 4	4 2	5 2	5 2	2 2	2	4 1	2		
	Accidental, other, or undefined—W C	1,629 240	65 4	42 2	32	30 5	27 5	96 14	64 7	130 15	146 27	103 23	89 14	181 33	148 22	110 24	173 24	189 20	4
175	Poisoning by food—W C	25 6	9	5		1		1	1				2	1	2	1	1		
176	Poisoning by venomous animals—W C	1 1	1																
177	Other acute poisonings (gas excepted)—W C	37 6	1	8	1	3	2	1	1	2	4	2	2	2	2	1	5	1	

List No.	CAUSE OF DEATH	All deaths	Under 1 year	1 year	2 years	3 years	4 years	5 to 9 years	10 to 14 years	15 to 19 years	20 to 24 years	25 to 29 years	30 to 34 years	35 to 44 years	45 to 54 years	55 to 64 years	65 to 74 years	75 years and over	Age unknown
----------	----------------	------------	--------------	--------	---------	---------	---------	--------------	----------------	----------------	----------------	----------------	----------------	----------------	----------------	----------------	----------------	-------------------	-------------

List No.	CAUSE OF DEATH	All deaths	Under 1 year	1 year	2 years	3 years	4 years	5 to 9 years	10 to 14 years	15 to 19 years	20 to 24 years	25 to 29 years	30 to 34 years	35 to 44 years	45 to 54 years	55 to 64 years	65 to 74 years	75 years and over	Age unknown
LOUISIANA--Continued																			
I.—Epidemic, endemic, and infectious diseases—Continued.																			
20	Leprosy.....	W 12												3		3	2	3	1
	C 4													1		2	1		
21	Erysipelas.....	W 21	4					2	1					3		2	3	2	
	C 4	1														1			
22	Acute anterior poliomyelitis.....	W 6	1		1			1		2						2	1		
	C 8	1	5						1							1			
23	Lethargic encephalitis.....	W 15	1							1		3		1	3		1		
	C 4	1											1	1	1				
24	Meningococcus meningitis.....	W 16	2	1	2	1		1	2	2	1			1	1	1			
	C 8	2		1	1					2				1	1				
25	Other epidemic and endemic diseases.....	W 1				1													
	C 3								1					2					
27	Anthrax.....	W 1											1						
	C 1																		
28	Rabies.....	W 1							1						2				
	C 3																		
29	Tetanus.....	W 34	12		3		2	5	1	1	2	2		2	2	2	3	1	
	C 64	37						7	5	1	2	1	2	2	1	2			
30	Mycoses.....	W 2									1								
	C 3		1						1					1					
	Tuberculosis (all forms).....	W 676	7	1	5	1		3	23	74	69	71	139	105	102	55	18		
	C 1,125	6	3	1	3	1	11	24	130	220	195	105	210	113	105	51	24	19	
31	Of the respiratory system.....	W 630	2		1			2	22	70	66	66	131	101	99	52	17		
	C 1,052	3	2	1	1	1	9	23	124	203	182	100	198	108	49	23	18		
32	Of the meninges, central nervous system.....	W 14	3	1	4	1				2	1		2	2	1				
	C 6	1								1			2	2					
33	Of the intestines, peritoneum.....	W 12								1			3	3		2	3	1	
	C 31	1								3	8	9	1	6	1		1		
34	Of the vertebral column.....	W 6	2					2						1	2	3	1		
	C 10							1			2								
35	Of the joints.....	W 1												1					
	C 1																		
36	Of other organs.....	W 5								1			2	2	1				
	C 9		1					1	1				2	2	1				
37a	Disseminated (acute).....	W 6								1		1	1	1		1			
	C 14		1			2				2	2	3	1	1		1			
37b	Disseminated (chronic or unspecified).....	W 2											2						
	C 2																		
38	Syphilis.....	W 88	21	1	1	1	1		1	1	4	6	10	17	58	11	7	4	
	C 410	91	9	2	1		2	2	17	29	40	34	59		34	24	7		
39	Soft chancre.....	W 1														1			
	C 1																		
40	Gonococcus infection.....	W 10								1	2	5	3	2					
	C 26	1							1	6	4	3	3	2	3				
41	Purulent infection, septicemia.....	W 15								1	4	1	1	2			3	1	
	C 9	1								3			1	1	2				
II.—General diseases not included in Class I (Colored).		W 1,351	43	4	3	3	6	10	13	18	26	23	47	125	225	324	294	182	
	C 896	17	5	2	1	1	13	10	10	29	44	35	58	155	192	160	88	76	
	Cancer and other malignant tumors.....	W 906	2	1	1		3	4	3	4	7	11	26	80	167	229	225	139	
	C 449						1	2	1	1	8	6	20	83	121	102	52	43	
43	Of the buccal cavity.....	W 43										1	1	2	8	13	11	6	
	C 11														4	1	3		
44	Of the stomach, liver.....	W 286			1					1	2	2	4	14	42	73	86	59	
	C 169										1	1	6	17	45	52	21	24	
45	Of the peritoneum, intestines, rectum.....	W 119					1	1	1	2	1	1	4	10	18	30	27	22	
	C 33										1	2	1	7	7	6	2	1	
46	Of the female genital organs.....	W 133											5	24	39	32	27	6	
	C 123										2	1	10	38	34	22	7	5	
47	Of the breast.....	W 76											6	15	18	18	14	5	
	C 35										1			10	8	7	5	4	
48	Of the skin.....	W 49										1		2	3	8	16	19	
	C 4												1	1	2				
49	Of other or unspecified organs.....	W 200	2	1			3	2	1	1	4	6	6	13	39	55	44	22	
	C 74						1	2	1	1	2	2	2	9	21	14	10	7	
50	Tumors, benign and unqualified (tumors of the female genital organs excepted).....	W 5									1		1	2		1		3	
	C 8												1	1	2				
51	Acute rheumatic fever.....	W 17					1	1	6	1		1		1	2	1	1	2	
	C 22					1			2	2		2		3	3		2	4	
52	Chronic rheumatism, osteoarthritis, gout.....	W 10									1	1		1	1	2	1	4	
	C 10										1		1	1	2		1	2	
53	Scurvy.....	W 1		1															
	C 1																		
54	Pellagra.....	W 53			1	1			2	1	3	4	12	9	5	9	6		
	C 277	1					6	4	24	27	24	31	49	50	25	20	16		
56	Rickets.....	W 3																	
	C 9	3																	
57	Diabetes mellitus.....	W 173				2		1	1	3	3	3	4	7	26	56	40	26	
	C 67							2	1	1	1	1	3	6	11	22	11	8	
58a	Pernicious anemia.....	W 29								3	2	1	1	2	3	8	7	1	
	C 3													3		1			
58b	Other anemias and chlorosis.....	W 6										1		1		1	3		
	C 1			1															
59	Diseases of the pituitary gland.....	W 2									1	1							
	C 2																		
60a	Exophthalmic goiter.....	W 23								2	1		6	3	5	2	3		
	C 6									1				1	2				
60b	Other diseases of the thyroid gland.....	W 4			1									1	1		1	1	
	C 4													1					
62	Diseases of the thymus gland.....	W 23					1	1											
	C 7		20	1							1								
63	Diseases of the adrenals (Addison's disease).....	W 1														1			
	C 1													1					
64	Diseases of the spleen.....	W 1						1											
	C 1																		
65a	Leukemia.....	W 17						2		1	1		1	1	2	7	1		
	C 4		1					1						1	1				
65b	Hodgkin's disease.....	W 5									1			1		2	1		
	C 5																		
66	Alcoholism (acute or chronic).....	W 34									2	1	3	9	9	8	1		
	C 17										4	1	2	6	4				
67a	Chronic lead poisoning.....	W 2								1				1					
	C 2																		
67b	Other chronic mineral poisoning.....	W 1										1							
	C 1																		
68	Chronic poisoning by organic substances.....	W 1													1				
	C 35		17	2	1		1		3	1	3			1		1	2	3	
69	Other general diseases.....	W 9						2				1							
	C 9		5																

MORTALITY STATISTICS

TABLE 8.—DEATHS (EXCLUSIVE OF STILLBIRTHS) FROM EACH CAUSE, BY AGE, IN THE REGISTRATION AREA AND EACH REGISTRATION STATE: 1928—Continued

List No.	CAUSE OF DEATH	All deaths	Under 1 year	1 year	2 years	3 years	4 years	5 to 9 years	10 to 14 years	15 to 19 years	20 to 24 years	25 to 29 years	30 to 34 years	35 to 44 years	45 to 54 years	55 to 64 years	65 to 74 years	75 years and over	Age unknown
LOUISIANA—Continued																			
	III.—Diseases of the nervous system and of the organs of special sense.....	White..... 1,058 Colored..... 884	32	7	7	2	6	16	16	17	13	11	24	91	145	198	250	221	2
70	Encephalitis.....	W..... 15 C..... 8	1	2		1			1	2		1	3	2	1	1			
71a	Simple meningitis.....	W..... 27 C..... 16	3	3		2	6	4	1	1	1	5	2	2	2	2			
71b	Nonepidemic cerebrospinal meningitis.....	W..... 1 C..... 5	1		3		1	1											
72	Tabes dorsalis (locomotor ataxia).....	W..... 10 C..... 10												2	2	2	3	1	
73	Other diseases of the spinal cord.....	W..... 21 C..... 13							2	1	1	5	1	2	5	6	4	1	
74a	Cerebral hemorrhage.....	W..... 708 C..... 628	3	2	1		1	1	3	2	5	5	45	96	153	212	183	1	
74b	Cerebral embolism and thrombosis.....	W..... 20 C..... 14	2	1				1	1	5	1	4	2	2	4	1	2		
75	Paralysis without specified cause.....	W..... 52 C..... 65	2			1		1	1		1	1	5	7	2	13	19		
76	General paralysis of the insane.....	W..... 28 C..... 44								1	2	1	4	4	5	7	5	1	
77	Other forms of mental alienation.....	W..... 23 C..... 25								1	4	3	6	4	4	4	2		
78	Epilepsy.....	W..... 29 C..... 15		1	1	1		2	2	4	3	1	2	6	5	1	3	1	
79	Convulsions (nonpuerperal; 5 years and over).....	W..... 2 C..... 2						2						1	1				
80	Infantile convulsions (under 5 years).....	W..... 12 C..... 11	8	1	1	2													
82	Neuralgia and neuritis.....	W..... 4 C..... 2												1		2	1	1	
83	Softening of the brain.....	W..... 6 C..... 2															1	5	
84	Other diseases of the nervous system.....	W..... 55 C..... 9	1	1	1		1	3	5	2	2	2	2	10	10	10	4	2	
85	Diseases of the eye and annexa.....	W..... 1 C..... 1															1		
86a	Diseases of the ear.....	W..... 27 C..... 9	9	1	2			4		2	1	1	3	1	3	3	2		
86b	Diseases of the mastoid process.....	W..... 17 C..... 5	4		2			1	1	3		1	1	3	2	1	1		
	IV.—Diseases of the circulatory system.....	White..... 2,106 Colored..... 1,884	10	2	2	1	1	9	16	21	15	28	110	261	393	569	661	7	
87	Pericarditis.....	W..... 9 C..... 8						1					1	1	1	2	3		
88	Endocarditis and myocarditis (acute).....	W..... 62 C..... 95	3		1	1		1	3	5	3	4	16	7	6	4	7	1	
89	Angina pectoris.....	W..... 172 C..... 67					1		1			2	10	31	43	58	27		
90	Other diseases of the heart.....	W..... 1,704 C..... 1,604	6	2	1	1	1	6	12	13	10	20	76	203	315	466	567	6	
91a	Aneurysm.....	W..... 32 C..... 35	1					10	2	1	1	1	3	10	9	6	3		
91b,c	Other diseases of the arteries.....	W..... 97 C..... 60							2	1	1	1	9	12	4	5	49		
92	Embolism and thrombosis (not cerebral).....	W..... 21 C..... 7						1	1		2	2	1	2	6	7	2		
93	Diseases of the veins.....	W..... 3 C..... 1											1	1	1				
94	Diseases of the lymphatic system.....	W..... 1 C..... 1	1							1									
95	Hemorrhage without specified cause.....	W..... 1 C..... 1								1							1		
96	Other diseases of the circulatory system.....	W..... 4 C..... 5								1				1			3	3	
	V.—Diseases of the respiratory system.....	White..... 1,055 Colored..... 1,134	210	58	31	20	18	30	20	37	39	32	36	82	93	87	116	140	6
97a	Diseases of the nasal fossae.....	W..... 2 C..... 9	1														1		
97b	Diseases of the nasal fossae annexa.....	W..... 10 C..... 5		1				1	1	1	1	1		1	1		1		
98	Diseases of the larynx.....	W..... 4 C..... 2	1					1		1				4		1			
99a	Acute bronchitis.....	W..... 17 C..... 18	8	1		1		3		1					1	1	1	5	
99b	Chronic bronchitis.....	W..... 22 C..... 4	7										1	1		2	6	12	
99c,d	Bronchitis (unspecified).....	W..... 12 C..... 19	6	1	2	1						1	1	1	1		1	1	
100a	Broncho-pneumonia.....	W..... 372 C..... 363	123	34	19	10	8	8	3	4	7	6	12	2	18	18	30	56	2
100b	Capillary bronchitis.....	W..... 8 C..... 15	7	3	1			13	5	8	5						1		
101a	Lobar pneumonia.....	W..... 455 C..... 510	41	15	7	6	10	12	11	29	20	19	17	53	54	51	59	49	2
101b	Pneumonia (unspecified).....	W..... 93 C..... 115	22	3	5	4	6	4	3	37	2	4	3	8	7	7	10	5	1
102	Pleurisy.....	W..... 23 C..... 31	1	4				2	1	5	4	4	3	5	4	3	2	1	
103	Congestion and hemorrhagic infarct of the lung.....	W..... 9 C..... 7		1										2		2	3	1	
104	Gangrene of the lung.....	W..... 2 C..... 2											1	1		2	3		
105	Asthma.....	W..... 20 C..... 19						1					1	1	6	2	4	5	
106	Pulmonary emphysema.....	W..... 1 C..... 1											1	7	4	2	3	2	
107	Other diseases of the respiratory system (tuberculosis excepted).....	W..... 6 C..... 16			1			2		2	2			3	2	1	3		

CAUSES OF DEATH, BY AGE

211

TABLE 8.—DEATHS (EXCLUSIVE OF STILLBIRTHS) FROM EACH CAUSE, BY AGE, IN THE REGISTRATION AREA AND EACH REGISTRATION STATE: 1928—Continued

List No.	CAUSE OF DEATH	All deaths	Under 1 year	1 year	2 years	3 years	4 years	5 to 9 years	10 to 14 years	15 to 19 years	20 to 24 years	25 to 29 years	30 to 34 years	35 to 44 years	45 to 54 years	55 to 64 years	65 to 74 years	75 years and over	Age unknown	
LOUISIANA—Continued																				
	VI.—Diseases of the digestive system.....	White..... Colored.....	1,137 860	225 230	88 73	29 22	17 5	15 9	39 25	29 27	42 39	40 44	32 42	38 37	90 95	103 94	139 58	119 33	88 24	4 3
108	Diseases of the mouth and annexa.....	W..... C.....	13 7	1		1					1		2		2	1	1	4		
109b	Other diseases of the pharynx, tonsils.....	W..... C.....	28 26	1		1	3	1	7	1	1	1	3	2	3	2	5	2	1	
110	Diseases of the esophagus.....	W..... C.....	2		1												1			
111a	Ulcer of the stomach.....	W..... C.....	37 35							1	1	1	1	5	3	6	9	6	5	
111b	Ulcer of the duodenum.....	W..... C.....	20 7							1	1	1	1	3	4	4	3	2	1	
112	Other diseases of the stomach (cancer excepted).....	W..... C.....	63 79	6	4	2	1			1	2	1	2	1	3	8	10	12	13	
113	Diarrhea and enteritis (under 2 years).....	W..... C.....	271 259	197 194	74 65			2	2	2	2	2	4	3	8	17	6	4	5	
114	Diarrhea and enteritis (2 years and over).....	W..... C.....	81 76			20	10	8	2	4	2		1	1	2	2	4	10	16	
116	Diseases due to other intestinal parasites.....	W..... C.....	4 6	2	3	1	1		1											
117	Appendicitis and typhlitis.....	W..... C.....	243 116	4	1	1		2	22	9	23	28	25	14	29	29	12	3	1	
118a	Hernia.....	W..... C.....	43 23	1	2				1		1	1	1	1	5	3	9	12	9	
118b	Intestinal obstruction.....	W..... C.....	84 72	17	3	1	1	2	2	2	5	1	5	4	9	12	7	3	1	
119	Other diseases of the intestines.....	W..... C.....	17 16	1	2	1		1	1		1		3	5	1	2	2	5	2	
120	Acute yellow atrophy of the liver.....	W..... C.....	4 1									1	1	1		1	2			
122	Cirrhosis of the liver.....	W..... C.....	121 84	1				1	1	2	3	2	3	6	11	24	37	27	16	
123	Biliary calculi.....	W..... C.....	27 6								1	1	1	2	4	6	3	4	6	
124	Other diseases of the liver.....	W..... C.....	62 28	1	1	1	1		3		1	5	2	3	9	8	11	13	5	
125	Diseases of the pancreas.....	W..... C.....	1 1									3	1	1	7	5	3	4		
126	Peritonitis without specified cause.....	W..... C.....	18 16	1		1	1		2		3	2	2	2	1	3	3	2	3	
	VII.—Nonvenereal diseases of the genito-urinary system and annexa.....	White..... Colored.....	1,381 1,226	10 6	6 3	3 4	1	1	9 10	8 7	13 19	21 38	25 48	38 56	85 193	180 241	267 206	366 185	347 198	2 10
128	Acute nephritis (including unspecified under 10 years).....	W..... C.....	70 104	6 4	3 2	2 4		1	6 5	3 4	2 3	4 9	1 12	6 5	4 16	8 20	7 11	9 4	8 2	
129	Chronic nephritis (including unspecified 10 years and over).....	W..... C.....	1,126 932		2				1 5	4 2	5 12	9 17	16 23	18 36	55 127	147 186	235 178	331 162	301 177	2 7
131	Other diseases of the kidneys and annexa.....	W..... C.....	50 23	4 1	1 1	1			2 1	2 1	2 3	5 2	3 2	3	5 2	8 2	8 2	6 2	7 3	
132	Calculi of the urinary passages.....	W..... C.....	11 3											2	2	3	3	1		
133	Diseases of the bladder.....	W..... C.....	9 17				1									4	1	5	8	
134	Diseases of the urethra, etc.....	W..... C.....	3 19										1		5	6	7	1	5	
135	Diseases of the prostate.....	W..... C.....	48 38											1	1	3	6	15	22	
137	Cysts, other benign tumors of the ovary.....	W..... C.....	9 5							1	1			1	2	4	1	1	1	
138	Salpingitis and pelvic abscess (female).....	W..... C.....	30 46							3	5	2	9	6	11	2	1			
139	Benign tumors of the uterus.....	W..... C.....	14 33										1	7	6	4	1	1		
140	Nonpuerperal uterine hemorrhage.....	W..... C.....	1 2							1		1			1	5	2	1		
141	Other diseases of the female genital organs.....	W..... C.....	10 4									1	1	1	1	1	1			
	VIII.—The puerperal state.....	White..... Colored.....	231 248						1 4	14 51	56 58	55 41	47 40	54 49	2 3					2 2
143	Accidents of pregnancy.....	W..... C.....	23 28							2	4	6	4	10	5	1				
144	Puerperal hemorrhage.....	W..... C.....	28 14								3	3	2	3	6					
145	Other accidents of labor.....	W..... C.....	18 24							1	2	7	6	3	5	1				
146	Puerperal septicemia.....	W..... C.....	61 98							8	26	19	15	20	20	1			2	
147	Puerperal phlegmasia alba dolens, embolus, etc.....	W..... C.....	4 3							1	1	1	1	1						
148	Puerperal albuminuria and convulsions.....	W..... C.....	66 80						1 4	4 25	20 13	17 12	14 8	9 15	1					
149	Following childbirth (undefined).....	W..... C.....	1 1									1	1							
	IX.—Diseases of the skin and of the cellular tissue.....	White..... Colored.....	35 24	6 1	1	1			1	4	1	1	2	1	11 7	2 4	2 2	5 1		2
151	Gangrene.....	W..... C.....	12 7	1	1										5	1	1	3		
152	Furuncle.....	W..... C.....	11 7	1					1	1		1	1		3	3	1	1		
153	Acute abscess.....	W..... C.....	7 3	2						1	1				3	1				
154	Other diseases of the skin and annexa.....	W..... C.....	5 7	2		1				2			1	1	2			1		

213

List No.	CAUSE OF DEATH.	All deaths	Under 1 year	1 year	2 years	3 years	4 years	5 to 9 years	10 to 14 years	15 to 19 years	20 to 24 years	25 to 29 years	30 to 34 years	35 to 44 years	45 to 54 years	55 to 64 years	65 to 74 years	75 years and over	Age unknown
LOUISIANA—Continued																			
	XIV.—External causes—Continued.																		
188c	Accidental, other, or undefined—Con. Automobile accidents (ex- cluding collision with rail- road trains and street cars.)	W 244 C 104	3 1	2	7	7	2	19	9	27	22	20	8	29	32	25	24	8	1
188d	Airplane and balloon ac- cidents	W 3 C 8			1				1	1	2	1	1	1	1		2		1
188e,f	Injuries by other vehicles	W 8 C 8			1				1	1	2	3	1	2		2	2		1
188g	Landslide, other crushing	W 8 C 5									1	1		3					
189	Injuries by animals (not poisoning)	W 6 C 2			1				1					2	1		1		
193	Excessive cold	W 1 C 6																	
194	Excessive heat	W 3 C 3							1		1				1		1	3	
195	Lightning	W 7 C 7						1			1	2	1	1	1		1		
196	Other accidental electric shocks	W 10 C 2					1	2	2	1	1	1	3	2	1	1			
201	Fracture (cause not specified)	W 10 C 7							1	1	1	1	1	2	2	1	1	3	
202	Other external violence	W 52 C 42	1 1	5 4	2 1		1	2	2	5	10	1	6	3	6	4	3	1	
								3	1	3	5	4	5	5	8		2		
	XV.—Ill-defined diseases. {White Colored	247 575	100 242	10 16	2 7	1 6	1 4	7 3	11 3	2 16	4 13	2 14	2 8	6 34	23 46	22 42	28 39	33 69	1 5
204	Sudden death	W 58 C 99	15 26	1 1	1 2		1	2		3	2	1	2	5	8	6	9	9	1
205a	Ill-defined	W 48 C 105	6 25	3 4	1 4		1	3	2	3	4	3	2	1	10	5	5	8	
205b	Not specified or unknown	W 141 C 371	79 191	6 11		1	3	4	1	2	2	1	4	5	13	11	14	16	
								3	6	12	9	9	4	18	21	21	19	41	1

	All causes.....	11,005	1,194	133	82	50	46'	133	132	179	210	178	209	600	916	1,458	2,366	3,118	1
	I.—Epidemic, endemic, and infectious diseases.....	1,057	122	41	25	15	16	31	31	60	73	55	62	104	121	99	108	94	-----
1	Typhoid and paratyphoid fever.....	36	-----	-----	1	-----	1	3	1	4	3	2	2	9	5	3	1	1	-----
5	Malaria.....	3	-----	-----	-----	-----	-----	-----	-----	-----	-----	-----	-----	-----	1	-----	-----	2	-----
7	Measles.....	38	8	6	4	-----	2	2	4	1	1	-----	1	2	4	1	1	1	-----
9	Scarlet fever.....	17	1	1	3	1	1	4	2	1	-----	1	-----	2	-----	-----	-----	-----	-----
10	Whooping cough.....	54	32	15	2	1	1	1	1	-----	1	-----	-----	-----	-----	-----	-----	-----	-----
11a	Diphtheria.....	25	1	2	2	3	3	6	1	-----	1	-----	1	5	-----	-----	-----	-----	-----
	Influenza (with pulmonary complications).....	153	25	5	2	3	-----	2	1	2	1	3	3	4	20	14	30	38	-----
11b	Influenza (other and unspecified).....	125	24	5	2	2	2	2	1	2	3	3	3	5	10	10	18	31	-----
16	Cholera nostras.....	3	2	-----	-----	-----	-----	-----	-----	-----	-----	-----	-----	-----	-----	1	-----	-----	-----
21	Dysentery.....	2	-----	-----	1	-----	1	-----	-----	-----	-----	-----	-----	-----	-----	-----	-----	-----	-----
22	Erysipelas.....	29	4	-----	-----	-----	-----	-----	-----	-----	-----	-----	-----	2	6	10	7	-----	-----
23	Acute anterior poliomyelitis.....	15	2	-----	1	3	-----	2	4	2	-----	-----	-----	-----	1	-----	-----	-----	-----
24	Lethargic encephalitis.....	13	1	-----	-----	-----	1	1	3	1	-----	1	3	-----	1	1	-----	-----	-----
25	Meningococcus meningitis.....	7	3	2	-----	-----	-----	1	-----	1	-----	-----	-----	-----	-----	-----	-----	-----	-----
29	Other epidemic and endemic diseases.....	4	-----	-----	1	1	-----	1	-----	-----	-----	-----	-----	-----	-----	-----	1	2	-----
	Tetanus.....	10	-----	-----	-----	-----	-----	3	1	1	-----	-----	1	1	1	-----	-----	-----	-----
31	Tuberculosis (all forms).....	479	12	5	6	1	3	5	10	41	57	44	49	71	67	55	42	11	-----
32	Of the respiratory system.....	387	2	-----	-----	-----	1	1	7	32	53	39	46	63	55	47	33	8	-----
	Of the meninges, central nervous system.....	35	10	4	6	1	1	2	2	-----	-----	-----	1	2	3	-----	1	-----	-----
33	Of the intestines, peritoneum.....	24	-----	-----	-----	-----	-----	1	3	-----	1	2	1	2	6	5	2	1	-----
34	Of the vertebral column.....	8	-----	-----	-----	-----	-----	-----	-----	-----	1	-----	-----	1	2	2	1	1	-----
35	Of the joints.....	4	-----	-----	-----	-----	-----	-----	1	-----	-----	-----	-----	1	1	-----	1	-----	-----
36	Of other organs.....	11	-----	-----	-----	-----	-----	1	1	2	-----	2	1	1	-----	1	2	-----	-----
37a	Disseminated (acute).....	5	-----	1	-----	-----	-----	-----	1	1	-----	-----	-----	1	-----	-----	1	-----	-----
37b	Disseminated (chronic or unspecified).....	5	-----	-----	-----	-----	1	-----	-----	1	1	-----	-----	-----	-----	-----	-----	-----	-----
38	Syphilis.....	29	6	-----	-----	-----	-----	1	1	1	1	1	-----	2	8	5	1	1	-----
40	Gonococcus infection.....	7	-----	-----	-----	-----	-----	-----	-----	3	2	1	-----	1	1	-----	-----	-----	-----
41	Purulent infection, septicemia.....	8	1	-----	-----	-----	1	-----	1	-----	-----	-----	-----	1	2	-----	2	-----	-----
	II.—General diseases																		

TABLE 8.—DEATHS (EXCLUSIVE OF STILLBIRTHS) FROM EACH CAUSE, BY AGE, IN THE REGISTRATION AREA AND EACH REGISTRATION STATE: 1928—Continued

List No.	CAUSE OF DEATH	All deaths	Under 1 year	1 year	2 years	3 years	4 years	5 to 9 years	10 to 14 years	15 to 19 years	20 to 24 years	25 to 29 years	30 to 34 years	35 to 44 years	45 to 54 years	55 to 64 years	65 to 74 years	75 years and over	Age unknown
MAINE—Continued																			
	II.—General diseases not included in Class I—Continued.																		
57	Diabetes mellitus	197			2			5	6		1	4	2	7	18	44	70	38	
58a	Pernicious anemia	44					1		1		2		2	1	4	10	17	6	
58b	Other anemias and chlorosis	4	1																
59	Diseases of the pituitary gland	1												1		1			
60a	Exophthalmic goiter	3												2		1			
60b	Other diseases of the thyroid gland	4		1											1	1		1	
61	Diseases of the parathyroid glands	1	1																
62	Diseases of the thymus gland	6	6																
63	Diseases of the adrenals (Addison's disease)	5												1		1	3		
64	Diseases of the spleen	2									1			1					
65a	Leukemia	21						1	1	1		2	1		6	7		2	
65b	Hodgkin's disease	11						1		1	1	2	2			2	2		
66	Alcoholism (acute or chronic)	28								1		1		6	10	3	5	2	
67a	Chronic lead poisoning	3												1	1	1			
68	Chronic poisoning by organic substances	2															1	1	
69	Other general diseases	14	12		1														
	III.—Diseases of the nervous system and of the organs of special sense	1,451	32	10	5		3	9	10	3	8	12	14	53	112	222	416	542	
70	Encephalitis	12			1				1		1	1		2	2	1	1	2	
71a	Simple meningitis	22	7	4	2		2		1	1					1	2	1		
71b	Nonepidemic cerebrospinal meningitis	5	1	1				1	1					1					
72	Tabes dorsalis (locomotor ataxia)	15												1	3	2	7	2	
73	Other diseases of the spinal cord	35										3	3	4	6	5	9	5	
74a	Cerebral hemorrhage	1,068										2	1	14	52	171	346	480	
74b	Cerebral embolism and thrombosis	60	1								1	2		2	4	11	16	23	
75	Paralysis without specified cause	28	2	1										2	3	3	12	5	
76	General paralysis of the insane	53								1			2	13	21	10	6	4	
77	Other forms of mental alienation	12											1	1	1	2	3	2	
78	Epilepsy	30				1		3	1	4	3	3		5	8			4	
79	Convulsions (nonpuerperal; 5 years and over)	1															1		
80	Infantile convulsions (under 5 years)	19	15	3	1														2
82	Neuralgia and neuritis	3													1				4
83	Softening of the brain	8													1		3		
84	Other diseases of the nervous system	56	2	1	1				2				2	6	8	15	10	9	
85	Diseases of the eye and annexe	1																1	
86a	Diseases of the ear	15	3					6	2		1			1	1			1	
86b	Diseases of the mastoid process	10	1					2		1			2		1		1	2	
	IV.—Diseases of the circulatory system	2,562	12	2				4	7	12	7	14	19	60	189	375	772	1,089	
87	Pericarditis	8														1	3	4	
88	Endocarditis and myocarditis (acute)	63	6	1				2	4	5			2	7	6	7	7	16	
89	Angina pectoris	322									2		3	12	43	72	109	81	
90	Other diseases of the heart	1,712	4	1				2	3	7	5	11	13	35	123	258	531	719	
91a	Aneurysm	5													2	1	2		
91b,c	Other diseases of the arteries	389												1	9	23	98	258	
92	Embolism and thrombosis (not cerebral)	52	2									2		3	4	12	21	8	
93	Diseases of the veins	9										1	1	2		1	1	3	
94	Diseases of the lymphatic system	1													1				
96	Other diseases of the circulatory system	1																	
	V.—Diseases of the respiratory system	836	139	35	21	4	3	10	7	5	11	8	11	50	48	93	141	250	
97a	Diseases of the nasal fossae	2	1											1			1		
97b	Diseases of the nasal fossae annexe	1																	
98	Diseases of the larynx	4						2							1			1	
99a	Acute bronchitis	41	12	1												3	5	20	
99b	Chronic bronchitis	24													1	3	6	14	
99c,d	Bronchitis (unspecified)	27			1							1		2	1	3	3	10	
100a	Broncho-pneumonia	312	86	18	13	1	1	4			3	1	4	6	12	25	38	100	
100b	Capillary bronchitis	8	1												1			3	
101a	Lobar pneumonia	335	29	6	6	3	1	2	7	3	5	5	5	32	25	50	78	78	
101b	Pneumonia (unspecified)	30	2	7				1	1	1	1			3	2	2	5	6	
102	Pleurisy	15		1				1				1	1	2	1	2	2	2	
103	Congestion and hemorrhagic infarct of the lung	1																	
104	Gangrene of the lung	15	1								1					1		13	
105	Asthma	17	1								1		1	4	2	3	2	3	
107	Other diseases of the respiratory system (tuberculosis excepted)	4													2	1	1		
	VI.—Diseases of the digestive system	683	137	26	13	9	8	22	21	20	19	13	18	52	71	79	97	78	
108	Diseases of the mouth and annexe	6													1	2	3		
109b	Other diseases of the pharynx, tonsils	29	2	1	3			3	2	1		4	1	4	3	2	1	2	
110	Diseases of the esophagus	4	1	1											1	1			
111a	Ulcer of the stomach	36										3	2	4	6	4	12	5	
111b	Ulcer of the duodenum	12									1		2	4	3		1	1	
112	Other diseases of the stomach (cancer excepted)	52	16	1	1	2			2		1	1	1		3	6	9	9	
113	Diarrhea and enteritis (under 2 years)	119	106	13															
114	Diarrhea and enteritis (2 years and over)	36			4	3	2	1	1		2		1	6		3	8	5	
116	Diseases due to other intestinal parasites	1			1														
117	Appendicitis and typhlitis	144		7	2	4	6	16	16	16	8	3	7	15	23	12	7	2	

215

List No.	CAUSE OF DEATH	All deaths	Under 1 year	1 year	2 years	3 years	4 years	5 to 9 years	10 to 14 years	15 to 19 years	20 to 24 years	25 to 29 years	30 to 34 years	35 to 44 years	45 to 54 years	55 to 64 years	65 to 74 years	75 years and over	Age un-
MAINE—Continued																			
VI.—Diseases of the digestive system—Continued.																			
118a	Hernia	29	2								1				3	8	5	10	
118b	Intestinal obstruction	63	8	2	2			1		3	3		1	5	6	11	9	12	
119	Other diseases of the intestines	11												3	2	1	3	2	
120	Acute yellow atrophy of the liver	2										1							
122	Cirrhosis of the liver	52									1		1	3	4	10	16	17	
123	Biliary calculi	34									1		2	4	8	8	8	3	
124	Other diseases of the liver	37		1							1			2	5	8	11	9	
125	Diseases of the pancreas	6												2	2	2	2		
126	Peritonitis without specified cause	10	2					1			1				1	2	2	1	
VII.—Nonvenereal diseases of the genito-urinary system and annexa																			
		1,025	7		3	2		1	2	3	8	12	13	67	93	161	282	371	
128	Acute nephritis (including unspecified under 10 years)	33	3		2	2		1		1		1		4	4	6	4	5	
129	Chronic nephritis (including unspecified 10 years and over)	844							2	2	3	7	5	39	74	134	250	328	
131	Other diseases of the kidneys and annexa	24	3		1						2		2	4	1	6	3	2	
132	Calculi of the urinary passages	11									1			1	2	4	3		
133	Diseases of the bladder	5															2	3	
134	Diseases of the urethra, etc.	2													1		1		
135	Diseases of the prostate	52														4	16	32	
136	Nonvenereal diseases of the male genital organs	1	1																
137	Cysts, other benign tumors of the ovary	11											3	1	3	2	1	1	
138	Salpingitis and pelvic abscess (female)	9									1	3	1	1	1				
139	Benign tumors of the uterus	19									1		1	7	5	3	2		
141	Other diseases of the female genital organs	14										1	1	8	2	2			
VIII.—The puerperal state																			
		122							11	28	24	17	41	1					
143	Accidents of pregnancy	12							2	3	1	2	4						
144	Puerperal hemorrhage	19							1	3	7	1	7						
145	Other accidents of labor	18							1	3	5	3	6						
146	Puerperal septicemia	26							3	7	5	2	8		1				
147	Puerperal phlegmasia alba dolens, embolus, etc.	8									2		4						
148	Puerperal albuminuria and convulsions	38							4	9	6	7	12						
150	Puerperal diseases of the breast	1								1									
IX.—Diseases of the skin and of the cellular tissue																			
		38	6		1			2		1	1	1	1			2	4	19	
151	Gangrene	23			1												3	19	
152	Furuncle	4	1									1		1					
153	Acute abscess	6	3																

TABLE 8.—DEATHS (EXCLUSIVE OF STILLBIRTHS) FROM EACH CAUSE, BY AGE, IN THE REGISTRATION AREA AND EACH REGISTRATION STATE: 1928—Continued

List No.	CAUSE OF DEATH	All deaths	Under 1 year	1 years	2 years	3 years	4 years	5 to 9 years	10 to 14 years	15 to 19 years	20 to 24 years	25 to 29 years	30 to 34 years	35 to 44 years	45 to 54 years	55 to 64 years	65 to 74 years	75 years and over	Age unknown
MAINE—Continued																			
XIV.—External causes—Contd.																			
181	Accidental, other, or undefined—Con.																		
	Absorption of irrespirable, irritat-	5													1	1	1	2	
182	ing, or poisonous gas.	114				2	3	14	25	20	12	7	5	8	9	8		1	
183	Drowning.																		
	Traumatism by firearms (except	20		1		1		1	3	1	3		1	2	3	1	3		
184	in war)																		
	Traumatism by cutting or piercing	4				1		1									1	1	
185	instruments.	142	1	2	1			1	2		2	1	1	6	9	15	23	78	
186a	Traumatism by fall.	1																	
186b	Traumatism in mines.	3													2	1			
187	Traumatism in quarries.	20			1			1		5	2			4	7		2	1	
188a	Traumatism by machines.	33						1		1	3	1	2	3	4	7	4		
	Railroad accidents.	12													4	1	2		
	Collision with automobiles.	21						1		1	3	1	1	4	7	6	2		
188b	Other railroad accidents.	8													2	2	2	1	
	Street-car accidents.	1														1			
	Collision with automobiles.	7						1							2	1	2	1	
188c	Other street-car accidents.																		
	Automobile accidents (excluding	115				4	3	19	6	11	10	4	5	13	9	13	10	8	
188d	collision with railroad trains and	2											1					1	
188e,f	street cars)	12						1		1	1	1			1	3	1	2	
188g	Airplane and balloon accidents.	1																	
189	Injuries by other vehicles.	4								1	1						2		
	Landslide, other crushing	3																	
193	injuries by animals (not poison-	4																	
	ing).	3																	
194	Excessive cold.	4	1		1								1					2	
195	Excessive heat.	1																1	
196	Lightning.	6									2	1	1	1	1				
201	Other accidental electric shocks.	6															4	2	
202	Fracture (cause not specified).	51	1	4		1		2	3	3	1	1	5	4	9	7	5	5	
	Other external violence.																		
	XV.—Ill-defined diseases.	111	37	1						2			2	8	9	12	20	20	
204	Sudden death.	39	4										2	2	3	5	12	11	
205a	Ill-defined.	22	7	1						1				1	3	3	4	2	
205b	Not specified or unknown.	50	26							1				5	3	4	7		

MARYLAND

		All causes	White	Colored	1,687	318	138	106	71	274	196	294	388	419	450	1,259	1,765	2,581	3,274	3,183	14
					845	172	58	23	24	86	72	185	280	295	271	708	807	640	471	334	28
I.—Epidemic, endemic, and infectious diseases.		White	Colored	1,845	155	103	48	45	21	76	49	87	135	134	137	252	207	176	135	84	1
		Colored		1,128	106	44	19	12	10	36	43	100	158	114	75	187	128	57	29	9	1
1	Typhoid and paratyphoid fever.	W	C	52	1			1		3	9	6	4	4	3	9	9	2	1		
2	Typhus fever.	W	C	35					1	7	1	4		3	5	4	2				
5	Malaria.	W	C	1													1				
6	Smallpox.	W	C	1																1	
7	Measles.	W	C	91	21	38	9	9	2	8	1	2			1						
		W	C	18	7	4	3		1	1	1	1									
8	Scarlet fever.	W	C	11		1		1	1	7					1						
		W	C	1						1											
9	Whooping cough.	W	C	65	44	10	3	3	1	4											
		W	C	61	38	16	3	4	2												
10	Diphtheria.	W	C	92	6	13	17	17	7	24	4		1	1		1			1		
		W	C	14	3	1	1	1	7	6	1	1									
11a	Influenza (with pulmonary com-	W	C	185	16	10	6	6		3	3	7	8	3	8	19	17	23	29	27	
	plications)	W	C	53	8	5	1			1	1	5			2	10	12	4	4		
11b	Influenza (other and unspeci-	W	C	74	9	2	3	1		5	1	1	1	3	3	5	6	9	9	16	
	fied)	W	C	23	4	1	1				1	1	1		1	3	3	6	1	1	
13	Mumps.	W	C	2										1			1				
16	Dysentery.	W	C	39	22	5	3								1	1			3	5	
		W	C	20	6	2			1	1					1	4		1	3	1	
21	Erysipelas.	W	C	26	5	1							1		1		4	4	3	7	
		W	C	5											1		1	2	1		
22	Acute anterior poliomyelitis.	W	C	24	2	2	1		3	6	4	2	1		1	1	1				
		W	C	4			2	1													
23	Lethargic encephalitis.	W	C	27		4			2	2		1		1	3	3	5	4		2	
		W	C	1										1							
24	Meningococcus meningitis.	W	C	8	2		1	1				1		2				1			
		W	C	2						1	1										
25	Other epidemic and endemic dis-	W	C	5	1	1	1			1									1		
	eases.	W	C	21				1		7											
29	Tetanus.	W	C	10					1		3	1			1	3	1	1			
		W	C	1																	
30	Mycoses.	W	C	2	1									1							
		W	C	1,004	10	15	3	5	5	5	15	62	114	108	107	197	144	112	76	25	1
	Tuberculosis (all forms).	W	C	699	10	13	8	5	4	18	34	82	135	103	51	123	66	29	12	5	1
		W	C	897	2	2	1			3	8	54	104	102	104	187	131	107	69	22	1
31	Of the respiratory system.	W	C	627	5	6	4	2		10	27	75	131	98	49	109	65	29	11	5	1
		W	C	41	5	11	1	3	4	1	4	5			1	3	3				
32	Of the meninges, central	W	C	26	3	4	2		3	4				2		5					
	nervous system.	W	C	21				1					4	3		3	5	2	3		
33	Of the intestines, perito-	W	C	12			1						1	1					1		
	neum.	W	C	13		1		1	1	1	1	2				3	1	1	1		
34	Of the vertebral column.	W	C	2									1								
		W	C	3							1			1						1	
35	Of the joints.	W	C	2								2									
		W	C	19	1						1		3	2	2	4	1	1	2	1	
36	Of other organs.	W	C	4								1			1	1	1				
		W	C	9	2	1	1				1		3						1		
37a	Disseminated (acute).	W	C	20	1	3	1	2	1	3	2	2		2	1	2					

CAUSES OF DEATH, BY AGE

217

TABLE 8.—DEATHS (EXCLUSIVE OF STILLBIRTHS) FROM EACH CAUSE, BY AGE, IN THE REGISTRATION AREA AND EACH REGISTRATION STATE: 1928—Continued

List No.	CAUSE OF DEATH	All deaths	Under 1 year	1 year	2 years	3 years	4 years	5 to 9 years	10 to 14 years	15 to 19 years	20 to 24 years	25 to 29 years	30 to 34 years	35 to 44 years	45 to 54 years	55 to 64 years	65 to 74 years	75 years and over	Age unknown	
MARYLAND—Continued																				
I.—Epidemic, endemic, and infectious diseases—Continued.																				
37b	Tuberculosis (all forms)—Continued.																			
	Disseminated (chronic or unspecified).....	W- 1 C- 6	1	1	1			1	1		1			3		1				
38	Syphilis.....	W- 81 C- 155	31	2	1	1		1	1	1	6	8	4	11	34	87	11	8	2	
40	Gonococcus infection.....	W- 20 C- 20	2							3	3	3	3	4	6	2				
41	Purulent infection, septicemia.....	W- 15 C- 4	3						2	1	1	1	1	2	2	2	1			
II.—General diseases not included in Class I/Colored.....		2,293 352	18 16	8 4	3 1	7 1	3 1	24 1	16 2	13 5	22 9	29 15	43 13	196 69	389 93	567 75	609 32	344 15	2	
	Cancer and other malignant tumors.....	W- 1,618 C- 213		1	2			7	3	3	14	13	20	129	284	396	470	275	1	
43	Of the buccal cavity.....	W- 59 C- 8				1		1		1	2	5	7	39	68	56	23	10		
44	Of the stomach, liver.....	W- 565 C- 79								3	1		1	1	14	15	15	13		
45	Of the peritoneum, intestines, rectum.....	W- 224 C- 24							1	3	1		2	12	26	21	11	7		
46	Of the female genital organs.....	W- 179 C- 47						1			3	7	35	48	38	33	33	15		
47	Of the breast.....	W- 159 C- 24								1	2	2	2	13	13	12	3			
48	Of the skin.....	W- 46 C- 1						1			2	1	5	6	5	3	1			
49	Of other or unspecified organs.....	W- 386 C- 30		1	2			6	2	3	7	6	7	34	62	95	104	57		
50	Tumors, benign and unqualified (tumors of the female genital organs excepted).....	W- 9 C- 2											2		5	4	1	2		
51	Acute rheumatic fever.....	W- 43 C- 15				4	1	11	6		2	6	1	2	5	5	5	2		
52	Chronic rheumatism, osteoarthritis, gout.....	W- 22 C- 4									1				1	6	10	5		
53	Scurvy.....	W- 1 C- 1		1																
54	Pellagra.....	W- 4 C- 4												1	2	1	1	1		
56	Rickets.....	W- 13 C- 2		2	3	1		1							1					
57	Diabetes mellitus.....	W- 325 C- 45		1				2	5	5	1	4	6	17	40	106	92	45		
58a	Pernicious anemia.....	W- 28 C- 3		1				1	1	1	1	1	1	3	2	6	8	2		
58b	Other anemias and chlorosis.....	W- 8 C- 36		1						1				1	1	3	2	1		
60a	Exophthalmic goiter.....	W- 11 C- 4								1	1		5	8	7	8	2	4		
60b	Other diseases of the thyroid gland.....	W- 1 C- 1													1	1	1			
61	Diseases of the parathyroid glands.....	W- 1 C- 6		1																
62	Diseases of the thymus gland.....	W- 1 C- 1		1			1													
63	Diseases of the adrenals (Addison's disease).....	W- 2 C- 2												2						
64	Diseases of the spleen.....	W- 45 C- 3		1	1			3	2	1	2	1	1	3	9	10	8	2		
65a	Leukemia.....	W- 15 C- 2								2	1	1	2	5	1	3	1			
65b	Hodgkin's disease.....	W- 100 C- 26								1		1	6	24	38	23	6	1		
66	Alcoholism (acute or chronic).....	W- 3 C- 1		1									1	3	10	1	1			
67a	Chronic lead poisoning.....	W- 19 C- 7		9	3	1	1							2						
67b	Other chronic mineral poisoning.....	W- 19 C- 7		9	3	1	1							2						
69	Other general diseases.....	W- 1,815 C- 451		35 12	13 3	3 3	2	7	14 3	11 2	13 3	13 8	19 10	29 11	95 53	173 103	366 103	492 85	528 48	2
III.—Diseases of the nervous system and of the organs of special sense.....																				
70	Encephalitis.....	W- 18 C- 5		1	1					1	1	2	2	2	5	3	1			
71a	Simple meningitis.....	W- 30 C- 7		1	3	1		2	1	2	1			6	2	3				
71b	Non-epidemic cerebrospinal meningitis.....	W- 3 C- 2		1	1			1								1				
72	Tabes dorsalis (locomotor ataxia).....	W- 20 C- 8												2	4	9	6	1		
73	Other diseases of the spinal cord.....	W- 55 C- 11			1			1	1	2	2		1	7	6	21	5	8		
74a	Cerebral hemorrhage.....	W- 1,270 C- 289		2	1				2		1	6	1	33	109	274	391	449	1	
74b	Cerebral embolism and thrombosis.....	W- 65 C- 9		1						1		1	2	2	4	13	27	16		
75	Paralysis without specified cause.....	W- 99 C- 42							1		1		1		6	15	29	46		
76	General paralysis of the insane.....	W- 65 C- 32								1	1	2	10	25	16	6	3	1		
77	Other forms of mental alienation.....	W- 10 C- 5										1	1	3	2	2	1	2		
78	Epilepsy.....	W- 25 C- 9			1			1	1	1	2	4	4	4	2	2	3			

MORTALITY STATISTICS

TABLE 8.—DEATHS (EXCLUSIVE OF STILLBIRTHS) FROM EACH CAUSE, BY AGE, IN THE REGISTRATION AREA AND EACH REGISTRATION STATE: 1928—Continued

List No.	CAUSE OF DEATH	All deaths	Under 1 year	1 year	2 years	3 years	4 years	5 to 9 years	10 to 14 years	15 to 19 years	20 to 24 years	25 to 29 years	30 to 34 years	35 to 39 years	40 to 44 years	45 to 49 years	50 to 54 years	55 to 59 years	60 to 64 years	65 to 69 years	70 years and over	Age unknown
MARYLAND—Continued																						
	XII.—Early infancy.....	(White. 681 Colored. 307)	681	307																		
160	Congenital debility, icterus, sclerema.....	(W. 46 C. 57)	46	57																		
161a	Premature birth.....	(W. 448 C. 189)	448	189																		
161b	Injury at birth.....	(W. 118 C. 31)	118	31																		
162	Other diseases peculiar to early infancy.....	(W. 68 C. 30)	68	30																		
163	Lack of care.....	(W. 1 C. 1)	1	1																		
164	XIII.—Old age (senility).....	(White. 57 Colored. 19)	57	19														1	8	48		
	XIV.—External causes.....	(White. 1,274 Colored. 352)	1,274	352	19	21	14	18	15	77	53	69	102	102	69	161	155	155	121	122	1	
	Suicide.....	(W. 209 C. 15)	209	15								7	17	23	12	43	34	26	4			
165	By poisons (gas or corrosives excepted).....	(W. 8 C. 23)	8	23							2	6	2	2	2	2	1	2				
166	By corrosive substances.....	(W. 38 C. 2)	38	2							2	6	1	10	4	10	4	2				
167	By poisonous gas.....	(W. 25 C. 1)	25	1							1		3	5	8	3	5	1				
168	By hanging or strangulation.....	(W. 11 C. 3)	11	3							1	2	1	2	1	3	1	1				
169	By drowning.....	(W. 81 C. 6)	81	6							5	7	10	3	15	20	10	11				
170	By firearms.....	(W. 10 C. 10)	10	10							2	1	2	2	2	2	3	1				
171	By cutting or piercing instruments.....	(W. 10 C. 2)	10	2							1				1							
172	By jumping from high places.....	(W. 1 C. 2)	1	2																		
173	By crushing.....	(W. 47 C. 74)	47	74							3	10	7	4	13	4	1					
174	By other means.....	(W. 29 C. 43)	29	43							2	7	13	11	7	2	1					
197	By firearms.....	(W. 5 C. 14)	5	14							1	3	2	3	4	1						
198	By cutting or piercing instruments.....	(W. 13 C. 17)	13	17							1	2	2	3	4	1						
199	By other means.....	(W. 19 C. 14)	19	14	21	14	18	15	76	53	59	75	72	53	105	108	120	91	118	2		
	Accidental, other, or undefined.....	(W. 233 C. 6)	233	6							1	1	1	1	1	1	1	1	1	1	1	
175	Poisoning by food.....	(W. 13 C. 4)	13	4							1	3	1	3	2	1						
177	Other acute poisonings (gas excepted).....	(W. 17 C. 9)	17	9							1	3	2	1	2	1						
178	Conflagration.....	(W. 75 C. 35)	75	35							5	2	7	2	6	3	4	5	3			
179	Burns (conflagration excepted).....	(W. 13 C. 6)	13	6							1	1	1	1	2	2	4	1				
180	Mechanical suffocation.....	(W. 45 C. 1)	45	1							3	5	5	10	7	7	3	4				
181	Absorption of irrespirable, irritating, or poisonous gas.....	(W. 111 C. 44)	111	44	1						9	10	6	13	13	15	4	1				
182	Drowning.....	(W. 20 C. 17)	20	17							1	3	4	2	1	2	1					
183	Traumatism by firearms (except in war).....	(W. 2 C. 2)	2	2							1	1	1	1	1	1	1	1				
184	Traumatism by cutting or piercing instruments.....	(W. 187 C. 24)	187	24	1	2	1				4	4	3	8	20	28	35	75				
185	Traumatism by fall.....	(W. 4 C. 3)	4	3							1	5	2	1	1	1	1	1				
186a	Traumatism in mines.....	(W. 24 C. 6)	24	6							1	1	1	2	2	1	1	1				
186b	Traumatism in quarries.....	(W. 85 C. 11)	85	11							11	6	10	17	14	9	2	5	1			
187	Traumatism by machines.....	(W. 23 C. 1)	23	1							2	2	2	2	5	4	3					
188a	Railroad accidents.....	(W. 62 C. 10)	62	10							4	9	4	8	12	10	6	2	5	1		
	Collision with automobiles.....	(W. 1 C. 1)	1	1							1	1	1	1	2	2	2	3	1			
	Other railroad accidents.....	(W. 10 C. 1)	10	1							1	1	1	1	1	1	1	1	1	1		
188b	Street-car accidents.....	(W. 19 C. 4)	19	4							1	1	1	1	1	1	1	1	1	1		
	Collision with automobiles.....	(W. 1 C. 1)	1	1							1	1	1	1	1	1	1	1	1	1		
	Other street-car accidents.....	(W. 15 C. 2)	15	2							1	1	1	1	1	1	1	1	1	1		
188c	Automobile accidents (excluding collision with railroad trains and street cars).....	(W. 286 C. 57)	286	57	1	1	2	3	6	39	18	20	31	19	17	27	28	30	27	17		
188d	Airplane and balloon accidents.....	(W. 2 C. 17)	2	17							1	4	1			2	1	3				
188e,f	Injuries by other vehicles.....	(W. 3 C. 4)	3	4							1	1	1	1	1	1	1	1	1	1		
188g	Landslide, other crushing.....	(W. 1 C. 1)	1	1									1	1	1	1	1	1	1	1		
189	Injuries by animals (not poisoning).....	(W. 7 C. 1)	7	1							1	1	1	1	1	1	1	1	1	1		
193	Excessive cold.....	(W. 1 C. 6)	1	6									2	1	1	1	1	1	1	1		
94	Excessive heat.....	(W. 17 C. 8)	17	8							1	1	1	1	2	3	4	4	1	2		

CAUSES OF DEATH, BY AGE

221

TABLE 8.—DEATHS (EXCLUSIVE OF STILLBIRTHS) FROM EACH CAUSE, BY AGE, IN THE REGISTRATION AREA AND EACH REGISTRATION STATE: 1928—Continued

List No.	CAUSE OF DEATH	All deaths	Under 1 year	1 year	2 years	3 years	4 years	5 to 9 years	10 to 14 years	15 to 19 years	20 to 24 years	25 to 29 years	30 to 34 years	35 to 44 years	45 to 54 years	55 to 64 years	65 to 74 years	75 years and over	Age unknown
MARYLAND—Continued																			
	XIV.—External causes—Contd.																		
195	Accidental, other, or undefined—Con.	1							1										
196	Lightning.....W	7							1	1	1		3	1					
201	Other accidental electric shocks.....C	3						1	1					1					
202	Fracture (cause not specified).....W	9																	
	Other external violence.....C	43	4	5		2		3	3	4	2	3	1	4	3	5	1	2	5
		14	1						1					1	2	3	1	3	
	XV.—Ill-defined diseases.....White	40	12		1			1			1	1		2	3	4	10	2	3
Colored	47	24	2				1			2	3		1	3	5	1	3	2
204	Sudden death.....W	6														3	1		
C	5	2												1	1		1	
205a	Ill-defined.....W	10	1		1					1	1			1	2	1	2		
C	14	2					1		1	1			1	2	3	1	2	
205b	Not specified or unknown.....W	24	11					1							1		7	1	3
C	28	20	2						1	2					1			2
MASSACHUSETTS																			
	All causes.....	51,034	5,084	908	414	292	252	840	608	841	999	1,169	1,385	3,645	5,653	8,425	10,216	10,299	4
	I.—Epidemic, endemic, and infectious diseases.....	5,150	413	319	165	120	86	246	98	293	374	412	390	708	592	465	278	191	---
1	Typhoid and paratyphoid fever.....	35	1				2	1	2	7	2	3	3	4	5	3	2		
5	Malaria.....	6									1				1	2			
7	Measles.....	278	61	97	37	28	17	34	1		3	1	1	1		1	1		
8	Scarlet fever.....	92	5	10	5	15	7	20	10	2	4	5	2	5	1			1	
9	Whooping cough.....	209	113	66	14	8	1	7											
10	Diphtheria.....	251	6	29	42	31	27	93	11	3	2	1	1	3		1		1	
11a	Influenza (with pulmonary complications).....	434	54	24	8	3	3	9	2	8	9	7	17	39	62	59	63	67	
11b	Influenza (other and unspecified).....	156	16	2	7	3	2	4	5	3	3	8	2	8	15	11	18	49	
13	Mumps.....	6	2	1												1	2		
15	Cholera nostras.....	1				1													
16	Dysentery.....	23	5	1			1				2			2	3		4	5	
19	Spirochetal hemorrhagic jaundice.....	3	2																
21	Erysipelas.....	117	27	4		3		1	1			2		6	18	21	18	16	
22	Acute anterior poliomyelitis.....	65	4	5	4	2	4	15	11	10	2	3	1	3		1			
23	Lethargic encephalitis.....	57	1	1	1	1	1	4	2	7	1	3	3	8	13	6	3	2	
24	Meningococcus meningitis.....	46	9	6	5	2	2	5	6	5	2	1		1	1	1			
25	Other epidemic and endemic diseases.....	7	2	2	1		1	1											
28	Rabies.....	4							1	1		1			1				
29	Tetanus.....	24	1		2		1	5	5	2				3	2	2		1	
30	Mycoses.....	4													3				
	Tuberculosis (all forms).....	3,109	55	67	35	27	16	42	39	241	337	365	345	595	427	326	149	43	
31	Of the respiratory system.....	2,695	20	17	7	3	2	10	24	215	310	348	325	550	399	299	129	37	
32	Of the meninges, central nervous system.....	189	27	40	21	18	11	18	8	7	11	4	5	10	4	4	1		
33	Of the intestines, peritoneum.....	81	2	5	3	1	2	5	2	11	2	5	6	16	10	8	3		
34	Of the vertebral column.....	42			2	2	1	8	3	3	3	2	1	6	5	3	3		
35	Of the joints.....	15								1	2	2	2	3	2	2	2	1	
36	Of other organs.....	43	2	1		1		1	3	3	1	3	1	6	4	6	8	4	
37a	Disseminated (acute).....	36	3	3	2			1	1	6	2	3	2	3	5	3			
37b	Disseminated (chronic or unspecified).....	8	1	1					1					2		1		1	
38	Syphilis.....	171	38	3	1	1	1	2		3	3	6	12	23	38	26	12	2	
40	Gonococcus infection.....	15	1							1	4	2	3	3	2		1	1	
41	Purulent infection, septicemia.....	37	10	1	3			3	1	1	2	2	1	4		4	2	3	
	II.—General diseases not included in Class I.....	7,592	171	30	18	13	13	49	46	41	52	67	134	570	1,262	1,989	1,970	1,167	---
	Cancer and other malignant tumors.....	5,562	3	2	1	4	5	9	7	11	20	34	79	387	987	1,500	1,529	984	
43	Of the buccal cavity.....	208							1	1		1	2	8	34	48	65	48	
44	Of the stomach, liver.....	1,727						2			1	6	15	77	275	495	537	319	
45	Of the peritoneum, intestines, rectum.....	1,037	1						1	2	5	11	56	165	283	299	208		
46	Of the female genital organs.....	768				1			1		4	7	17	106	199	200	156	77	
47	Of the breast.....	616										2	13	70	147	150	135	99	
48	Of the skin.....	100												1	11	18	25	44	
49	Of other or unspecified organs.....	1,106	2	2	1	4	3	7	4	8	10	12	21	69	156	306	312	189	
50	Tumors, benign and unqualified (tumors of the female genital organs excepted).....	33						2		3	1	1	1	2	7	9	5	2	
51	Acute rheumatic fever.....	66			2	2	1	16	16	3	4	3	1	4	7	4	2	1	
52	Chronic rheumatism, osteoarthritis, gout.....	44												2	3	10	15	14	
54	Pellagra.....	11											1		5	4			
55	Beriberi.....	1						1											
56	Rickets.....	16	11	4	1														
57	Diabetes mellitus.....	926	1	2	1		3	7	5	6	12	7	13	35	99	291	319	126	
58a	Pernicious anemia.....	148			1			1	1	1		1	3	9	20	43	25	3	
58b	Other anemias and chlorosis.....	23	3	1		1		2	1	2		2		2	1	2	3	3	
59	Diseases of the pituitary gland.....	8	1								1	1	1	2	1	1			
60a	Exophthalmic goiter.....	55			1			2	4	3	2	3		12	8	13	6	1	
60b	Other diseases of the thyroid gland.....	32	2	2				1	1		1	2		2	5	10	4	3	
61	Diseases of the parathyroid glands.....	4																	
62	Diseases of the thymus gland.....	89	68	8	3	2	1		3	3	1								
63	Diseases of the adrenals (Addison's disease).....	15		1										4	3	4	2	1	
64	Diseases of the spleen.....	10									1	1	1	2	1	3	1		
65a	Leukemia.....	104	6	5	1	2	2	4	6	2	2	4	3	10	21	21	12	3	
65b	Hodgkin's disease.....	71	2	1		1	4	1	2	2	2	5	5	17	13	11	9	1	
66	Alcoholism (acute or chronic).....	257								3	6	21		71	75	61	17	3	
67a	Chronic lead poisoning.....	9		2	1					1					3	1	1		
67b	Other chronic mineral poisoning.....	2											1			1			
68	Chronic poisoning by organic substances.....	1													1				
69	Other general diseases.....	105	70	2	6	2		2	3	3	1	1	3	4	3	3	2		

MORTALITY STATISTICS

TABLE 8.—DEATHS (EXCLUSIVE OF STILLBIRTHS) FROM EACH CAUSE, BY AGE, IN THE REGISTRATION AREA AND EACH REGISTRATION STATE: 1928—Continued

List No.	CAUSE OF DEATH	All deaths	Under 1 year	1 year	2 years	3 years	4 years	5 to 9 years	10 to 14 years	15 to 19 years	20 to 24 years	25 to 29 years	30 to 34 years	35 to 44 years	45 to 54 years	55 to 64 years	65 to 74 years	75 years and over	Age unknown
MASSACHUSETTS—Continued																			
	III.—Diseases of the nervous system and of the organs of special sense.....	5,494	126	50	16	16	14	62	46	37	40	47	77	256	559	1,085	1,508	1,555	---
70	Encephalitis.....	47	6	3	1	2	2	2	4	3	4	3	2	6	6	4	1	2	---
71a	Simple meningitis.....	86	25	11	4	1	5	9	4	4	2	---	2	7	5	3	2	2	---
71b	Nonepidemic cerebrospinal meningitis.....	26	4	3	2	---	1	3	5	1	---	1	1	1	1	3	---	---	---
72	Tabs dorsalis (locomotor ataxia).....	54	---	---	---	---	---	---	---	---	---	---	---	4	12	21	10	7	---
73	Other diseases of the spinal cord.....	124	1	---	---	---	---	---	3	4	3	---	5	17	12	33	34	12	---
74a	Cerebral hemorrhage.....	4,017	4	4	---	1	---	2	1	4	6	5	18	86	357	848	1,299	1,382	---
74b	Cerebral embolism and thrombosis.....	209	---	---	---	---	---	1	---	3	---	6	1	4	21	43	58	72	---
75	Paralysis without specified cause.....	99	---	2	---	---	---	1	---	---	---	1	1	2	5	14	34	39	---
76	General paralysis of the insane.....	192	---	---	---	---	---	---	---	1	4	11	53	57	43	19	4	---	---
77	Other forms of mental alienation.....	23	---	---	---	---	---	---	1	1	4	2	5	4	2	2	2	2	---
78	Epilepsy.....	125	1	2	1	4	---	12	9	5	12	13	10	17	19	12	6	2	---
79	Convulsions (nonpuerperal; 5 years and over).....	2	---	---	---	---	---	2	---	---	---	---	---	---	---	---	---	---	---
80	Infantile convulsions (under 5 years).....	48	36	8	2	2	---	---	---	---	---	---	---	---	---	---	---	---	---
82	Neuralgia and neuritis.....	5	1	---	---	---	---	---	---	---	1	---	---	1	---	2	---	---	---
83	Softening of the brain.....	16	---	---	---	---	---	---	---	---	---	---	---	---	---	1	5	10	---
84	Other diseases of the nervous system.....	247	9	7	3	3	2	6	10	4	7	6	18	38	39	46	29	20	---
85	Diseases of the eye and annexe.....	2	---	---	---	---	---	---	---	1	---	---	---	---	---	---	---	---	---
86a	Diseases of the ear.....	109	26	8	1	1	13	7	3	3	3	5	12	15	6	5	2	1	---
86b	Diseases of the mastoid process.....	63	13	2	3	2	3	11	7	4	---	1	1	2	6	6	2	---	---
	IV.—Diseases of the circulatory system.....	13,579	31	11	10	8	9	48	77	95	95	98	150	580	1,228	2,503	3,821	4,814	1
87	Pericarditis.....	27	---	1	1	---	1	1	2	1	2	1	---	2	4	7	2	2	---
88	Endocarditis and myocarditis (acute).....	334	17	4	4	1	4	10	17	19	19	16	20	65	27	41	36	28	---
89	Angina pectoris.....	1,047	---	---	---	---	---	---	---	---	---	---	---	52	135	278	345	231	---
90	Other diseases of the heart.....	9,789	10	5	4	5	4	36	58	72	69	77	114	415	957	1,860	2,820	3,282	1
91a	Aneurysm.....	60	---	---	---	---	---	---	---	---	2	1	2	8	14	19	11	3	---
91b,c	Other diseases of the arteries.....	1,927	---	---	---	---	---	---	---	---	---	---	---	15	50	182	504	1,176	---
92	Embolism and thrombosis (not cerebral).....	344	2	---	1	---	---	---	2	1	1	3	19	33	103	96	83	---	---
93	Diseases of the veins.....	32	---	---	---	---	---	---	---	1	---	---	---	2	4	11	7	7	---
94	Diseases of the lymphatic system.....	12	1	1	---	2	---	1	---	---	1	---	---	2	2	1	1	1	---
95	Hemorrhage without specified cause.....	5	1	---	---	---	---	---	---	1	1	---	---	1	1	---	---	---	---
96	Other diseases of the circulatory system.....	2	---	---	---	---	---	---	---	---	---	---	---	---	1	---	---	1	---
	V.—Diseases of the respiratory system.....	4,968	956	318	90	54	33	92	75	62	68	86	111	367	475	604	749	827	1
97a	Diseases of the nasal fossae.....	3	---	---	---	---	---	---	2	2	1	1	---	1	5	2	1	---	---
97b	Diseases of the nasal fossae annexe.....	21	1	1	---	---	---	---	2	2	2	1	---	4	5	1	---	---	---
98	Diseases of the larynx.....	15	5	1	1	---	1	---	2	---	1	1	---	2	2	1	---	---	---
99a	Acute bronchitis.....	107	27	6	2	1	1	---	---	---	1	---	1	5	2	5	14	42	---
99b	Chronic bronchitis.....	78	2	---	---	1	---	---	---	---	---	2	---	4	3	11	18	37	---
99c,d	Bronchitis (unspecified).....	63	18	2	---	---	1	1	---	---	---	---	---	1	2	8	30	---	---
100a	Broncho-pneumonia.....	2,344	723	219	56	29	15	39	31	15	22	13	23	79	121	207	320	431	1
100b	Capillary bronchitis.....	20	13	1	---	---	1	1	---	---	---	1	---	1	1	1	1	1	---
101a	Lobar pneumonia.....	2,071	145	76	22	21	11	44	36	37	34	61	76	247	309	348	358	246	---
101b	Pneumonia (unspecified).....	27	7	1	1	1	---	---	---	---	---	1	---	4	5	2	1	3	---
102	Pleurisy.....	112	9	9	7	1	1	5	3	6	3	2	5	12	13	15	14	7	---
103	Congestion and hemorrhagic infarct of the lung.....	36	---	---	---	1	1	---	---	---	---	---	1	---	1	1	7	24	---
104	Gangrene of the lung.....	5	---	---	---	---	---	---	---	---	---	---	1	2	1	1	1	---	---
105	Asthma.....	31	---	1	1	---	1	---	---	1	1	1	1	5	7	4	4	4	---
106	Pulmonary emphysema.....	6	---	---	---	---	---	---	---	---	---	1	---	1	1	1	2	1	---
107	Other diseases of the respiratory system (tuberculosis excepted).....	29	6	1	---	---	---	1	---	1	3	1	3	2	6	4	---	1	---
	VI.—Diseases of the digestive system.....	3,079	575	99	51	32	34	89	82	85	81	80	110	289	434	481	356	201	---
108	Diseases of the mouth and annexe.....	24	---	---	---	---	---	2	2	3	---	1	1	5	3	4	3	---	---
109a	Adenoid vegetations.....	1	---	1	---	---	---	---	---	---	---	---	---	---	---	---	---	---	---
109b	Other diseases of the pharynx, tonsils.....	196	13	8	11	6	8	23	7	3	18	8	10	13	19	17	20	12	---
110	Diseases of the esophagus.....	4	2	---	---	---	---	---	---	---	---	---	---	---	---	---	---	---	---
111a	Ulcer of the stomach.....	181	---	---	---	1	1	---	---	2	2	7	8	27	39	52	26	16	---
111b	Ulcer of the duodenum.....	115	---	---	---	---	---	---	---	1	5	4	12	22	22	32	13	4	---
112	Other diseases of the stomach (cancer excepted).....	44	10	4	3	---	---	---	---	---	---	---	3	4	3	7	6	4	---
113	Diarrhea and enteritis (under 2 years).....	565	506	59	---	---	---	---	---	---	---	---	---	---	---	---	---	---	---
114	Diarrhea and enteritis (2 years and over).....	118	---	---	15	9	8	10	2	4	3	6	4	7	14	10	17	9	---
116	Diseases due to other intestinal parasites.....	4	---	---	---	---	---	---	2	---	---	---	---	1	---	---	---	---	---
117	Appendicitis and typhlitis.....	582	1	11	16	12	13	44	57	58	39	28	38	58	93	62	38	14	---
118a	Hernia.....	176	3	1	1	---	---	---	1	1	2	3	1	10	33	46	39	35	---
118b	Intestinal obstruction.....	223	27	7	1	3	---	4	4	4	6	7	6	29	33	33	29	30	---
119	Other diseases of the intestines.....	48	4	---	1	---	---	---	3	1	---	3	1	4	10	9	10	2	---
120	Acute yellow atrophy of the liver.....	28	---	---	---	---	---	---	---	1	---	2	4	11	4	3	---	---	---
122	Cirrhosis of the liver.....	277	1	1	---	---	---	1	---	1	2	1	8	24	59	87	62	30	---
123	Biliary calculi.....	231	---	---	---	---	---	---	1	1	2	1	7	35	43	70	53	19	---
124	Other diseases of the liver.....	168	1	1	---	---	---	---	1	1	1	7	5	26	40	34	31	20	---
125	Diseases of the pancreas.....	39	---	---	---	---	---	---	---	---	---	1	1	10	11	9	5	2	---
126	Peritonitis without specified cause.....	55	6	6	3	2	4	4	3	4	1	1	1	3	7	5	4	1	---
	VII.—Nonvenereal diseases of the genito-urinary system and annexe.....	4,166	16	3	4	6	1	25	20	29	53	60	95	299	574	852	1,112	1,017	---
128	Acute nephritis (including unspecified under 10 years).....	105	6	2	2	3	---	6	5	5	8	6	7	10	21	12	7	5	---
129	Chronic nephritis (including unspecified 10 years and over).....	3,421	---	---	1	1	1	16	13	16	35	38	67	225	465	734	929	880	---
131	Other diseases of the kidneys and annexe.....	99	9	1	1	2	---	1	2	4	1	3	5	7	15	16	22	10	---

CAUSES OF DEATH, BY AGE

223

TABLE 8.—DEATHS (EXCLUSIVE OF STILLBIRTHS) FROM EACH CAUSE, BY AGE, IN THE REGISTRATION AREA AND EACH REGISTRATION STATE: 1928—Continued

List No.	CAUSE OF DEATH	All deaths	Under 1 year	1 year	2 years	3 years	4 years	5 to 9 years	10 to 14 years	15 to 19 years	20 to 24 years	25 to 29 years	30 to 34 years	35 to 44 years	45 to 54 years	55 to 64 years	65 to 74 years	75 years and over	As unknown
MASSACHUSETTS—Continued																			
	VII.—Nonvenereal diseases of the genito-urinary system and annexa—Continued.																		
132	Calculi of the urinary passages	39						1		1		2		4	9	9	11	2	
133	Diseases of the bladder	14													2	3	4	5	
134	Diseases of the urethra, etc.	14											1	2	2	5	3	1	
135	Diseases of the prostate	278											1		7	45	115	110	
136	Nonvenereal diseases of the male genital organs	10	1																
137	Cysts, other benign tumors of the ovary	24						1			2			4			4		
138	Salpingitis and pelvic abscess (female)	42								3	4	5	5	9	12	8	7	1	
139	Benign tumors of the uterus	87									1	3	7	32	29	8	4	3	
141	Other diseases of the female genital organs	33									2	3	2	6	6	9	5		
	VIII.—The puerperal state	507								18	77	139	118	152	3				
143	Accidents of pregnancy	44								2	9	17	7	9					
144	Puerperal hemorrhage	89									6	21	26	35	1				
145	Other accidents of labor	79									12	18	17	30	1				
146	Puerperal septicemia	160								7	34	50	32	37					
147	Puerperal phlegmasia alba dolens, embolus, etc.	36								2	4	10	8	12					
148	Puerperal albuminuria and convulsions	98								6	12	23	28	23	1				
150	Puerperal diseases of the breast	1												1					
	IX.—Diseases of the skin and of the cellular tissue	97	24	2		1	2	1	3	3	4	5	3	8	10	14	7	10	
151	Gangrene	18					1				2	2			1	3	5	8	
152	Furuncle	22	2					1			2	2	2	4	4	4	1		
153	Acute abscess	31	9	1		1	1	1	2	1	2	1	3	4	4	5			
154	Other diseases of the skin and annexa	26	13	1				1	1	1	1	1		1	1	2	1	2	
	X.—Diseases of the bones and of the organs of locomotion	71	5	2	1		2	5	8	2	3	3	2	7	10	10	6	5	
155	Diseases of the bones (tuberculosis excepted)	54	3	2	1		2	3	6	1	3	2	1	5	7	8	5	5	
156	Diseases of the joints (tuberculosis and rheumatism excepted)	15	2					2	1	1		1	1	2	3	2			
158	Other diseases of the organs of locomotion	2							1								1		
	XI.—Malformations	663	598	21	8	2	2	12	11	5				2	1	1			
159a	Congenital hydrocephalus	85	64	7	2	1		4	6	1									
159b	Congenital malformations of the heart	330	302	7	3	1		6	5	4				1		1			
159c	Other congenital malformations	248	232	7	3		2	2						1	1				
	XII.—Early infancy	2,091	2,091																
160	Congenital debility, icterus, sclerema	138	138																
161a	Premature birth	1,318	1,318																
161b	Injury at birth	457	457																
162	Other diseases peculiar to early infancy	177	177																
163	Lack of care	1	1																
164	XIII.—Old age (senility)	93														1	16	76	
	XIV.—External causes	3,422	61	46	51	40	56	211	142	170	152	171	193	405	501	407	384	430	2
	Suicide	542								18	22	31	32	106	136	104	65	28	
165	By poisons (gas or corrosives excepted)	22								1		1	1	4	7	5	2	1	
166	By corrosive substances	23								1	4	1	1	7	6	2	3		
167	By poisonous gas	146								4	4	9	10	30	29	31	16	13	
168	By hanging or strangulation	129								3	4	7	8	29	29	27	16	6	
169	By drowning	47								1	4	1	6	8	12	7	8		
170	By firearms	101								7	3	6	3	17	31	19	11	4	
171	By cutting or piercing instruments	45									3	2	1	4	14	11	7	3	
172	By jumping from high places	20											2	5	8	2	2	1	
173	By crushing	4								1		1	2	2					
	Homicide	79	6					2	1	2	6	14	11	22	9	4	1	1	
197	By firearms	27						1	1	2	3	3	4	8	3	2			
198	By cutting or piercing instruments	15									1	1	4	7	2				
199	By other means	37									2	10	3	7	4	2	1	1	
	Accidental, other, or undefined	2,801	55	46	51	40	56	209	141	150	124	126	150	277	356	299	318	401	2
175	Poisoning by food	7						1											
176	Poisoning by venomous animals	1																	
177	Other acute poisonings (gas excepted)	42	2	9	2	1	2	3		2	1	2		6	8	2	2		
178	Conflagration	63	2		3	2	3	4	2	7	6	2	8	9	4	3	3	5	
179	Burns (conflagration excepted)	195	11	17	27	8	13	26	2	5	4	4	8	18	11	14	12	15	
180	Mechanical suffocation	38	18	1					1		1	2	1	7	6		1		
181	Absorption of irrespirable, irritating, or poisonous gas	119							3	1	3	4	7	18	19	27	19	18	
182	Drowning	315		2	4	5	5	35	64	49	32	23	18	26	23	17	5	1	1
183	Traumatism by firearms (except in war)	29						2	7	9	2	1	2	2	1	2	1		
184	Traumatism by cutting or piercing instruments	25		1															
185	Traumatism by fall	731	2	4	3	5	3	8	6	9	4	9	23	53	6	3	148	300	
186b	Traumatism in quarries	7							1		1	1	1	3	3		1		
187	Traumatism by machines	61					1		2	6	5	4	7	8	10	10	7	1	

MORTALITY STATISTICS

TABLE 8.—DEATHS (EXCLUSIVE OF STILLBIRTHS) FROM EACH CAUSE, BY AGE, IN THE REGISTRATION AREA AND EACH REGISTRATION STATE: 1928—Continued

List No.	CAUSE OF DEATH	All deaths	Under 1 year	1 year	2 years	3 years	4 years	5 to 9 years	10 to 14 years	15 to 19 years	20 to 24 years	25 to 29 years	30 to 34 years	35 to 39 years	40 to 44 years	45 to 49 years	50 to 54 years	55 to 59 years	60 to 64 years	65 to 69 years	70 years and over	Age unknown
MASSACHUSETTS—Continued																						
XIV.—External causes—Continued.																						
188a	Accidental, other, or undefined—Con.																					
	Railroad accidents.....	119		1				2		2		10	14	25	32	16	7	2			1	
	Collision with automobiles.....	17					1		2	1	3	3	2	3	3	1	1					
	Other railroad accidents.....	102		1			1		2	3	1	7	11	23	29	15	6	2			1	
188b	Street-car accidents.....	47									2	2	3	5	10	8	9					
	Collision with automobiles.....	3									1				1							
	Other street-car accidents.....	44									1	2	3	5	9	7	9			8		
188c	Automobile accidents (excluding collision with railroad trains and street cars).....	724	3	3	6	15	21	120	41	39	41	35	32	68	91	96	74	39				
188d	Airplane and balloon accidents.....	10						1			4	5										
188e, f	Injuries by other vehicles.....	46		1	1	1	2	4	2	5	3	4	1	3	5	6	7	1				
188g	Landslide, other crushing.....	11					1	1		1			3	1	2	1	1					
189	Injuries by animals (not poisoning).....	8					1		1						4		2					
193	Excessive cold.....	4										1			2		1					
194	Excessive heat.....	6	1								1				1	1	1					
195	Lightning.....	1									1											
196	Other accidental electric shocks.....	25								1	3	6	5	4	4		2					
201	Fracture (cause not specified).....	11									1	1	2	5	1	1						
202	Other external violence.....	156	16	7	5	3	2	4	7	8	8	5	14	18	29	15	8	7				
	XV.—Ill-defined diseases.....	62	17	7						1		1	2	2	4	13	9	6				
204	Sudden death.....	17	3	1											1	3	2	5	2			
205a	Ill-defined.....	37	8	6						1		1	2	1	1	9	4	4				
205b	Not specified or unknown.....	8	6													2						

MICHIGAN

	All causes.....	54,794	6,792	1,084	528	378	320	1,134	725	1,220	1,694	1,796	1,948	4,887	5,595	6,847	9,289	10,495	62
	I.—Epidemic, endemic, and infectious diseases.....	6,984	669	377	208	154	133	422	196	408	589	542	443	905	690	446	392	403	7
1	Typhoid and paratyphoid fever.....	79		1		1		4	11	11	8	12	4	10	7	4	4	1	1
5	Malaria.....	1																	
6	Smallpox.....	2									1						1		
7	Measles.....	321	88	101	43	24	16	30	3	5	2	1		2	1	1	3	1	
8	Scarlet fever.....	187	7	19	23	19	25	49	12	6	2	10	2	9	3	1			
9	Whooping cough.....	231	139	57	17	9	2	6	1										
10	Diphtheria.....	387	15	32	37	45	46	145	23	6	6	5	5	8	7	4	2	1	
11a	Influenza (with pulmonary complications).....	1,004	115	44	21	11	7	25	17	32	39	39	49	112	110	88	135	160	
11b	Influenza (other and unspecified).....	638	81	27	18	12	9	36	19	11	16	21	10	44	44	45	72	172	1
13	Mumps.....	4		1							1						1		
15	Cholera nostras.....	2	1											4			5	1	
16	Dysentery.....	29	7	4			1	1											
19	Spirochetal hemorrhagic jaundice.....	2										1							
21	Erysipelas.....	128	37	3			1	1	1		3	3	2	14	16	15	18	15	
22	Acute anterior poliomyelitis.....	31	6	3	1		1	9	5	1	3	2		2					
23	Lethargic encephalitis.....	69	3	1	1	3		11	1	4	6	2		9	11	11	4	2	
24	Meningococcus meningitis.....	189	36	18	8	12	6	26	15	13	18	10	9	9	6	3			
25	Other epidemic and endemic diseases.....	11	3	2		2		2	1	1									
28	Rabies.....	3					1	1									1	1	
29	Tetanus.....	27	2				4	5	3			2	2	2	2	3	1	1	
30	Mycoses.....	8	1						1										
	Tuberculosis (all forms).....	3,138	63	59	38	14	18	61	74	305	464	404	322	579	368	213	112	41	3
31	Of the respiratory system.....	2,654	17	20	11	6	3	23	43	263	426	364	292	532	334	187	98	33	2
32	Of the meninges, central nervous system.....	197	27	32	17	4	11	27	17	20	10	12	4	9	2	3	1	1	
33	Of the intestines, peritoneum.....	89	4	1			2	5	4	6	13	11	6	9	14	5	5	1	
34	Of the vertebral column.....	46	1	2		3	1	3	3	2	3	2	3	6	6	4	2	4	1
35	Of the joints.....	15						1			3	2	2	1	2	1	3		
36	Of other organs.....	50	3		2		1	1	3	2	4	7	10	6	8	1	1	2	
37a	Disseminated (acute).....	71	10	2	6	1	1	5	9	6	7	5	10	3	4	1			
37b	Disseminated (chronic or unspecified).....	16	1	2	2			1	2	1	2		2	1	1	1	1		
38	Syphilis.....	382	55	3	1	1		4	4	2	10	15	32	80	99	45	29	1	1
40	Gonococcus infection.....	46	2						3	8	11	3	14	5	5				
41	Purulent infection, septicemia.....	63	8	2		1	1	7	3	3	2	4	3	6	11	6	4	1	1
42	Other infectious diseases.....	2									1					1			
	II.—General diseases not included in Class I.....	6,583	203	31	18	7	7	56	48	56	80	85	140	607	1,046	1,466	1,683	1,045	5
	Cancer and other malignant tumors.....	4,292	3	4	4	1	2	11	2	13	14	31	79	392	730	1,047	1,181	776	2
43	Of the buccal cavity.....	134								1	2	1		10	15	28	42	34	1
44	Of the stomach, liver.....	1,598						1				1	13	98	231	411	526	316	1
45	Of the peritoneum, intestines, rectum.....	604						1			2	8	12	44	92	156	165	124	
46	Of the female genital organs.....	632								1	2	10	25	129	151	152	118	44	
47	Of the breast.....	399										2	13	51	106	98	73	56	
48	Of the skin.....	108		1							1			6	21	30	48		
49	Of other or unspecified organs.....	817	3	3	4	1	2	9	2	11	7	9	16	59	129	181	227	154	
50	Tumors, benign and unqualified (tumors of the female genital organs excepted).....	34	1	1				1	1		2			4	8	3	9	4	
51	Acute rheumatic fever.....	140	1		1	1	1	21	19	12	5	8	4	7	12	18	21	9	
52	Chronic rheumatism, osteoarthritis, gout.....	90								1	2			5	12	28	36		
53	Scurvy.....	3		1								1			1				
54	Pellagra.....	6										1			3				
56	Rickets.....	23	15	6	2														
57	Diabetes mellitus.....	881	1	1	1	2	3	6	13	15	30	11	15	51	112	211	269	140	

CAUSES OF DEATH, BY AGE

225

TABLE 8.—DEATHS (EXCLUSIVE OF STILLBIRTHS) FROM EACH CAUSE, BY AGE, IN THE REGISTRATION AREA AND EACH REGISTRATION STATE: 1928—Continued

List No.	CAUSE OF DEATH	All deaths	Under 1 year	1 year	2 years	3 years	4 years	5 to 9 years	10 to 14 years	15 to 19 years	20 to 24 years	25 to 29 years	30 to 34 years	35 to 44 years	45 to 54 years	55 to 64 years	65 to 74 years	75 years and over	Age unknown
MICHIGAN—Continued																			
II.—General diseases not included in Class I—Continued.																			
58a	Pernicious anemia	219	3						1	1		7	2	16	21	52	68	48	
58b	Other anemias and chlorosis	29	3	3		1					1	1		1	3	4	4	7	
59	Diseases of the pituitary gland	11						1	1					2	3	1	3		
60a	Exophthalmic goiter	281						1	1	5	8	8	16	50	52	68	58	14	
60b	Other diseases of the thyroid gland	32		1	2					1	1	1	1	2	7	6	10		
61	Diseases of the parathyroid glands	3	2	1															
62	Diseases of the thymus gland	120	110	5	2			1			1		1						
63	Diseases of the adrenals (Addison's disease)	19							1				3	8	2	1	4		
64	Diseases of the spleen	3			1							1						1	
65a	Leukemia	90	2	3	4	2		9	4	4	5	2	4	10	17	14	9	1	
65b	Hodgkin's disease	40					1	2	3	1	5	5	3	7	6	2	3	2	
66	Alcoholism (acute or chronic)	156								2	2	6	9	47	57	21	9	1	2
67a	Chronic lead poisoning	4												1					
67b	Other chronic mineral poisoning	1													1				
68	Chronic poisoning by organic substances	6										1	1	2	1			1	
69	Other general diseases	100	62	5	1			3	2	1	4		2	1	5	3	6	5	
III.—Diseases of the nervous system and of the organs of special sense																			
		6,154	213	59	21	19	10	69	59	64	72	68	91	318	592	1,023	1,683	1,783	10
70	Encephalitis	64	7	6	1		1	5	4	9	4	3	3	7	8	2	4		
71a	Simple meningitis	129	27	13	6	3	4	15	10	7	9	7	8	9	6	3	1	1	
71b	Nonepidemic cerebrospinal meningitis	25	4	4	2	4	1	4	1	3	1			1	1				
72	Tabes dorsalis (locomotor ataxia)	59										1	1	4	15	21	14	3	
73	Other diseases of the spinal cord	134	1	1		1	1	3		7	1	2	1	13	21	34	29	19	
74a	Cerebral hemorrhage	4,295	8	2		1		1	7	4	8	11	26	113	373	763	1,422	1,647	9
74b	Cerebral embolism and thrombosis	206	3	1				3	3	2	6	5	6	22	19	31	57	47	
75	Paralysis without specified cause	212	1		2	1		1			2	1		7	14	40	59	85	
76	General paralysis of the insane	193									1	4	15	60	55	35	14	8	1
77	Other forms of mental alienation	60						1	1	5	2	4	13	11	15	6	2		
78	Epilepsy	151	4		1			6	8	14	18	13	11	23	16	14	16	7	
79	Convulsions (nonpuerperal; 5 years and over)	6						2	1		1			2					
80	Infantile convulsions (under 5 years)	88	76	5	4	3								1					
81	Chorea	4								1				1	1	3	1	7	
82	Neuralgia and neuritis	20											1	2		5	6	22	
83	Softening of the brain	33																32	
84	Other diseases of the nervous system	257	16	5	1	1	1	7	5	8	8	12	6	26	36	49	44	32	
85	Diseases of the eye and annexe	7							1			1	1	1	1	1	1	1	
86a	Diseases of the ear	134	56	13	3	2		13	12	5	4	3	2	8	8	3	1	1	
86b	Diseases of the mastoid process	77	10	9	1	3	2	13	6	2	4	3	3	6	7	3	3	1	
IV.—Diseases of the circulatory system																			
		11,674	43	9	11	11	78	66	87	112	160	219	767	1,152	1,830	3,097	4,007	16	
87	Pericarditis	101				1	2		2	5	3	6	24	22	10	20	6		
88	Endocarditis and myocarditis (acute)	574	20	3	5	2	4	27	13	21	32	41	57	170	47	50	35	46	1
89	Angina pectoris	674								3	2	1	6	40	107	156	215	144	
90	Other diseases of the heart	8,797	17	5	3	9	5	45	53	59	67	101	139	473	901	1,423	2,490	2,993	14
91a	Aneurysm	71									2	3	1	13	8	17	15	12	
91b,c	Other diseases of the arteries	1,177									4	2	12	30	103	258	767	1	
92	Embolism and thrombosis (not cerebral)	223	3				1	1		2	3	5	6	25	32	59	56	32	
93	Diseases of the veins	35					1	1		1	1	2		8	4	9	2	5	
94	Diseases of the lymphatic system	11	3	1	1		2				1	1		1		1	1		
95	Hemorrhage without specified cause	5												1			2	2	
96	Other diseases of the circulatory system	6													1	2	3		
V.—Diseases of the respiratory system																			
		5,308	1,142	328	108	46	34	93	55	111	139	207	224	554	468	468	563	760	8
97a	Diseases of the nasal fossae	13	5											1	2		1	4	
97b	Diseases of the nasal fossae annexe	32	1	1	1			1	1	2	2	2	4	5	4	5	3		
98	Diseases of the larynx	22	5	3	3	1	1	1					2	2	2			3	
99a	Acute bronchitis	159	59	9	1	3				2	1	2	2	6	3	5	23	43	
99b	Chronic bronchitis	117	4		2				1		4	2	1	7	9	8	26	54	
99c,d	Bronchitis (unspecified)	106	33	9	1		1	2		1	1	1	1	3	6	3	10	34	
100a	Broncho-pneumonia	1,800	747	184	59	22	14	31	11	14	14	28	31	77	66	98	140	263	1
100b	Capillary bronchitis	30	13	6	1			2						1		2	2	3	
101a	Lobar pneumonia	2,512	220	98	35	16	13	44	32	79	105	153	165	395	329	278	290	257	3
101b	Pneumonia (unspecified)	146	29	9	1	3	3	3	5	2	1	3	7	13	9	19	9	28	2
102	Pleurisy	157	12	5	3	1	1	8	4	7	6	9	6	23	20	15	17	20	
103	Congestion and hemorrhagic infarct of the lung	55	4	2	1					1	1			2		3	9	31	1
104	Gangrene of the lung	11										1		3	2	1	4		
105	Asthma	94	3	2				1	1			4	3	13	9	18	23	16	1
106	Pulmonary emphysema	6									1					2	2	1	
107	Other diseases of the respiratory system (tuberculosis excepted)	48	7				1			3	3	3	3	5	7	9	4	3	
VI.—Diseases of the digestive system																			
		4,070	841	150	74	61	55	136	81	107	139	141	192	458	465	444	383	343	
108	Diseases of the mouth and annexe	32	4	1				1			1	1	3	5	2	6	4	4	
109b	Other diseases of the pharynx, tonsils	252	23	12	12	11	18	28	10	16	17	23	12	24	18	10	11	7	
110	Diseases of the esophagus	4												1			2	1	
111a	Ulcer of the stomach	249		1						1	9	9	15	61	49	49	31	24	
111b	Ulcer of the duodenum	97	1								2	3	4	25	29	15	11	7	
112	Other diseases of the stomach (cancer excepted)	184	55	7	2	3	1		2	2	1	1	5	16	14	17	22	36	
113	Diarrhea and enteritis (under 2 years)	786	670	116															
114	Diarrhea and enteritis (2 years and over)	194			38	24	16	16	2	5	3	5	5	6	12	7	17		

MORTALITY STATISTICS

TABLE 8.—DEATHS (EXCLUSIVE OF STILLBIRTHS) FROM EACH CAUSE, BY AGE, IN THE REGISTRATION AREA AND EACH REGISTRATION STATE: 1928—Continued

List No.	CAUSE OF DEATH	All deaths	Under 1 year	1 year	2 years	3 years	4 years	5 to 9 years	10 to 14 years	15 to 19 years	20 to 24 years	25 to 29 years	30 to 34 years	35 to 44 years	45 to 54 years	55 to 64 years	65 to 74 years	75 years and over	Age unknown
MICHIGAN—Continued																			
	VI.—Diseases of the digestive system—Continued.																		
116	Diseases due to other intestinal parasites	1						1											
117	Appendicitis and typhlitis	759	3	2	8	13	14	72	58	67	63	65	83	104	93	64	40	10	
118a	Hernia	161	7			4	1	2			2	2	3	8	23	39	32	39	
118b	Intestinal obstruction	345	52	5	6	3	2	7	3	5	14	9	18	58	33	49	34	47	
119	Other diseases of the intestines	57	3	2	1			2	1	2	5	1	2	9	9	3	7	8	
120	Acute yellow atrophy of the liver	27	1		1					2	1	4	4	7	4	2		1	
121	Hydatid tumor of the liver	4											1	3					
122	Cirrhosis of the liver	384	2					2		1	4	7	6	68	65	90	83	56	
123	Biliary calculi	155									1	3	9	15	43	39	28	17	
124	Other diseases of the liver	243	5	2				1		4	6	4	9	34	47	39	53	39	
125	Diseases of the pancreas	33						1	1	1			3	4	9	8	2	5	
126	Peritonitis without specified cause	103	15	2	5	2	3	5	4	1	10	4	10	10	15	7	6	4	
	VII.—Nonvenereal diseases of the genito-urinary system and annexa	3,916	33	7	5	7	4	17	21	34	57	75	127	376	523	599	928	1,100	3
128	Acute nephritis (including unspecified under 10 years)	197	13	2	2	3	1	8	4	7	10	9	16	31	28	17	23	23	
129	Chronic nephritis (including unspecified 10 years and over)	2,954				1	2	7	16	19	24	31	68	221	378	501	772	913	1
131	Other diseases of the kidneys and annexa	144	16	4	3	3	1	2	1	2	5	5	7	22	19	19	20	15	
132	Calculi of the urinary passages	32											1	5	9	9	5	3	
133	Diseases of the bladder	36												3	3	2	7	21	
134	Diseases of the urethra, etc.	10												1	5		3	1	
135	Diseases of the prostate	251											1	9		39	87	114	1
136	Nonvenereal diseases of the male genital organs	8	4	1							1				1		1		
137	Cysts, other benign tumors of the ovary	39								3	2	5	10	6	5	4	4		
138	Salpingitis and pelvic abscess (female)	88							3	9	19	15	27	12	2	1	4		
139	Benign tumors of the uterus	101								1	1	7	42	38	3	4	4	1	
140	Nonpuerperal uterine hemorrhage	3								1	1			1					
141	Other diseases of the female genital organs	51								2	3	8	7	14	13	2	1	1	
142	Nonpuerperal diseases of the breast (cancer excepted)	2												1				1	
	VIII.—The puerperal state	648							72	124	161	121	164	6					
143	Accidents of pregnancy	76								5	18	15	16	21	1				
144	Puerperal hemorrhage	57								5	7	15	6	22	2				
145	Other accidents of labor	67								6	12	23	10	16					
146	Puerperal septicemia	261								30	54	70	56	50	1				
147	Puerperal phlegmasia alba dolens, embolus, etc.	43								2	8	11	11	11					
148	Puerperal albuminuria and convulsions	141								24	24	27	22	42	2				
149	Following childbirth (undefined)	2												2					
150	Puerperal diseases of the breast	1								1									
	IX.—Diseases of the skin and of the cellular tissue	185	23	2		1	1	3	1	6	5	4	3	16	12	20	22	65	1
151	Gangrene	87	1	1			1						1	2	2	9	13	57	
152	Furuncle	23	3	1					1	3		2	1	4		3	3	1	
153	Acute abscess	44	8			1		2		3	2	1	7	7	7	5	5	2	1
154	Other diseases of the skin and annexa	31	11					1			2	1	1	3	3	3	1	5	
	X.—Diseases of the bones and of the organs of locomotion	65	1	2		1	2	9	11	3	3	1	5	8	2	8	2	7	
155	Diseases of the bones (tuberculosis excepted)	55	1	2		1	1	9	10	3	2		3	7	2	5	2	7	
156	Diseases of the joints (tuberculosis and rheumatism excepted)	9							1		1	1	2	1		3			
158	Other diseases of the organs of locomotion	1					1												
	XI.—Malformations	678	622	21	9	1	7	7	2	3	1		1	3		1			
159a	Congenital hydrocephalus	86	63	12	4		3	3	1										
159b	Congenital malformations of the heart	345	328	5	2	1	2	2		3	1			1					
159c	Other congenital malformations	247	231	4	3		2	2	1				1	2		1			
	XII.—Early infancy	2,871	2,871																
160	Congenital debility, icterus, sclerema	270	270																
161a	Premature birth	1,896	1,896																
161b	Injury at birth	500	500																
162	Other diseases peculiar to early infancy	202	202																
163	Lack of care	3	3																
164	XIII.—Old age (senility)	610														4	68	534	4
	XIV.—External causes	4,862	95	83	74	68	55	243	185	267	369	351	378	702	619	505	437	424	7
	Suicide	660								16	39	33	74	121	166	121	66	23	1
165	By poisons (gas or corrosives excepted)	40									6	3	6	4	11	8	2		
166	By corrosive substances	103								8	15	13	19	20	16	8	3	1	
167	By poisonous gas	91								1	4	6	8	17	25	16	11	3	
168	By hanging or strangulation	167								1	1	4	18	34	37	43	20	8	1
169	By drowning	38									1	1	2	6	13	10	3	2	
170	By firearms	159								6	9	6	18	23	45	25	19	8	
171	By cutting or piercing instruments	38									2		1	6	14	8	6	1	

CAUSES OF DEATH, BY AGE

227

TABLE 8.—DEATHS (EXCLUSIVE OF STILLBIRTHS) FROM EACH CAUSE, BY AGE, IN THE REGISTRATION AREA AND EACH REGISTRATION STATE: 1928—Continued

List No.	CAUSE OF DEATH	All deaths	Under 1 year	1 year	2 years	3 years	4 years	5 to 9 years	10 to 14 years	15 to 19 years	20 to 24 years	25 to 29 years	30 to 34 years	35 to 44 years	45 to 54 years	55 to 64 years	65 to 74 years	75 years and over	Age unknown
MICHIGAN—Continued																			
XIV.—External causes—Contd.																			
Suicide—Continued.																			
172	By jumping from high places.....	14											2	8	1	3			
173	By crushing.....	2												1			1		
174	By other means.....	8												2			1		
197	Homicide.....	327	5		3	1	2	4	2	13	40	67	65	84	24	13	2	1	1
198	By firearms.....	213	1					2	1	11	27	44	53	51	14	7	2		
199	By cutting or piercing instruments.....	54			3	1	2	1	1	2	7	12	8	19	2	2			
	By other means.....	60	4								6	11	4	14	8	4			
	Accidental, other, or undefined.....	3,875	90	83	71	67	53	239	183	238	290	251	239	497	429	371	369	400	5
175	Poisoning by food.....	26	3	3				2		1	2	1	1	2	1		3	2	
176	Poisoning by venomous animals.....	4	1						1						1				
177	Other acute poisonings (gas excepted).....	65	2	19	6	2	1	1	1		4	5	2	8	9	5			
178	Conflagration.....	59	2	5	5	2	3	6	3		4	3	5	3	6	4	6	2	
179	Burns (conflagration excepted).....	226	8	26	25	20	12	18	12	6	12	9	6	16	18	9	13	16	
180	Mechanical suffocation.....	54	36	1				1	1		1	1	1	6	3	1	1		
181	Absorption of irrespirable, irritant, or poisonous gas.....	91	4			1				2	11	4	6	24	24	9	3	3	
182	Drowning.....	385	2	7	11	6	6	49	52	60	44	36	28	47	23	10	6	2	1
183	Traumatism by firearms (except in war).....	94				1	1	5	17	24	13	9	7	7	5	2	3		
184	Traumatism by cutting or piercing instruments.....	28					1	1	5	2		2	3	3	8	2	6		
185	Traumatism by fall.....	605	2	9	4	3	3	5	5	8	17	17	44	53	56	109	264		
186a	Traumatism in mines.....	42								2	5	4	3	12	8	4	4		
187	Traumatism by machines.....	87								2	13	10	7	21	14	7	7		
188a	Railroad accidents.....	301		1	1			18	11	19	27	27	28	58	39	39	27	7	1
	Collision with automobiles.....	122		1	1			7	3	7	16	10	10	22	16	21	7		
	Other railroad accidents.....	179						9	8	12	11	17	18	36	23	18	20	7	
188b	Street-car accidents.....	108	3			1		4	7	7	8	7	4	18	10	16	10	11	
	Collision with automobiles.....	49	3		2			3	4	4	7	4	1	12	2	3	3	1	
188c	Other street-car accidents.....	59					1	1	3	3	1	3	3	6	8	13	7	10	
	Automobile accidents (excluding collision with railroad trains and street cars).....	1,247	6	9	13	26	24	112	55	80	105	85	86	149	152	155	126	63	1
188d	Airplane and balloon accidents.....	26								3	7	8	5	3					
188e, f	Injuries by other vehicles.....	62		1		1		3	6	5	7	2	2	4	4	8	14	5	
188g	Landslide, other crushing.....	21						2	2	1	2		5	2	2	4	2	1	
189	Injuries by animals (not poisoning).....	33						2	2	1		1		5	7	6	6	3	
193	Excessive cold.....	7									1			1	3		2		
194	Excessive heat.....	17	2							1			2	2	2		1	4	
195	Lightning.....	10							1	3			1	1	2				1
196	Other accidental electric shocks.....	57						1	2	3	9	13	8	12	6	2	1		
201	Fracture (cause not specified).....	35			1						1	1	2	9	5	4	3	9	
202	Other external violence.....	185	19	2	4	4		11	4	4	6	5	15	40	23	23	18	6	1
XV.—Ill-defined diseases																			
204	Sudden death.....	24	5											1	1	6	5	6	
205a	Ill-defined.....	83	1	11	1	1		1					2	6	9	21	21	8	
205b	Not specified or unknown.....	79	30	4	1	1	1			2	3	1	2	2	10	6	5	10	1

MINNESOTA

All causes.....		25,977	2,656	322	212	141	103	426	395	524	660	695	783	1,999	2,550	3,619	5,299	5,572	21
I.—Epidemic, endemic, and infectious diseases.....		3,270	288	98	67	49	38	117	102	177	287	225	212	403	357	287	282	326	5
1	Typhoid and paratyphoid fever.....	12							3	1	2	1	1	2		2			
5	Malaria.....	1																1	
7	Measles.....	13	5	3	1	1		1				1	1						
8	Scarlet fever.....	60	1	6	2	6	4	16	7	2	6	3	3	2		1		1	
9	Whooping cough.....	83	48	18	8	6	1	3											
10	Diphtheria.....	74	7	7	8	7	6	17	8	2	3	2	1	3	2	1			
11a	Influenza (with pulmonary complications).....	745	90	20	12	11	13	15	16	28	28	25	25	57	62	64	106	172	1
11b	Influenza (other and unspecified).....	355	47	10	8	2	2	10	11	10	12	5	8	21	30	24	57	97	1
13	Mumps.....	2	1							1				1					
15	Cholera nostras.....	11	2	1	1								3			1		1	1
19	Dysentery.....	1																	
20	Spirochetal hemorrhagic jaundice.....	1																	
21	Leprosy.....	72	20	2	2			1	3	1	1	2	1	6	7	12	8	5	1
22	Erysipelas.....	59	2	1	2	4	4	18	8	13	1	1	4	1					
23	Acute anterior poliomyelitis.....	69	3	2	2	1	1	4	3	1	4	1	5	11	15	10	4	2	
24	Lethargic encephalitis.....	53	8	5	5	2		8	9	5	2	1	2	1	3	1	1		
25	Meningococcus meningitis.....	4																	
29	Other epidemic and endemic diseases.....	29	2				2												
30	Tetanus.....	7	1					7	3	3	1	1	2	1	3	5	1		
31	Tuberculosis (all forms).....	1,446	21	21	16	10	3	16	30	105	171	174	147	265	190	144	90	42	1
32	Of the respiratory system.....	1,207	6	9	7	1		6	18	91	150	148	131	241	162	126	79	31	1
	Of the meninges, central nervous system.....	78	13	10	7	8	3	6	7	5	3	1	6	2	6	1			
33	Of the intestines, peritoneum.....	44							1	4	9	5	5	7	2	6	2	3	
34	Of the vertebral column.....	28						2	3		1	6	2	4	3	2	4	1	
35	Of the joints.....	8									1	2		1	2	1			
36	Of other organs.....	4		1		1				1	3	5	2	6	10	6	4	7	
37a	Disseminated (acute).....	29	2	1	2			1	1	3	4	6	1	3	4	1			
37b	Disseminated (chronic or unspecified).....	6																	
38	Syphilis.....	140	24	1			1	1	1	3	3	3	9	1	41	18	11	2	
40	Gonococcus infection.....	14								2	2	3		6	1	2	2		
41	Purulent infection, septicemia.....	18	4	1			1			2				2	2	4	2	2	

MORTALITY STATISTICS

TABLE 8.—DEATHS (EXCLUSIVE OF STILLBIRTHS) FROM EACH CAUSE, BY AGE, IN THE REGISTRATION AREA AND EACH REGISTRATION STATE: 1928—Continued

List No.	CAUSE OF DEATH	All deaths	Under 1 year	1 year	2 years	3 years	4 years	5 to 9 years	10 to 14 years	15 to 19 years	20 to 24 years	25 to 29 years	30 to 34 years	35 to 44 years	45 to 54 years	55 to 64 years	65 to 74 years	75 years and over	Age unknown
MINNESOTA—Continued																			
	II.—General diseases not included in Class I.....	4,151	56	12	12	6	6	36	37	50	44	57	96	316	641	913	1,198	668	3
	Cancer and other malignant tumors.....	2,940	4	2	5	3	1	13	15	11	15	23	45	214	461	682	909	534	3
43	Of the buccal cavity.....	91									1			2	10	11	40	26	1
44	Of the stomach, liver.....	1,131	1		1					1	2			7	51	157	270	403	238
45	Of the peritoneum, intestines, rectum.....	449	1						1		3	5	10	41	65	105	129	89	
46	Of the female genital organs.....	274									3	3	8	42	78	66	53	21	
47	Of the breast.....	216									1		2	28	63	63	41	18	
48	Of the skin.....	45						1	2				1	1	2	3	10	25	
49	Of other or unspecified organs.....	734	2	2	4	3	1	12	12	10	5	14	17	50	86	164	233	117	2
50	Tumors, benign and unqualified (tumors of the female genital organs excepted).....	16		1		1			1	1	1	1		1	2	4	2	1	
51	Acute rheumatic fever.....	40		1	1			4	4	8		2		4	3	2	3	6	
52	Chronic rheumatism, osteoarthritis, gout.....	38							1	2	1			1	2	5	14	10	
54	Pellagra.....	2																	
56	Rickets.....	6	5		1														
57	Diabetes mellitus.....	526	1					8	9	15	13	7		28	53	116	171	90	
58a	Pernicious anemia.....	116					4	1	1	1	2	2	5	10	21	25	38	10	
58b	Other anemias and chlorosis.....	15	3	1												2	2	3	
59	Diseases of the pituitary gland.....	1								1				1					
60a	Exophthalmic goiter.....	148								1	2	8		17	42	37	30	3	
60b	Other diseases of the thyroid gland.....	19	1	1	2				3					2	1	4	4	1	
61	Diseases of the parathyroid glands.....	2		1	1														
62	Diseases of the thymus gland.....	22	20	2															
63	Diseases of the adrenals (Addison's disease).....	15						1	1	1	1		3		5	1	2		
64	Diseases of the spleen.....	2	1						1										
65a	Leukemia.....	73		2	2	2		5	3	3	5	2	3	11	13	5	10	7	
65b	Hodgkin's disease.....	31	1					2	2	1	1	3	3	3	4	11	1		
66	Alcoholism (acute or chronic).....	99								1	1	5	10	23	31	16	11	1	
69	Other general diseases.....	40	20	1			1	2		1	1	2	3	1	3	2	1	2	
	III.—Diseases of the nervous system and of the organs of special sense.....	2,717	75	17	9	7	7	28	33	15	18	34	38	133	255	469	803	775	1
70	Encephalitis.....	17	1	2	1			1			1	3	1	3	2	1	1		
71a	Simple meningitis.....	46	11	3	1	3		4	4	3		3		6	4	1	2	1	
71b	Nonepidemic cerebrospinal meningitis.....	7		2	1				1										
72	Tabs dorsalis (locomotor ataxia).....	32													5	11	10	11	
73	Other diseases of the spinal cord.....	94	6	1				1	1			4		5	8	22	30	30	
74a	Cerebral hemorrhage.....	1,879	2					1	1	3	1	4	4	10	36	159	330	650	678
74b	Cerebral embolism and thrombosis.....	108						1				3		1	4	7	29	36	27
75	Paralysis without specified cause.....	45		1				1						1	3	5	16	18	
76	General paralysis of the insane.....	97										2		6	27	23	9	3	
77	Other forms of mental alienation.....	27						1	1			3	1	7	5	3	1	5	
78	Epilepsy.....	71	1					4	6	6	6	10	5	11	10	3	3	5	
79	Convulsions (nonpuerperal; 5 years and over).....	3						1	1									1	
80	Infantile convulsions (under 5 years).....	37	31	4	1		1												
82	Neuralgia and neuritis.....	7											1				3	3	
83	Softening of the brain.....	19														5	7	6	
84	Other diseases of the nervous system.....	130	3	3	3	1	1	4	5		2	1	3	18	16	28	26	16	
85	Diseases of the eye and annexa.....	1																	
86a	Diseases of the ear.....	67	16	1		3	2	7	8	2	1	2		5	7	7	4		
86b	Diseases of the mastoid process.....	30	4		2		1	4	2	2		1	4	2	3	1	4		
	IV.—Diseases of the circulatory system.....	5,272	6	6		2	2	21	27	36	41	56	53	237	424	841	1,549	1,965	6
87	Pericarditis.....	15									3		1	2		4	3	2	
88	Endocarditis and myocarditis (acute).....	136	3	2				4	2	4	11	13	11	26	13	10	17	20	
89	Angina pectoris.....	289									1		3	12	29	62	118	74	
90	Other diseases of the heart.....	3,908		2		2	15	25	31	24	41	37	1	159	315	609	1,192	1,448	6
91a	Aneurysm.....	47												9	12	13	7	5	
91b,c	Other diseases of the arteries.....	672												18	29	89	155	381	
92	Embolism and thrombosis (not cerebral).....	164	1	1					1	2	2			11	19	46	51	30	
93	Diseases of the veins.....	14						1							3	6	2	2	
94	Diseases of the lymphatic system.....	3	2					1											
95	Hemorrhage without specified cause.....	1		1															
96	Other diseases of the circulatory system.....	13													4	2	4	3	
	V.—Diseases of the respiratory system.....	2,312	321	89	36	15	10	34	26	40	52	46	66	198	184	240	393	561	1
97a	Diseases of the nasal fossae.....	5	3															2	
97b	Diseases of the nasal fossae annexa.....	20	2						3	3		3	1		3	3	1		
98	Diseases of the larynx.....	10	1	2	3		1	1			1						1		
99a	Acute bronchitis.....	37	6			1	1	1						2	3	1	3	17	
99b	Chronic bronchitis.....	80		1										1	5	5	8	16	
99c,d	Bronchitis (unspecified).....	24	3	1										1	1	2	5	10	
100a	Broncho-pneumonia.....	845	216	49	23	5	2	11	8	7	7	7	13	24	35	62	134	242	
100b	Capillary bronchitis.....	8	4	1														3	
101a	Lobar pneumonia.....	1,058	60	26	8	7	6	15	14	28	35	31	39	149	120	137	192	190	1
101b	Pneumonia (unspecified).....	44	15	1		1		2		1	2	1	1	1	2	2	7	8	
102	Pleurisy.....	70	6	7	1	1		1		1	4	2	7	6	4	10	9	11	
103	Congestion and hemorrhagic infarct of the lung.....	34	1					1			1			1		2	4	24	
104	Gangrene of the lung.....	4			1						1						2		
105	Asthma.....	54	1					1	1			2	1	5	7	9	17	10	
106	Pulmonary emphysema.....	1													1				
107	Other diseases of the respiratory system (tuberculosis excepted).....	18	3											2	5	4	2	2	

CAUSES OF DEATH, BY AGE

229

TABLE 8.—DEATHS (EXCLUSIVE OF STILLBIRTHS) FROM EACH CAUSE, BY AGE, IN THE REGISTRATION AREA AND EACH REGISTRATION STATE: 1928—Continued

List No.	CAUSE OF DEATH	All deaths	Under 1 year	1 year	2 years	3 years	4 years	5 to 9 years	10 to 14 years	15 to 19 years	20 to 24 years	25 to 29 years	30 to 34 years	35 to 44 years	45 to 54 years	55 to 64 years	65 to 74 years	75 years and over	Age unknown
MINNESOTA—Continued																			
	VI.—Diseases of the digestive system	1,851	219	44	43	20	16	57	64	63	54	49	77	198	248	260	259	179	1
108	Diseases of the mouth and annexe	12	1								1	1		1	2	2	2	2	
109b	Other diseases of the pharynx, tonsils	92	6	8	4	2	2	10	7	14	4	5	1	10	7	7	1	4	
110	Diseases of the esophagus	5												1		2	2		
111a	Ulcer of the stomach	117	1					1			1	1	6	15	28	28	19	17	
111b	Ulcer of the duodenum	81									3	6	15	12	11	15	15	4	
112	Other diseases of the stomach (cancer excepted)	40	10		2	1	1				1			6	3	3	2	11	
113	Diarrhea and enteritis (under 2 years)	198	168	30															
114	Diarrhea and enteritis (2 years and over)	97			22	9	5	2	4	4	6	1	4	6	8	5	5	16	
116	Diseases due to other intestinal parasites	1							1										
117	Appendicitis and typhilitis	385	2	1	10	8	8	34	45	37	27	17	28	53	46	43	20	5	1
118a	Hernia	115	2		1			1	2	1	2	2		5	18	17	36	30	
118b	Intestinal obstruction	136	22	3	1			3	2	3	3	6	2	15	20	14	24	18	
119	Other diseases of the intestines	44	1	1							1	1	1	1	6	12	14	6	
120	Acute yellow atrophy of the liver	15							1		2		1	3	6	1	1		
122	Cirrhosis of the liver	162						1				2	5	23	37	33	43	18	
123	Biliary calculi	199								1	3	4	29	33	55	50	24		
124	Other diseases of the liver	99	1					1	1	2	1	1	8	10	18	16	17	23	
125	Diseases of the pancreas	20							1	1	1	1		5	2	4	6		
126	Peritonitis without specified cause	33	5	1	3			5	1	1	1	2	2	3	3	3	2	1	
	VII.—Nonvenereal diseases of the genito-urinary system and annexe	1,892	9	2	3	1	3	11	11	18	26	32	38	128	164	313	522	610	1
128	Acute nephritis (including unspecified under 10 years)	38	1	2	1		1	2	2	3	3	3	1	3	3	4	8	1	
129	Chronic nephritis (including unspecified 10 years and over)	1,392					1	7	9	12	14	15	26	79	114	249	387	478	1
131	Other diseases of the kidneys and annexe	89	8		2	1	1	2		1	1	3	1	8	11	12	22	16	
132	Calculi of the urinary passages	35										2	2	4	9	5	7	6	
133	Diseases of the bladder	12													1	3	1	7	
134	Diseases of the urethra, etc.	4									1					2		1	
135	Diseases of the prostate	222											1	1	4	25	93	98	
137	Cysts, other benign tumors of the ovary	18								1		3	3	5	2	2		2	
138	Salpingitis and pelvic abscess (female)	26								1	7	5	2	8	1	1	1		
139	Benign tumors of the uterus	39												17	16	5		1	
140	Nonpuerperal uterine hemorrhage	2										1							
141	Other diseases of the female genital organs	15												2	2	3	5	3	
	VIII.—The puerperal state	280								17	44	58	75	79	5				2
143	Accidents of pregnancy	24								1	1	8	7	7					
144	Puerperal hemorrhage	32								1	3	4	11	12	1				
145	Other accidents of labor	31								4	6	6	5	10					
146	Puerperal septicemia	103								5	20	20	34	21	1				2
147	Puerperal phlegmasia alba dolens, embolus, etc.	17									1	2	5	8	1				
148	Puerperal albuminuria and convulsions	72								6	13	17	13	21	2				
149	Following childbirth (undefined)	1										1							
	IX.—Diseases of the skin and of the cellular tissue	66	18						2		4	4	2	5	5	3	10	13	
151	Gangrene	19												2	1	1	7	8	
152	Furuncle	11	4						2		1		1	1	1			1	
153	Acute abscess	11	2										1	2			2	1	
154	Other diseases of the skin and annexe	25	12								2	3			2	2	1	3	
	X.—Diseases of the bones and of the organs of locomotion	45	1	4	2	2	2	3	6	1	2		3	1	6	5	5	2	
155	Diseases of the bones (tuberculosis excepted)	36		3	2	2	1	3	6		2		2	1	6	3	3	2	
156	Diseases of the joints (tuberculosis and rheumatism excepted)	6		1			1			1			1			1	1		
158	Other diseases of the organs of locomotion	3	1													1	1		
	XI.—Malformations	286	254	5	3	5		8	3	4	2	2							
159a	Congenital hydrocephalus	36	29	1	2	2			1		1								
159b	Congenital malformations of the heart	134	115	3				7	2	4	1	1							
159c	Other congenital malformations	116	110	1	1	2		1				1							
	XII.—Early infancy	1,338	1,338																
160	Congenital debility, icterus, sclerema	93	93																
161a	Premature birth	870																	
161b	Injury at birth	265	265																
162	Other diseases peculiar to early infancy	107	107																
163	Lack of care	3	3																
164	XIII.—Old age (senility)	207													3	5	24	175	
	XIV.—External causes	2,190	33	43	36	33	19	111	83	103	136	131	122	296	253	272	237	281	1
	Suicide	363								4	15	21	37	83	68	61	51	23	
165	By poisons (gas or corrosives excepted)	23									3		3	5	3	4	3	2	
166	By corrosive substances	35								1	2	2	4	12	6	3	4	1	
167	By poisonous gas	36								1	1	2	2	13	6	7	3	1	

MORTALITY STATISTICS

TABLE 8.—DEATHS (EXCLUSIVE OF STILLBIRTHS) FROM EACH CAUSE, BY AGE, IN THE REGISTRATION AREA AND EACH REGISTRATION STATE: 1928—Continued

List No.	CAUSE OF DEATH	All deaths	Under 1 year	1 year	2 years	3 years	4 years	5 to 9 years	10 to 14 years	15 to 19 years	20 to 24 years	25 to 29 years	30 to 34 years	35 to 44 years	45 to 54 years	55 to 64 years	65 to 74 years	75 years and over	Age unknown
MINNESOTA—Continued																			
XIV.—External causes—Contd.																			
Suicide—Continued.																			
168	By hanging or strangulation.....	106								4		4	10	19	22	17	18	12	
169	By drowning.....	20										2	4	4	4	5		1	
170	By firearms.....	102								2	5	8	10	21	21	17	13	5	
171	By cutting or piercing instruments.....	19										1	1	3	4	5	1		
172	By jumping from high places.....	10										1	1	2	1	2	1		
173	By crushing.....	6										1	2	2	1				
174	By other means.....	71	4		1			3	1	1	9	10	13	13	5	1	4		
197	By firearms.....	31									3	4	8	8	3	2	2		
198	By cutting or piercing instruments.....	8										1	1	1	1	2			
199	By other means.....	32	4		1			3	1	1	6	5	4	4	2	4	1		
	Accidental, other, or undefined.....	1,756	29	43	35	33	19	108	82	98	112	100	72	200	180	203	183	258	1
175	Poisoning by food.....	9			1			1	2					2		1			
177	Other acute poisonings (gas excepted).....	29	1	7	2	2					1	1	2		3	1	4		
178	Conflagration.....	46	3	2	1	1	2	5	3	2	2	2		5	4	3	3	7	
179	Burns (conflagration excepted).....	86	3	14	8	13	3	4	1	3		5	1	6	5	7	4	9	
180	Mechanical suffocation.....	18	12					2				1	1	1					
181	Absorption of irrespirable, irritat- ing, or poisonous gas.....	64	1		1		1	4		1		6	2	8	11	11	8	10	1
182	Drowning.....	166		7	10	1	1	17	21	20	22	10	6	15	14	13	4	4	
183	Traumatism by firearms (except in war).....	48						5	11	9	3	6		6	3	4	1		
184	Traumatism by cutting or piercing instruments.....	25		1		1		1			3	1	1	5	3	5		4	
185	Traumatism by fall.....	357	2	3	4	3	1	5	4	6	4	7	6	16	24	43	62	167	
186a	Traumatism in mines.....	11									1	1	1	7	1				
186b	Traumatism in quarries.....	4										1	1	2					
187	Traumatism by machines.....	46			1			1	2	5	2	6	3	7	10	6	2	1	
188a	Railroad accidents.....	141	1	1	1	1		8	4	4	12	12	8	27	20	28	15	4	
	Collision with automobiles.....	58	1	1	1	1		5	1	1	4	6	5	10	10	5	6	1	
	Other railroad accidents.....	83						3	3	3	8	6	3	17	10	18	9	3	
188b	Street-car accidents.....	23			1			1		1	3		4	4	1	5	3		
	Collision with automobiles.....	13									3		4	3	1	1			
	Other street-car accidents.....	10			1			1					1		4	3			
188c	Automobile accidents (excluding collision with railroad trains and street cars).....	435	1	2		8	7	39	21	30	40	28	24	54	42	55	47	37	
188d	Airplane and balloon accidents.....	8							1		4	1	1	3	3	6	6	3	
188e,f	Injuries by other vehicles.....	43					1	8	2	2	2	1	3	3	7	6			
188g	Landslide, other crushing.....	13						1			2	2		2	1	2			
189	Injuries by animals (not poisoning) Excessive cold.....	15					1	2	1	3	2	1		2	1	2	2	1	
193	Excessive heat.....	14	1									1		2		4		2	
194	Lightning.....	8						1				1		2	1		4		
195	Other accidental electric shocks.....	10								1	2	1	2	2		1		1	
196	Fracture (cause not specified).....	22								3	3	6	1	3	5	1			
201	Other external violence.....	2										1		1					
202	113	4	5	5	2	2	4	10	6	4	2	6	17	14	11	17	4	
	* XV.—Ill-defined diseases.....	100	38	2	1	1			1			1	1	5	5	11	17	17	
204	Sudden death.....	16	4											2		3	4	3	
205a	Ill-defined.....	37	6	2									1	1	3	7	6	11	
205b	Not specified or unknown.....	47	28		1	1			1					3	2	1	7	3	

MISSISSIPPI

All causes.....		White.....	Colored.....	10,253	1,443	357	162	105	99	246	162	313	345	311	284	683	839	1,091	1,659	2,058	96
I.—Epidemic, endemic, and infectious diseases.....		White.....	Colored.....	2,062	225	135	65	54	49	111	52	81	103	89	80	170	182	157	213	275	21
.....		3,622	398	187	85	58	38	178	114	301	478	314	243	412	290	190	130	170	36
1	Typhoid and paratyphoid fever.....	W.....	C.....	82	3	1		1	4	5	16	8	11	9	10	8	2	3		1	
	164	2	1	2	1	2	13	14	37	37	12	9	18	7	5	2	1	
5	Malaria.....	W.....	C.....	190	19	12	7	7	6	22	12	4	12	5	7	8	18	17	11	19	4
6	Smallpox.....	W.....	C.....	363	27	32	23	13	13	54	25	27	21	17	13	21	24	16	16	19	2
7	Measles.....	W.....	C.....	170	36	37	12	8	3	16	7	14	5	2	4	10	6	4	1		
	117	26	27	9	8	2	11	10	14	6	2		1			2	3	1
8	Scarlet fever.....	W.....	C.....	12	1	2		1	2	6											
	3						2											
9	Whooping cough.....	W.....	C.....	56	26	13	9	1	5	1						1					
	126	74	31	5	6	1	7	1	1									
10	Diphtheria.....	W.....	C.....	112	9	14	18	19	17	28	2	1			1	1					1
11a	Influenza (with pulmonary com- plications).....	W.....	C.....	58	6	7	5	6	5	20	6	2									1
	391	51	21	6	8	1	10	8	9	14	13	6	31	42	33	50	86	2
11b	Influenza (other and unspecified).....	W.....	C.....	379	78	29	13	9	3	13	13	14	25	15	13	30	40	26	19	33	6
	430	49	13	4	5	7	12	5	12	12	8	8	22	28	44	76	120	5
	455	75	15	12	4	1	17	8	17	16	24	15	53	45	35	33	80	5
13	Mumps.....	W.....	C.....	3									2						1		
	2	1					1											
15	Cholera nostras.....	W.....	C.....	2			1												1		
	1	1																
16	Dysentery.....	W.....	C.....	65	9	14	3	1		3	1	2	1	1		1	2	2	10	14	1
	107	25	26	6	2		2			3	1	2	4	8	14	5	9	
21	Erysipelas.....	W.....	C.....	31	7		1		1												
	1											1						1
22	Acute anterior poliomyelitis.....	W.....	C.....	15	2	1	1	1	4	3	1	1									
	6					1	4											
23	Lethargic encephalitis.....	W.....	C.....	6		1									2		1	1		1	
	5													1	1			
24	Meningococcus meningitis.....	W.....	C.....	11	3	1	1	1			2	1				1			1		
	8				1		1	1	3				1					

231

List No.	CAUSE OF DEATH	All deaths	Under 1 year	1 year	2 years	3 years	4 years	5 to 9 years	10 to 14 years	15 to 19 years	20 to 24 years	25 to 29 years	30 to 34 years	35 to 44 years	45 to 54 years	55 to 64 years	65 to 74 years	75 years and over	Age unknown
MISSISSIPPI—Continued																			
I.—Epidemic, endemic, and infectious diseases—Continued.																			
25	Other epidemic and endemic diseases.....	W 3		1								1			1				
27	Anthrax.....	C 2									1								
28	Rabies.....	W 1						1							1				
29	Tetanus.....	W 13	4				1		2	1									
		C 29	10			1		3	1	2	1			5	2	2	3		
30	Mycoses.....	W 1								1									
		C 2	2																
	Tuberculosis (all forms).....	W 423	3	1	2	2	1	2	6	16	43	41	37	76	64	44	54	26	5
		C 1,462	19	13	7	5	5	24	30	175	327	208	157	237	130	55	33	22	16
31	Of the respiratory system.....	W 384	2					2	4	14	40	38	34	74	60	42	47	22	5
32	Of the meninges, central nervous system.....	C 1,356	15	12	6	4	5	16	23	164	309	200	147	221	121	50	29	19	15
		W 9	1	1	2	1	1			1	2								
		C 7	1	1	1			4											
33	Of the intestines, peritoneum.....	W 11				1				1			1	1	2		4	1	
		C 45				1		1	2	8	5	2	9	6	4	2	3		
34	Of the vertebral column.....	W 4							1	1			1	1	1		1		
		C 6																	
35	Of the joints.....	W 3											1	1	1		1		
		C 5											3	1	1		1		
36	Of other organs.....	W 6									1	1	1	1	1		1		
		C 18	3					2	1	1	4	3	3	3	1	1	1		
37a	Disseminated (acute).....	W 6										2							
37b	Disseminated (chronic or unspecified).....	C 23						4	7	4	3	3			1		1		
		W 2								1			1						
38	Syphilis.....	C 22	2	1					2		2	2	4	3	3	4	1		
		W 286	51	6	2	2	4	5	1	8	29	24	29	39	28	33	16	5	4
40	Gonococcus infection.....	C 6									3	2	1						
		W 29							2	6	9	3	2	3	3				
41	Purulent infection, septicemia.....	W 17	1	2				3			1	1	1	2	4	1	2		1
		C 15	1					4	1	3		1		3		1	1		
II.—General diseases not/White included in Class I./Colored																			
		1,935	19	4	10	1	3	12	15	10	13	18	20	79	135	195	214	177	10
		2,280	18	7	6	6	5	14	17	51	59	66	89	203	253	207	159	101	19
	Cancer and other malignant tumors.....	W 577				1	1	2	5	1	3	4	11	44	92	134	147	125	7

MORTALITY STATISTICS

TABLE 8.—DEATHS (EXCLUSIVE OF STILLBIRTHS) FROM EACH CAUSE, BY AGE, IN THE REGISTRATION AREA AND EACH REGISTRATION STATE: 1928—Continued

List No.	CAUSE OF DEATH	All deaths	Under 1 year	1 year	2 years	3 years	4 years	5 to 9 years	10 to 14 years	15 to 19 years	20 to 24 years	25 to 29 years	30 to 34 years	35 to 39 years	40 to 44 years	45 to 49 years	50 to 54 years	55 to 59 years	60 to 64 years	65 to 69 years	70 years and over	Age unknown
MISSISSIPPI—Continued																						
	III.—Diseases of the nervous system and of the organs of special sense.....	White..... Colored.....	849 924	23 30	6 6	4 11	2 3	3 2	9 14	9 12	15 20	12 20	13 20	14 27	45 94	90 192	142 168	206 145	248 144	8 16		
70	Encephalitis.....	(W..... C.....)	13 9	2						2			1	1	2	1	3		1			
71a	Simple meningitis.....	(W..... C.....)	17 24	3	4	1	1		2	3		1	1		2	1						
71b	Nonepidemic cerebrospinal meningitis.....	(W..... C.....)	7 1	3	1			1	3	1	2				1				1			
72	Tabes dorsalis (locomotor ataxia).....	(W..... C.....)	3 9											1			2	2	1			
73	Other diseases of the spinal cord.....	(W..... C.....)	26 18						1		2		1	1	3	3	2	4	5	1	8	
74a	Cerebral hemorrhage.....	(W..... C.....)	591 618		1	2	1		1	1	1	3	7	5	25	60	112	170	197	8		
74b	Cerebral embolism and thrombosis.....	(W..... C.....)	11 9				1			2		3	2		2	1	1	1	1	4	10	
75	Paralysis without specified cause.....	(W..... C.....)	52 92					1	1		1	1	1	4	13	18	20	15	21	3		
76	General paralysis of the insane.....	(W..... C.....)	40 10								2	2	2	6	7	11	6	4		2		
77	Other forms of mental alienation.....	(W..... C.....)	10 10							2	1	1	1	4	1	2	2		2			
78	Epilepsy.....	(W..... C.....)	31 37	2 3				1	4	7	5	4	1	1	1	6	2	3	1			
79	Convulsions (nonpuerperal; 5 years and over).....	(W..... C.....)	1 8						1													
80	Infantile convulsions (under 5 years).....	(W..... C.....)	20 1	12	2	4	1	1														
81	Chorea.....	(W..... C.....)	7 2							1						1	1	2	2			
82	Neuralgia and neuritis.....	(W..... C.....)	10 2						1							1	1	1	2	6		
83	Softening of the brain.....	(W..... C.....)	20 20	1					1	1	1		1	1	1	5	2	5	2	1		
84	Other diseases of the nervous system.....	(W..... C.....)	17 9	3	1	2			2		3	2	1	1	1	6	2	2	2	1	1	
85	Diseases of the eye and annexa.....	(W..... C.....)	16 4	2	1				3	2	1	1	1	1	1		1	2	1			
86a	Diseases of the ear.....	(W..... C.....)	17 9	3	1	2			2		3	2	1	1	1		1	1	2			
86b	Diseases of the mastoid process.....	(W..... C.....)	16 4	2	1				3	2	1	1	1	1	1		1	2	1			
	IV.—Diseases of the circulatory system.....	White..... Colored.....	1,336 1,441	4 3	1	3	2	1 3	8 12	6 13	8 23	9 28	21 52	19 50	61 156	116 255	198 278	379 244	487 299	13 25		
87	Pericarditis.....	(W..... C.....)	5 11										2		1	3	2	3	1			
88	Endocarditis and myocarditis (acute).....	(W..... C.....)	29 44	1		1		2	3	2	3	1	3	3	7	10	4	4	2	2		
89	Angina pectoris.....	(W..... C.....)	127 32						1				2	2	7	19	29	40	25	4		
90	Other diseases of the heart.....	(W..... C.....)	991 1,198	3		2	2	1 3	4 9	5 11	7 19	8 23	18 39	13 59	40 133	89 225	145 247	286 204	361 224	7 22		
91a	Aneurysm.....	(W..... C.....)	12 16										2	1	1	3	2	3	4			
91b,c	Other diseases of the arteries.....	(W..... C.....)	144 110												2	2	17	37	84	2		
92	Embolism and thrombosis (not cerebral).....	(W..... C.....)	15 8									2	2	1	2	2		6	4			
93	Diseases of the veins.....	(W..... C.....)	2 1												2				1			
94	Diseases of the lymphatic system.....	(W..... C.....)	2 3		1						1	1						1				
95	Hemorrhage without specified cause.....	(W..... C.....)	2 2					1								1		1				
96	Other diseases of the circulatory system.....	(W..... C.....)	7 16											1	1	1	4	3	2	4	1	
	V.—Diseases of the respiratory system.....	White..... Colored.....	797 1,137	141 207	42 71	16 31	12 22	15 16	22 30	13 35	30 55	25 79	19 60	15 54	55 99	54 128	72 74	105 72	156 86	5 18		
97a	Diseases of the nasal fossae.....	(W..... C.....)	2 11	1 7			1									1		1	1			
97b	Diseases of the nasal fossae annexa.....	(W..... C.....)	3 4								2	1	1	1	1							
98	Diseases of the larynx.....	(W..... C.....)	4 1	1				1							1	1						
99a	Acute bronchitis.....	(W..... C.....)	10 5	1	1		1	1						1	1				5			
99b	Chronic bronchitis.....	(W..... C.....)	11 4			1						1							9			
99c,d	Bronchitis (unspecified).....	(W..... C.....)	18 6	8	2	1			7	2	2	2	1		6	1	1	3	6			
100a	Broncho-pneumonia.....	(W..... C.....)	219 227	83 71	13 37	8 13	4 4	2 6	7 10	5 5	6 7	2 5	4		6	4	13	22	49	1		
100b	Capillary bronchitis.....	(W..... C.....)	3 2	2 1	1				1													
101a	Lobar pneumonia.....	(W..... C.....)	442 720	37 81	21 21	7 11	5 14	8 9	10 15	8 23	22 45	22 64	15 49	11 46	40 71	46 103	50 46	68 48	69 61	3 13		
101b	Pneumonia (unspecified).....	(W..... C.....)	43 122	7 44	5 9	1 5	2		2 4	5 5	1 4	1	3	2	11	8	5	3	6	1		
102	Pleurisy.....	(W..... C.....)	7 5		1			1	1			1		1	1	1						
103	Congestion and hemorrhagic infarct of the lung.....	(W..... C.....)	12 1	2				1							1	1		1	7			
104	Gangrene of the lung.....	(W..... C.....)	1 1									1					1					
105	Asthma.....	(W..... C.....)	15 12				1		1						3	1	2	4	3			
106	Pulmonary emphysema.....	(W..... C.....)	1 1													1		1	2			
107	Other diseases of the respiratory system (tuberculosis excepted).....	(W..... C.....)	8 12		1	1			1		1	1	1	1	2	2	2	2	1			

233

List No.	CAUSE OF DEATH	All deaths	Under 1 year	1 year	2 years	3 years	4 years	5 to 9 years	10 to 14 years	15 to 19 years	20 to 24 years	25 to 29 years	30 to 34 years	35 to 44 years	45 to 54 years	55 to 64 years	65 to 74 years	75 years and over	Age unknown	
MISSISSIPPI—Continued																				
	VI.—Diseases of the digestive system	White..... Colored.....	882 977	170 216	128 132	37 42	18 10	9 8	35 21	27 25	41 37	27 52	21 40	26 43	47 71	69 119	69 76	68 49	86 32	4
108	Diseases of the mouth and annexa	W..... C.....	7 10	1	1				1							1				
109b	Other diseases of the pharynx, tonsils	W..... C.....	21 34	2 5	2 1	1 2			4 5	1	2 3	1 1	1 3	1	3	3 6	2 2	1 9	1 5	
111a	Ulcer of the stomach	W..... C.....	31 27								2	1 2				3 6	2 3			
111b	Ulcer of the duodenum	W..... C.....	21 2										1 4	2 4	2 4	6 5	5 4			
112	Other diseases of the stomach (cancer excepted)	W..... C.....	56 89	5 10	3	2	1	1	1	3	2		2 9	2 6	3 7	6 4	3 10	3 9	13 7	
113	Diarrhea and enteritis (under 2 years)	W..... C.....	258 320	143 192	115 128															
114	Diarrhea and enteritis (2 years and over)	W..... C.....	105 81			30 32	11 7	4 2	4 5	4 1	2 1	2 4	2 1	2 2	4 5	2 4	8 5	8 7	23 6	
115	Ankylostomiasis	W..... C.....	2							2										
116	Diseases due to other intestinal parasites	W..... C.....	2			1				1										
117	Appendicitis and typhlitis	W..... C.....	147 141		2	1	3	1	18 6	15 12	27 17	15 22	10 9	10 12	12 19	9 21	13 16	3 3	7 3	1
118a	Hernia	W..... C.....	14 25	2		1		1			1	1	1	2	3	1 4	3 4	3 6	3 9	1
118b	Intestinal obstruction	W..... C.....	83 94	13 5	4 2	1 3	1	3 1	4 1	2 1	2 9	5 6	2 7	6 7	5 7	11 17	9 10	6 6	9 5	
119	Other diseases of the intestines	W..... C.....	15 17	2 1			1	1	1 1	1 1	1 1	1 3	2 2	2 2	1 1	1 1	2 1	1 2	2 1	
120	Acute yellow atrophy of the liver	W..... C.....	3							1					1	1	1			
122	Cirrhosis of the liver	W..... C.....	44 55						1	2	2	1	3	2	2	6 16	11 7	11 3	13 4	
123	Biliary calculi	W..... C.....	16 8											1	3	5 3	1 1	1 1		1
124	Other diseases of the liver	W..... C.....	44 50	1 2				2		1 2	1 1	3 3	3 3	3 3	5 7	15 9	12 9	10 4	8 1	
125	Diseases of the pancreas	W..... C.....	3 1							1						1 1				
126	Peritonitis without specified cause	W..... C.....	10 22	2 1		1 2		1		4	3	1	2 3	2	2	1 4	1		1	
	VII.—Nonvenereal diseases of the genito-urinary system and annexa	White..... Colored.....	1,002 1,531	15 3	1 7	3 5	2 3	4 3	4 14	6 9	7 24	13 46	17 50	24 56	59 163	68 276	150 297	297 251	325 295	7 29
128	Acute nephritis (including unspecified under 10 years)	W..... C.....	72 145	8 3		5	1	3	2	2	2	5	5	7	5	9	10	13		
129	Chronic nephritis (including unspecified 10 years and over)	W..... C.....	789 1,223		4	1	1	2	9	10	10	10	10	8	29	17	6	6	5	
131	Other diseases of the kidneys and annexa	W..... C.....	48 24	7	1 2	2	1	3	4	8	16	32	35	108	235	264	228			

MISSISSIPPI—Continued

MORTALITY STATISTICS

TABLE 8.—DEATHS (EXCLUSIVE OF STILLBIRTHS) FROM EACH CAUSE, BY AGE, IN THE REGISTRATION AREA AND EACH REGISTRATION STATE: 1928—Continued

List No.	CAUSE OF DEATH	All deaths	Under 1 year	1 year	2 years	3 years	4 years	5 to 9 years	10 to 14 years	15 to 19 years	20 to 24 years	25 to 29 years	30 to 34 years	35 to 44 years	45 to 54 years	55 to 64 years	65 to 74 years	75 years and over	Age unknown
MISSISSIPPI—Continued																			
	X.—Diseases of the bones and of the organs of locomotion.....	White 11 Colored 18		3	2	1	1	3	2	2	1	1		2	2	3	1		
155	Diseases of the bones (tuberculosis excepted).....	W 11 C 14		3	2	1		3	2	2	1	1		2	1		1		
156	Diseases of the joints (tuberculosis and rheumatism excepted).....	W 3 C 1				1	1		1		1			3	1	2			
157	Amputations.....	W 1 C 1														1			
	XI.—Malformations.....	White 61 Colored 18	57	1		1		2	2	1									
159a	Congenital hydrocephalus.....	W 7 C 2	5	1				1											
159b	Congenital malformations of the heart.....	W 39 C 2	37			1		1											
159c	Other congenital malformations.....	W 15 C 14	15					2	1										
	XII.—Early infancy.....	White 561 Colored 382	561																
160	Congenital debility, icterus, sclerosis.....	W 74 C 79	74																
161a	Premature birth.....	W 385 C 223	385																
161b	Injury at birth.....	W 73 C 37	73																
162	Other diseases peculiar to early infancy.....	W 29 C 39	29																
163	Lack of care.....	W 4 C 4	4																
164	XIII.—Old age (senility).....	White 141 Colored 243													1	2	15	124	1
	XIV.—External causes.....	White 799 Colored 1,121	25	20	15	9	13	32	27	80	88	73	51	86	90	55	54	67	14
	Suicide.....	W 74 C 15								5	13	3	2	15	18	13	3	2	
165	By poisons (gas or corrosives excepted).....	W 8 C 2								1	2	1		1	4		1	1	
166	By corrosive substances.....	W 2 C 1										1							
167	By poisonous gas.....	W 5 C 2									1					1	1		
168	By hanging or strangulation.....	W 1 C 1												2					
169	By drowning.....	W 1 C 44													1				
170	By firearms.....	W 9 C 5								4	8	2	2	6	11	9	1	1	
171	By cutting or piercing instruments.....	W 2 C 2												1	2	2	1		
174	By other means.....	W 85 C 364	2	1							1			1					
	Homicide.....	W 70 C 276						1	1	25	91	68	49	16	31	13	6	3	
197	By firearms.....	W 4 C 50								18	68	48	39	57	25	9	3	8	
198	By cutting or piercing instruments.....	W 11 C 38	2							6	16	10	6	3	2	2			
199	By other means.....	W 640 C 742	23	19	15	9	13	32	27	71	62	59	37	55	60	37	45	65	11
175	Poisoning by food.....	W 15 C 16	4	1	1					1		1	1	2	1	3	1	1	
176	Poisoning by venomous animals.....	W 1 C 1																	
177	Other acute poisonings (gas excepted).....	W 26 C 16	8	1	1			2	2	1	3	3	1	3	2	3	1		
178	Conflagration.....	W 10 C 39	7	3	1	1	3	5	2	2	2	2	2	2	2	2	1	1	
179	Burns, (conflagration excepted).....	W 87 C 116	3	4	6	2	4	10	2	3	5	5	4	6	2	1	1	9	
180	Mechanical suffocation.....	W 8 C 17	8		12	8	4	17	5	6	5	3	3	10	8	5	8	7	2
181	Absorption of irrespirable, irritating, or poisonous gas.....	W 3 C 2						1			1		1						
182	Drowning.....	W 49 C 69		1	2	2	1	7	3	8	6	4	4	5	1	3	2		
183	Traumatism by firearms (except in war).....	W 35 C 115	1		1			4	5	10	4	3	1	3	5	1	1	1	
184	Traumatism by cutting or piercing instruments.....	W 6 C 10	1		2		2	3	7	28	28	7	8	17	9	1	1	1	
185	Traumatism by fall.....	W 86 C 40	1							1	1	2	2	1	4	1	21	48	
186a	Traumatism in mines.....	W 1 C 1	4	4			1	2	3					4	6			7	
187	Traumatism by machines.....	W 26 C 17								3	6	2	2	4	6	1	1		
188a	Railroad accidents.....	W 56 C 63		1			1	2	2	9	8	9	4	8	5	5	3		
	Collision with automobiles.....	W 24 C 12					1	1	2	5	12	5	9	12	5	2	4	1	
	Other railroad accidents.....	W 32 C 51		1				1	2	4	6	5	2	4	3	3	2		
188b	Street-car accidents.....	W 1 C 1												1					
	Collision with automobiles.....	W 1 C 1																	
188c	Automobile accidents (excluding collision with railroad trains and street cars).....	W 152 C 101	1	2		3	3	7	6	23	20	22	8	9	16	15	8	3	6

CAUSES OF DEATH, BY AGE

235

TABLE 8.—DEATHS (EXCLUSIVE OF STILLBIRTHS) FROM EACH CAUSE, BY AGE, IN THE REGISTRATION AREA AND EACH REGISTRATION STATE: 1928—Continued

List No.	CAUSE OF DEATH	All deaths	Under 1 year	1 year	2 years	3 years	4 years	5 to 9 years	10 to 14 years	15 to 19 years	20 to 24 years	25 to 29 years	30 to 34 years	35 to 39 years	40 to 44 years	45 to 49 years	50 to 54 years	55 to 59 years	60 to 64 years	65 to 69 years	70 years and over	Age unknown
MISSISSIPPI—Continued																						
XIV.—External causes—Continued.																						
188d	Accidental, other, or undefined—Con.																					
	Airplane and balloon accidents	1								1												
188e,f	Injuries by other vehicles	10					1		1	3	1	1							1			
		15							1	3	2	2							3		1	
188g	Landslide, other crushing	6																				
		6																				
189	Injuries by animals (not poisoning)	4																				
		5																				
193	Excessive cold	1																				
		3																				
194	Excessive heat	6																				
		6																				
195	Lightning	5																				
		6																				
196	Other accidental electric shocks	4																				
		2																				
201	Fracture (cause not specified)	10																				
		10																				
202	Other external violence	66	4	3	2	2		2	6	2	2	4	5	5	7	9	3	1	1	1	1	1
		66	3	4	2	2	1	1	2	6	9	5	5	7	9	9	3	3	3	1	1	3
XV.—Ill-defined diseases.																						
	(White)	613	200	19	5	4	2	8	3	10	18	8	6	23	30	51	103	111				
	(Colored)	2,624	803	88	33	12	17	46	30	70	80	89	57	162	247	228	227	103	111	391	12	44
204	Sudden death	66	4	1		1				1			1	2	4	8	32	11				
		153	16	3				5	1	2	3	4	5	17	26	22	17	30				
205a	Ill-defined	65	5	1						1	2	2	2	5	10	9	12	13				
		136	16	8				1	1	5	4	2	7	12	17	20	18	17				
205b	Not specified or unknown	482	191	17	5	3	2	7	3	8	16	6	3	16	16	34	59	87				
		2,335	771	77	30	11	16	40	28	63	73	88	45	133	204	186	192	344				

MISSOURI

All causes		45,268	4,155	877	407	292	206	692	561	962	1,263	1,294	1,314	3,650	4,890	6,596	8,432	9,680	97
I.—Epidemic, endemic, and infectious diseases		7,067	568	303	170	119	89	259	177	347	492	465	364	846	742	611	713	794	8
1	Typhoid and paratyphoid fever	247	2	3	3	7	3	20	33	33	30	24	13	25	22	20	8	1	
4	Malta fever	1																	
5	Malaria	156	12	11	4	6	2	10	5	11	8	7	4	14	15	12	21	14	
6	Smallpox	7	1																
7	Measles	126	23	36	15	10	8	19	2	1	4	2							
8	Scarlet fever	88	6	9	9	10	11	24	4	3	5	1	2	2					
9	Whooping cough	238	132	61	21	4	5	11	3	1									
10	Diphtheria	204	10	28	35	26	19	60	9	2	1	5	1	3	2				
11a	Influenza (with pulmonary complications)	1,352	146	46	22	21	14	28	22	41	35	32	33	119	108	126	220	338	1
11b	Influenza (other and unspecified)	784	76	20	16	5	5	14	18	20	13	12	19	48	47	64	133	273	1
13	Mumps	3																	
15	Cholera nostras	8																	
16	Dysentery	153	25	28	12	6			2	2		2	3	1	3	1	23	38	
19	Spirochetal hemorrhagic jaundice	3																	
21	Erysipelas	86	27	4			1	1	2	2	1		2	3	7	14	18	9	
22	Acute anterior poliomyelitis	24	3	2	4	3		3	3	2									
23	Lethargic encephalitis	42	1	1		1		3	1	2			2	3	10	6	7	4	
24	Meningococcus meningitis	150	12	11	4	7	3	16	17	21	10	9	4	18	13	3	1	1	
25	Other epidemic and endemic diseases	4																	
28	Rabies	4																	
29	Tetanus	48	5	2	1	2	2	7	8	3	1		2	5	3	4	3		
30	Mycoses	5																	
31	Tuberculosis (all forms)	2,929	29	35	20	9	12	39	43	188	355	345	258	530	449	282	234	98	3
32	Of the respiratory system	2,630	14	17	7	6	5	15	35	171	334	321	235	487	409	268	216	87	3
	Of the meninges, central nervous system	69	11	12	9	1	4	10	2	4	4	3	4	4	2	1	1	1	
33	Of the intestines, peritoneum	79		1	1		2	3	5	4	6	7	9	14	15	4	6	2	
34	Of the vertebral column	36							1	2	2	3	3	6	8	2	3		
35	Of the joints	8							1	2			1	1	1	1			
36	Of other organs	41		2		2		2	2	1	2	4	1	1	6	4	5	4	
37a	Disseminated (acute)	59	4	3	2			5		6	7	6	6	8	6	2	1	3	
37b	Disseminated (chronic or unspecified)	7											1	2	2		2		
38	Syphilis	315	47	2	1			1	2	3	10	16	14	62	52	58	41	5	1
40	Gonococcus infection	53	3						1	8	13	6	5	5	8	3	1	1	
41	Purulent infection, septicemia	36	4	2		1	1	2	1	2	2	3	2	4	2	2	4	2	2
42	Other infectious diseases	1														1			
II.—General diseases not included in Class I.		5,482	75	16	10	12	3	39	28	37	50	87	120	446	921	1,366	1,349	913	10
Cancer and other malignant tumors		3,865	3	1	2	2	2	8	4	12	18	31	59	285	665	1,014	1,009	743	7
43	Of the buccal cavity	152							1		1			7	27	36	46	34	
44	Of the stomach, liver	1,353									2	7	10	47	187	377	416	302	5
45	Of the peritoneum, intestines, rectum	532						1		2	2	6	12	44	74	143	151	97	
46	Of the female genital organs	542						1		2	2	6	16	94	141	137	97	46	
47	Of the breast	323										2	5	38	92	90	54	41	1
48	Of the skin	142								3				3	16	19	37	64	
49	Of other or unspecified organs	821	3	1	2	2	2	6	3	5	11	10	16	52	128	212	208	159	1
50	Tumors, benign and unqualified (tumors of the female genital organs excepted)	26	1	1	1									6	4	3	5	4	
51	Acute rheumatic fever	61	1	2	2	4		3	8	2	2		4	4	6	5	9	9	
52	Chronic rheumatism, osteoarthritis, gout	56						1		1	1	2	3	2	6	8	21	11	

List No.	CAUSE OF DEATH	All deaths	Under 1 year	1 year	2 years	3 years	4 years	5 to 9 years	10 to 14 years	15 to 19 years	20 to 24 years	25 to 29 years	30 to 34 years	35 to 44 years	45 to 54 years	55 to 64 years	65 to 74 years	75 years and over	Age unknown
MISSOURI—Continued																			
II.—General diseases not included in Class I—Continued.																			
53	Scurvy	3	2	1															
54	Pellagra	36							2		1	2	5	9	8	4	3	1	1
56	Rickets	8	3	4	1														
57	Diabetes mellitus	698	1		1	2	1	8	9	10	4	18	13	46	84	186	205	109	1
58a	Pernicious anemia	140		1	1			1	1	1	4	2	1	5	30	41	32	20	
58b	Other anemias and chlorosis	20	3	1				1			2	2	1	1	3	3	2	1	
59	Diseases of the pituitary gland	3									1				1	1			
60a	Exophthalmic goiter	168						1		4	9	7	13	27	40	42	22	3	
60b	Other diseases of the thyroid gland	27	5	1				1			2	1		2	3	5	4	3	
61	Diseases of the parathyroid glands	4	2						1						1				
62	Diseases of the thymus gland	48	36	3	1	1		4	1		1								
63	Diseases of the adrenals (Addison's disease)	9											3			2	2	2	
64	Diseases of the spleen	5														4	1	1	
65a	Leukemia	79	2		1	2		7		4	2	4	9	7	12	12	16	1	
65b	Hodgkin's disease	33						1	1		1	3	3	8	4	5	6	1	
66	Alcoholism (acute or chronic)	139									1	8	8	36	46	30	7	2	1
67a	Chronic lead poisoning	4										1				1	1		
68	Chronic poisoning by organic substances	37												1					
69	Other general diseases	4	16	1		1		3	1	3	1	2	1	5	2	4	4	3	
III.—Diseases of the nervous system and of the organs of special sense		4,497	97	23	18	11	15	54	26	51	48	50	79	237	465	781	1,184	1,347	11
70	Encephalitis	46	4	2	1	2		3	1	1	5	3	2	6	5		9	2	
71a	Simple meningitis	103	14	8	6	4	5	9	4	7	10	6	5	9	5	7	2	2	
71b	Nonepidemic cerebrospinal meningitis	18	1	2	1			5	2	3		1	1				1		
72	Tabes dorsalis (locomotor ataxia)	84											2	6	19	22	20	6	
73	Other diseases of the spinal cord	127	1		1	1		1	1	1	2	1	10	15	26	35	30	1	
74a	Cerebral hemorrhage	3,050	7	1		2		4		6	9	9	20	79	271	581	938	1,116	7
74b	Cerebral embolism and thrombosis	95					1	2		3	1		2	3	12	14	25	31	
75	Paralysis without specified cause	210	2						1	1			1	7	16	24	65	92	2
76	General paralysis of the insane	227							2		4	18	64	64	41	60	14		
77	Other forms of mental alienation	49							2	4	1	6	12	12	8				
78	Epilepsy	108						2	3	9	10	8	14	17	15	15	6		
79	Convulsions (nonpuerperal; 5 years and over)	5						2	2						1				
80	Infantile convulsions (under 5 years)	17	16	1															
81	Chorea	2						1		1									
82	Neuralgia and neuritis	9								1			1	1			2	4	
83	Softening of the brain	27									2			1	3	6	5	10	
84	Other diseases of the nervous system	159	3	2		1	2	4	6	4	4	7	6	20	18	27	32	23	
86a	Diseases of the ear	91	31	1	1	1	3	11	4	9	2	4	4	2	6	4	6	2	
86b	Diseases of the mastoid process	70	18	6	8		4	10	2	4	1	2	1	6	2	2	1	2	1
IV.—Diseases of the circulatory system		8,253	22	7	5	6	6	39	44	64	71	84	101	440	851	1,445	2,249	2,803	16
87	Pericarditis	57	1	1		1		2		1	2	1	2	3	8	11	11	13	
88	Endocarditis and myocarditis (acute)	244	4	2	3	2	2	8	11	6	14	14	7	42	26	32	38	33	
89	Angina pectoris	460							1		1	3	2	19	55	98	164	115	2
90	Other diseases of the heart	6,508	14	3	2	3	4	28	31	55	49	63	84	331	685	1,167	1,796	2,180	13
91a	Aneurysm	113											1	22	34	24	22	9	
91b,c	Other diseases of the arteries	736									1			11	23	83	187	431	1
92	Embolism and thrombosis (not cerebral)	105	2	1						1	4	2	4	11	14	24	26	16	
93	Diseases of the veins	19								1				1	3	4	4	5	
94	Diseases of the lymphatic system	2	1					1		1			1						
95	Hemorrhage without specified cause	2							1			1							
96	Other diseases of the circulatory system	7										1				3	2	1	
V.—Diseases of the respiratory system		4,467	663	216	88	55	27	81	52	69	111	111	126	336	362	481	672	1,006	11
97a	Diseases of the nasal fossae	6	2	1												1	2	2	
97b	Diseases of the nasal fossae annexa	20	2					1		2	1	2		3	5	2			
98	Diseases of the larynx	12	1	3	1		2	2				1	1	1					
99a	Acute bronchitis	59	19	5		1		1				1			1	1	3	27	
99b	Chronic bronchitis	125	1	1				1	1		2		1	4	6	15	34	59	
99c,d	Bronchitis (unspecified)	25	5	1									1			3	3	12	
100a	Broncho-pneumonia	1,589	441	127	45	30	14	24	15	15	23	14	19	58	81	102	178	400	3
100b	Capillary bronchitis	37	11	3			1	1		2	1	2	1	2		2	3	8	
101a	Lobar pneumonia	2,332	158	68	31	22	7	47	30	49	78	83	94	252	249	322	402	435	5
101b	Pneumonia (unspecified)	58	6	2	1	1		3	2		1	1		2	2	3	10	23	1
102	Pleurisy	76	5	5	9	1	2	1	3	2	2	3	4	8	8	11	6		
103	Congestion and hemorrhagic infarct of the lung	27	5																
104	Gangrene of the lung	4							1				1		1	2	3	14	1
105	Asthma	49	1								1		2						
106	Pulmonary emphysema	8	1											1	5	9	19	10	1
107	Other diseases of the respiratory system (tuberculosis excepted)	40	5				1				1	5	1	5	4	7	5	6	
VI.—Diseases of the digestive system		3,308	598	221	75	42	27	82	94	84	81	104	110	316	380	390	383	319	2
108	Diseases of the mouth and annexa	39		3		1	1	3	2	1	3		1	6	8	5	2	3	
109b	Other diseases of the pharynx, tonsils	135	4	5	1	5	3	20	5	16	9	14	10	13	9	13	3	5	
110	Diseases of the esophagus	3											1		1	1			
111a	Ulcer of the stomach	175	1						1	1	5	7	8	25	40	32	31	24	
111b	Ulcer of the duodenum	57								1	1	2	1	17	12	14	6	3	
112	Other diseases of the stomach (cancer excepted)	182	68	10	4	1	1	2	1	1		5	1	8	11	13	21	35	
113	Diarrhea and enteritis (under 2 years)	669	477	192															

CAUSES OF DEATH, BY AGE

237

TABLE 8.—DEATHS (EXCLUSIVE OF STILLBIRTHS) FROM EACH CAUSE, BY AGE, IN THE REGISTRATION AREA AND EACH REGISTRATION STATE: 1928—Continued

List No.	CAUSE OF DEATH	All deaths	Under 1 year	1 year	2 years	3 years	4 years	5 to 9 years	10 to 14 years	15 to 19 years	20 to 24 years	25 to 29 years	30 to 34 years	35 to 44 years	45 to 54 years	55 to 64 years	65 to 74 years	75 years and over	Age unknown
MISSOURI—Continued																			
VI.—Diseases of the digestive system—Continued.																			
114	Diarrhea and enteritis (2 years and over)	245			64	25	14	8	1	3		4	3	8	12	7	43	52	1
116	Diseases due to other intestinal parasites	2																	
117	Appendicitis and typhlitis	563	2		2	5	2	41	72	49	39	44	43	100	76	51	24	12	
118a	Hernia	120	2	1							2	5	1	7	19	24	30	29	
118b	Intestinal obstruction	233	29	6	1	4	1	6	9	3	9	8	25	21	32	43	30		
119	Other diseases of the intestines	56	2	1	2	1	1	1		1	1	4	6	5	10	10	10	1	
120	Acute yellow atrophy of the liver	20	1	1					1				1	2	3	1	5	1	
122	Cirrhosis of the liver	359	1		1				1		3	1	9	48	74	86	79	56	
123	Biliary calculi	165									5	4	4	22	40	39	31	20	
124	Other diseases of the liver	209	6						3	1	4	6	7	16	38	45	48	35	
125	Diseases of the pancreas	24									1	1	1	8	5	7	1		
126	Peritonitis without specified cause	52	5	2					2	1	3	1	7	5	6	10	6	4	
VII.—Nonvenereal diseases of the genito-urinary system and annexa																			
		5,374	18	4	4	8	5	18	21	33	46	66	98	385	659	986	1,387	1,626	10
128	Acute nephritis (including unspecified under 10 years)	160	8		1	4	4	8	7	7	3	7	9	20	25	21	17	19	
129	Chronic nephritis (including unspecified 10 years and over)	4,594		1	2	3	1	6	13	22	24	41	60	266	555	890	1,252	1,451	7
131	Other diseases of the kidneys and annexa	89	9	2	1	1		3	1				3	14	18	11	12	14	
132	Calculi of the urinary passages	30										1	2	6	4	9	4	4	
133	Diseases of the bladder	31											1	1	1	3	9	16	
134	Diseases of the urethra, etc.	11						1			2		2	3		2	1	1	
135	Diseases of the prostate	230													3	28	81	116	2
136	Nonvenereal diseases of the male genital organs	6	1	1										1	1		2		
137	Cysts, other benign tumors of the ovary	28									1	1	3	7	4	7	2	3	
138	Salpingitis and pelvic abscess (female)	69							4	10	9	11	19	11	3	2	2	1	
139	Benign tumors of the uterus	100								1	4	6	40	32	9	5	2	1	
140	Nonpuerperal uterine hemorrhage	3											1	1					
141	Other diseases of the female genital organs	23									4	3	1	7	4	3	1		
VIII.—The puerperal state																			
		442							57	88	73	95	123	6					1
143	Accidents of pregnancy	52							4	7	9	10	22						
144	Puerperal hemorrhage	44							1	3	3	14	21	2					
145	Other accidents of labor	41							4	4	9	8	14	2					
146	Puerperal septicemia	193							26	51	33	38	43	2					
147	Puerperal phlegmasia alba dolens, embolus, etc.	8								3		2	3						
148	Puerperal albuminuria and convulsions	103							22	20	19	22	19						1
149	Following childbirth (undefined)	1										1							
IX.—Diseases of the skin and of the cellular tissue																			
		109	10	2	1	1		1	3	4	3	4	4	4	7	14	17	33	1
151	Gangrene	47		1		1		1	1	1			1	1	5	7	27		
152	Furuncle	19	3						1	3	2		2	2	3	2	1		
153	Acute abscess	18	1	1	1				2	1		1	1	2	5	3			
154	Other diseases of the skin and annexa	25	6						1		1		1	4	1	5	5	1	
X.—Diseases of the bones and of the organs of locomotion																			
		46	7				3	5	7	5	3		2	3	3	4	3	1	
155	Diseases of the bones (tuberculosis excepted)	36	2				3	4	7	5	3		2		2	4	3	1	
156	Diseases of the joints (tuberculosis and rheumatism excepted)	8	4					1						3					
158	Other diseases of the organs of locomotion	2	1												1				
XI.—Malformations																			
		335	300	21	2		1	6	4	1									
159a	Congenital hydrocephalus	38	23	10	2		1	1	1										
159b	Congenital malformations of the heart	189	176	8			3	2											
159c	Other congenital malformations	103	101	3				2	1	1									
XII.—Early infancy																			
		1,572	1,572																
160	Congenital debility, icterus, sclerema	152	152																
161a	Premature birth	1,037	1,067																
161b	Injury at birth	248	248																
162	Other diseases peculiar to early infancy	104	104																
163	Lack of care	1	1																
164	XIII.—Old age (senility)	282														4	34	241	3
XIV.—External causes																			
		3,627	70	47	29	35	30	107	103	208	264	244	213	498	469	469	388	436	17
Suicide																			
165		586							2	18	31	41	42	108	105	124	84	29	2
	By poisons (gas or corrosives excepted)	43								5	2	5	2	7	8	7			
166	By corrosive substances	109							1	7	11	10	15	21	11	9	3	1	
167	By poisonous gas	53								1	3	4	1	6	10	16	10	2	
168	By hanging or strangulation	78									2	5	5	19	14	13	11	9	
169	By drowning	17											2	2	8	2	1	1	
170	By firearms	230							1	5	12	14	14	46	40	53	34	10	1

MORTALITY STATISTICS

TABLE 8.—DEATHS (EXCLUSIVE OF STILLBIRTHS) FROM EACH CAUSE, BY AGE, IN THE REGISTRATION AREA AND EACH REGISTRATION STATE: 1928—Continued

List No	CAUSE OF DEATH	All deaths	Under 1 year	1 year	2 years	3 years	4 years	5 to 9 years	10 to 14 years	15 to 19 years	20 to 24 years	25 to 29 years	30 to 34 years	35 to 44 years	45 to 54 years	55 to 64 years	65 to 74 years	75 years and over	Age unknown
MISSOURI—Continued																			
XIV.—External causes—Continued.																			
171	Suicide—Continued.																		
	By cutting or piercing instruments	36											1	1	4	9	9	8	4
172	By jumping from high places	16									1	2	2	3	1	5	2		
173	By crushing	2													2				
174	By other means	2														1	1		
197	Homicide	367	3					1	3	16	58	72	50	99	62	23	9		1
198	By firearms	263							3	8	36	53	38	63	41	16	4		1
	By cutting or piercing instruments	61																	
199	By other means	73	3					1		1	10	14	8	17	10	1			
175	Accidental, other, or undefined	2,644	67	47	29	35	30	106	98	174	175	131	121	291	302	322	295	407	14
176	Poisoning by food	38	2	3	1		3	2	2		1	1	1	4	5	4	2	6	1
177	Poisoning by venomous animals	6		2				1							1	1			
	Other acute poisonings (gas excepted)	61	3	8	3	3	5		1	1	4	5	5	7	10	2	2	2	
178	Conflagration	61	4	1			2			9	7	4	1	4	6	7	6	6	1
179	Burns (conflagration excepted)	132	3	10	8	11	7	8	7	5	9	2	5	10	7	15	13	12	
180	Mechanical suffocation	30	24							2		1	3						
181	Absorption of irrespirable, irritant, or poisonous gas	60				1		1	1	2	2	5	2	14	13	8	7	4	
182	Drowning	188		7	4		2	17	24	29	28	13	8	17	14	16	3	2	4
183	Traumatism by firearms (except in war)	99	1	1				6	11	24	16	4	5	12	8	6	3	1	1
184	Traumatism by cutting or piercing instruments	39			1	1	1	3	1	2		1		4	9	4	7	5	
185	Traumatism by fall	564	10	2	4	1		3	9	11	9	6	9	27	43	56	105	267	2
186a	Traumatism in mines	27								4	5	4	3	3	3	4	1		
186b	Traumatism in quarries	8												3	3	2			
187	Traumatism by machines	62						1	2	5	9	5	3	16	9	30	24	10	4
188a	Railroad accidents	199						1	7	13	8	14	17	43	26	30	6	1	
	Collision with automobiles	43					1	2	4	1	2	1	6	10	6	5	18	9	
	Other railroad accidents	156						2	3	12	6	13	11	33	20	25	7	7	
188b	Street-car accidents	53		1	1	2		1		3	3	9	3	5	5	3	1	2	
	Collision with automobiles	27								3	9	3	3	2	4	3	8	5	
	Other street-car accidents	26		1	1	2		1						3	1	4			
188c	Automobile accidents (excluding collision with railroad trains and street cars)	625	3	1	4	3	7	50	27	49	52	41	37	71	85	95	65	35	
188d	Airplane and balloon accidents	8								1	2	3	1	1					
188e,f	Injuries by other vehicles	49	3			1			1	5	3	1	1	4	4	6	17	4	
188g	Landslide, other crushing	10											1	3	2	1	1	1	
189	Injuries by animals (not poisoning)	22			1	3			2		3				2	3	4	4	
193	Excessive cold	14									1		1		3	3		4	
194	Excessive heat	2										1	1		5	3		4	
195	Lightning	16							1				1		13	3		4	
196	Other accidental electric shocks	25							1	1	5	1	1	3	5	2	1		
201	Fracture (cause not specified)	52											1	5	2	5	3	12	1
202	Other external violence	181	12	11	2	8	1	6	4	5	11	5	9	24	24	27	14	18	
	XV.—Ill-defined diseases	407	155	17	5	3		1	2	2	6	6	2	17	25	45	53	61	7
204	Sudden death	46	9	1				1			2	2		1	3	13	7	7	
205a	Ill-defined	95	16	6	3	1				1	1			6	8	13	17	20	2
205b	Not specified or unknown	266	130	10	2	2			1	1	3	4	2	10	14	19	29	34	5

MONTANA

	All causes	5,780	612	104	63	48	36	127	120	176	184	181	192	596	688	816	1,023	807	7
	I.—Epidemic, endemic, and infectious diseases	997	104	41	27	20	12	51	32	64	49	37	45	141	132	97	89	55	1
1	Typhoid and paratyphoid fever	16								1	3	3	1	3	4		1		
6	Smallpox	4	3													1			
7	Measles	8		2	2		1	2			1								
8	Scarlet fever	10		1	1		1	3	2										
9	Whooping cough	49	30	8	7	2		2											
10	Diphtheria	20			3	3	2	7	1	1		1		1	1				
11a	Influenza (with pulmonary complications)	236	27	7	4	4	2	15	5	11	8	5	11	26	27	26	31	26	1
11b	Influenza (other and unspecified)	130	20	3	3	2	2	5	2	6	4	4	3	12	12	11	19	22	
16	Dysentery	7	1	3												2			
19	Spirochetal hemorrhagic jaundice	1															1		
21	Erysipelas	13	7								1			2	1	1			
22	Acute anterior poliomyelitis	10				1	1	2	5		1								
23	Lethargic encephalitis	9		1						1		1		4	1				
24	Meningococcus meningitis	65	6	6	2	4	1	6	6	17	5	2	2	5	3	1			
25	Other epidemic and endemic diseases	10		1				2	1		3			1	1				
29	Tetanus	3											2						
30	Mycoses	1																	
	Tuberculosis (all forms)	357	7	9	5	4	1	6	9	25	20	18	24	74	72	47	32	4	
31	Of the respiratory system	311	2	4	3			5	7	20	18	17	19	72	66	42	32	4	
32	Of the meninges, central nervous system	19	4	3	1	2	1			2			2		2				
33	Of the intestines, peritoneum	12	1	1		1				3	1		1		1	4			
34	Of the vertebral column	2																	
35	Of the joints	1																	
36	Of other organs	5			1				1							1			
37a	Disseminated (acute)	7		1		1			1				2						
38	Syphilis	33	3			1					1			11	8	6	3	1	
40	Gonococcus infection	5								2				2	1				
41	Purulent infection, septicemia	10						1	1		1	2	1		1	1	1	1	

239.

List No.	CAUSE OF DEATH	All deaths	Under 1 year	1 year	2 years	3 years	4 years	5 to 9 years	10 to 14 years	15 to 19 years	20 to 24 years	25 to 29 years	30 to 34 years	35 to 44 years	45 to 54 years	55 to 64 years	65 to 74 years	75 years and over	Age unknown
	MONTANA—Continued																		
	II.—General diseases not included in Class I.....	694	8	1	3	2	2	3	11	7	7	9	16	67	118	182	176	82	
43	Cancer and other malignant tumors.....	449			1	1				2	1	5	6	34	82	129	125	63	
44	Of the buccal cavity.....	29										1		1	1	9	8	9	
45	Of the stomach, liver.....	178											4	11	22	52	65	24	
	Of the peritoneum, intestines, rectum.....	61				1					1								
46	Of the female genital organs.....	47													18	14	15	8	
47	Of the breast.....	31												10	12	14	7	4	
48	Of the skin.....	9										1		3	14	6	6	1	
49	Of other or unspecified organs.....	94			1					2		3	2	5	13	32	23	13	
50	Tumors, benign and unqualified (tumors of the female genital organs excepted).....	1	1																
51	Acute rheumatic fever.....	12				1	1	2	1	1				2	3			1	
52	Chronic rheumatism, osteoarthritis, gout.....	12						1		1				1	1	2	4	2	
53	Scurvy.....	1	1																
54a	Diabetes mellitus.....	97			1		1	1	4	1	1	1	3	7	13	25	29	10	
54b	Pernicious anemia.....	18							2					2	2	3	9		
55a	Other anemias and chlorosis.....	2				1													
55b	Exophthalmic goiter.....	21							1	1	2	1	1	4	4	1	2	2	
60a	Other diseases of the thyroid gland.....	6		1					1	1				2			1		
62	Diseases of the thymus gland.....	4	4																
63	Diseases of the adrenals (Addison's disease).....	3									1			1		1	2		
65a	Leukemia.....	10			1				2	1				3	1	2			
65b	Hodgkin's disease.....	2												1		1			
66	Alcoholism (acute or chronic).....	48										2	3	10	11	13	5	4	
67a	Chronic lead poisoning.....	1														1			
68	Chronic poisoning by organic substances.....	1													1				
69	Other general diseases.....	6	2										3				1		
	III.—Diseases of the nervous system and of the organs of special sense.....	404	7	5	3	4	1	9	2	9	5	7	2	38	50	89	147	116	
70	Encephalitis.....	12	1	1		1		3	1		1	1		2	1				
71a	Simple meningitis.....	10	1	2	1			1		1	1	1		2					
71b	Nonepidemic cerebrospinal meningitis.....	4				1		1							1				
72	Tabes dorsalis (locomotor ataxia).....	2								1									
73	Other diseases of the spinal cord.....	9					1	2						1	1		3		
74a	Cerebral hemorrhage.....	336			2									14	28	68	127	97	
74b	Cerebral embolism and thrombosis.....	18																	

MONTANA—Continued

MORTALITY STATISTICS

TABLE 8.—DEATHS (EXCLUSIVE OF STILLBIRTHS) FROM EACH CAUSE, BY AGE, IN THE REGISTRATION AREA AND EACH REGISTRATION STATE: 1928—Continued

List No.	CAUSE OF DEATH	All deaths	Under 1 year	1 year	2 years	3 years	4 years	5 to 9 years	10 to 14 years	15 to 19 years	20 to 24 years	25 to 29 years	30 to 34 years	35 to 44 years	45 to 54 years	55 to 64 years	65 to 74 years	75 years and over	Age unknown
MONTANA—Continued																			
VI.—Diseases of the digestive system—Continued.																			
114	Diarrhea and enteritis (2 years and over)	18			2	2	2	2	2						2	2	1	2	1
117	Appendicitis and typhlitis	124	2		1	3	4	12	11	16	10	6	13	16	17	7	5	1	
118a	Hernia	22	3	1										2	2	4	7	3	
118b	Intestinal obstruction	39	6					1		4	4			4	3	6	10	1	
119	Other diseases of the intestines	6												1	1	2	3		
120	Acute yellow atrophy of the liver	3						1					1	1					
122	Cirrhosis of the liver	38					1						2	3	5	14	7	6	
123	Biliary calculi	40										1	1	2	10	7	14	5	
124	Other diseases of the liver	23							1				3	1	3	8	4	3	
125	Diseases of the pancreas	6										1		2	3				
126	Peritonitis without specified cause	10		1					2		1			3	2	1			
VII.—Nonvenereal diseases of the genito-urinary system and annexa																			
		413	4	1		1		2	3	9	9	7	8	55	48	57	116	93	
128	Acute nephritis (including unspecified under 10 years)	23	4	1		1				2		2	2	4	6			1	
129	Chronic nephritis (including unspecified 10 years and over)	310						1	3	3	3	4	2	37	33	51	98	75	
131	Other diseases of the kidneys and annexa	7						1		1	1					2	1	1	
132	Calculi of the urinary passages	2								1							1		
133	Diseases of the bladder	3												1				2	
134	Diseases of the urethra, etc.	3													2		1		
135	Diseases of the prostate	30														3	13	14	
136	Nonvenereal diseases of the male genital organs	1												1					
137	Cysts, other benign tumors of the ovary	7								1	1		1	1	1		2		
138	Salpingitis and pelvic abscess (female)	9								1	3		2	3					
139	Benign tumors of the uterus	13										1		7	5				
141	Other diseases of the female genital organs	5									1		1	1	1	1			
VIII.—The puerperal state																			
		75							4	17	12	19	20		3				
143	Accidents of pregnancy	11									1	1	4	5					
144	Puerperal hemorrhage	9									1		2	5	1				
145	Other accidents of labor	8									3	1	2	2					
146	Puerperal septicemia	28								3	7	7	7	4					
147	Puerperal phlegmasia alba dolens, embolus, etc.	6								1	1	2		2					
148	Puerperal albuminuria and convulsions	13									4	1	4	2	2				
IX.—Diseases of the skin and of the cellular tissue																			
		14	1											2	3	3		5	
151	Gangrene	7													1	1		5	
152	Furuncle	1	1																
153	Acute abscess	5												2	1	2			
154	Other diseases of the skin and annexa	1													1				
X.—Diseases of the bones and of the organs of locomotion																			
		6						1	1					1		3			
155	Diseases of the bones (tuberculosis excepted)	6						1	1					1		3			
XI.—Malformations																			
		47	44	1	2														
159a	Congenital hydrocephalus	2	1	1															
159b	Congenital malformations of the heart	29	27		2														
159c	Other congenital malformations	16	16																
XII.—Early infancy																			
		274	274																
160	Congenital debility, icterus, sclerema	27	27																
161a	Premature birth	175	175																
161b	Injury at birth	52	52																
162	Other diseases peculiar to early infancy	20	20																
164	XIII.—Old age (senility)	50															9	41	
XIV.—External causes																			
		722	14	14	13	6	6	31	21	35	56	66	48	115	116	75	57	46	3
Suicide																			
		110									8	11	14	20	28	15	9	5	
165	By poisons (gas or corrosives excepted)	6									1		1	2		1		1	
166	By corrosive substances	15									3	1	3	1	5		2		
167	By poisonous gas	1												1					
168	By hanging or strangulation	14										3	2	2		2	3	2	
169	By drowning	2														1			
170	By firearms	63									4	6	6	12	18	11	4	2	
171	By cutting or piercing instruments	7											1	1	4	1			
172	By jumping from high places	2																	
	Homicide	44		1		1				2	6	4	4	6	7	12	3		
167	By firearms	35		1		1				2	4	4	3	7	8	3	2		
168	By cutting or piercing instruments	1												1					
169	By other means	8									2		2		4				
	Accidental, other, or undefined	568	14	13	13	5	6	31	21	33	42	51	28	88	76	57	46	41	3
175	Poisoning by food	1																	
176	Poisoning by venomous animals	1							1										
177	Other acute poisonings (gas excepted)	17		1	1		1		1			1	2	3	4	1	2		

CAUSES OF DEATH, BY AGE

241

TABLE 8.—DEATHS (EXCLUSIVE OF STILLBIRTHS) FROM EACH CAUSE, BY AGE, IN THE REGISTRATION AREA AND EACH REGISTRATION STATE: 1928—Continued

List No.	CAUSE OF DEATH	All deaths	Under 1 year	1 year	2 years	3 years	4 years	5 to 9 years	10 to 14 years	15 to 19 years	20 to 24 years	25 to 29 years	30 to 34 years	35 to 44 years	45 to 54 years	55 to 64 years	65 to 74 years	75 years and over	Age unknown
MONTANA—Continued																			
XIV.—External causes—Continued.																			
Accidental, other, or undefined—Con.																			
178	Conflagration	14			1			3	1			1		2	1	1	2	2	
179	Burns (conflagration excepted)	17		4		4	1	1		1	1	1	1	1					1
180	Mechanical suffocation	11	9						1					1					
181	Absorption of irrespirable, irritating, or poisonous gas	7								2					2				
182	Drowning	41	1	3	3		1	3	2	11	7	1		3	1	1	2	2	
183	Traumatism by firearms (except in war)	28			1			3	3	5	1	2	1	5	3	2			2
184	Traumatism by cutting or piercing instruments	9								1				1	3	2	1	1	
185	Traumatism by fall	66		1				2	1		3	1	4	7	8	8	9	22	
186a	Traumatism in mines	41								1	3	6	6	11	10	2	2		
187	Traumatism by machines	25			1			1	4		3	2	2	6	5	2		1	
188a	Railroad accidents	66	1		1			5	4	5	8	2	18	6	7	5		3	
	Collision with automobiles	21	1					4	1	1	4	2	1	3	1	2			
	Other railroad accidents	45						1		3	1	6	1	15	5	5	5	3	
188b	Street-car accidents	3								1		1						1	
	Collision with automobiles	2								1		1							
	Other street-car accidents	1																1	
188c	Automobile accidents (excluding collision with railroad trains and street cars)	118		3	1	1	2	8	2	5	13	13	4	14	21	14	10	7	
188d	Airplane and balloon accidents	6									3	1	2						
189e,f	Injuries by other vehicles	17			1			2	1			2		1	3	4	3		
189g	Landslide, other crushing	8			1						2			1	2		2		
189	Injuries by animals (not poisoning)	5														2	1	1	
193	Excessive cold	9						1							3	2	2		
194	Excessive heat	4	1											1		2			
195	Lightning	6										1	2			2			
196	Other accidental electric shocks	8								1		3		3	1				
201	Fracture (cause not specified)	3								1	1								
202	Other external violence	37	2	1	1		1	1	3	1	3	6	2	6	1	4	5		
XV.—Ill-defined diseases																			
204	Sudden death	5	2						1						1		1		
205a	Ill-defined	23	4						1	1				2	3	3	6	2	1
205b	Not specified or unknown	44	17	2	1	1			1	2		1	1	3	3	5	3	3	1
NEBRASKA																			
All causes																			
I.—Epidemic, endemic, and infectious diseases																			
Typhoid and paratyphoid fever																			
1	Malaria	24						2	4	3	5	2	1	1	4	1	1		
5	Measles	9	2	1	3			1		1					1				
7	Scarlet fever	41	4	1	4	5	5	6	5	3	2	4		2					
8	Whooping cough	44	29	9	4	1		1											
9	Diphtheria	54	2	4	4	5	5	17	6	2	1	1	1	4		1	1		
10	Influenza (with pulmonary complications)	511	58	25	11	6		9	11	13	14	12	10	42	27	25	88	160	
11a	Influenza (other and unspecified)	360	54	8	9	10	3	10	9	8	9	10	6	15	15	25	52	117	
11b	Mumps	3								2	1								
13	Cholera nostras	1																1	
15	Dysentery	8		1								1				1	4	1	
16	Spirochetal hemorrhagic jaundice	4					1	1		1				1					
19	Erysipelas	34	9		1					1		1	1	2	4	3	4	8	
21	Acute anterior poliomyelitis	8	1	1		1		2	1	2				1		3	1		
22	Lethargic encephalitis	10								1		1	1	1	2				
23	Meningococcus meningitis	25		4	2	1	2	3	4	1	2	2	1	2		1			
24	Other epidemic and endemic diseases	4		1				1		1				1					
25	Rabies	3			1			1											
28	Tetanus	7	1					1	2					1				2	
29	Mycoses	2												1				1	
30	Tuberculosis (all forms)	359	5	4	4	1	3	6	12	20	36	35	29	68	46	39	37	13	1
31	Of the respiratory system	306	1	1	2	1	2	4	11	18	32	32	26	58	39	33	32	13	1
32	Of the meninges, central nervous system	9	4	2	2		1				1	2	1	3	3	3	1		
33	Of the intestines, peritoneum	16						1		1	2	1	1						
34	Of the vertebral column	3												1	2				
35	Of the joints	3									1	1							
36	Of other organs	11		1					1	1			1	3		2	2		
37a	Disseminated (acute)	9						1				1	1	2		1	1		
37b	Disseminated (chronic or unspecified)	2																	
38	Syphilis	65	9					1		1	1	3	2	10	15	9	13	1	
40	Gonococcus infection	20								1	2	2	5	6	3		1		
41	Purulent infection, septicemia	12	2		1	1			1	1			3	1			1		
II.—General diseases not included in Class I.																			
Cancer and other malignant tumors																			
43	Of the buccal cavity	42												2	5	8	11	16	
44	Of the stomach, liver	495	1		1								3	1	12	47	114	191	125
45	Of the peritoneum, intestines, rectum	206		2				1	1				2	13	27	49	59	52	
46	Of the female genital organs	145							1			2	1	19	31	40	35	14	
47	Of the breast	111										1	4	19	32	17	25	13	
48	Of the skin	30												1	1	3	7	18	
49	Of other or unspecified organs	288	2			1	1	2	5	1	4	5	5	19	32	51	90	70	

MORTALITY STATISTICS

TABLE 8.—DEATHS (EXCLUSIVE OF STILLBIRTHS) FROM EACH CAUSE, BY AGE, IN THE REGISTRATION AREA AND EACH REGISTRATION STATE: 1928—Continued

List No.	CAUSE OF DEATH	All deaths	Under 1 year	1 year	2 years	3 years	4 years	5 to 9 years	10 to 14 years	15 to 19 years	20 to 24 years	25 to 29 years	30 to 34 years	35 to 44 years	45 to 54 years	55 to 64 years	65 to 74 years	75 years and over	Accumulated
NEBRASKA—Continued																			
II.—General diseases not included in Class I—Continued.																			
50	Tumors, benign and unqualified (tumors of the female genital organs excepted)	10	2						1					2	1		1	3	
51	Acute rheumatic fever	18			2	1		1	2		1			2	3	2	1	3	
52	Chronic rheumatism, osteoarthritis, gout	19							1			1	1		1	2	6	7	
54	Pellagra	3								1				2					
56	Rickets	2	2																
57	Diabetes mellitus	306	1		1	1	2	6	6	8	5	7	6	17	33	54	100	59	
58a	Pernicious anemia	55							2	1			1	4	4	15	20	8	
58b	Other anemias and chlorosis	13	1						1	2	2		1	1	1	1	1	2	
59	Diseases of the pituitary gland	3						1											
60a	Exophthalmic goiter	56							1		2	1	2	11	12	14	10	3	
60b	Other diseases of the thyroid gland	7	1	1					1		1				1		1	1	
61	Diseases of the parathyroid glands	1	1																
62	Diseases of the thymus gland	16	15	1															
63	Diseases of the adrenals (Addison's disease)	7											1		3	2	1		
64	Diseases of the spleen	1							1										
65a	Leukemia	31		3				3	2		1	2	1	5	4	4	6		
65b	Hodgkin's disease	11								1	1		1	3	1	1	1	2	
66	Alcoholism (acute or chronic)	37								1	1		4	8	11	7	4	1	
67a	Chronic lead poisoning	1														1			
68	Chronic poisoning by organic substances	1													1				
69	Other general diseases	18	6	1	1	1			2		1	2	1				1	2	
III.—Diseases of the nervous system and of the organs of special sense																			
		1,546	33	3	4	4	4	15	19	19	16	18	14	64	119	242	442	529	1
70	Encephalitis	17	3	1				3		2	1		2		2	2	1		
71a	Simple meningitis	16	4		2	1			3	1			1		1	1			
71b	Nonepidemic cerebrospinal meningitis	5	1							1	2				1				
72	Tabes dorsalis (locomotor ataxia)	11										1		1	2	4	2	1	
73	Other diseases of the spinal cord	54							2	4	2			4	7	10	15	10	
74a	Cerebral hemorrhage	1,070	3						1	1	3	1	2	22	68	175	340	455	
74b	Cerebral embolism and thrombosis	67	1					1	1	1	1	1	1	3	4	10	21	23	
75	Paralysis without specified cause	52											1		1	5	25	19	1
76	General paralysis of the insane	42								1			1	9	13	13	5		
77	Other forms of mental alienation	21									3			5	6	1	3	3	
78	Epilepsy	54				1	2	5	5	4	7	1		9	3	7	9	1	
79	Convulsions (nonpuerperal; 5 years and over)	1																1	
80	Infantile convulsions (under 5 years)	11	10			1													
82	Neuralgia and neuritis	2										1			1				
83	Softening of the brain	12															6	6	
84	Other diseases of the nervous system	60	2					1		2	1	3	5	6	6	14	12	8	
85	Diseases of the eye and annexa	2																2	
86a	Diseases of the ear	32	6	2		2	2	6	4	3				2	4		1		
86b	Diseases of the mastoid process	17	3		2		1	2	3	1		1		2			2		
IV.—Diseases of the circulatory system																			
		2,658	8	1	3	5	1	16	16	29	14	26	25	110	204	361	807	1,031	1
87	Pericarditis	19	1		1			2			1	1	1	2	2	2	3	3	
88	Endocarditis and myocarditis (acute)	86	3	1	1	1		5	4	1	1	6	8	18	12	2	11	12	
89	Angina pectoris	182								1			1	9	21	37	72	41	
90	Other diseases of the heart	2,054	3		1	4	1	9	12	27	10	18	13	73	149	288	636	809	1
91a	Aneurysm	33												1	4	6	14	7	
91b,c	Other diseases of the arteries	206												1	4	10	51	141	
92	Embolism and thrombosis (not cerebral)	64									2	1	1	4	10	14	17	15	
93	Diseases of the veins	10												2	1	2	3	2	
94	Diseases of the lymphatic system	1													1				
95	Hemorrhage without specified cause	2	1																
96	Other diseases of the circulatory system	1																1	
V.—Diseases of the respiratory system																			
		1,139	188	33	20	17	10	16	19	30	30	21	37	65	74	90	180	308	1
97a	Diseases of the nasal fossae	2								1	1						2		
97b	Diseases of the nasal fossae annexa	18	2					1		1	1	2	2	2	4	1	2		
98	Diseases of the larynx	6		1	1												1	3	
99a	Acute bronchitis	10	3					1						1			1	3	
99b	Chronic bronchitis	20								1							1	3	
99c,d	Bronchitis (unspecified)	11	2												1	1	2	5	
100a	Broncho-pneumonia	373	118	15	12	11	3	3	5	4	3	4	9	13	24	15	41	92	1
100b	Capillary bronchitis	5	3														1	1	
101a	Lobar pneumonia	544	44	12	5	4	5	10	11	18	22	12	22	45	34	56	104	140	
101b	Pneumonia (unspecified)	52	13	3	1			1	1	2	2	1	2	2	2	3	6	15	
102	Pleurisy	31	1	2		2		1	2	3	2	1	2	1	5	3	3	3	
103	Congestion and hemorrhagic infarct of the lung	34			1									1	1	1	5	25	
104	Gangrene of the lung	2																1	
105	Asthma	23									1				1	8	8	1	
106	Pulmonary emphysema	1															1		
107	Other diseases of the respiratory system (tuberculosis excepted)	7					1					1			2		1	2	

CAUSES OF DEATH, BY AGE

243

TABLE 8.—DEATHS (EXCLUSIVE OF STILLBIRTHS) FROM EACH CAUSE, BY AGE, IN THE REGISTRATION AREA AND EACH REGISTRATION STATE: 1928—Continued

List No.	CAUSE OF DEATH	All deaths	Under 1 year	1 year	2 years	3 years	4 years	5 to 9 years	10 to 14 years	15 to 19 years	20 to 24 years	25 to 29 years	30 to 34 years	35 to 44 years	45 to 54 years	55 to 64 years	65 to 74 years	75 years and over	Age unknown
NEBRASKA—Continued																			
	VI.—Diseases of the digestive system.....	1,165	137	51	27	15	8	59	40	50	36	36	42	118	134	139	144	128	1
108	Diseases of the mouth and annexe.....	7		1		1		2				1			1		1		
109b	Other diseases of the pharynx, tonsils.....	75	4	1	1	2		9	9	7	4	6	7	5	7		2	3	
111a	Ulcer of the stomach.....	64									1			6	18	15	12	8	
111b	Ulcer of the duodenum.....	39								2	2		2	5	9	9	5	4	1
112	Other diseases of the stomach (cancer excepted).....	38	10	2	2			1						4	2	3	6	8	
113	Diarrhea and enteritis (under 2 years).....	135	95	40															
114	Diarrhea and enteritis (2 years and over).....	73			22	7	5	3	1		1	1		3	4	6	5	15	
116	Diseases due to other intestinal parasites.....	2				1										1			
117	Appendicitis and typhlitis.....	308	2	1	2	4	2	38	26	34	25	19	21	51	36	24	14	9	
118a	Hernia.....	47	1									1		8	2	11	11	13	
118b	Intestinal obstruction.....	93	16	3				5	3	3	2	1	5	8	7	9	14	17	
119	Other diseases of the intestines.....	19	2	1			1			1				2	1	2	5	4	
120	Acute yellow atrophy of the liver.....	3	1					1							1				
122	Cirrhosis of the liver.....	93							2					4	18	13	30	26	
123	Biliary calculi.....	75								1		1		15	13	22	18	6	
124	Other diseases of the liver.....	68	1						1			3	2	7	12	12	16	14	
125	Diseases of the pancreas.....	6										1	1		2	2			
126	Peritonitis without specified cause.....	20	5	2				1			1	2			1	2	5	1	
	VII.—Nonvenereal diseases of the genito-urinary system and annexe.....	1,122	3	2	1	2	1	6	5	4	15	16	21	73	102	154	331	385	1
128	Acute nephritis (including unspecified under 10 years).....	43	3	2		2	1	4	2	2	1	1	2	6	3	5	4	5	
129	Chronic nephritis (including unspecified 10 years and over).....	847						1	3	2	9	12	10	39	66	121	271	312	1
131	Other diseases of the kidneys and annexe.....	30			1			1			1			5	3	4	6	9	
132	Calculi of the urinary passages.....	15										1			4	3	6	1	
133	Diseases of the bladder.....	11													1		2	8	
134	Diseases of the urethra, etc.....	6										1	1			2	1	1	
135	Diseases of the prostate.....	97												1	1	13	37	45	
137	Cysts, other benign tumors of the ovary.....	10								1		2		1	2		1	3	
138	Salpingitis and pelvic abscess (female).....	13								1		4	6	2	1		2	1	
139	Benign tumors of the uterus.....	42											1	13	21	4	2	1	
141	Other diseases of the female genital organs.....	8									2	1	1	2		1	1		
	VIII.—The puerperal state.....	169							14	41	37	30	45	2					
143	Accidents of pregnancy.....	19							1	4	5	2	7						
144	Puerperal hemorrhage.....	14							1	1	3	4	5						
145	Other accidents of labor.....	18							3	2	1	5	7						
146	Puerperal septicemia.....	71							5	19	20	13	13	1					
147	Puerperal phlegmasia alba dolens, embolus, etc.....	11								4	1		6						
148	Puerperal albuminuria and convulsions.....	36							4	11	7	6	7	1					
	IX.—Diseases of the skin and of the cellular tissue.....	42	3					1	1	3			1	2	6	3	10	12	
151	Gangrene.....	21								1					1	2	5	12	
152	Furuncle.....	12							1	1			1		5	1	3		
153	Acute abscess.....	4	1					1	1	1				1					
154	Other diseases of the skin and annexe.....	5	2											1			2		
	X.—Diseases of the bones and of the organs of locomotion.....	18						1	7	4			1	1	1		3		
155	Diseases of the bones (tuberculosis excepted).....	16							7	4				1	1		3		
156	Diseases of the joints (tuberculosis and rheumatism excepted).....	2						1					1						
	XI.—Malformations.....	187	168	5	2	1		3	1	5				1	1				
159a	Congenital hydrocephalus.....	24	18	1				3	1	1									
159b	Congenital malformations of the heart.....	109	99	4	1				3					1	1				
159c	Other congenital malformations.....	54	51		1	1			1										
	XII.—Early infancy.....	697	697																
160	Congenital debility, icterus, sclerema.....	77	77																
161a	Premature birth.....	452	452																
161b	Injury at birth.....	118	118																
162	Other diseases peculiar to early infancy.....	49	49																
163	Lack of care.....	1	1																
164	XIII.—Old age (senility).....	192													1	2	20	169	
	XIV.—External causes.....	1,096	21	24	26	19	15	37	44	73	67	68	73	143	115	117	110	141	3
	Suicide.....	186								5	10	20	16	44	40	21	20	9	1
165	By poisons (gas or corrosives excepted).....	18									2	3	4	3	3	2	1		
166	By corrosive substances.....	8									2		1	2	1	1			
167	By poisonous gas.....	19										3	2	4	7	1	1	1	
168	By hanging or strangulation.....	48								3	1	3	3	12	8	6	9	2	1
169	By drowning.....	4										1	1	1	1	1			
170	By firearms.....	73								2	5	9	5	19	15	8	6	4	
171	By cutting or piercing instruments.....	8												1	3	1	2	1	
172	By jumping from high places.....	2										1			1				
173	By crushing.....	2														1		1	
174	By other means.....	4											1	2	1				

MORTALITY STATISTICS

TABLE 8.—DEATHS (EXCLUSIVE OF STILLBIRTHS) FROM EACH CAUSE, BY AGE, IN THE REGISTRATION AREA AND EACH REGISTRATION STATE: 1928—Continued

List No.	CAUSE OF DEATH	All deaths	Under 1 year	1 year	2 years	3 years	4 years	5 to 9 years	10 to 14 years	15 to 19 years	20 to 24 years	25 to 29 years	30 to 34 years	35 to 44 years	45 to 54 years	55 to 64 years	65 to 74 years	75 years and over	Age unknown
NEBRASKA—Continued																			
XIV.—External causes—Continued.																			
	Homicide.....	50	1					1	1										
197	By firearms.....	29								4	8	5	4	13	6	2	3	2	
198	By cutting or piercing instruments.....	4								2	4	4	4	7	5	1	2		
199	By other means.....	17	1					1	1			1		3	1	1	1	2	
	Accidental, other, or undefined.....	890	20	24	26	19	14	36	44	64	49	43	53	86	69	94	87	130	2
175	Poisoning by food.....	9			1			1						1					
176	Poisoning by venomous animals.....	1																	
177	Other acute poisonings (gas excepted).....	15		3	1	1			1	1	2		1	1	3		1		
178	Conflagration.....	21	1		2	1	1	1		2	1			3	2		2	5	1
179	Burns (conflagration excepted).....	59	1	7	5	7	2	2	2	7	1	2	4	4	5	2	3	4	
180	Mechanical suffocation.....	12	8		1						1	1		1					
181	Absorption of irrespirable, irritating, or poisonous gas.....	24						1											
182	Drowning.....	63		12	6	3		5	9	8	6	2	1	3	1	3	2	2	
183	Traumatism by firearms (except in war).....	36			1	1	1		4	9	3	1	2	7	4	2	1		
184	Traumatism by cutting or piercing instruments.....	6			1											2	1	1	
185	Traumatism by fall.....	191	2		2	1	1	6	5	2	1	2	2	10	6	24	29	98	
187	Traumatism by machines.....	32							3	1	3	4	4	4	2	8	3		
188a	Railroad accidents.....	54			1	1	1	2		4	5	3	8	10	5	6	7		1
	Collision with automobiles.....	23			1	1	1	1		1	3	1	2	2	2	4	4		
188b	Other railroad accidents.....	31						1		3	2	2	6	8	3	2	3		1
	Street-car accidents.....	1													1				
188c	Collision with automobiles.....	1																	
	Automobile accidents (excluding collision with railroad trains and street cars).....	217	1		2		4	13	11	22	17	21	19	24	22	30	23	8	
188d	Airplane and balloon accidents.....	10								3	2	1	1	3					
188e, f	Injuries by other vehicles.....	13					1	1	4	1	1		2	1		1	1	1	
188g	Landslide, other crushing.....	6	1			1	1	1		1				1					
189	Injuries by animals (not poisoning).....	9	1					1	1	1	1			1	2	1		2	
192	Excessive cold.....	3														1		1	
194	Excessive heat.....	6	1											1	2		1	1	
195	Lightning.....	6								1			2	1	2				
196	Other accidental electric shocks.....	12						1		1	2	3	3	1	1				
201	Fracture (cause not specified).....	1																1	
202	Other external violence.....	53	4	2	3	1		3	4		2	2	2	7	7	8	5	3	
	XV.—Ill-defined diseases.....	87	15	2					2		1	1	1	4	6	12	20	22	1
204	Sudden death.....	20	1								1			2	3	1	3	9	
205a	Ill-defined.....	35	4	2					1					1	1	6	11	9	
205b	Not specified or unknown.....	32	10						1				1	1	2	5	6	4	1

NEW HAMPSHIRE

	All causes.....	6,442	602	75	56	25	28	99	62	88	104	119	146	350	576	935	1,395	1,755	27
	I.—Epidemic, endemic, and infectious diseases.....	639	42	28	18	9	8	33	14	25	30	50	44	65	84	65	62	62	
1	Typhoid and paratyphoid fever.....	10				1	1		1	1	2		1	1	2				
5	Malaria.....	1							1										
7	Measles.....	14	6	3		1		1		2				1					
8	Scarlet fever.....	20		2	3		2	9	1			2	1						
9	Whooping cough.....	24	11	5	4	1		3											
10	Diphtheria.....	26		2	4	3	1	10	1				1			2	1		
11a	Influenza (with pulmonary complications).....	112	9	9	2	2	1	3		1	2	1	1	9	17	13	23	19	
11b	Influenza (other and unspecified).....	67	5	2	1		1	2	1	3		1	2	1	8	5	7	28	
16	Dysentery.....	2	1															1	
19	Spirochetal hemorrhagic jaundice.....	2	1									1							
21	Erysipelas.....	11	2											1	1	2	2	3	
22	Acute anterior poliomyelitis.....	8	1		1			1	4	1									
23	Lethargic encephalitis.....	4									1			1		2			
24	Meningococcus meningitis.....	3	1	1		1													
25	Other epidemic and endemic diseases.....	2			1										1				
27	Anthrax.....	1														1			
29	Tetanus.....	7	1					2		1							1		
30	Mycoses.....	1													1				
	Tuberculosis (all forms).....	307	1	4	2		2	2	5	15	24	45	35	48	51	37	25	11	
31	Of the respiratory system.....	262		1					2	10	21	42	31	41	47	34	23	10	
32	Of the meninges, central nervous system.....	14	1	3	2		2	1	1	1	1		1		1				
33	Of the intestines, peritoneum.....	15							1	4	1	1	1		4	2			
34	Of the vertebral column.....	4							1					1		1			
35	Of the joints.....	2						1							1				
36	Of other organs.....	5										1		1			2	1	
37a	Disseminated (acute).....	5									1		2	1		1			
38	Syphilis.....	9	1											2	2	2	2		
40	Gonococcus infection.....	3								1			2				1		
41	Purulent infection, septicemia.....	5	2											1		1			
	II.—General diseases not included in Class I.....	878	10	4	2	1	1	2	4	8	8	9	9	53	120	202	260	182	3
	Cancer and other malignant tumors.....	640			1				1	2	2	3	4	36	84	149	204	153	1
43	Of the buccal cavity.....	16													6	6	6	2	
44	Of the stomach, liver.....	179									1			10	16	34	59	59	
45	Of the peritoneum, intestines, rectum.....	149								2		2		6	14	35	52	33	
46	Of the female genital organs.....	89									1		2	5	21	24	30	6	
47	Of the breast.....	76											2	5	10	21	17	21	
48	Of the skin.....	14													3	3	3	5	
49	Of other or unspecified organs.....	117			1				1			1		10	18	26	37	22	1

CAUSES OF DEATH, BY AGE

245

TABLE 8.—DEATHS (EXCLUSIVE OF STILLBIRTHS) FROM EACH CAUSE, BY AGE, IN THE REGISTRATION AREA AND EACH REGISTRATION STATE: 1928—Continued

List No.	CAUSE OF DEATH	All deaths	Under 1 year	1 year	2 years	3 years	4 years	5 to 9 years	10 to 14 years	15 to 19 years	20 to 24 years	25 to 29 years	30 to 34 years	35 to 44 years	45 to 54 years	55 to 64 years	65 to 74 years	75 years and over	Age unknown
NEW HAMPSHIRE—Continued																			
II.—General diseases not included in Class I—Continued.																			
50	Tumors, benign and unqualified (tumors of the female genital organs excepted).....	4												1		1	1	1	
51	Acute rheumatic fever.....	5					1			1				1			1	1	
52	Chronic rheumatism, osteoarthritis, gout.....	9													1	2	3	3	
54	Pellagra.....	2											1				1		
56	Rickets.....	1	1																
57	Diabetes mellitus.....	127		1				2	3	3	3	2	1	4	14	31	42	21	
58a	Pernicious anemia.....	26		1								1			8	7	6	1	
58b	Other anemias and chlorosis.....	5	2	1														2	
59	Diseases of the pituitary gland.....	1								1									
60a	Exophthalmic goiter.....	11										1		3	3	3	1		
60b	Other diseases of the thyroid gland.....	3			1								1				1		
62	Diseases of the thymus gland.....	2		1						1									
63	Diseases of the adrenals (Addison's disease).....	2														2			
65a	Leukemia.....	6				1					1				2	2			
65b	Hodgkin's disease.....	3								1					1	1			
66	Alcoholism (acute or chronic).....	16										2	2	5	5	2			
67a	Chronic lead poisoning.....	3												2	1				
68	Chronic poisoning by organic substances.....	2													1	1			
69	Other general diseases.....	10	7							1				1		1			
III.—Diseases of the nervous system and of the organs of special sense.....																			
		841	12	2	2		5	2	4	1	3	3	6	28	78	149	224	318	4
70	Encephalitis.....	5										1		2		1	1		
71a	Simple meningitis.....	10	4	1			2						1					1	
71b	Nonepidemic cerebrospinal meningitis.....	1					1												
72	Tabes dorsalis (locomotor ataxia).....	11													3	3	3	2	
73	Other diseases of the spinal cord.....	25					1					1	1	2	3	7	8	2	
74a	Cerebral hemorrhage.....	635						1					1	10	53	101	183	282	4
74b	Cerebral embolism and thrombosis.....	40									1			1	4	10	12	12	
75	Paralysis without specified cause.....	23													1	6	7	9	
76	General paralysis of the insane.....	27											1	8	7	9		2	
77	Other forms of mental alienation.....	6													3		1	2	
78	Epilepsy.....	8		1						2	1			2	2				
80	Infantile convulsions (under 5 years).....	8	8																
83	Softening of the brain.....	1																1	
84	Other diseases of the nervous system.....	26			2		1		1	1			1	1	1	7	7	4	
85	Diseases of the eye and annexe.....	2														2			
86a	Diseases of the ear.....	8						2	2					2		1	1		
86b	Diseases of the mastoid process.....	5											1			2	1	1	
IV.—Diseases of the circulatory system.....																			
		1,669	5		1			3	5	7	8	6	16	44	135	261	473	695	10
87	Pericarditis.....	6	1					1	1			1		1	1		1		
88	Endocarditis and myocarditis (acute).....	47	1		1				3		2	2	4	5	5	6	7	11	
89	Angina pectoris.....	196									1		3	6	23	43	64	56	
90	Other diseases of the heart.....	1,123	3					2	1	6	5	4	8	30	92	190	336	439	7
91a	Aneurysm.....	2														1		1	
91b,c	Other diseases of the arteries.....	256												1	8	13	55	177	2
92	Embolism and thrombosis (not cerebral).....	34												1	5	8	10	9	1
93	Diseases of the veins.....	3												1	1			1	
94	Diseases of the lymphatic system.....	1								1									
95	Hemorrhage without specified cause.....	1																1	
V.—Diseases of the respiratory system.....																			
		524	76	28	13	5	2	9	5	6	3	4	10	17	35	58	107	146	
97a	Diseases of the nasal fossae.....	2	1															1	
97b	Diseases of the nasal fossae annexe.....	1													1				
98	Diseases of the larynx.....	8			2			3						1				1	
99a	Acute bronchitis.....	23	9		1										2	1	1	9	
99b	Chronic bronchitis.....	21													2	3	7	9	
99c,d	Bronchitis (unspecified).....	9		1											1		2	5	
100a	Broncho-pneumonia.....	181	47	14	5	4	2	3		1			1		6	8	33	57	
100b	Capillary bronchitis.....	4		1													1	2	
101a	Lobar pneumonia.....	221	15	9	3	1		2	4	5	2	4	9	14	22	33	55	43	
101b	Pneumonia (unspecified).....	18	1	3				1						1	1		5	6	
102	Pleurisy.....	8			2				1		1			1		2	1		
103	Congestion and hemorrhagic infarct of the lung.....	14	1													3	2	8	
104	Gangrene of the lung.....	1														1			
105	Asthma.....	9														6		3	
106	Pulmonary emphysema.....	1																1	
107	Other diseases of the respiratory system (tuberculosis excepted).....	3	1													1		1	
VI.—Diseases of the digestive system.....																			
		358	48	9	8	1		17	11	11	4	13	12	38	31	45	52	48	1
108	Diseases of the mouth and annexe.....	1															1		
109b	Other diseases of the pharynx, tonsils.....	20	1	1	1		1	5	2		1	2				1	4	1	
111a	Ulcer of the stomach.....	26										3	2		4	5	5	5	
111b	Ulcer of the duodenum.....	9											1	2	2	4			
112	Other diseases of the stomach (cancer excepted).....	35	7	1				1			1	1	1		3	4	3	13	
113	Diarrhea and enteritis (under 2 years).....	43	37	6															
114	Diarrhea and enteritis (2 years and over).....	16			2	1	1						1	1		1	5	4	
117	Appendicitis and typhilitis.....	75			3		6	8	6	11		3	5	15	9	4	5		
118a	Hernia.....	14													2	3	6	2	1
118b	Intestinal obstruction.....	43	2	1	1		1	3	2			2	2	2	4	4	9	10	

MORTALITY STATISTICS

TABLE 8.—DEATHS (EXCLUSIVE OF STILLBIRTHS) FROM EACH CAUSE, BY AGE, IN THE REGISTRATION AREA AND EACH REGISTRATION STATE: 1928—Continued

List No.	CAUSE OF DEATH	All deaths	Under 1 year	1 year	2 years	3 years	4 years	5 to 9 years	10 to 14 years	15 to 19 years	20 to 24 years	25 to 29 years	30 to 34 years	35 to 44 years	45 to 54 years	55 to 64 years	65 to 74 years	75 years and over	Age unknown
NEW HAMPSHIRE—Continued																			
	VI.—Diseases of the digestive system—Continued.																		
119	Other diseases of the intestines	8	1									1		2	2		1	1	
120	Acute yellow atrophy of the liver	1												1					
122	Cirrhosis of the liver	20												2	3	7	4	4	
123	Biliary calculi	15												4	5	5	3	3	
124	Other diseases of the liver	22			1							1		4	2	4	5	5	
125	Diseases of the pancreas	3												2	1	1			
126	Peritonitis without specified cause	7							1		2			1		2	1		
	VII.—Nonvenereal diseases of the genito-urinary system and annexa	547	2		2			3	2	3	4	4	15	37	54	100	140	178	3
128	Acute nephritis (including unspecified under 10 years)	19	2		2			2	1	1			1	2	1	2	3	2	
129	Chronic nephritis (including unspecified 10 years and over)	454						1	1	2	3	3	10	25	46	86	121	164	2
131	Other diseases of the kidneys and annexa	9											2		2	2	2	1	
132	Calculi of the urinary passages	3														1	1	1	
133	Diseases of the bladder	3															1	2	
135	Diseases of the prostate	35													1	7	12	15	
137	Cysts, other benign tumors of the ovary	5											1	1		1		2	
138	Salpingitis and pelvic abscess (female)	4									1	1			1				
139	Benign tumors of the uterus	13												7	3	1		1	1
141	Other diseases of the female genital organs	2												2					
	VIII.—The puerperal state	55								3	12	5	15	20					
143	Accidents of pregnancy	6										1	2	2					
144	Puerperal hemorrhage	6										1	2	3					
145	Other accidents of labor	6								1	1		3	1					
146	Puerperal septicemia	13									4	2	3	4					
147	Puerperal phlegmasia alba dolens, embolus, etc.	5										1	1	3					
148	Puerperal albuminuria and convulsions	20							2	7			4	7					
	IX.—Diseases of the skin and of the cellular tissue	23	3						1			1				1	4	13	
151	Gangrene	15	1													1	3	10	
153	Acute abscess	4	1						1								1	1	
154	Other diseases of the skin and annexa	4	1									1						2	
	X.—Diseases of the bones and of the organs of locomotion	5	1									1	2					1	
155	Diseases of the bones (tuberculosis excepted)	4	1									1	1					1	
156	Diseases of the joints (tuberculosis and rheumatism excepted)	1											1						
	XI.—Malformations	83	79	1		1		2											
159a	Congenital hydrocephalus	8	7					1											
159b	Congenital malformations of the heart	46	43	1		1		1											
159c	Other congenital malformations	29	29																
	XII.—Early infancy	316	316																
160	Congenital debility, icterus, sclerema	38	38																
161a	Premature birth	206	206																
161b	Injury at birth	53	53																
162	Other diseases peculiar to early infancy	19	19																
164	XIII.—Old age (senility)	61															9	52	
	XIV.—External causes	422	6	3	10	8	3	28	16	24	32	23	16	47	37	52	55	56	6
	Suicide	59								2	2	8	2	14	5	13	9	4	
165	By poisons (gas or corrosives excepted)	3									1			1				1	
166	By corrosive substances	3								1	1					1			
167	By poisonous gas	10										2		1	2	3	2		
168	By hanging or strangulation	16										1	2	5	1	2	3	2	
169	By drowning	7								1				2		2	1		
170	By firearms	18										3		4	2	5	3	1	
171	By cutting or piercing instruments	1										1							
172	By jumping from high places	1												1					
	Homicide	6						1			1			1	2				
197	By firearms	5						1			1			1	2				
199	By other means	1																	
	Accidental, other, or undefined	357	6	3	10	8	3	27	16	22	29	14	14	32	30	39	46	52	6
175	Poisoning by food	4					1								1		1		
176	Poisoning by venomous animals	1	1																
177	Other acute poisonings (gas excepted)	7	1		1									1	2		1		
178	Conflagration	8						2			1			1		1	1	2	
179	Burns (conflagration excepted)	13	1		4	1			1					1	1	1	3		
180	Mechanical suffocation	3	3																
181	Absorption of irrespirable, irritating, or poisonous gas	4										1			2			1	
182	Drowning	65		1	2	1		12	11	8	5	5	3	7	6	2	2		
183	Traumatism by firearms (except in war)	9							1	4	1	1		1		1			

CAUSES OF DEATH, BY AGE

247

TABLE 8.—DEATHS (EXCLUSIVE OF STILLBIRTHS) FROM EACH CAUSE, BY AGE, IN THE REGISTRATION AREA AND EACH REGISTRATION STATE: 1928—Continued

List No.	CAUSE OF DEATH	All deaths	Under 1 year	1 year	2 years	3 years	4 years	5 to 9 years	10 to 14 years	15 to 19 years	20 to 24 years	25 to 29 years	30 to 34 years	35 to 44 years	45 to 54 years	55 to 64 years	65 to 74 years	75 years and over	Age unknown
NEW HAMPSHIRE—Continued																			
	XIV.—External causes—Continued.																		
184	Accidental, other, or undefined—Con-																		
	Traumatism by cutting or piercing																		
	instruments.	1														1			
185	Traumatism by fall.	81				1		3		3	2	1	1	3	3	9	20	35	
187	Traumatism by machines.	10								1	1	1	2	3	1		1	1	
188a	Railroad accidents.	27								2	4	2	1	3	3	3	1	4	
	Collision with automobiles.	4											1			2			4
	Other railroad accidents.	23								2	4	2		3	3	1	1	4	1
188c	Automobile accidents (excluding																		
	collision with railroad trains and																		
	street cars).	76			1	5	2	8	2	4	7	3	5	6	7	12	9	4	1
188d	Airplane and balloon accidents.	3								1	1			1					
188a,f	Injuries by other vehicles.	12									4				2	1	4	1	
188g	Landslide, other crushing.	4																	
189	Injuries by animals (not poisoning).	2						1						1		1	1		
193	Excessive cold.	2														1			
194	Excessive heat.	2																	
195	Lightning.	3						1			1			1				1	
196	Other accidental electric shocks.	7							1		2			1					
201	Fracture (cause not specified).	1											1	3					
202	Other external violence.	13		2	1								1			5	1	2	1
	XV.—Ill-defined diseases.	21	2										1	1	2	2	9	4	
204	Sudden death.	8													1		4	3	
205a	Ill-defined.	9												1	1	1	5	1	
205b	Not specified or unknown.	4	2										1						

NEW JERSEY

	All causes.	44,962	4,572	846	418	328	259	1,014	682	889	1,196	1,304	1,492	4,001	5,751	7,183	7,761	7,263	3
	I.—Epidemic, endemic, and infectious diseases.	5,116	404	306	158	115	100	340	130	267	433	394	364	698	586	420	251	150	
1	Typhoid and paratyphoid fever.	64					1	2	8	13	10	7	6	11	3	1	1	1	
5	Malaria.	3										1		1	1				
7	Measles.	280	81	109	26	11	15	34	1					2			1		
8	Scarlet fever.	65	3	3	6	7	8	21	9	2			3	1	2				
9	Whooping cough.	205	110	55	19	11	2	7	1										
10	Diphtheria.	460	22	64	61	55	47	164	25	4	5	3	2	3	2	1	1	1	
11a	Influenza (with pulmonary complica-																		
	tions).	458	49	16	14	1	3	8	16	12	13	19	17	67	51	55	60	57	
11b	Influenza (other and unspecified).	186	9	10	5	5	2	10	6	4	8	4	13	15	13	19	22	41	
13	Mumps.	4		1	1												2		
15	Cholera nostras.	3	1																
16	Dysentery.	12	4	1								1				1	2	2	
19	Spirochetal hemorrhagic jaundice.	2												1					
21	Erysipelas.	103	35	1					1	2	2	3	1	8	13	17	14	6	
22	Acute anterior poliomyelitis.	27	2		3	1	4	7	2	1	1		1	1	1		1		
23	Lethargic encephalitis.	57		3		3		9	4	2	5	5	3	5	8	5	4	1	
24	Meningococcus meningitis.	95	15	8	7	3	6	20	4	8	6	4	2	8	3	1			
25	Other epidemic and endemic diseases.	6	3	2	1	3													
27	Anthrax.	1																	
28	Rabies.	2																	
29	Tetanus.	25	1			1		3	3	3	2		3	2	2		4		
30	Mycoses.	2	1																
	Tuberculosis (all forms).	2,800	27	29	15	16	12	52	48	208	367	325	296	529	433	284	122	37	
31	Of the respiratory system.	2,509	11	5	2	5	3	16	30	184	340	307	275	505	418	270	107	31	
32	Of the meninges, central nervous																		
	system.	105	12	21	9	9	5	21	8	8	2	1	3	3	2	1			
33	Of the intestines, peritoneum.	67	1	2	1	1	2	10	3	5	9	9	7	6	3	5	3		
34	Of the vertebral column.	33	1		1	1	1	4	4	2	4		2	5		3	4	1	
35	Of the joints.	10								3	1				2	1	1	2	
36	Of other organs.	30							2	3	3	3	3	4	3	3	4	2	
37a	Disseminated (acute).	42	2	1	2		1	1	1	2	7	4	6	5	5	1	3	1	
37b	Disseminated (chronic or unspeci-																		
	fied).	4								1	1	1		1					
38	Syphilis.	192	38	1		1		1	2	1	7	10	10	33	47	27	12	2	
40	Gonococcus infection.	28	1						2	4	6	6	5	6	3	1			
41	Purulent infection, septicemia.	36	2	1				1	1	4	2	4	2	3	3	8	5		
	II.—General diseases not included in Class I.	5,834	115	19	9	13	15	64	52	47	64	75	115	532	1,058	1,502	1,426	777	1
	Cancer and other malignant tumors.	4,081	6	1	2	2	4	10	5	6	16	35	52	352	783	1,094	1,091	621	1
43	Of the buccal cavity.	124										1		5	22	35	35	26	
44	Of the stomach, liver.	1,473	2				2			1	1	5	4	88	268	420	456	226	
45	Of the peritoneum, intestines,																		
	rectum.	624				2		1	3		2			11	52	95	167	173	111
46	Of the female genital organs.	552								1	2	6	16	90	146	144	109	38	1
47	Of the breast.	402										4	9	49	110	105	84	41	
48	Of the skin.	70										1		2	6	9	24	23	
49	Of other or unspecified organs.	836	4	1	2		2	9	2	4	11	13	11	66	136	214	210	151	
50	Tumors, benign and unqualified (tu-																		
	mors of the female genital organs	30	1	1						3	1	1		2	7	4	3	7	
51	excepted).	173			2	5	3	30	23	19	14	11	9	21	11	14	6	5	
52	Acute rheumatic fever.	48								1	2			3	8	5	14	15	
	Chronic rheumatism, osteoarthritis,																		
	gout.	6	5		1														
53	Scurvy.	6																	
54	Pellagra.	5																	
56	Rickets.	17	11	5		1					1			2		1	1		
57	Diabetes mellitus.	895		1	1		3	8	15	7	9	5	12	44	129	297	257	107	
58a	Pernicious anemia.	101				1	1	2		1		4	3	10	26	24	20	9	

MORTALITY STATISTICS

TABLE 8.—DEATHS (EXCLUSIVE OF STILLBIRTHS) FROM EACH CAUSE, BY AGE, IN THE REGISTRATION AREA AND EACH REGISTRATION STATE: 1928—Continued

List No.	CAUSE OF DEATH	All deaths	Under 1 year	1 year	2 years	3 years	4 years	5 to 9 years	10 to 14 years	15 to 19 years	20 to 24 years	25 to 29 years	30 to 34 years	35 to 39 years	40 to 44 years	45 to 49 years	50 to 54 years	55 to 59 years	60 to 64 years	65 to 69 years	70 years and over	Age unknown
NEW JERSEY—Continued																						
II.—General diseases not included in Class I—Continued.																						
58b	Other anemias and chlorosis.....	23	5				1		1	1					5	4	3		2		3	
59	Diseases of the pituitary gland.....	3								1												
60a	Exophthalmic goiter.....	68								3	4	3	9	17	6	13		11		2		
60b	Other diseases of the thyroid gland.....	7	2	1	1							1	1									
61	Diseases of the parathyroid glands.....	4	3	1																		
62	Diseases of the thymus gland.....	40	32	5			1	2														
63	Diseases of the adrenals (Addison's disease).....	14								1	2	1	2	4	2	1					1	
64	Diseases of the spleen.....	4													1	3						
65a	Leukemia.....	70	1	2	2	2	2	9	2	3	3	2	2	1	17	8		6		1		
65b	Hodgkin's disease.....	45	3	2				2	4	2	5	4	2	4	4	10	3		6			
66	Alcoholism (acute or chronic).....	158								1	4	8	17	50	47	24	6		1			
67a	Chronic lead poisoning.....	10												2	5	1		2				
67b	Other chronic mineral poisoning.....	1																				
68	Chronic poisoning by organic substances.....	8											1	5	2							
69	Other general diseases.....	73	46			2		1	2	1	1		4	2	3		2		4		5	
III.—Diseases of the nervous system and of the organs of special sense.																						
70	Encephalitis.....	50	2	1	3	2	3	2	2	3	4	8	1	5	7	5		2				
71a	Simple meningitis.....	84	14	9	6	2	5	12	7	4	4	3	2	8	4	3		1				
71b	Nonepidemic cerebrospinal meningitis.....	32	10	4			2	6	3	1	3	1	1	2								
72	Tabes dorsalis (locomotor ataxia).....	57									1	1	1	5	9	17		17		6		
73	Other diseases of the spinal cord.....	104	1	2				1	2	1	3	2	3	13	21	23		22		10		
74a	Cerebral hemorrhage.....	3,258	3					2	1	5	5	10	19	126	379	705	983		1,020			
74b	Cerebral embolism and thrombosis.....	185	2		1	2	1	3	1	9	4	7	1	13	20	35	49		37			
75	Paralysis without specified cause.....	72	2	1											6	9	23		31			
76	General paralysis of the insane.....	152									3	2	8	49	52	28	7		3			
77	Other forms of mental alienation.....	48								1	4	3	13	11	5	3	4		4			
78	Epilepsy.....	104	2	2			1	1	3	13	12	11	10	13	15	10	9		2			
79	Convulsions (nonpuerperal; 5 years and over).....	1						1														
80	Infantile convulsions (under 5 years).....	28	21	3	3		1															
81	Chorea.....	2							2													
82	Neuralgia and neuritis.....	5													1	1		1		1		
83	Softening of the brain.....	14																2		4		
84	Other diseases of the nervous system.....	135	4	1	4	1		3	2	4	1	2	14	11	23	14	35		16			
85	Diseases of the eye and annexe.....	1																				
86a	Diseases of the ear.....	65	12	6	3	4	1	10	5	4	2			9	5	1		2		1		
86b	Diseases of the mastoid process.....	72	12	4		1	4	16	10	3	6		1	6	5	3		1				
IV.—Diseases of the circulatory system.																						
87	Pericarditis.....	17	1					1	1	2	1			2	2	2		3		2		
88	Endocarditis and myocarditis (acute).....	431	19	4	4	5	4	27	33	17	24	24	35	71	39	53	44		28			
89	Angina pectoris.....	682							1		1	3	2	38	130	196	207		104			
90	Other diseases of the heart.....	8,283	7	4	5	8	2	64	79	85	83	102	124	482	1,079	1,707	2,136		2,316			
91a	Aneurysm.....	71										1	2	15	16	17	14		6			
91b,c	Other diseases of the arteries.....	601											1	3	22	69	151		355			
92	Embolism and thrombosis (not cerebral).....	170	3					4	1	3			4	15	39	45	31		25			
93	Diseases of the veins.....	23	2										2	5	2	5	4		3			
94	Diseases of the lymphatic system.....	7	1	2										1	1	1			1			
95	Hemorrhage without specified cause.....	2									1			1								
96	Other diseases of the circulatory system.....	2													1	1						
V.—Diseases of the respiratory system.																						
97a	Diseases of the nasal fossae.....	4	3					1	2	1			2		1	2		1		1		
97b	Diseases of the nasal fossae annexe.....	15						1	4	1			1		3	1		1				
98	Diseases of the larynx.....	16	2	1											3	1		1				
99a	Acute bronchitis.....	92	37	9	1				1					2	3	5	10		24			
99b	Chronic bronchitis.....	56	3		1	1	1				1			2	4	4	5	15		19		
99c,d	Bronchitis (unspecified).....	42	12	6	1	1									2	1	4		10			
100a	Broncho-pneumonia.....	1,450	529	154	47	22	11	34	15	11	7	15	19	71	94	94	133		194			
100b	Capillary bronchitis.....	25	7			1		1														
101a	Lobar pneumonia.....	2,473	232	131	51	32	22	60	53	61	73	93	144	305	382	358	265		211			
101b	Pneumonia (unspecified).....	78	23	2	5	2	1	2	1		1	1	2	8	13	15	12		8			
102	Pleurisy.....	106	8	7	3	4	4	6	1	5	2	1	7									
103	Congestion and hemorrhagic infarct of the lung.....	46	3	2											2	4	1		9		25	
104	Gangrene of the lung.....	4													2	2						
105	Asthma.....	68	3				1				2		1	3	14	18		17		9		
106	Pulmonary emphysema.....	4												1	1	1						
107	Other diseases of the respiratory system (tuberculosis excepted).....	35	2	1		1					2	2	2	2	6	8	4		5			
VI.—Diseases of the digestive system.																						
108	Diseases of the mouth and annexe.....	29	4					3	1	1	3		1	2	6	5	2		1			
109a	Other diseases of the pharynx, tonsils.....	137	3	7	7	8	8	11	10	7	6	13	9	14	16	10	5		3			
110	Diseases of the esophagus.....	3																				
111a	Ulcer of the stomach.....	179								2	4	11	15	41	46	26	26		8			
111b	Ulcer of the duodenum.....	71								1	1	3	2	15	25	14	10					
112	Other diseases of the stomach (cancer excepted).....	96	16	5	2	1		1		1	2	3	4	11	8	20	9		13			
113	Diarrhea and enteritis (under 2 years).....	598	526	72																		
114	Diarrhea and enteritis (2 years and over).....	161			37	14	6	14	2	3	1	4	4	16	7	13	15		25			
116	Diseases due to other intestinal parasites.....	2						1		1												
117	Appendicitis and typhlitis.....	578	1	1	8	16	7	53	48	49	35	42	49	93	84	51	30		11			

CAUSES OF DEATH, BY AGE

249

TABLE 8.—DEATHS (EXCLUSIVE OF STILLBIRTHS) FROM EACH CAUSE, BY AGE, IN THE REGISTRATION AREA AND EACH REGISTRATION STATE: 1928—Continued

List No.	CAUSE OF DEATH	All deaths	Under 1 year	1 year	2 years	3 years	4 years	5 to 9 years	10 to 14 years	15 to 19 years	20 to 24 years	25 to 29 years	30 to 34 years	35 to 44 years	45 to 54 years	55 to 64 years	65 to 74 years	75 years and over	Age unknown
NEW JERSEY—Continued																			
	VI.—Diseases of the digestive system—Continued.																		
118a	Hernia	183	4		1			1		2	1	4	4	18	29	47	39	33	
118b	Intestinal obstruction	206	28	7	1			1	2	3	6	9	11	26	30	29	24	28	
119	Other diseases of the intestines	29						2	1			1	2	3	7	3	5	5	
120	Acute yellow atrophy of the liver	11			1			1					1	2	1	2		2	
121	Hydatid tumor of the liver	2												2					
122	Cirrhosis of the liver	372		1					2	3	6	4	52	92	101	85	26		
123	Biliary calculi	140							1	2	6	9	17	28	36	28	13		
124	Other diseases of the liver	102	1	1				1	2	1	1	3	20	26	18	21	6		
125	Diseases of the pancreas	27								1	2	3	7	8	5				
126	Peritonitis without specified cause	33	3	1		1	1	1	3	3		3	3	1	4	3	4	2	
	VII.—Nonvenereal diseases of the genito-urinary system and annexa	4,588	19	4	7	5	4	20	22	37	46	62	116	370	661	895	1,156	1,164	
128	Acute nephritis (including unspecified under 10 years)	184	11	3	6	5	1	7	3	8	5	9	9	27	40	22	16	12	
129	Chronic nephritis (including unspecified 10 years and over)	3,904		1	1			12	16	21	24	41	67	259	554	808	1,043	1,057	
131	Other diseases of the kidneys and annexa	81	8					2	1	2	3	2	3	19	11	15	7	6	
132	Calculi of the urinary passages	24											3	3	3	3	6	6	
133	Diseases of the bladder	27									1		1	3	3	3	6	10	
134	Diseases of the urethra, etc.	7											1	1	2	1	1	1	
135	Diseases of the prostate	169									1	1			4	27	66	70	
136	Nonvenereal diseases of the male genital organs	3				1									1		1		
137	Cysts, other benign tumors of the ovary	26							3	3	1	2	6	4	4	4	3		
138	Salpingitis and pelvic abscess (female)	64						1	1	8	4	22	15	9	2	2	2		
139	Benign tumors of the uterus	75							1	2	2	4	31	24	6	3	2		
141	Other diseases of the female genital organs	24									2	4	6	6	4	2			
	VIII.—The puerperal state	414						2	29	77	100	98	106	2					
143	Accidents of pregnancy	36							2	6	8	8	12						
144	Puerperal hemorrhage	50							1	7	9	14	17	2					
145	Other accidents of labor	45							3	5	12	14	11						
146	Puerperal septicemia	179						1	15	35	51	38	39						
147	Puerperal phlegmasia alba dolens, embolus, etc.	19								4	4	4	7						
148	Puerperal albuminuria and convulsions	81						1	7	20	15	20	18						
149	Following childbirth (undefined)	4						1	1		1		2						
	IX.—Diseases of the skin and of the cellular tissue	102	21	2		1		2	1	1	2	2	4	7	10	14	15	20	
151	Gangrene	37		1								1	1		2	6	11	16	
152	Furuncle	19	3							1	1	1	2	3	4	2	2	2	
153	Acute abscess	25	7		1			2		1	1	1	2	3	5	2	1	1	
154	Other diseases of the skin and annexa	21	11	1					1				2	2		2	1	1	
	X.—Diseases of the bones and of the organs of locomotion	64	4	4	2	1	1	9	9	5	2	2	4	2	6	8	5		
155	Diseases of the bones (tuberculosis excepted)	53	3	3	2	1	1	8	8	5	1	2	3	2	5	7	2		
156	Diseases of the joints (tuberculosis and rheumatism excepted)	9	1	1				1	1		1		1				3		
158	Other diseases of the organs of locomotion	2													1	1			
	XI.—Malformations	475	440	11	5	3	2	7	4		1	1	1						
159a	Congenital hydrocephalus	44	33	3	2	1		3	2										
159b	Congenital malformations of the heart	273	258	7	2	1		2			1	1	1						
159c	Other congenital malformations	158	149	1	1	2	1	2	2										
	XII.—Early infancy	1,931	1,931																
160	Congenital debility, icterus, sclerema	214	214																
161a	Premature birth	1,130	1,130																
161b	Injury at birth	402	402																
162	Other diseases peculiar to early infancy	181	181																
163	Lack of care	4	4																
164	XIII.—Old age (senility)	179														5	37	137	
	XIV.—External causes	3,921	46	39	39	61	47	225	162	194	251	263	256	623	586	464	335	328	2
	Suicide	579							1	12	27	31	43	121	149	116	59	20	
165	By poisons (gas or corrosives excepted)	19								1	4	2		2	5	4	1		
166	By corrosive substances	42									6	4	8	10	7	4	3		
167	By poisonous gas	177								2	4	9	12	36	45	47	16	6	
168	By hanging or strangulation	129								2	3	2	8	29	35	26	19	5	
169	By drowning	31									3	2	2	5	8	5	4	2	
170	By firearms	118							1	7	7	8	10	20	29	20	10	6	
171	By cutting or piercing instruments	35										2	1	10	12	6	3	1	
172	By jumping from high places	19											1	7	5	3	3		
173	By crushing	6											1	1	1				
174	By other means	3																	
	Homicide	175	4		1	2		3	1	11	25	38	20	38	23	7	1	1	
197	By firearms	92			1	1		1	1	3	13	19	12	20	14	5	1	1	
198	By cutting or piercing instruments	27						1		3	7	3	1	9	3				
199	By other means	56	4			1		1		5	5	16	7	9	6	2			

MORTALITY STATISTICS

TABLE 8.—DEATHS (EXCLUSIVE OF STILLBIRTHS) FROM EACH CAUSE, BY AGE, IN THE REGISTRATION AREA AND EACH REGISTRATION STATE: 1928—Continued

List No.	CAUSE OF DEATH	All deaths	Under 1 year	1 year	2 years	3 years	4 years	5 to 9 years	10 to 14 years	15 to 19 years	20 to 24 years	25 to 29 years	30 to 34 years	35 to 44 years	45 to 54 years	55 to 64 years	65 to 74 years	75 years and over	Age unknown
NEW JERSEY—Continued																			
XIV.—External causes—Continued.																			
	Accidental, other, or undefined.....	3,167	42	39	38	59	47	222	160	171	199	194	193	464	414	341	275	307	2
175	Poisoning by food.....	17	1	1			2	3				1	1	3	1		2	2	
176	Poisoning by venomous animals.....	1																	
177	Other acute poisonings (gas excepted).....	45		6	1		1	2	1		3	2	5	12	5	6		1	
178	Conflagration.....	42				1		5		2		2	4	5	3	4	3	7	
179	Burns (conflagration excepted).....	195	3	15	17	19	9	17	7	6	6	5	9	31	19	14	8	10	
180	Mechanical suffocation.....	31	19						1	2		1		2	5			1	
181	Absorption of irrespirable, irritating, or poisonous gas.....	162	1		1	1				5	5	8	9	27	36	29	21	19	
182	Drowning.....	340	2		3	4	3	34	54	43	33	28	17	48	38	20	11	1	1
183	Traumatism by firearms (except in war).....	46						4	3	10	4	5	6	5	5	2		2	
184	Traumatism by cutting or piercing instruments.....	12								1			2	2	3	3	1		
185	Traumatism by fall.....	613	5	4	4	3	1	13	10	12	11	14	19	68	71	71	108	199	
186a	Traumatism in mines.....	5									1		2	2					
186b	Traumatism in quarries.....	3										1	1	1					
187	Traumatism by machines.....	53								4	7	7	5	14	9	6	1		
188a	Railroad accidents.....	253	1	1	1	3		8	7	13	13	22	26	53	53	33	14	4	1
	Collision with automobiles.....	61	1	1	1	2		1	2	3	8	8	6	10	12	5	1		
	Other railroad accidents.....	192				1		7	5	10	5	14	20	43	41	28	13	4	1
188b	Street-car accidents.....	26						1	2	1	2	2	2	3	6	4	4	2	
	Collision with automobiles.....	4						1		1	1	1	1	1					
	Other street-car accidents.....	22							2			1	2	2	6	4	4	2	
188c	Automobile accidents (excluding collision with railroad trains and street cars).....	1,015		5	8	23	26	122	59	86	70	59	128	122	119	91	43		
188d	Airplane and balloon accidents.....	18							2	5	5	3	3						
188e,f	Injuries by other vehicles.....	30			1		1	1	4	6	2		2	2	4	3	5		
188g	Landslide, other crushing.....	7										1	2	2	2				
189	Injuries by animals (not poisoning).....	11								1			2	1	3	2	1	1	
190	Wounds of war.....	2											1	1					
193	Excessive cold.....	8								1				2	1	2		2	
194	Excessive heat.....	31	1	2		1		1	1	1		1	4	3	5	5	1	5	
195	Lightning.....	10						5	1					2	1	1			
196	Other accidental electric shocks.....	38						1		10	7	6	13	1	1				
201	Fracture (cause not specified).....	21						2		1	3	2	3	3	1	3	2	4	
202	Other external violence.....	132	8	5		4	2	10	8	7	7	7	6	27	21	14	2	4	
	XV.—Ill-defined diseases.....	57	26	2	2				1	1	1	1	1	5	3	6	2	6	
204	Sudden death.....	5	1							1		1			1	1			
205a	Ill-defined.....	41	18	2	2				1		1		1	2	2	5	1	6	
205b	Not specified or unknown.....	11	7											3			1		

		10	10	10	NEW YORK	10	10	10	10	10	12	12	10						
	All causes	151,640	14,512	2,515	1,188	889	738	2,624	1,895	2,831	3,894	4,351	5,110	13,704	19,275	23,475	27,729	24,783	37
	I.—Epidemic, endemic, and infectious diseases	16,732	1,315	878	448	322	264	789	446	893	1,336	1,365	1,240	2,489	2,136	1,465	879	465	2
1	Typhoid and paratyphoid fever	205			1		3	11	22	16	31	23	13	31	30	13	10	1	
2	Typhus fever	1												1	1				
4	Malaria	9								1		1		1		4	1	1	
5	Smallpox	2														1			
6	Measles	598	157	224	71	38	17	60	5	3	6	4	1	3	3	3	3		
8	Scarlet fever	183	5	16	17	20	13	55	19	8	6	10	5	6	5	3			
9	Whooping cough	595	323	174	51	18	9	15	2	1					1	1			
10	Diphtheria	876	57	133	111	112	98	262	35	14	6	5	10	15	9	8	1		
11a	Influenza (with pulmonary complications)	1,176	133	55	24	14	12	26	23	34	47	42	56	123	141	152	165	130	
11b	Influenza (other and unspecified)	701	71	26	15	10	8	23	13	20	16	13	26	68	62	93	90	147	
13	Mumps	13					1		1				1		2	2		2	
15	Cholera nostras	1													1	1			
16	Dysentery	52	8	2	4	1	3	8	1	1	3	1	2	2	6	3	6	2	
19	Spirochetal hemorrhagic jaundice	3	1													1	1		
20	Leprosy	1									1								
21	Erysipelas	357	111	12	1	1		2	1	5	4	5	14	22	42	48	53	36	
22	Acute anterior poliomyelitis	239	7	15	12	17	19	70	50	17	11	8	5	6	1	1	1		
23	Lethargic encephalitis	189	7	8	5	4	1	17	5	12	14	15	8	28	35	24	5	1	
24	Meningococcus meningitis	619	72	46	43	34	22	94	75	68	36	20	24	41	23	18	3		
25	Other epidemic and endemic diseases	33	15	7	1	2	3	1	1	1	1			1			1		
27	Anthrax	3							1				1		1				
28	Rabies	7				1		2					2	2					
29	Tetanus	67	5					8	18		6	3	2	2	7	5			
30	Mycoses	17	3				1			1	1	1	4	2	6	3			
	Tuberculosis (all forms)	9,662	138	151	89	47	48	128	162	667	1,106	1,157	999	1,810	1,525	981	477	125	2
31	Of the respiratory system	8,535	31	47	19	9	8	44	106	587	1,022	1,071	931	1,813	1,432	865	433	115	2
32	Of the meninges, central nervous system	485	73	84	54	28	25	54	31	37	19	22	15	28	9	4	2		
33	Of the intestines, peritoneum	212	5	7	5	4	4	10	7	13	27	23	15	23	37	21	11		
34	Of the vertebral column	90	2	1		1	1	6	5	8	9	9		10	13	8	4	4	
35	Of the joints	21				1		1	4	2	1			2	5	1	3	1	
36	Of other organs	133	2	4	2		1	1	7	5	14	17	21	13	22	17	6		
37a	Disseminated (acute)	174	25	8	9	4	9	12	8	13	20	16	10	12					
37b	Disseminated (chronic or unspecified)	12								3	2	2		2	2	1	1		
38	Syphilis	973	176	7	2	2	2	4	7	11	23	45	59	197	228	142	61	7	
40	Gonococcus infection	70	12							4	15	11	4	19	3	2			
41	Purulent infection, septicemia	73	14	2	1	1	4	3	5	4	5	1	6	4	7	7	6	3	
42	Other infectious diseases	1									1								

CAUSES OF DEATH, BY AGE

251

TABLE 8.—DEATHS (EXCLUSIVE OF STILLBIRTHS) FROM EACH CAUSE, BY AGE, IN THE REGISTRATION AREA AND EACH REGISTRATION STATE: 1928—Continued

List No.	CAUSE OF DEATH	All deaths	Under 1 year	1 year	2 years	3 years	4 years	5 to 9 years	10 to 14 years	15 to 19 years	20 to 24 years	25 to 29 years	30 to 34 years	35 to 39 years	40 to 44 years	45 to 49 years	50 to 54 years	55 to 59 years	60 to 64 years	65 to 69 years	70 years and over	Age unknown
NEW YORK—Continued																						
	II.—General diseases not included in Class I.	21,391	337	64	48	43	45	153	148	162	198	270	501	2,011	3,909	5,637	5,207	2,655	3			
43	Cancer and other malignant tumors.	14,773	6	7	9	11	9	30	21	47	66	106	250	1,277	2,810	4,141	3,889	2,093	1			
44	Of the buccal cavity.	440						2	1	1	2	1	3	1	3	22	79	115	75			
45	Of the stomach, liver.	4,948	1		1	1	1	2		3	3	20	40	272	835	1,517	1,512	739	1			
46	Of the peritoneum, intestines, rectum.	2,535			2	1	1	2	1	5	9	24	47	200	439	701	701	402				
47	Of the female genital organs.	1,893	1	1	1			3		2	10	19	43	300	475	486	342	149				
48	Of the breast.	1,464						1		2	2	11	32	188	364	406	291	167				
49	Of the skin.	274	1						1		3		6	18	27	40	68	110				
50	Of other or unspecified organs.	3,279	3	6	5	8	6	20	18	34	37	31	79	277	591	853	860	451				
	Tumors, benign and unqualified (tumors of the female genital organs excepted).	124	1	4	1	2	2	2		2	4	3	7	8	20	27	26	15				
51	Acute rheumatic fever.	372	2		4	9	9	65	60	39	20	22	21	35	32	25	17	12				
52	Chronic rheumatism, osteoarthritis, gout.	146						1	1	1	2	2	6	7	13	27	41	45				
53	Scurvy.	8	2					1			1				2		1	1				
54	Pellagra.	11										1	1	1	3	2	2					
56	Rickets.	43	26	11	2		1	2	1													
57	Diabetes mellitus.	3,178	1	3	2	3	2	11	31	29	22	26	31	174	483	990	984	385	1			
58a	Pernicious anemia.	398			1	1		1	3	1	7	7	17	34	48	109	112	57				
58b	Other anemias and chlorosis.	63	3	3	1	1	1	3	3	3	4	1	4	10	4	9	6	7				
59	Diseases of the pituitary gland.	21						1	1	1		2	4	4	4	3	1					
60a	Exophthalmic goiter.	322					1		1	11	15	22	23	68	79	59	35	8				
60b	Other diseases of the thyroid gland.	63	4	1		2		2		2	2		3	12	12	8						
61	Diseases of the parathyroid glands.	13	11	2																		
62	Diseases of the thymus gland.	170	134	17	7	4	3	2		1	1		1									
63	Diseases of the adrenals (Addison's disease).	51							1	2	1	3	8	8	17	9	1	1				
64	Diseases of the spleen.	26	2			1	1	1		2	1	4		3	8	5						
65a	Leukemia.	330	5	4	15	8	12	17	19	7	18	11	25	40	56	59	27	7				
65b	Hodgkin's disease.	155	1	1	3		1	6	4	9	8	14	14	32	30	19	9	4				
66	Alcoholism (acute or chronic).	866							3	16	38	74	278	273	141	38	4	1				
67a	Chronic lead poisoning.	11								1				1	4	3	2					
67b	Other chronic mineral poisoning.	1																				
68	Chronic poisoning by organic substances.	35									5	10	10	5	9							
69	Other general diseases.	211	139	11	3	1	2	9	2	2	4	3	2	5	9	4	8	7				
	III.—Diseases of the nervous system and of the organs of special sense.	13,416	308	94	53	48	46	201	117	131	148	163	251	850	1,604	2,697	3,368	3,334	3			
70	Encephalitis.	96	11	5	2	2	1	4	4	8	7	5	9	9	10	10	7	2				
71a	Simple meningitis.	268	57	19	15	10	12	26	12	16	5	11	8	26	20	17	6	2				
71b	Non-epidemic cerebrospinal meningitis.	73	16	6	4	2	7	10	5	4	1	2	4	3	3	5	4	17				
72	Tabs dorsalis (locomotor ataxia).	165																				
73	Other diseases of the spinal cord.	366	2	3	2	2	1	10	8	9	10	7	14	35	65	61	35	1				
74a	Cerebral hemorrhage.	8,979	13	7	3	5	1	6	4	8	11	25	33	270	966	1,996	2,771	2,858	1			
74b	Cerebral embolism and thrombosis.	651	3	3	1	1	1	4	5		7	3	11	33	62	149	178	190				
75	Paralysis without specified cause.	245	2	1						2	2	12	54	185	183	130	42	7				
76	General paralysis of the insane.	619							1	3	8	29	28	38	28	21	9	6				
77	Other forms of mental alienation.	192								8	29	28	31	47	51	20	11	9				
78	Epilepsy.	278	3		3	3	1	10	12	24	28	25	31									
79	Convulsions (nonpuerperal; 5 years and over).	2										1					1					
80	Infantile convulsions (under 5 years).	67	56	6	2	2	1															
81	Chorea.	5					1		1					1	1							
82	Neuralgia and neuritis.	27									1		2	7	4	5	13	5				
83	Softening of the brain.	70											1									
84	Other diseases of the nervous system.	682	26	10	10	4	7	27	18	20	21	17	36	98	115	121	92	41				
85	Diseases of the eye and annexa.	7						1	1						1	1	1	1				
86a	Diseases of the ear.	324	82	24	5	7	8	43	18	15	12	10	10	25	26	24	10	5				
86b	Diseases of the mastoid process.	300	36	10	6	10	5	60	28	14	18	12	16	37	17	16	10	5				
	IV.—Diseases of the circulatory system.	38,788	107	23	22	29	31	198	291	356	372	434	557	2,182	4,583	7,872	10,585	11,140	6			
87	Pericarditis.	88	3			1	2	6	2	4	3	6	6	11	15	16	12					
88	Endocarditis and myocarditis (acute).	1,020	60	7	11	11	5	45	45	54	49	79	57	214	92	104	104	83				
89	Angina pectoris.	2,534						1	1	6	8	42	183	498	734	693	368					
90	Other diseases of the heart.	30,682	31	16	9	15	23	151	235	295	304	325	421	1,606	3,546	6,235	8,624	8,841	5			
91a	Aneurysm.	247						2	2	1	2	11	7	33	64	63	43	21				
91b,c	Other diseases of the arteries.	3,309									2	3	7	61	183	468	902	1,682	1			
92	Embolism and thrombosis (not cerebral).	793	4		2	1	1		1	2	4	5	11	60	162	228	187	125				
93	Diseases of the veins.	82								1	1		3	17	21	23	12	4				
94	Diseases of the lymphatic system.	23	6			1	1		1				2	2	4	2	2	2				
95	Hemorrhage without specified cause.	5	3										1					1				
96	Other diseases of the circulatory system.	5													2		2					
	V.—Diseases of the respiratory system.	15,954	2,827	955	336	175	101	301	206	326	430	510	579	1,710	1,758	2,000	1,947	1,788	5			
97a	Diseases of the nasal fossae.	10	6						1	1			1		14	14	5	3				
97b	Diseases of the nasal fossae annexa.	86	3					3	10	10	8	8	6									
98	Diseases of the larynx.	33	6	7	2	1		3	2		1	1	1	4	2	10	31	77				
99a	Acute bronchitis.	280	107	23	7	6		1	2		2	4	3			15	29	58				
99b	Chronic bronchitis.	212	3					1	1		2	3	2			8	15	33				
99c,d	Bronchitis (unspecified).	106	26	7				1	1		1					4	5	15				
100a	Broncho-pneumonia.	5,701	1,958	556	167	81	44	90	48	45	58	77	95	287	310	502	614	769				
100b	Capillary bronchitis.	157	94	13	4	2		2	2	1	1	2	3			1	12	12				
101a	Lobar pneumonia.	8,360	525	295	130	67	48	171	132	247	318	392	426	1,262	1,282	1,292	1,083	686				
101b	Pneumonia (unspecified).	219	41	14	7	5	2	6	5	6	9	6	8	18	21	24	28	26				
102	Pleurisy.	437	43	33	17	11	4	17	3	10	24	9	25	57	47	63	54	20				
103	Congestion and hemorrhagic infarct of the lung.	88	11	3	1	1		2		1	1				1	4	7	10				
104	Gangrene of the lung.	20								1		2			3	8	3	2				
105	Asthma.	140	2	1	1	1		2			1	1	3	23	24	34	26	20				
106	Pulmonary emphysema.	14												2	1	4	5	2				
107	Other diseases of the respiratory system (tuberculosis excepted).	91	2					1	2	2	3	7	8	23	15	16	10	2				

MORTALITY STATISTICS

TABLE 8.—DEATHS (EXCLUSIVE OF STILLBIRTHS) FROM EACH CAUSE, BY AGE, IN THE REGISTRATION AREA AND EACH REGISTRATION STATE: 1928—Continued

List No.	CAUSE OF DEATH	All deaths	Under 1 year	1 year	2 years	3 years	4 years	5 to 9 years	10 to 14 years	15 to 19 years	20 to 24 years	25 to 29 years	30 to 34 years	35 to 39 years	40 to 44 years	45 to 49 years	50 to 54 years	55 to 59 years	60 to 64 years	65 to 69 years	70 years and over	Age unknown
NEW YORK—Continued																						
	VI.—Diseases of the digestive system.....	9,734	1,811	294	136	106	91	268	197	230	257	312	443	1,106	1,464	1,413	997	609				
108	Diseases of the mouth and annexe.....	93	6	4	1	1	2	1	4	2	8	6	7	17	15	11	4	4				
109a	Adenoid vegetations.....	2							1					1								
109b	Other diseases of the pharynx, tonsils.....	431	35	18	16	16	18	51	28	25	27	26	30	52	37	28	14	10				
110	Diseases of the esophagus.....	20	4	1						1	1		2	1	3	3	2	2				
111a	Ulcer of the stomach.....	660	1							5	14	18	47	146	167	139	79	44				
111b	Ulcer of the duodenum.....	295	1						1	3	4	14	23	64	79	68	25	13				
112	Other diseases of the stomach (cancer excepted).....	228	51	6	3	1		2	1					19	33	27	28	47				
113	Diarrhea and enteritis (under 2 years).....	1,765	1,644	221							2	3	5									
114	Diarrhea and enteritis (2 years and over).....	421			69	40	22	37	10	6	10	11	14	24	34	26	49	69				
115	Ankylostomiasis.....	1						1														
116	Diseases due to other intestinal parasites.....	9			1		1						2	2	1							
117	Appendicitis and typhlitis.....	1,899	5	21	33	36	149	130	155	132	125	148	269	305	203	121	34					
118a	Hernia.....	642	15	1	2		1		2	5	8	12	60	122	165	145	104					
118b	Intestinal obstruction.....	603	99	12	4	7	6	9	4	7	16	19	25	59	82	92	84	78				
119	Other diseases of the intestines.....	141	12	1				2	2	4	3	4		30	31	23	18	11				
120	Acute yellow atrophy of the liver.....	86	4							3	9	17		21	10	10	3	2				
121	Hydatid tumor of the liver.....	6												2	1	1		1				
122	Cirrhosis of the liver.....	1,123			1	1	1	2	5	2	7	15	37	150	273	310	231	88				
123	Biliary calculi.....	490							1		3	17	21	69	120	137	86	36				
124	Other diseases of the liver.....	548	4	1	1	1		2	3	4	7	11	37	85	120	127	86	59				
125	Diseases of the pancreas.....	103	1								1	7	14	20	19	26	14	1				
126	Peritonitis without specified cause.....	168	29	8	5	6	5	11	7	11	8	9	10	16	12	17	8	6				
	VII.—Nonvenereal diseases of the genito-urinary system and annexe.....	13,460	70	17	8	6	8	43	49	98	155	191	334	1,152	1,841	2,771	3,444	3,273				
128	Acute nephritis (including unspecified under 10 years).....	313	25	1	2	4	4	16	10	9	19	16	17	48	50	40	31	21				
129	Chronic nephritis (including unspecified 10 years and over).....	11,293		3	3	2	2	22	34	73	93	108	198	782	1,531	2,465	3,028	2,949				
131	Other diseases of the kidneys and annexe.....	328	33	13	3		2	4	4	3	6	5	24	50	44	55	51	31				
132	Calculi of the urinary passages.....	134							1	1	2	4	13	24	20	30	27	12				
133	Diseases of the bladder.....	68											1	3	9	10	14	30				
134	Diseases of the urethra, etc.....	58	1								1	1	3	5	14	19	8	6				
135	Diseases of the prostate.....	594												5	25	101	256	207				
136	Nonvenereal diseases of the male genital organs.....	15	8													2	3	1	1			
137	Cysts, other benign tumors of the ovary.....	94								4	8	13		27	15	13	7	7				
138	Salpingitis and pelvic abscess (female).....	213					1		12	24	26	35	76	26	6	6	1	1				
139	Benign tumors of the uterus.....	264								1	10	17	115	92	12	9	8					
141	Other diseases of the female genital organs.....	81									5	10	13	17	13	17	6					
142	Nonpuerperal diseases of the breast (cancer excepted).....	5	3									2										
	VIII.—The puerperal state.....	1,317						2	97	239	296	311	361	11								
143	Accidents of pregnancy.....	158								7	22	38	42	46	3							
144	Puerperal hemorrhage.....	176								6	28	41	46	55								
145	Other accidents of labor.....	196								9	24	51	48	63	1							
146	Puerperal septicemia.....	473						1	38	106	106	112	105	5								
147	Puerperal phlegmasia alba dolens, embolus, etc.....	65								3	11	12	15	23	1							
148	Puerperal albuminuria and convulsions.....	242							1	34	46	46	46	68	1							
149	Following childbirth (undefined).....	4									1	1	1	1								
150	Puerperal diseases of the breast.....	3									1	1	1									
	IX.—Diseases of the skin and of the cellular tissue.....	332	63	5	3	4	1	10	9	9	7	16	9	23	38	32	44	59				
151	Gangrene.....	86	2		1	2		2	1	1			2	2	7	4	26	36				
152	Furuncle.....	59	6			1		1	1	3	5	6	3	6	7	9	5	6				
153	Acute abscess.....	103	24	4	2			5	6	4	2	9	3	6	14	9	8	6				
154	Other diseases of the skin and annexe.....	84	31	1			1	2	1	1		1	1	9	10	10	5	11				
	X.—Diseases of the bones and of the organs of locomotion.....	181	9	5	5	5	6	28	19	8	5	6	6	17	15	20	16	11				
155	Diseases of the bones (tuberculosis excepted).....	146	6	5	4	4	6	26	16	5	4	6	6	15	10	14	12	7				
156	Diseases of the joints (tuberculosis and rheumatism excepted).....	30	3		1	1		2	3	2	1			2	5	5	2	3				
158	Other diseases of the organs of locomotion.....	5								1						1	2	1				
	XI.—Malformations.....	1,505	1,349	47	18	17	6	26	13	13	2	3	1	8	1	1						
159a	Congenital hydrocephalus.....	184	147	13	6	3	2	6	2	3				2	2							
159b	Congenital malformations of the heart.....	767	685	23	8	9	1	16	6	9	2	3		4	1							
159c	Other congenital malformations.....	554	517	11	4	5	3	4	5	1			1	2		1						
	XII.—Early infancy.....	6,130	6,130																			
160	Congenital debility, icterus, sclerema.....	555	555																			
161a	Premature birth.....	3,526	3,526																			
161b	Injury at birth.....	1,500	1,500																			
162	Other diseases peculiar to early infancy.....	533	533																			
163	Lack of care.....	16	16																			
164	XIII.—Old age (senility).....	453															6	42	405			

CAUSES OF DEATH, BY AGE

253

TABLE 8.—DEATHS (EXCLUSIVE OF STILLBIRTHS) FROM EACH CAUSE, BY AGE, IN THE REGISTRATION AREA AND EACH REGISTRATION STATE: 1928—Continued

List No.	CAUSE OF DEATH	All deaths	Under 1 year	1 year	2 years	3 years	4 years	5 to 9 years	10 to 14 years	15 to 19 years	20 to 24 years	25 to 29 years	30 to 34 years	35 to 39 years	40 to 44 years	45 to 49 years	50 to 54 years	55 to 59 years	60 to 64 years	65 to 69 years	70 years and over	Age unknown
NEW YORK—Continued																						
	XIV.—External causes.....	12,127	161	121	110	133	138	607	396	507	745	783	874	1,868	1,902	1,548	1,189	1,028	17			
	Suicide.....	1,915							5	41	96	152	162	415	474	307	194	67	2			
165	By poisons (gas or corrosives excepted).....	69								3	1	8	4	20	16	9	4	4				
166	By corrosive substances.....	127								4	11	21	12	40	24	13	2					
167	By poisonous gas.....	624								12	27	44	57	133	164	117	58	12				
168	By hanging or strangulation.....	382							3	7	15	22	21	75	105	59	47	26	2			
169	By drowning.....	88								2	5	3	8	15	22	17	12	4				
170	By firearms.....	312							1	10	28	33	27	58	66	46	37	11				
171	By cutting or piercing instruments.....	96							1		1	1	8	22	28	20	11	4				
172	By jumping from high places.....	179							1	2	10	17	28	41	39	28	18	6				
173	By crushing.....	30								1	2	3	1	8	8	3	4					
174	By other means.....	8									1		1	3	2	1	1					
	Homicide.....	616	15	2	1	1		3	5	31	78	112	105	149	74	34	5	1				
197	By firearms.....	322		1				3	3	23	45	60	60	76	35	18	1					
198	By cutting or piercing instruments.....	111						2	1	4	11	28	21	29	11	2						
199	By other means.....	183	14	1	1	1		1	1	4	22	24	24	44	28	14	4					
	Accidental, other, or undefined.....	9,596	146	119	109	132	138	604	386	435	571	519	607	1,304	1,354	1,207	990	961	14			
175	Poisoning by food.....	19	2					2					3	3	2	1	2					
176	Poisoning by venomous animals.....	3	1																			
177	Other acute poisonings (gas excepted).....	203	3	11	10	3	4	5	1	7	4	16	11	44	44	28	8	4				
178	Conflagration.....	188	4	3	2	6	7	9	4	10	18	13	14	25	28	14	17	12	2			
179	Burns (conflagration excepted).....	472	18	40	33	38	37	56	15	12	19	18	16	37	53	29	29	22				
180	Mechanical suffocation.....	79	51				1	2	2	1	2	2	1	8	3	4						
181	Absorption or irritable, irritating, or poisonous gas.....	732	3	2	4	2		6	4	10	34	45	43	116	150	141	116	55	1			
182	Drowning.....	1,011	1	7	5	6	7	85	100	120	105	62	67	178	146	84	28	9	6			
183	Traumatism by firearms (except in war).....	100		1		3		9	16	14	9	8	12	14	6	8						
184	Traumatism by cutting or piercing instruments.....	78	2	2				1		1	3	3	7	16	14	16	11	2				
185	Traumatism by fall.....	2,139	8	24	15	18	13	50	35	28	52	68	78	215	248	277	348	662				
186a	Traumatism in mines.....	6						1			1	1	1	2	1	1	1					
186b	Traumatism in quarries.....	5						8	3	19	12	16	32	48	37	17	10	7				
187	Traumatism by machines.....	212				1	1	9	12	32	34	33	67	97	63	47	15	1				
188a	Railroad accidents.....	504	1	3	2	1	2	9	12	32	34	33	67	97	63	47	15	1				
	Collision with automobiles.....	151	1	1	1	1	1	3	4	16	16	9	17	31	15	21	9	5				
	Other railroad accidents.....	353		2	1	1	1	6	8	16	18	24	50	66	70	42	38	10	1			
188b	Street-car accidents.....	264			2	1		6	4	9	27	21	24	42	39	48	31	10				
	Collision with automobiles.....	39						2	2	6	4	8	8	4	7	7	1					
	Other street-car accidents.....	225			2	1		6	4	7	21	17	16	38	32	41	30	10				
188c	Automobile accidents (excluding collision with railroad trains and street cars).....	2,554	12	9	20	44	58	315	164	135	170	141	152	283	318	353	255	122	3			
188d	Airplane and balloon accidents.....	24								3	5	5	6	4	4	1						
188e,f	Injuries by other vehicles.....	115	1	1	4	1	1	6	1	3	5	5	6	12	12	17	28	7				
188g	Landslide, other crushing.....	51	1				1	1	1	2	3	5	6	9	14	4	4	1				
189	Injuries by animals (not poisoning).....	35			1			5	2	1	1	1	1	2	4	9	4	4				
192	Starvation (deprivation of food or water).....	2																				
193	Excessive cold.....	22						2		1	2			2	4	3	6	2				
194	Excessive heat.....	74	8	2		2		1	1	1	3			4	15	13	10	8				
195	Lightning.....	12											2	4	3	1						
196	Other accidental electric shocks.....	84						2	1	6	15	17	11	20	8	2	1					
201	Fracture (cause not specified).....	49						1			6		1	9	10	9	6	7				
202	Other external violence.....	559	30	14	10	6	3	25	16	16	35	36	42	99	110	67	37	13				
	XV.—Ill-defined diseases.....	120	25	12	1	1	1		2	1		2	4	17	13	13	11	16	1			
204	Sudden death.....	7	4																			
205a	Ill-defined.....	58	7	10	1	1	1		1			2	4	6	6	3	7	9				
205b	Not specified or unknown.....	55	14	2					1	1				11	7	10	4	4				

NORTH CAROLINA

All causes.....		White.....	22,413	4,196	860	382	219	146	487	347	516	678	628	735	1,571	1,879	2,232	3,592	3,823	122
		Colored.....	13,747	2,739	526	214	121	81	251	265	677	831	760	663	1,335	1,533	1,280	1,126	1,202	143
I.—Epidemic, endemic, and infectious diseases.....		White.....	3,546	434	281	155	97	63	179	86	119	201	206	232	411	266	204	297	302	19
		Colored.....	2,557	279	125	63	45	21	83	86	291	339	278	206	288	201	116	58	54	24
1	Typhoid and paratyphoid fever.....	W.....	91			1	1		8	8	11	6	6	13	13	9	5	8		2
2	Typhus fever.....	C.....	100				4		7	11	26	23	6	6	8	4	2	2		1
4	Malta fever.....	W.....	1																	
5	Malaria.....	W.....	31	4				1	2	1					3	5	5	4		5
		C.....	33	2	1	2			7	4	3	2			3	3	2		1	1
6	Smallpox.....	W.....	8	1	1										1	2		1		
		C.....	9																	
7	Measles.....	W.....	400	97	76	29	16	13	43	24	11	5	11	1	14	20	7	8	15	
		C.....	115	28	25	10	9	3	7	13	5	5	4	1	2	1				1
8	Scarlet fever.....	W.....	39	4	9	4	4	4	13		1									
		C.....	2				1	1												
9	Whooping cough.....	W.....	103	56	32	11	2	1	1											
		C.....	85	46	20	5	5	2		2										
10	Diphtheria.....	W.....	294	38	63	59	38	27	56	4	1	3				2		1	1	1
		C.....	75	11	18	13	5	9	14	3										
11a	Influenza (with pulmonary complications).....	W.....	806	103	46	25	28	12	20	15	22	32	22	33	88	72	59	108	122	4
		C.....	327	55	20	10	7	2	9	9	30	16	18	18	36	35	21	20	15	6
11b	Influenza (other and unspecified).....	W.....	290	45	11	4	2	1	9	4	4	8	9	11	15	12	19	37	98	1
		C.....	144	28	9		2		5	2	8	4	10	5	8	18	21	9	19	1
13	Mumps.....	W.....	1																	

MORTALITY STATISTICS

TABLE 8.—DEATHS (EXCLUSIVE OF STILLBIRTHS) FROM EACH CAUSE, BY AGE, IN THE REGISTRATION AREA AND EACH REGISTRATION STATE: 1928—Continued

List No.	CAUSE OF DEATH	All deaths	Under 1 year	1 year	2 years	3 years	4 years	5 to 9 years	10 to 14 years	15 to 19 years	20 to 24 years	25 to 29 years	30 to 34 years	35 to 44 years	45 to 54 years	55 to 64 years	65 to 74 years	75 years and over	Age unknown
NORTH CAROLINA—Continued																			
I.—Epidemic, endemic, and infectious diseases—Continued.																			
15	Cholera nostras.....	W 7 C 3	3	1	1											2	1		
16	Dysentery.....	W 118 C 71	22	22	7	2		2	2	2	1	1	1	3	2	7	18	28	
21	Erysipelas.....	W 46 C 7	17	5	1			2			1	1	1	5	3	4	3	1	
22	Acute anterior poliomyelitis.....	W 18 C 10	3	2	1	1		4	2	1	1	1	1						
23	Lethargic encephalitis.....	W 16 C 6	3	1		1	1	2	1	1	1	1	2	2	2		1	1	
24	Meningococcus meningitis.....	W 14 C 7	4	1	1	1	1	2	2	1	1	1	1	1					
25	Other epidemic and endemic diseases.....	W 11 C 3	5	1	1	2		1	1	1			1	2					
28	Rabies.....	W 2 C 1		1				2											
29	Tetanus.....	W 13 C 24	4	1			1	5	1	2	1	6	1	1			1		1
30	Mycoses.....	W 12 C 1	10	1	1	1	1	7	15	58	138	150	149	250	127	89	100	25	9
	Tuberculosis (all forms).....	W 1,145 C 1,310	12	8	6	8	1	22	36	202	255	215	156	185	104	51	22	7	11
31	Of the respiratory system.....	W 1,085 C 1,203	3	1	3	4		3	7	48	129	144	137	242	115	81	91	22	9
32	Of the meninges, central nervous system.....	W 35 C 20	9	7	1	2		2	4	2	2	2	1	2	5	4	6	1	1
33	Of the intestines, peritoneum.....	W 37 C 45	2	4		1	1	3	2	10	6	5	2	7	6	1	2		
34	Of the vertebral column.....	W 5 C 10			1		1	1		1	1	3	1	2		2	1		
35	Of the joints.....	W 9 C 3						1	1	2	1	1	1	1	1	2			
36	Of other organs.....	W 11 C 12		2	1			1	1	3	1	1	1	1	1	1	1		
37a	Disseminated (acute).....	W 18 C 1	1	1	1	1		1	2	4	5	1	1	1	1				
37b	Disseminated (chronic or unspecified).....	W 1 C 48								1					1				
38	Syphilis.....	W 184 C 9	41	2	3		1	2	1	8	17	20	14	33	28	9	1	2	2
40	Gonococcus infection.....	W 18 C 32		2	3	2	1	3	2	4	5	3	3	5	1	2	2	1	2
41	Purulent infection, septicemia.....	W 39 C 1	1			1			1				2	1	1	1		2	
42	Other infectious diseases.....	W 2 C 2								1				1					
II.—General diseases not/White included in Class I/Colored		2,135 1,028	65 29	17 10	10 4	11 1	6 1	24 16	29 22	38 33	34 64	59 53	86 75	217 185	350 212	418 146	470 100	290 64	11 13
	Cancer and other malignant tumors.....	W 1,137 C 383	4	1	3	5	4	3	6	9	4	14	29	89	185	256	307	215	3
43	Of the buccal cavity.....	W 33 C 8		1	1	1		3	3	2	4	5	2	4	2	8	55	31	6
44	Of the stomach, liver.....	W 385 C 96	1		1			1	1	1	1	5	2	21	56	85	129	80	1
45	Of the peritoneum, intestines, rectum.....	W 125 C 33			1	1		1	1	1	1	1	4	10	19	26	22	7	3
46	Of the female genital organs.....	W 172 C 112						1		1	1	3	11	19	42	45	31	18	
47	Of the breast.....	W 101 C 38									3	2	12	24	33	27	7	4	
48	Of the skin.....	W 59 C 8	1		1	2		1			1		1	12	4	7	9	5	
49	Of other or unspecified organs.....	W 282 C 88	2	1	1	2	2	1	5	6	1	6	5	20	30	51	76	51	2
50	Tumors, benign and unqualified (tumors of the female genital organs excepted).....	W 10 C 12		1	1				1				1	1	1	2	4	1	
51	Acute rheumatic fever.....	W 46 C 43	1			1		2	8	7	2	2	1	6	4	1	8	3	
52	Chronic rheumatism, osteoarthritis, gout.....	W 26 C 9	1					1	1	1	1	2	2	2	4	3	9	3	
54	Pellagra.....	W 464 C 387		3	1			2	8	9	17	14	23	37	79	100	86	73	6
56	Rickets.....	W 3 C 12	2	1	1														
57	Diabetes mellitus.....	W 87 C 32	1	1					3	3	3	1	2	4	2	3	1		
58a	Pernicious anemia.....	W 11 C 12		1	1					1	1	1	1	3		2	1		
58b	Other anemias and chlorosis.....	W 11 C 4								1		1	1	2			1		
59	Diseases of the pituitary gland.....	W 1 C 37							1		2	3	3	2	7	9	8	3	
60a	Exophthalmic goiter.....	W 18 C 8		1	1			1	1	1			3	7	5	2	1	1	
60b	Other diseases of the thyroid gland.....	W 3 C 1			1					1				1				1	
61	Diseases of the parathyroid glands.....	W 2 C 23		1	1														
62	Diseases of the thymus gland.....	W 4 C 4																	
63	Diseases of the adrenals (Addison's disease).....	W 4 C 7			1			1	1	1			1	1	1	3	2		
64	Diseases of the spleen.....	W 31 C 6			1	2		6	3	2	3	2	2	1	1	1	3	2	
65a	Leukemia.....	W 31 C 6			1	2		6	3	2	3	2	2	1	1	1	3	2	

CAUSES OF DEATH, BY AGE

255

TABLE 8.—DEATHS (EXCLUSIVE OF STILLBIRTHS) FROM EACH CAUSE, BY AGE, IN THE REGISTRATION AREA AND EACH REGISTRATION STATE: 1928—Continued

List No.	CAUSE OF DEATH	All deaths	Under 1 year	1 year	2 years	3 years	4 years	5 to 9 years	10 to 14 years	15 to 19 years	20 to 24 years	25 to 29 years	30 to 34 years	35 to 44 years	45 to 54 years	55 to 64 years	65 to 74 years	75 years and over	Age unknown
NORTH CAROLINA—Continued																			
	II.—General diseases not included in Class I—Continued.																		
65b	Hodgkin's disease..... (W.....) (C.....)	6 4				1										3	2		
66	Alcoholism (acute or chronic)..... (W.....) (C.....)	39 18							1	1	1	2	6	1	9	10	5	1	2
67a	Chronic lead poisoning..... (C.....)	1								1	3	2	1		5	4			
67b	Other chronic mineral poisoning..... (C.....)	1								1					1				
68	Chronic poisoning by organic substances..... (W.....) (C.....)	3 53												1		1			
69	Other general diseases..... (W.....) (C.....)	15	32	6	3	2	1		1			1			1		4	2	1
	III.—Diseases of the nervous system and of the organs of special sense..... (White.....) (Colored.....)	2,312 1,245	87 38	32 3	16 10	13 3	2 7	34 9	24 17	26 21	34 23	18 28	33 31	120 129	253 242	385 237	643 221	576 204	16 22
70	Encephalitis..... (W.....) (C.....)	40 14	4	1		3		2	1	2	3	5	2	6	2	3	3	3	1
71a	Simple meningitis..... (W.....) (C.....)	53 16	21 6	7	2	1		9	2	1	4	1		1	1	2			1
71b	Nonepidemic cerebrospinal meningitis..... (W.....) (C.....)	13 8	5 2	2	1	2		1	2				1		1	1			
72	Tabs dorsalis (locomotor ataxia)..... (W.....) (C.....)	14 6						1						2	1	3	5	2	
73	Other diseases of the spinal cord..... (W.....) (C.....)	57 22				2		1	1	2			2	2	6	8	12	22	1
74a	Cerebral hemorrhage..... (W.....) (C.....)	1,538 820	4 1	2	2	1	1	1	5	3	7	5	11	77	175	296	515	422	12
74b	Cerebral embolism and thrombosis..... (W.....) (C.....)	31 7						1		2	3	10	15	85	176	188	156	160	19
75	Paralysis without specified cause..... (W.....) (C.....)	226 147		1				1			2	1	1	3	18	35	68	96	2
76	General paralysis of the insane..... (W.....) (C.....)	31 44						1				2		12	28	24	40	6	1
77	Other forms of mental alienation..... (W.....) (C.....)	25 21								1	1			10	15	2	6		
78	Epilepsy..... (W.....) (C.....)	61 70	3 7	1	1	1	1	1	4	9	5	6	5	8	9	7	3	2	2
79	Convulsions (nonfebrile; 5 years and over)..... (W.....) (C.....)	9 9							4	2	1	1		1				1	
80	Infantile convulsions (under 5 years)..... (W.....) (C.....)	22 17	14 14	3	4	1													
81	Chorea..... (W.....) (C.....)	2						1			1								
82	Neuralgia and neuritis..... (W.....) (C.....)	4 3												2	1	1	1	1	
83	Softening of the brain..... (W.....) (C.....)	6 3													1		1	4	
84	Other diseases of the nervous system..... (W.....) (C.....)	77 24	2 3	2	1		1	3	2	4	2	3	1	4	6	14	9	15	1
85	Diseases of the eye and annexa..... (W.....) (C.....)	3 1		1									1		3		1	1	
86a	Diseases of the ear..... (W.....) (C.....)	48 8	18 4	8	2	1		6	2	2	1		1	1	2	1	1	2	
86b	Diseases of the mastoid process..... (W.....) (C.....)	57 5	16	5	4	1		6	4	4	5			1	5	2	2	2	
	IV.—Diseases of the circulatory system..... (White.....) (Colored.....)	3,125 1,596	19 3	5 2	3 1	6 1	2 2	14 9	25 13	24 28	27 40	33 60	43 70	162 198	319 323	511 302	892 255	1,025 263	15 26
87	Pericarditis..... (W.....) (C.....)	9 7	2							1				2	1		3	1	
88	Endocarditis and myocarditis (acute)..... (W.....) (C.....)	88 51	2	1	1		1	2	8	8	7	7	4	20	4	4	14	6	
89	Angina pectoris..... (W.....) (C.....)	263 60								4	5	5	1	4	6	23	4		
90	Other diseases of the heart..... (W.....) (C.....)	2,508 1,370	12 3	2	2	5	1	12	17	14	17	21	35	109	241	400	725	882	13
91a	Aneurysm..... (W.....) (C.....)	15 19									32	1		2	3	5	2	2	24
91b,c	Other diseases of the arteries..... (W.....) (C.....)	143 53								1				2	8	5	1	1	
92	Embolism and thrombosis (not cerebral)..... (W.....) (C.....)	57 11	1	1						1	1		3	7	10	11	13	9	
93	Diseases of the veins..... (W.....) (C.....)	5 3												2	2				1
94	Diseases of the lymphatic system..... (W.....) (C.....)	3 8		1				1						1	1			1	
95	Hemorrhage without specified cause..... (W.....) (C.....)	1 7		1		1								1					
96	Other diseases of the circulatory system..... (W.....) (C.....)	25 14									2	1		1	3	1	7	6	1
	V.—Diseases of the respiratory system..... (White.....) (Colored.....)	1,947 1,180	495 357	147 100	67 46	29 20	17 16	57 45	38 26	51 59	59 67	46 62	59 52	130 88	122 75	103 54	219 56	294 52	14 5
97a	Diseases of the nasal fossae..... (W.....) (C.....)	14 18	7 15					1					1		1			5	
97b	Diseases of the nasal fossae and annexa..... (W.....) (C.....)	17 5		2					3	2	1	1	2	3	1				
98	Diseases of the larynx..... (W.....) (C.....)	8 7	2		1	1	1					2					1		
99a	Acute bronchitis..... (W.....) (C.....)	18 12	8 8	2 1	1	1				1				1	1		2	3	
99b	Chronic bronchitis..... (W.....) (C.....)	22 4			2							1					5	11	1
99c,d	Bronchitis (unspecified)..... (W.....) (C.....)	22 17	11 10		3									1	1		3	2	

MORTALITY STATISTICS

TABLE 8.—DEATHS (EXCLUSIVE OF STILLBIRTHS) FROM EACH CAUSE, BY AGE, IN THE REGISTRATION AREA AND EACH REGISTRATION STATE: 1928—Continued

List No.	CAUSE OF DEATH	All deaths	Under 1 year	1 year	2 years	3 years	4 years	5 to 9 years	10 to 14 years	15 to 19 years	20 to 24 years	25 to 29 years	30 to 34 years	35 to 44 years	45 to 54 years	55 to 64 years	65 to 74 years	75 years and over	Age un- known
NORTH CAROLINA—Continued																			
V.—Diseases of the respiratory system—Continued.																			
100a	Broncho-pneumonia.....	W 738 C 372	325 189	77 54	32 29	13 11	5 8	18 13	8 3	5 7	4 7	7 4	8 4	20 7	20 9	16 12	56 4	118 10	6 1
100b	Capillary bronchitis.....	W 6 C 8	4 1	2 1			1 1					1 1							
101a	Lobar pneumonia.....	W 836 C 536	84 72	47 28	21 9	9 3	10 5	29 19	18 17	39 42	38 46	32 46	34 37	84 65	79 51	72 30	122 37	113 26	5 3
101b	Pneumonia (unspecified).....	W 164 C 135	46 54	10 9	7 6	4 4		5 9	7 3	4 4	7 7	4 5	6 4	9 8	5 3	8 4	17 6	23 8	2 1
102	Pleurisy.....	W 35 C 22	6 1	2 1		1 1		2 1		1 1		2 2		4 5	3 3	6 2	1 1	4 9	
103	Congestion and hemorrhagic in- farct of the lung.....	W 24 C 4	3 1				1 1									1 1		1 1	
104	Gangrene of the lung.....	W 1 C 1																	
105	Asthma.....	W 27 C 24		1 1	1 1			1 1		1 1	1 1	1 1	1 1	6 3	4 4	3 4	7 4	3 3	
106	Pulmonary emphysema.....	W 3 C 1											1 1				1 1	1 1	
107	Other diseases of the respiratory system (tuberculosis excepted).....	W 12 C 15	2 2					2 2	1 1	2 2	1 1	3 3	2 1	1 1	2 1	1 1	1 1	2 3	
VI.—Diseases of the di- White- gestive system..... Colored																			
		1,775 1,077	556 415	276 166	72 37	16 13	20 6	55 21	35 20	43 37	36 38	42 35	52 35	95 60	110 68	110 51	129 36	122 36	6 3
108	Diseases of the mouth and an- nexa.....	W 8 C 15	1 4					1 2		1 1	1 1	1 1	3 3	2 5	1 1	1 1	1 3	1 3	
109b	Other diseases of the pharynx, tonsils.....	W 68 C 48	1 5	3 3	2 5	3 3	4 1	13 6	3 3	4 4	3 3	3 3	4 4	8 5	4 1	5 1	1 1	1 1	2
110	Diseases of the esophagus.....	W 2 C 52		1 1							2 3	2 3	2 3	13 3	11 3	7 6	8 3	6 1	
111a	Ulcer of the stomach.....	W 20 C 22								1 3	1 1	1 3	1 1	2 2	9 9	2 1	3 3	1 1	
111b	Ulcer of the duodenum.....	W 4 C 22									1 1	1 1	1 1	2 2	1 1	2 1	1 1	1 1	
112	Other diseases of the stomach (cancer excepted).....	W 85 C 79	14 24	7 2	2 1			1 1	1 2	2 1	2 4	2 2	1 6	8 10	9 7	11 5	11 6	16 10	
113	Diarrhea and enteritis (under 2 years).....	W 750 C 525	503 368	256 157															
114	Diarrhea and enteritis (2 years and over).....	W 189 C 81			60 27	9 8	8 4	8 6	6 6	1 1	2 4	6 1	2 2	5 2	8 6	9 7	26 6	39 7	1
115	Ankylostomiasis.....	W 1 C 1																	
116	Diseases due to other intestinal parasites.....	W 1 C 2		1 1	1 1	1 1	1 1												1
117	Appendicitis and typhlitis.....	W 231 C 90	1 1	4 1	2 1	5 1	21 5	21 11	27 18	15 12	14 10	27 10	31 7	20 12	28 2	10 3	2 3	2 2	3
118a	Hernia.....	W 21 C 106	2 26	1 6	3 2		1 1	8 1		1 1	1 3	1 5	3 3	10 3	7 7	11 8	8 4	9 4	
118b	Intestinal obstruction.....	W 38 C 11	6 4											1 1	2 1	2 2	2 2	1 1	
119	Other diseases of the intestines.....	W 16 C 6		1 1			1 1			1 1		2 2	1 1	3 1	1 1	2 2		1 1	
120	Acute yellow atrophy of the liver.....	W 5 C 76								1 1			1 1	4 4	16 13	13 9	22 5	17 6	
122	Cirrhosis of the liver.....	W 44 C 27	2 1						1 1		1 1	3 3	1 1	6 2	16 4	7 7	4 1	6 2	2
123	Biliary calculi.....	W 5 C 74		2 2	1 1			1 1			1 1	2 2	2 4	7 8	12 7	11 6	17 5	18 1	
124	Other diseases of the liver.....	W 41 C 2	2 1	1 1					1 1	1 1	2 2	4 1	2 1	8 1	5 1	1 1	3 3	1 1	
125	Diseases of the pancreas.....	W 31 C 22	4 1				1 1	2 1	2 1	3 2	2 3	5 6	1 3	5 3	1 1	1 2			
126	Peritonitis without specified cause.....	W 31 C 22	4 1				1 1	2 1	2 1	3 2	2 3	5 6	1 3	5 3	1 1	1 2			
VII.—Nonvenereal dis- eases of the gen- White- ito-urinary sys- Colored																			
		2,065 1,266	16 11	2 10	8 5	6 1	3 3	6 5	11 6	14 18	37 41	36 53	47 60	119 149	211 226	314 226	610 209	606 222	19 21
128	Acute nephritis (including un- specified under 10 years).....	W 110 C 126	9 8	1 9	4 5	6 1		3 3	3 5	5 3	8 10	7 11	5 7	11 14	16 24	9 10	13 4	9 7	1 3
129	Chronic nephritis (including un- specified 10 years and over).....	W 1,749 C 983			2 1		3 2	2 1	6 1	7 11	20 19	27 31	94 38	175 95	275 178	558 204	547 189	16 10	16
131	Other diseases of the kidneys and annexa.....	W 78 C 25	7 1	1 1	2 1		1 1		2 2	2 2	4 2	1 1	7 1	6 4	13 4	16 3	10 2	1 1	
132	Calculi of the urinary passages.....	W 3 C 9											1 1		2 1		1 1		
133	Diseases of the bladder.....	W 9 C 4													1 1	1 1	6 5		
134	Diseases of the urethra, etc.....	W 11 C 66	1 28								2 1		3 1	3 1	1 1	11 4	21 9	32 10	1
136	Nonvenereal diseases of the male genital organs.....	W 1 C 3		1 1				1 1					1 1	1 1					
137	Cysts, other benign tumors of the ovary.....	W 2 C 13											1 1	1 1					
138	Salpingitis and pelvic abscess (female).....	W 27 C 14								1 1	3 3	5 5	3 3	9 2	1 1		1 1		2
139	Benign tumor of the uterus.....	W 24 C 6										2 2	5 3	12 3	4 1		1 1		
140	Nonpuerperal uterine hemorrhage.....	W 11 C 19									1 3	2 5	4 2	2 1	1 3				

CAUSES OF DEATH, BY AGE

257

TABLE 8.—DEATHS (EXCLUSIVE OF STILLBIRTHS) FROM EACH CAUSE, BY AGE, IN THE REGISTRATION AREA AND EACH REGISTRATION STATE: 1928—Continued

List No.	CAUSE OF DEATH.	All deaths	Under 1 year	1 year	2 years	3 years	4 years	5 to 9 years	10 to 14 years	15 to 19 years	20 to 24 years	25 to 29 years	30 to 34 years	35 to 44 years	45 to 54 years	55 to 64 years	65 to 74 years	75 years and over	Age unknown
NORTH CAROLINA—Continued																			
	VIII.—The puerperal state (White Colored)	371 264							2	50 59	81 60	64 49	65 33	101 52	6 4				4 5
143	Accidents of pregnancy (W C)	33 21								2 2	3 2	4 7	8 5	16 4					
144	Puerperal hemorrhage (W C)	44 20						1		1 2	5 2	10 3	10 7	17 7					1 2
145	Other accidents of labor (W C)	47 35						1		8 4	9 6	8 5	4 5	17 9	1 1				1 2
146	Puerperal septicemia (W C)	76 66							9 18	20 14	10 13	16 9	18 12						
147	Puerperal phlegmasia alba dolens, embolus, etc. (W C)	14 8							1 1	3 3	4 3	3 3	2 2						
148	Puerperal albuminuria and convulsions (W C)	157 114							29 32	41 56	28 15	24 9	30 18						1 2
	IX.—Diseases of the skin and of the cellular tissue (White Colored)	62 36	6 8	2	2	1	1	2	2 1	5 5	3 3	3 3	1 2	1 4	7 5	11 3	10 8		1
151	Gangrene (W C)	14 16	1 1		1										1 3	7 2	4 5		1
152	Furuncle (W C)	19 4		1					2 1	3 2		3 1	1 2		1 1				
153	Acute abscess (W C)	18 10		1 1	1 1	1 1	2		2 1	2 1	3 1				3 1				
154	Other diseases of the skin and anna (W C)	11 6	4 4							1 1				2		1 1		2 5	
	X.—Diseases of the bones and of the organs of locomotion (White Colored)	28 14	2 1	1 2		1		3 1	7 1	3 3		3 2	3 1	2 1	1 2	1			1
155	Diseases of the bones (tuberculosis excepted) (W C)	23 12	2 1	1 2		1		3 1	6 1	2 3		3 1	3 1	1 1		1			
156	Diseases of the joints (tuberculosis and rheumatism excepted) (W C)	4 1							1 1				1						1
158	Other diseases of the organs of locomotion (W C)	1 1												1		1			
	XI.—Malformations (White Colored)	256 43	230 33	9 3		1 1	2 2	6 1	2 1	1 1	3 1	1 1				1			
159a	Congenital hydrocephalus (W C)	26 9	22 6	1			1 1	2		1 1									
159b	Congenital malformations of the heart (W C)	141 17	124 12	5 3		1 1	3 1	2	1 1	2 1	1 1								
159c	Other congenital malformations (W C)	89 17	84 15	3			1	1			1					1			
	XII.—Early infancy (White Colored)	1,628 723	1,628 723																
160	Congenital debility, icterus, sclerosis (W C)	195 115	195 115																
161a	Premature birth (W C)	1,167 520	1,167 520																
161b	Injury at birth (W C)	190 46	190 46																
162	Other diseases peculiar to early infancy (W C)	72 38	72 38																
163	Lack of care (W C)	4 4	4 4																
164	XIII.—Old age (senility) (White Colored)	255 176													3 4	7 36	37 125	212 5	2
	XIV.—External causes (White Colored)	1,577 877	81 47	46 19	33 22	29 19	27 13	93 45	87 53	126 89	152 113	107 98	95 79	170 109	175 72	95 34	107 31	142 24	12 10
	Suicide (W C)	172 16						1	10 1	24 1	17 2	18 2	32 2	33 4	27 2	8 2			2 1
165	By poisons (gas or corrosives excepted) (W C)	5 16								1 5	1 3	1 2	3 2		2				
166	By corrosive substances (W C)	7 15								1 1			2 2						
167	By hanging or strangulation (W C)	7 5								1 1			2 1		1 1				
168	By drowning (W C)	99 7						1	6 1	12 1	11 2	12 1	15 2	18 1	19 1	4 1			1 1
169	By firearms (W C)	11 2							1 1		2 1		2 2		1 1				
170	By cutting or piercing instruments (W C)	1 1								1 1									
171	By jumping from high places (W C)	1 1																	
172	By crushing (W C)	11 1								3			3	5 1					
173	By other means (W C)	109 197	1 1		1			3 5	2 16	13 47	14 34	14 34	20 36	16 11	8 3	2 2	1 1		3
197	By firearms (W C)	78 151						2 2	2 5	13 40	12 33	13 20	16 31	10 6	4 3	1 1			2
198	By cutting or piercing instruments (W C)	9 32			1			1 2	2 4	6 7	8 8	1 1	1 3						
199	By other means (W C)	22 14	1 1	46 19	32 22	29 19	27 13	90 45	81 51	105 72	115 65	76 43	118 71	126 57	60 29	97 27	141 23	10 6	
	Accidental, other, or undefined (W C)	1,296 664	80 46	46 2	32 1	29 1	27 1	90 3	81 51	105 72	115 65	76 43	118 71	126 57	60 29	97 27	141 23	10 6	
175	Poisoning by food (W C)	26 7	8 1			1		1				1	3	1	2	1			
176	Poisoning by venomous animals (W C)	2										1					1		

MORTALITY STATISTICS

TABLE 8.—DEATHS (EXCLUSIVE OF STILLBIRTHS) FROM EACH CAUSE, BY AGE, IN THE REGISTRATION AREA AND EACH REGISTRATION STATE: 1928—Continued

List No.	CAUSE OF DEATH	All deaths	Under 1 year	1 year	2 years	3 years	4 years	5 to 9 years	10 to 14 years	15 to 19 years	20 to 24 years	25 to 29 years	30 to 34 years	35 to 44 years	45 to 54 years	55 to 64 years	65 to 74 years	75 years and over	Age unknown
NORTH CAROLINA—Continued																			
XIV.—External causes—Continued.																			
177	Accidental, other, or undefined—Con.																		
	Other acute poisonings (gas excepted).....	24	2	6	1			5		1	2	3		1	1	1	1		
	Conflagration.....	15	1	2	4	2		1	1	3	4	2	1	1	1		2	2	
178	Burns (conflagration excepted).....	23	1	3			1	1	1	3	4	2	1	1	2		2	2	
179	Mechanical suffocation.....	14	2	1		2		1	1	1	1	2	2				1		
	Absorption of irrespirable, irritating, or poisonous gas.....	141	8	20	15	12	13	11	5	4	4	4	8	8	7	2	7	12	1
	Drowning.....	104	5	9	11	10	9	20	5	2	6	1	2	2	4	8	5	5	
180	Traumatism by firearms (except in war).....	37	33					4											
181	Traumatism by cutting or piercing instruments.....	32	27							1	1			2	1				
182	Traumatism by fall.....	5			1			1	1					1			1		
183	Traumatism in mines.....	79		6			2	6	8	18	9	6	6	7	6	4		1	
184	Traumatism in quarries.....	66			1			11	14	9	9	1	7	7	3		3	1	1
185	Traumatism by machines.....	61	1	1				8	14	9	3	2	6	5	3		1		
186a	Railroad accidents.....	58		1		2	1	3	9	14	9	4	2	7	3		2		1
186b	Collision with automobiles.....	10	1	1		1	1						1	1		2	2		
187	Other railroad accidents.....	4													2				
188a	Street-car accidents.....	160	1	2	1			2	4	3	5	2	1	5	7	12	32	83	
188b	Collision with automobiles.....	27	2	1	1			1	2			2	2	3	4	3	2	4	
188c	Other street-car accidents.....	1								1				1					1
188d	Automobile accidents (excluding collision with railroad trains and street cars).....	2																	
188e	Airplane and balloon accidents.....	18						3	1	1	1	2	2	3	3	1	2		
188f	Injuries by other vehicles.....	17							1	2	5	2	2	3	1		1		
188g	Landslide, other crushing.....	81	1		3	2		6	7	7	5	7	4	15	12	2	5	4	1
189	Injuries by animals (not poisoning).....	35	1		2			4	5	2	1	5	1	6	5		1	1	1
193	Excessive cold.....	7								2				1					
194	Excessive heat.....	46			1	2		2	2	5	4	2	3	9	7	2	4	3	
195	Lightning.....	32								9	2	8	5					1	
196	Other accidental electric shocks.....	1								1									
201	Fracture (cause not specified).....	1																	
202	Other external violence.....	117	21	5	3	4		7	5	10	10	9	6	10	11	3	6	6	1
	XV.—Ill-defined diseases.....	66	7	4	2	1	1	1	2	5	9	3	4	4	6	2	1	4	
	White.....	1,331	577	42	16	9	3	14	7	16	9	10	42	64	80	176	244	3	
	Colored.....	1,665	795	86	26	17	10	16	17	38	44	41	19	75	102	99	121	150	8
204	Sudden death.....	169	20		1	2	1	1			2	3	12	24	18	46	38	1	
205a	Ill-defined.....	119	24		1	2	3		3	5	7	1	13	19	14	19	8		
205b	Not specified or unknown.....	156	38	9		1			1	2	2	2	6	14	12	37	30		
	White.....	136	22	17	3	2		6	3	7	6	6	10	12	18	13	16		
	Colored.....	1,006	519	33	16	7	1	13	5	14	7	14	24	26	50	93	176	2	
	White.....	1,411	749	69	22	17	6	13	11	32	32	28	19	52	71	67	89	126	8

NORTH DAKOTA

	All causes.....	5,513	890	133	88	49	31	135	157	188	178	180	133	391	493	636	909	922	
	I.—Epidemic, endemic, and infectious diseases.....	803	106	48	24	19	8	44	45	58	58	54	38	84	48	48	58	63	
1	Typhoid and paratyphoid fever.....	14			1			1	3	2		1	2	2	1	1			
7	Measles.....	13	2	4	4			1	1	1									
8	Scarlet fever.....	29	2	8	3	2	1	8	3	1		1							
9	Whooping cough.....	31	25	4	2														
10	Diphtheria.....	27	1	4	2	2	1	5	7	2		1	1	1					
11a	Influenza (with pulmonary complications).....	188	38	11	2	2	2	11	1	10	5	5	3	27	8	13	25	25	
11b	Influenza (other and unspecified).....	121	18	7	3	5	2	5	6	6		3	1	10	5	8	11	31	
13	Mumps.....	2	1											1					
15	Cholera nostras.....	1	1																
16	Dysentery.....	4	2	1							1								
21	Erysipelas.....	10	2												1	1	1	5	
22	Acute anterior poliomyelitis.....	17	2	1		2		1	4	4	1	1			1	1			
23	Lethargic encephalitis.....	7		1						2		1			1		1	1	
24	Meningococcus meningitis.....	26	1	3	3	3	1	4	2	1	2	2	1		2	1			
29	Tetanus.....	4						2	1					1					
31	Tuberculosis (all forms).....	293	8	3	4	3	1	6	16	28	47	38	30	41	27	21	19	1	
32	Of the respiratory system.....	244	2	1		1	1	6	8	24	43	36	30	34	21	18	18	1	
	Of the meninges, central nervous system.....	22	5	1	4	1			3	3	3			1		1			

CAUSES OF DEATH, BY AGE

259

TABLE 8.—DEATHS (EXCLUSIVE OF STILLBIRTHS) FROM EACH CAUSE, BY AGE, IN THE REGISTRATION AREA AND EACH REGISTRATION STATE: 1928—Continued

List No.	CAUSE OF DEATH	All deaths	Under 1 year	1 year	2 years	3 years	4 years	5 to 9 years	10 to 14 years	15 to 19 years	20 to 24 years	25 to 29 years	30 to 34 years	35 to 39 years	40 to 44 years	45 to 49 years	50 to 54 years	55 to 59 years	60 to 64 years	65 to 69 years	70 years and over	Age unknown
NORTH DAKOTA—Continued																						
I.—Epidemic, endemic, and infectious diseases—Continued.																						
Tuberculosis (all forms)—Continued.																						
33	Of the intestines, peritoneum	12	1	1		1				1	1			3	4							
34	Of the vertebral column	2													1							
35	Of the joints	4							2	1								1				
36	Of other organs	6							3					2					1			
37a	Disseminated (acute)	2													1							
37b	Disseminated (chronic or unspecified)	1																				
38	Syphilis	9	1	1						1	1			1	2	2			1			
40	Gonococcus infection	2	1							1												
41	Purulent infection, septicemia	5	1						1	1		1		1								
II.—General diseases not included in Class I																						
		701	11	6	4	2	3	10	18	11	5	12	12	56	106	150		193	102			
Cancer and other malignant tumors																						
43	Of the buccal cavity	12		1				2	1	6	3	6	3	33	82	99		153	76			
44	Of the stomach, liver	232										1	2	13	36	58		83	39			
45	Of the peritoneum, intestines, rectum	55								2				6	10	6		23	8			
46	Of the female genital organs	38								1	1		1	3	10	11		9	2			
47	Of the breast	33												5	14	5		6	3			
48	Of the skin	4																1	2			
49	Of other or unspecified organs	91		1				2	1	3	2	5		5	9	14		30	19			
Tumors, benign and unqualified (tumors of the female genital organs excepted)																						
51	Acute rheumatic fever	4		1	1																	
52	Chronic rheumatism, osteoarthritis, gout	13					1	1	3			1	1	4								
56	Rickets	4		2	1									1					2	1		
57	Diabetes mellitus	114						2	2	11	3			1	4	14		26	29	19		
58a	Pernicious anemia	23							1					1	4	1		9	7			
58b	Other anemias and chlorosis	1								1												
59	Diseases of the pituitary gland	2						1														
60a	Exophthalmic goiter	13								1			1	1	4							
60b	Other diseases of the thyroid gland	3			1																	
61	Diseases of the parathyroid glands	2			1																	
62	Diseases of the thymus gland	8		6					1	1												
63	Diseases of the adrenals (Addison's disease)	4												1	1			2				
64	Diseases of the spleen	1																1				
65a	Leukemia	11		1	1	2								1	1	2		1	1	1		
65b	Hodgkin's disease	6							1			2				1			1	1		
66	Alcoholism (acute or chronic)	14										1	1	7	1	4						
69	Other general diseases	9		2	2			3				1				1						
III.—Diseases of the nervous system and of the organs of special sense																						
		577	39	12	7	2	4	9	14	9	13	8	8	24	54	80		162	132			
70	Encephalitis	16		2	2	1		3	2	1	2	1	1	1								
71a	Simple meningitis	22		3	3	2	1	2	3	2	1	2			1	2						
71b	Nonepidemic cerebrospinal meningitis	7						1	2	1	1			2								
72	Tabes dorsalis (locomotor ataxia)	2													1							
73	Other diseases of the spinal cord	14					1			1	1			4	1			1	3	2		
74a	Cerebral hemorrhage	386		1						1		1	3	11	40	65		141	123			
74b	Cerebral embolism and thrombosis	18								1			1		1	3		10	2			
75	Paralysis without specified cause	3													1							
76	General paralysis of the insane	6													1	3		2				
77	Other forms of mental alienation	15													1	3		3				
78	Epilepsy	15		1				2	2	2	3	2	1	1	1							
80	Infantile convulsions (under 5 years)	36		31	4	1																
83	Softening of the brain	1																				
84	Other diseases of the nervous system	19							3	1	1	3	1	1	2			1	3	2		
86a	Diseases of the ear	13		3	2	2			2									1				
86b	Diseases of the mastoid process	4			1				2									1				
IV.—Diseases of the circulatory system																						
		801	5	3	1	2		5	9	13	9	10	5	41	86	133		234	245			
87	Pericarditis	6		1	1				1	2				3	3	4		1	4	2		
88	Endocarditis and myocarditis (acute)	27		1				3		3	1	1	2	5	6	11		14	15			
89	Angina pectoris	51																				
90	Other diseases of the heart	603		2	2		1	1	8	7	8	8	3	28	61	111		175	188			
91a	Aneurysm	5								1				1	2	1						
91b,c	Other diseases of the arteries	77													7	4		28	38			
92	Embolism and thrombosis (not cerebral)	21		1										3	4	2		11				
93	Diseases of the veins	6				1						1		1	2							
94	Diseases of the lymphatic system	1			1																	
95	Hemorrhage without specified cause	1						1														
96	Other diseases of the circulatory system	3														1			1			
V.—Diseases of the respiratory system																						
		564	117	31	17	8	2	18	15	20	7	13	6	39	36	61		70	104			
97a	Diseases of the nasal fossae	2		1																		
97b	Diseases of the nasal fossae annexa	5								2				1								
98	Diseases of the larynx	5		1		2				1												
99a	Acute bronchitis	9		1	1								1	1				1	3	5		
99b	Chronic bronchitis	9																				
99c,d	Bronchitis (unspecified)	17		5		1												1	4	6		
100a	Broncho-pneumonia	248		98	20	12	3	1	9	7	3	1	2	3	5	7		15	19	43		
101a	Lobar pneumonia	220		10	8	3	2		6	8	12	6	7	2	29	27		38	36	26		
101b	Pneumonia (unspecified)	3		1																2		
102	Pleurisy	13			1	1		1	2		1			1				2	2	1		

MORTALITY STATISTICS

TABLE 8.—DEATHS (EXCLUSIVE OF STILLBIRTHS) FROM EACH CAUSE, BY AGE, IN THE REGISTRATION AREA AND EACH REGISTRATION STATE: 1928—Continued

List No.	CAUSE OF DEATH	All deaths	Under 1 year	1 year	2 years	3 years	4 years	5 to 9 years	10 to 14 years	15 to 19 years	20 to 24 years	25 to 29 years	30 to 34 years	35 to 44 years	45 to 54 years	55 to 64 years	65 to 74 years	75 years and over	Age unknown
NORTH DAKOTA—Continued																			
	V.—Diseases of the respiratory system—Continued.																		
103	Congestion and hemorrhagic infarct of the lung	15														1	1	13	
104	Gangrene of the lung	1										1							
105	Asthma	12												1	1	1	5	4	
106	Pulmonary emphysema	2								1									
107	Other diseases of the respiratory system (tuberculosis excepted)	3						1						1	1				
	VI.—Diseases of the digestive system	461	91	9	13	9	8	24	18	25	18	16	14	39	61	38	40	29	
108	Diseases of the mouth and annexa	4													3	1			
109b	Other diseases of the pharynx, tonsils	18		2		1		1	1	3	2	1	1	3	2	1	1		
110	Diseases of the esophagus	1	1																
111a	Ulcer of the stomach	24									2	2		3	3	7	7		
111b	Ulcer of the duodenum	13								1		3	1	1	2	2	3		
112	Other diseases of the stomach (cancer excepted)	13	9	1				1										2	
113	Diarrhea and enteritis (under 2 years)	72	68	4															
114	Diarrhea and enteritis (2 years and over)	21			9	1	1	3	1			1					2	3	
117	Appendicitis and typhlitis	134		1	2	5	6	17	13	19	10	6	8	17	17	8	2	3	
118a	Hernia	21	3								1			1	3	3	8	2	
118b	Intestinal obstruction	42	8	1			1	2	2	2	2	1		1	4	5	7	6	
119	Other diseases of the intestines	7	1											1	1	1	1	3	
120	Acute yellow atrophy of the liver	1									1								
122	Cirrhosis of the liver	23				1							1	1	4	3	8	5	
123	Biliary calculi	39									2	2	5	13	6	7	4		
124	Other diseases of the liver	15							1				1	4	5	1	2	1	
125	Diseases of the pancreas	1													1				
126	Peritonitis without specified cause	12	1		2	1								2	3	1	2		
	VII.—Nonvenereal diseases of the genito-urinary system and annexa	367	3	2	1		1	3	3	7	7	7	10	28	38	69	86	102	
128	Acute nephritis (including unspecified under 10 years)	20		2			1	2		3	1		2	3	3		1	2	
129	Chronic nephritis (including unspecified 10 years and over)	282	1		1			1	3	3	6	4	5	20	24	56	71	87	
131	Other diseases of the kidneys and annexa	12	2							1				1	2	4	1	1	
133	Diseases of the bladder	7														1	1	5	
134	Diseases of the urethra, etc.	2												1					
135	Diseases of the prostate	21													2	2	10	7	
137	Cysts, other benign tumors of the ovary	3												1	1		1		
138	Salpingitis and pelvic abscess (female)	6									2	1	1	1		2			
139	Benign tumors of the uterus	10									1	1	1	1	5	2			
141	Other diseases of the female genital organs	4											1		1	1	1		
	VIII.—The puerperal state	86								7	21	18	13	22	5				
143	Accidents of pregnancy	13									1	8	1	3					
144	Puerperal hemorrhage	10								2	2		2	4					
145	Other accidents of labor	10								3	1	2	4						
146	Puerperal septicemia	31								1	12	8	6	3	1				
147	Puerperal phlegmasia alba dolens, embolus, etc.	4								1		1	1	1					
148	Puerperal albuminuria and convulsions	18								3	3		1	7	4				
	IX.—Diseases of the skin and of the cellular tissue	23	5		1	1		1	2	1		1	1			2	3	5	
151	Gangrene	7														1	2	4	
152	Furuncle	5							1	1		1				1	1		
153	Acute abscess	2				1							1						
154	Other diseases of the skin and annexa	9	5		1			1	1									1	
	X.—Diseases of the bones and of the organs of locomotion	4							3				1						
155	Diseases of the bones (tuberculosis excepted)	4							3				1						
	XI.—Malformations	76	65	3	3					5									
159a	Congenital hydrocephalus	10	5	2	1					2									
159b	Congenital malformations of the heart	28	25	1						2									
159c	Other congenital malformations	38	35		2					1									
	XII.—Early infancy	359	359																
160	Congenital debility, icterus, sclerema	43	43																
161a	Premature birth	241	241																
161b	Injury at birth	49	49																
162	Other diseases peculiar to early infancy	26	26																
164	XIII.—Old age (senility)	119														4	14	101	
	XIV.—External causes	455	13	12	14	6	5	21	30	32	40	41	24	53	51	45	32	36	
	Suicide	58								5	3	6	2	13	10	12	5	2	
165	By poisons (gas or corrosives excepted)	7									1	2		2	2				
166	By corrosive substances	6									1	2	1		2				
167	By poisonous gas	3								1						2			
168	By hanging or strangulation	15								2		1	1	5	3	2		1	

CAUSES OF DEATH, BY AGE

261

TABLE 8.—DEATHS (EXCLUSIVE OF STILLBIRTHS) FROM EACH CAUSE, BY AGE, IN THE REGISTRATION AREA AND EACH REGISTRATION STATE: 1928—Continued

List No.	CAUSE OF DEATH	All deaths	Under 1 year	1 year	2 years	3 years	4 years	5 to 9 years	10 to 14 years	15 to 19 years	20 to 24 years	25 to 29 years	30 to 34 years	35 to 44 years	45 to 54 years	55 to 64 years	65 to 74 years	75 years and over	Age unknown
NORTH DAKOTA—Continued																			
XIV.—External causes—Continued.																			
Suicide—Continued.																			
169	By drowning	1												1					
170	By firearms	21								2	1	1		5	1	6	4	1	
171	By cutting or piercing instruments	4												2	1	1	1		
173	By crushing	1												1	1	1			
197	Homicide	7	2									2		1	1	1			
199	By firearms	5										2		1	1	1			
	By other means	2	2									2		1	1	1			
175	Accidental, other, or undefined	390	11	12	14	6	5	21	30	27	37	33	22	39	40	32	27	34	
177	Poisoning by food	4	1	1				2											
	Other acute poisonings (gas excepted)	9	1	2	1			1						2		2			
178	Conflagration	12	1			1		1			1			2		1	3		
179	Burns (conflagration excepted)	21		3	3	1		3		2	1	1	2	2	1	1	1		
180	Mechanical suffocation	8	3						1		1	1		2					
181	Absorption of irrespirable, irritating, or poisonous gas	15								2	1	3		2	5	1	1		
182	Drowning	35		2	5	2	1	3	5	2	6	5	1	3					
183	Traumatism by firearms (except in war)	16				1		1	3	4	2		2	1		1	1		
184	Traumatism by cutting or piercing instruments	5										1	1	1	1	6	2	1	25
185	Traumatism by fall	45	1		1			3			1	1	1	1	1	2	4		
186a	Traumatism in mines	6									1	1		1	2		2		
187	Traumatism by machines	26						1	2	1	4	7	2	3	1	3	2		
188a	Railroad accidents	23								1	4	1	4	2	1	4	5	1	
	Collision with automobiles	10								1	2		2	2			3		
188c	Other railroad accidents	13								2	1	2			1	4	2	1	
	Automobile accidents (excluding collision with railroad trains and street cars)	79			3	1	2	2	7	9	9	6	5	14	10	10	1		
188d	Airplane and balloon accidents	3									2		1						
188e, f	Injuries by other vehicles	20		1				5	3	1		1			1	5	2	1	
188g	Landslide, other crushing	4						1			1				2				
189	Injuries by animals (not poisoning)	14	1	1					2	2			1		3	1	1	2	
193	Excessive cold	5													2	1	2		
195	Lightning	4							1	1		1						1	
196	Other accidental electric shocks	7							1			4	1		1				
201	Fracture (cause not specified)	1																	
202	Other external violence	28	3	2	1			2	2	2	3	1	2	2	3		1	4	
XV.—Ill-defined diseases																			
		117	76	7	3								1	5	8	6	8	3	
204	Sudden death	14	4										1	2	2	3	2		
205a	Ill-defined	22	3	3										2	5	3	4	2	
205b	Not specified or unknown	81	69	4	3									1	1		2	1	

OHIO

All causes	80,198	7,953	1,260	589	455	354	1,334	933	1,616	2,115	2,269	2,470	6,626	8,581	10,969	15,332	17,316	26
I.—Epidemic, endemic, and infectious diseases	10,427	827	424	231	162	124	420	255	533	785	742	681	1,357	1,038	896	930	1,020	2
1 Typhoid and paratyphoid fever	139			1	2	2	4	15	21	23	17	10	19	14	4	7		
4 Malta fever	2						1					1						
5 Malaria	7						1				1	1				3	2	
6 Smallpox	4						1				1					1		
7 Measles	199	52	69	19	6	7	29	3	4	2	2	1	2			2	1	
8 Scarlet fever	135	6	10	10	11	8	39	17	11	9	7	2	4	1				
9 Whooping cough	263	135	77	22	15	6	6	1	1									
10 Diphtheria	371	24	49	51	36	39	114	26	7	6	3	3	4	1	4	3	1	
11a Influenza (with pulmonary complications)	2,104	184	91	45	29	16	42	28	47	58	59	79	193	187	230	339	477	
11b Influenza (other and unspecified)	1,208	148	36	22	15	14	43	12	23	30	27	35	98	88	89	162	366	
13 Mumps	7	1					1		1		2		1			1		
15 Cholera nostras	2						1											
16 Dysentery	72	19	7	6	3		1			1		1	1		5	5	22	
19 Spirochetal hemorrhagic jaundice	3						1											
21 Erysipelas	182	45	5		1		2	1	5	1	3	3	22	21	18	33	25	
22 Acute anterior poliomyelitis	70	8	7	4	3	5	21	14	3	1	3		1					
23 Lethargic encephalitis	97	7	1	1	2	2	3	5	5	2	7	4	10	21	19	6	2	
24 Meningococcus meningitis	136	23	4	7	6	4	19	11	21	15	4	3	12	7				
25 Other epidemic and endemic diseases	12	8	2				1						1					
28 Rabies	8			1		1	1							1	1			
29 Tetanus	51			1	1	2	10	6	5	4		1	6	6	2	6		
30 Mycoses	3	1								2								
31 Tuberculosis (all forms)	4,773	60	54	37	29	18	77	108	364	606	575	497	882	584	446	321	113	2
32 Of the respiratory system	4,084	18	20	13	6	5	27	71	319	540	527	438	797	519	398	286	98	2
Of the meninges, central nervous system	220	34	26	15	20	8	32	18	11	16	4	9	14	7	3	3		
Of the intestines, peritoneum	158	2		1			3	2	11	21	18	15	22	25	14	12	5	
Of the vertebral column	65						1	3	7	6	7	7	5	9	12	2	4	
Of the joints	21						2	1	1		1	2	3	3	4	3	1	
Of other organs	73	1		1			3	3	3	7	8	18	18	8	5	8	4	
37a Disseminated (acute)	124	5	8	5	2	4	7	6	10	11	9	18	18	9	8	4		
37b Disseminated (chronic or unspecified)	28			2	1		1		2	5	2		5	4	2	3	1	
38 Syphilis	458	89	8	2	3		2	1	7	13	15	32	80	95	67	35	9	
40 Gonococcus infection	55	1					1		9	6	15	7	10	3	2	1		
41 Puerile infection, septicaemia	64	15	3	1			1	5	3	1	2	1	11	6	8	5	2	
42 Other infectious diseases	2						1							1				

MORTALITY STATISTICS

TABLE 8.—DEATHS (EXCLUSIVE OF STILLBIRTHS) FROM EACH CAUSE, BY AGE, IN THE REGISTRATION AREA AND EACH REGISTRATION STATE: 1928—Continued

List No.	CAUSE OF DEATH	All deaths	Under 1 year	1 year	2 years	3 years	4 years	5 to 9 years	10 to 14 years	15 to 19 years	20 to 24 years	25 to 29 years	30 to 34 years	35 to 44 years	45 to 54 years	55 to 64 years	65 to 74 years	75 years and over	Age unknown
OHIO—Continued																			
	II.—General diseases not included in Class I.....	10,251	204	31	16	14	18	69	63	83	102	146	202	898	1,711	2,336	2,730	1,625	3
	Cancer and other malignant tumors....	6,903	3	4	4	2	6	13	9	25	29	52	96	577	1,163	1,665	1,962	1,291	2
43	Of the buccal cavity.....	202			1					1				13	23	45	68	51	
44	Of the stomach, liver.....	2,436	1						1	2	1	1	12	129	358	589	834	505	1
45	Of the peritoneum, intestines, rectum.....	1,004	1					2	3		3	5	11	66	141	259	305	192	
46	Of the female genital organs.....	1,061								5	5	16	31	190	271	246	202	95	
47	Of the breast.....	585								1		5	8	69	140	167	108	86	1
48	Of the skin.....	204			1		1		1		1		3	6	15	30	42	104	
49	Of other or unspecified organs.....	1,411	1	4	2	2	1	10	7	13	17	19	26	104	215	329	403	258	
50	Tumors, benign and unqualified (tumors of the female genital organs excepted).....	38	2	1							2		3	3	5	5	11	6	
51	Acute rheumatic fever.....	143				2	2	19	22	8	7	11	3	14	8	13	20	14	
52	Chronic rheumatism, osteoarthritis, gout.....	92					1	1				1	2	6	8	16	28	29	
53	Scurvy.....	2	2																
54	Pellagra.....	21								1		2	2	10	5	1			
56	Rickets.....	21	14	4	1	1	1												
57	Diabetes mellitus.....	1,421			2	2	1	11	17	18	20	23	27	75	193	361	456	215	
58a	Pericious anemia.....	281		1	1	2	2	5	3	6	5	4	5	16	54	63	87	27	
58b	Other anemias and chlorosis.....	48	7	3				3	2	1	3	3		1	10	3	6	6	
59	Diseases of the pituitary gland.....	4						1		1					2				
60a	Exophthalmic goiter.....	415						1	11	12	13	17	66	108	96	77	14		
60b	Other diseases of the thyroid gland.....	71	1	2				2		2	1	2	2	6	18	14	16	5	
61	Diseases of the parathyroid glands.....	3	2	1															
62	Diseases of the thymus gland.....	116	99	6	3			2			2	2	2						
63	Diseases of the adrenals (Addison's disease).....	31								1		2	5	3	8	5	5	2	
64	Diseases of the spleen.....	9						2							4	1	2		
65a	Leukemia.....	136	3	3	2	5	2	8	3	4	10	7	5	21	19	21	17	6	
65b	Hodgkin's disease.....	52	1				1	1	2		4	3	2	8	11	7	11	1	
66	Alcoholism (acute or chronic).....	299								4	2	19	28	83	87	52	20	3	1
67a	Chronic lead poisoning.....	11											1	2	1	3	4		
67b	Other chronic mineral poisoning.....	6										1		3	1	1			
68	Chronic poisoning by organic substances.....	13									2	1	1	2	1	3	3		
69	Other general diseases.....	115	70	6	3		2	1	4	1	3		1	2	5	6	5	6	
	III.—Diseases of the nervous system and of the organs of special sense.....	9,736	159	44	25	22	18	101	54	66	67	96	155	526	947	1,608	2,756	3,091	1
70	Encephalitis.....	98	7	5	3			9	4	4	6	3	9	14	12	8	8	6	
71a	Simple meningitis.....	154	31	12	4	1	5	15	9	11	8	4	12	16	14	5	5	2	
71b	Non-epidemic cerebrospinal meningitis.....	27	4	3	4	3	1	5	1	3			2				1		
72	Tabes dorsalis (locomotor ataxia).....	130								1	1	1	1	15	30	36	35	10	
73	Other diseases of the spinal cord.....	193		2		1	1	3	3	2	5	6	3	21	15	34	54	43	
74a	Cerebral hemorrhage.....	7,325	10	1		1	1	4	2	4	7	19	44	215	622	1,303	2,336	2,755	1
74b	Cerebral embolism and thrombosis.....	239	2	1		1		1	1	3	3	4	9	18	19	25	87	65	
75	Paralysis without specified cause.....	130						1			1	1	1	4	6	14	43	59	
76	General paralysis of the insane.....	389								1	1	12	28	128	110	67	32	10	
77	Other forms of mental alienation.....	95								4	4	5	4	14	17	18	22	7	
78	Epilepsy.....	171	3			1		12	6	10	14	15	29	28	28	11	16	12	
79	Convulsions (nonpuerperal; 5 years and over).....	2										1			1				
80	Infantile convulsions (under 5 years).....	54	41	6	3	3	1												
81	Chorea.....	5						1	3						1				
82	Neuralgia and neuritis.....	26							1			1			5		5	11	
83	Softening of the brain.....	90													1	4	11	28	46
84	Other diseases of the nervous system.....	363	10	4	4	7	1	15	5	6	7	12	14	37	48	59	71	63	
85	Diseases of the eye and annexa.....	5	1			2									1	1	1		
86a	Diseases of the ear.....	138	39	5	5	1	4	20	7	5	5	5	10	7	9	7	8	1	
86b	Diseases of the mastoid process.....	102	11	5	2	1	4	15	12	12	5	8	3	5	6	7	5	1	
	IV.—Diseases of the circulatory system.....	16,782	46	12	4	7	12	55	107	125	137	178	241	883	1,689	2,725	4,599	5,957	5
87	Pericarditis.....	62			1			4		4	2	1	4	1	6	9	15	15	
88	Endocarditis and myocarditis (acute).....	603	14	5	1	1	4	13	23	24	30	32	37	132	66	79	74	68	
89	Angina pectoris.....	1,132							1	1	2	8	15	65	164	270	351	253	2
90	Other diseases of the heart.....	12,714	22	3	1	6	7	35	80	92	97	132	172	630	1,316	2,123	3,579	4,416	3
91a	Aneurysm.....	113	1						1	1	1	2		5	14	28	25	15	
91b,c	Other diseases of the arteries.....	1,807							1				2	6	50	146	480	1,122	
92	Embolism and thrombosis (not cerebral).....	284	2					1		2	4	2	5	27	48	64	72	57	
93	Diseases of the veins.....	38						1	1		1			5	9	8	5	9	
94	Diseases of the lymphatic system.....	22	7	4			1	2		1	1		1	2			3		
95	Hemorrhage without specified cause.....	4			1									1	1			1	
96	Other diseases of the circulatory system.....	3														1		1	
	V.—Diseases of the respiratory system.....	7,227	1,200	363	138	79	38	147	76	131	155	171	231	578	640	717	1,008	1,553	2
97a	Diseases of the nasal fossae.....	8	1					1				1	2		7	6		2	
97b	Diseases of the nasal fossae annexa.....	58	1	1	1			4	2	8	5	6	3	12				2	
98	Diseases of the larynx.....	32	6	3	2			8	1			1		1	3	1	2	2	
99a	Acute bronchitis.....	104	22	3	1	2								4	1	4	11	56	
99b	Chronic bronchitis.....	161	1		2					1	1		2	2	7	14	40	91	
99c,d	Bronchitis (unspecified).....	78	9	3		1						3	1	3	3	9	7	39	
100a	Broncho-pneumonia.....	2,785	855	225	73	35	18	48	24	24	26	27	42	114	119	180	328	647	
100b	Capillary bronchitis.....	50	11	4	1	1		3						2	3	3	8	14	
101a	Lobar pneumonia.....	3,371	255	104	54	35	16	74	46	83	115	116	167	380	422	411	517	565	1
101b	Pneumonia (unspecified).....	56	18	2		1	1	3		3		1	1	1	6	4	5	10	
102	Pleurisy.....	161	6	17	3	2	1	3	1	9	2	7	6	20	25	26	21	12	
103	Congestion and hemorrhagic infarct of the lung.....	81		1				1				1		3	3	1	4	59	

CAUSES OF DEATH, BY AGE

263

TABLE 8.—DEATHS (EXCLUSIVE OF STILLBIRTHS) FROM EACH CAUSE, BY AGE, IN THE REGISTRATION AREA AND EACH REGISTRATION STATE: 1928—Continued

List No.	CAUSE OF DEATH	All deaths	Under 1 year	1 year	2 years	3 years	4 years	5 to 9 years	10 to 14 years	15 to 19 years	20 to 24 years	25 to 29 years	30 to 34 years	35 to 44 years	45 to 54 years	55 to 64 years	65 to 74 years	75 years and over	Age un- known
OHIO—Continued																			
V.—Diseases of the respiratory system—Continued.																			
104	Gangrene of the lung.....	15					1					1		5	2	3	1	2	
105	Asthma.....	175	4		1			1	1			6	2	10	20	40	46	43	1
106	Pulmonary emphysema.....	14												1	1	1	9	2	
107	Other diseases of the respiratory system (tuberculosis excepted).....	78	3				1	1	1	3	6	1	5	9	18	14	9	7	
VI.—Diseases of the digestive system.....																			
		5,619	949	241	89	72	45	168	119	139	178	167	228	593	727	725	661	517	1
108	Diseases of the mouth and annexa.....	54	10			1		3			3	2	1	8	13	7	2	4	
109a	Adenoid vegetations.....	1		1															
109b	Other diseases of the pharynx, tonsils.....	288	22	8	8	10	7	47	13	19	23	16	25	33	21	14	13	9	
110	Diseases of the esophagus.....	13	1								1			3	2	2	1	3	
111a	Ulcer of the stomach.....	308							2	3	5	8	19	50	58	63	66	34	
111b	Ulcer of the duodenum.....	118									4	3	8	31	29	18	15	10	
112	Other diseases of the stomach (cancer excepted).....	303	64	12	7	5	1	7	1	2	4	2	9	18	36	37	40	57	1
113	Diarrhea and enteritis, under 2 years.....	958	758	200															
114	Diarrhea and enteritis (2 years and over).....	306			53	33	12	16	4	6	2	5	4	9	25	27	37	73	
116	Diseases due to other intestinal parasites.....	6																	
117	Appendicitis and typhlitis.....	992	1	6	9	11	15	72	83	78	91	78	73	165	147	98	50	15	
118a	Hernia.....	254	9	1					1		3	2	3	31	43	54	67	40	
118b	Intestinal obstruction.....	523	61	10	7	6	5	7	8	12	13	15	21	51	74	56	92	85	
119	Other diseases of the intestines.....	74	1	1		2	1	1			3	4	5	6	6	15	6	14	9
120	Acute yellow atrophy of the liver.....	32	2					1			1	4	3	2	4	3	3	3	
121	Hydatid tumor of the liver.....	2									1			1					
122	Cirrhosis of the liver.....	585			1			1	3	1	4	8	7	67	120	162	127	84	
123	Biliary calculi.....	322								1	2	9	13	54	55	89	64	35	
124	Other diseases of the liver.....	291	5	1		1	1	1		3	4	6	17	42	49	63	52	46	
125	Diseases of the pancreas.....	56								2	3	1	7	8	11	16	7	1	
126	Peritonitis without specified cause.....	133	15	1	3	2	2	10	4	8	6	4	12	13	23	10	11	9	
VII.—Nonvenereal diseases of the genito-urinary system and annexa.....																			
		6,487	32	5	14	5	3	29	29	51	82	99	126	484	774	1,090	1,779	1,884	1
128	Acute nephritis (including unspecified under 10 years).....	258	16	3	9	3	2	10	8	8	11	10	9	31	41	24	35	38	
129	Chronic nephritis (including unspecified 10 years and over).....	5,084	1			1		15	18	23	34	47	57	283	578	916	1,516	1,594	1
131	Other diseases of the kidneys and annexa.....	173	11	2	5	1	1	4	3	4	4	5	11	17	26	26	32	21	
132	Calculi of the urinary passages.....	38	1											7	7	6	8	9	
133	Diseases of the bladder.....	65										1	2	3	5	9	10	35	
134	Diseases of the urethra, etc.....	27												3	7	10	7		
135	Diseases of the prostate.....	394											1	4	14	50	149	176	
136	Nonvenereal diseases of the male genital organs.....	6	3												1	1	1		
137	Cysts, other benign tumors of the ovary.....	64									2	5	8	19	10	10	6	4	
138	Salpingitis and pelvic abscess (female).....	150							10	24	18	21	46	21	21	6	3	1	
139	Benign tumors of the uterus.....	156							2	3	9	9	56	50	14	8	5		
140	Nonpuerperal uterine hemorrhage.....	6									1			2	1				
141	Other diseases of the female genital organs.....	65							2	4	3	8	14	12	17	4	1		
142	Nonpuerperal diseases of the breast (cancer excepted).....	1												1					
VIII.—The puerperal state.....																			
		772						1	73	161	169	146	214	8					
143	Accidents of pregnancy.....	95								6	17	22	18	31	1				
144	Puerperal hemorrhage.....	69								4	14	10	17	23	1				
145	Other accidents of labor.....	84								4	13	20	17	28	2				
146	Puerperal septicemia.....	335						1	35	73	81	64	78	3					
147	Puerperal phlegmasia alba dolens, embolus, etc.....	30								2	9	4	5	10					
148	Puerperal albuminuria and convulsions.....	155																	
149	Following childbirth (undefined).....	4							21	34	32	25	42	2	1				
IX.—Diseases of the skin and of the cellular tissue.....																			
		216	20	4	2		1	3	2	3	8	3	6	17	21	20	35	71	
151	Gangrene.....	81	1	1										4	2	6	18	49	
152	Furuncle.....	43	3					1		2	3	2	2	6	7	6	5	6	
153	Acute abscess.....	41	4	1	1		1	1	1	1	4	1	2	6	8	2	6	2	
154	Other diseases of the skin and annexa.....	51	12	2	1			1	1		1		2	1	4	6	6	14	
X.—Diseases of the bones and of the organs of locomotion.....																			
		70	5		2	1	1	11	7	4	5	1	1	8	9	4	4	7	
155	Diseases of the bones (tuberculosis excepted).....	54	5		2	1	1	8	6	3	3	1	1	4	4	4	4	7	
156	Diseases of the joints (tuberculosis and rheumatism excepted).....	15						3	1	1	2			4	4				
158	Other diseases of the organs of locomotion.....	1													1				
XI.—Malformations.....																			
		844	769	27	9	4	2	13	6	11	1			2					
159a	Congenital hydrocephalus.....	71	54	9	4			2		2									
159b	Congenital malformations of the heart.....	507	464	13	5	2	2	8	5	7	1								
159c	Other congenital malformations.....	266	261	5		2		3	1	2				2					

MORTALITY STATISTICS

TABLE 8.—DEATHS (EXCLUSIVE OF STILLBIRTHS) FROM EACH CAUSE, BY AGE, IN THE REGISTRATION AREA AND EACH REGISTRATION STATE: 1928—Continued

List No.	CAUSE OF DEATH	All deaths	Under 1 year	1 year	2 years	3 years	4 years	5 to 9 years	10 to 14 years	15 to 19 years	20 to 24 years	25 to 29 years	30 to 34 years	35 to 44 years	45 to 54 years	55 to 64 years	65 to 74 years	75 years and over	Age unknown
OHIO—Continued																			
	XII.—Early infancy	3,547	3,547																
160	Congenital debility, icterus, sclerema	321	321																
161a	Premature birth	2,330	2,330																
161b	Injury at birth	661	661																
162	Other diseases peculiar to early infancy	233	233																
163	Lack of care	2	2																
164	XIII.—Old age (senility)	710														4	60	645	1
	XIV.—External causes	7,268	127	95	56	88	90	313	210	395	434	495	450	1,050	998	821	728	908	10
	Suicide	924							3	27	49	63	63	164	220	177	117	39	2
165	By poisons (gas or corrosives excepted)	60								2	8	7	6	9	12	10	6		
166	By corrosive substances	107							2	8	12	13	9	20	23	11	9		
167	By poisonous gas	33								1	1	2	4	7	10	5	2	1	
168	By hanging or strangulation	205								3	4	6	8	32	46	54	35	16	1
169	By drowning	51										2	3	10	15	9	10	2	
170	By firearms	384							1	12	23	29	29	65	97	70	42	15	1
171	By cutting or piercing instruments	22										1	2	9	11	11	7	4	
172	By jumping from high places	8										3		1	3	1	1	2	
173	By crushing	9												3	1	1	1		
174	By other means	531	8	1		1		2		1			1	3	2	2			
197	Homicide	331							4	32	59	80	88	137	65	28	20	5	1
198	By firearms	80							2	18	37	47	63	85	39	16	11	2	1
199	By cutting or piercing instruments	120	7	1		1		2	2	8	13	12	16	19	10	2	1		
	By other means	5,813	119	94	56	87	90	311	203	336	326	352	299	749	713	616	591	864	7
175	Accidental, other, or undefined	39	2		2		1	1		1	1	1	2	9	4	5	2	4	
176	Poisoning by food	7		1			2							1		1	1		
177	Other acute poisonings (gas excepted)	94	6	23	5	3	4	2		1	3	3	6	11	17	5	4	1	
178	Conflagration	108	3	3	3	3	5	9	2	3	7	19	8	10	13	9	4	7	
179	Burns (conflagration excepted)	389	7	21	21	19	29	40	20	10	15	15	18	51	39	26	27	30	1
180	Mechanical suffocation	67	44	1				1	2		1	6	3	3		2		1	
181	Absorption of irrespirable, irritating, or poisonous gas	110	1					1	2	6	7	8	7	19	30	16	6	7	
182	Drowning	318	2	11	3	3	2	30	61	61	19	24	15	36	24	18	5	4	
183	Traumatism by firearms (except in war)	112					5	6	16	16	16	6	5	21	14	4	3		
184	Traumatism by cutting or piercing instruments	35	3	2			1	2		3	1	4	2	2	4	2	5	4	
185	Traumatism by fall	1,294	12	9	2	5	1	13	13	19	25	23	28	90	103	130	207	613	1
186a	Traumatism in mines	83								2	7	10	8	26	17	8	4	1	
186b	Traumatism in quarries	3								1			1	1					
187	Traumatism by machines	143								12	10	14	18	32	28	19	8	2	
188a	Railroad accidents	568	1	1	4	6	4	18	6	44	45	53	43	112	101	66	48	13	3
	Collision with automobiles	240	1		3	6	3	9	3	30	26	20	15	42	45	20	14	3	
	Other railroad accidents	328		1	1		1	9	3	14	19	33	28	70	56	46	34	10	3
188b	Street-car accidents	154		1				4	3	12	12	12	8	29	30	15	16	11	1
	Collision with automobiles	82						1	1	11	8	9	7	17	17	5	6		
	Other street-car accidents	72		1				3	2	1	4	3	1	12	13	10	10	11	1
188c	Automobile accidents (excluding collision with railroad trains and street cars)	1,708	7	9	8	45	32	162	62	111	121	110	87	207	228	224	186	108	1
188d	Airplane and balloon accidents	33								2	6	10	19	5		1			
188e,f	Injuries by other vehicles	56	1	1				2	1	8	4	3		6	6	9	12	3	
188g	Landslide, other crushing	21			1			1	1	4	1	1		1	5	3	2	1	
189	Injuries by animals (not poisoning)	23				2		2	1				1	1	4	4	4	3	
190	Wounds of war	1											1						
192	Starvation (deprivation of food or water)	1																1	
193	Excessive cold	15											1	1	1	4	5	3	
194	Excessive heat	58	5								1	1	2	14	8	9	11	7	
195	Lightning	10							2	1			3	2		2			
196	Other accidental electric shocks	82						2		8	16	13	10	15	11	5	2		
201	Fracture (cause not specified)	37						1				1		1	6	5	5	18	
202	Other external violence	244	25	11	7	1	4	10	11	10	7	15	12	39	19	27	22	24	
	XV.—Ill-defined diseases	242	68	14	3	1	2	5	4	2		2	3	16	19	23	42	38	
204	Sudden death	31	3	1				1		1			1	2	3	7	10	4	
205a	Ill-defined	87	8	9	2	1	1	2	1				1	8	10	9	15	18	
205b	Not specified or unknown	124	57	4	1		1	2	3	1			1	8	6	7	17	16	

OKLAHOMA

	All causes	{White Colored	18,053 2,900	2,635 331	638 94	343 46	247 28	177 20	497 66	355 72	582 155	709 193	632 200	670 150	1,384 343	1,544 357	2,037 297	2,669 220	2,878 300	562 28
	I.—Epidemic endemic, and infectious dis- eases	{White Colored	3,388 764	368 66	213 29	148 18	123 9	86 8	205 33	108 30	162 75	218 96	*171 82	197 46	344 82	245 71	239 48	263 29	292 35	67 7
1	Typhoid and paratyphoid fever	{W. C.	234 64	1 2	6 —	8 1	5 1	6 2	7 11	23 6	42 10	40 11	24 6	18 3	19 6	19 2	7 1	4 —	4 —	7 2
5	Malaria	{W. C.	134 40	14 4	7 —	3 —	4 1	3 2	8 2	7 2	6 2	7 5	4 1	10 2	11 4	7 6	16 4	15 2	13 3	—
6	Smallpox	{W. C.	11 3	1 —	— —	— —	— —	— —	2 —	— —	— —	— —	— —	— —	1 1	1 1	2 —	— —	4 1	—
7	Measles	{W. C.	179 14	28 3	43 4	26 2	13 —	9 2	21 1	10 1	12 4	7 —	1 —	2 —	4 1	— —	1 —	— —	— —	1 —
8	Scarlet fever	{W. C.	43 1	3 —	2 —	10 —	6 —	5 —	8 —	1 —	3 —	1 —	— —	1 —	— —	— —	— —	— —	— —	—
9	Whooping cough	{W. C.	63 4	45 2	11 —	1 —	2 —	— —	4 —	— —	— —	— —	— —	— —	— —	— —	— —	— —	— —	—
10	Diphtheria	{W. C.	303 21	13 3	48 2	43 4	64 4	34 1	79 7	9 —	3 —	4 —	1 —	2 —	2 —	— —	— —	1 —	— —	—

265

List No.	CAUSE OF DEATH	All deaths	Under 1 year	1 year	2 years	3 years	4 years	5 to 9 years	10 to 14 years	15 to 19 years	20 to 24 years	25 to 29 years	30 to 34 years	35 to 44 years	45 to 54 years	55 to 64 years	65 to 74 years	75 years and over	Age unknown
OKLAHOMA—Continued																			
I.—Epidemic, endemic, and infectious diseases—Continued.																			
11a	Influenza (with pulmonary complications).....	W 501	59	22	12	9	9	20	12	20	24	19	24	59	36	36	66	72	2
	C 69	10	5	1			2	1	5	6	2	2	9	8	9	4	5	
11b	Influenza (other and unspecified).....	W 501	57	14	13	13	5	20	12	14	11	14	16	32	32	40	72	136	
	C 71	10	2	2	1		2	2	4	2	3	3	4	12	5	5	12	2
15	Cholera nostras.....	W 3	1	1	1					1									
	C 1																	
16	Dysentery.....	W 196	74	42	17	3	1	2		1	1	1	2	1	4	9	14	24	
	C 29	7	8	4				1	1	1	1	2	1				4	
21	Erysipelas.....	W 60	19	1					3	1	1	1		3	4	13	1	7	
	C 27	7	6	3	1	1	5	2	1	1	1						4	
22	Acute anterior poliomyelitis.....	W 4	1	2						1									
	C 4																	
23	Lethargic encephalitis.....	W 13						2	1				2	1	2	3			
	C 40	5	2	1	1	4	4	4	4	1	1	4	3	3	3			
24	Meningococcus meningitis.....	W 4	1			1		1				1							
	C 4										1							
25	Other epidemic and endemic diseases.....	W 2	1					1											
	C 44	8		2	1	1	11	6	4	1	2	2	1	1	2	2		
29	Tetanus.....	W 8	1																
	C 884	14	5	8		5	5	10	45	105	90	102	189	114	89	72	29	2
	Tuberculosis (all forms).....	W 372	7	3	1	1	1	5	14	51	66	63	28	48	36	22	15	8	2
	C 355	4	2	2	1	2	3	14	41	97	85	26	181	109	82	67	25	3
31	Of the respiratory system.....	W 26	3	2	5		2	2	1	50	65	60	27	46	36	21	15	8	
	C 4																	
32	Of the meninges, central nervous system.....	W 24	2		1		1	1		1	3	2	2	3	2	2	2	2	
	C 4																	
33	Of the intestines, peritoneum.....	W 4	1						2										
	C 5																	
34	Of the vertebral column.....	W 1							1			1					1	1	
	C 5																	
35	Of the joints.....	W 10					1	1	1	1	2				2		1		
	C 4																	
36	Of other organs.....	W 6	1	1				1		1	1	2							
	C 3																	

OKLAHOMA—Continued

CAUSES OF DEATH, BY AGE

267

TABLE 8.—DEATHS (EXCLUSIVE OF STILLBIRTHS) FROM EACH CAUSE, BY AGE, IN THE REGISTRATION AREA AND EACH REGISTRATION STATE: 1928—Continued

List No.	CAUSE OF DEATH	All deaths	Under 1 year	1 year	2 years	3 years	4 years	5 to 9 years	10 to 14 years	15 to 19 years	20 to 24 years	25 to 29 years	30 to 34 years	35 to 44 years	45 to 54 years	55 to 64 years	65 to 74 years	75 years and over	Age unknown
OKLAHOMA—Continued																			
	VI.—Diseases of the digestive system (White and Colored)	1,702 271	349 48	171 20	66 10	40 7	16 3	61 8	59 7	60 9	79 19	58 11	78 16	131 28	124 25	148 27	147 17	109 13	6 3
108	Diseases of the mouth and an- nexa (White and Colored)	7 1	1				1					1		1	2		1		
109b	Other diseases of the pharynx, tonsils (White and Colored)	67 12	3 1	2	5	6	4	12	4	6	7	3	2	5	6		2		
110	Diseases of the esophagus (White and Colored)	1															1		
111a	Ulcer of the stomach (White and Colored)	68 5									1	4	5	11	13	17	11	6	1
111b	Ulcer of the duodenum (White and Colored)	16 5												1	6	6	2	1	
112	Other diseases of the stomach (cancer excepted) (White and Colored)	192 52	52 3	7 1	6 1	5	2	3	2	2	2	4	3	10	17	27	27	22	1
113	Diarrhea and enteritis (under 2 years) (White and Colored)	412 60	257 42	155 18				2		1	3	2	6	8	8	8	5	4	
114	Diarrhea and enteritis (2 years and over) (White and Colored)	141 35			40 9	14 2	2 3	5 1	7	3	1	2	1	6	7	7	20	24	2
116	Diseases due to other intestinal parasites (White and Colored)	2		2															
117	Appendicitis and typhlitis (White and Colored)	324 45	5	1	2	8	3	26	40	40	45	21	36	37	26	19	11	2	2
118a	Hernia (White and Colored)	35 4	1					1	5	6	7	5	5	5	3	6	4	2	1
118b	Intestinal obstruction (White and Colored)	147 21	23 1	4 1	9	4	3	5	4	6	5	9	12	14	8	11	19	11	
119	Other diseases of the intestines (White and Colored)	28 8	2 1		1	1		3	1	1	4	3	1	1	4	3	4	5	
120	Acute yellow atrophy of the liver (White and Colored)	5 2									1	1	1		1	2	1	1	
122	Cirrhosis of the liver (White and Colored)	58 7				1					2		2	3	8	21	15	6	
123	Biliary calculi (White and Colored)	29 1										1	1	3	3	6	11	4	
124	Other diseases of the liver (White and Colored)	98 6	2		1			4			6	6	5	17	9	16	17	15	
125	Diseases of the pancreas (White and Colored)	12 2									1		1	2	4	3	1	1	
126	Peritonitis without specified cause (White and Colored)	62 10	3		2	1	1	4	1	2	6	4	7	10	7	7	2	4	1
	VII.—Nonvenereal dis- eases of the gen- ito-urinary sys- tem and annexa (White and Colored)	1,168 199	3 1	5 5	8 1		5	7	7	17 5	20 4	35 3	38 9	87 25	132 38	201 39	316 32	286 34	1 3
128	Acute nephritis (including un- specified under 10 years) (White and Colored)	68 23	1 1	2 1	4		3	4	4		4	6	4	6	6	11	5	8	
129	Chronic nephritis (including un- specified 10 years and over) (White and Colored)	900 146	1 1	1 1	1		1	2	3	10	9	12	22	60	111	162	267	237	1
131	Other diseases of the kidneys and annexa (White and Colored)	62 8	1	2	3		1	1		1	3	4	4	16	32	30	28	26	2
132	Calculi of the urinary passages (White and Colored)	6 8		1						1	1	2		2		3	1	2	
133	Diseases of the bladder (White and Colored)	14 6								2						1	3	8	
134	Diseases of the urethra, etc. (White and Colored)	6 1		1							1		1	3		2	1	3	
135	Diseases of the prostate (White and Colored)	58 6										1				8	22	20	
137	Cysts, other benign tumors of the ovary (White and Colored)	6 2												1	2	2	5	1	
138	Salpingitis and pelvic abscess (fe- male) (White and Colored)	23 6								2	2	8	4	5	2				
139	Benign tumors of the uterus (White and Colored)	12 1								1			1	2	6	2	1		
140	Nonpuerperal uterine hemorrhage (White and Colored)	1												1	1				
141	Other diseases of the female gen- ital organs (White and Colored)	15 1								1		2	2	1	6	2		2	
	VIII.—The puerperal (White and Colored)	258 49							1	36 8	73 8	53 11	38 5	54 14	3 1				2
143	Accidents of pregnancy (White and Colored)	26 2								3	4	8	5	5	1				
144	Puerperal hemorrhage (White and Colored)	23 3								1	8	2	3	1					
145	Other accidents of labor (White and Colored)	28 10								6	4	4	5	1	7	2			1
146	Puerperal septicemia (White and Colored)	103 24								1	2	3	10	18					
147	Puerperal phlegmasia alba dolens, embolus, etc. (White and Colored)	8 1								5	4	5	2	6	1				1
148	Puerperal albuminuria and con- vulsions (White and Colored)	70 9							1	6	23	16	12	12					
	IX.—Diseases of the skin and of the cellular tissue (White and Colored)	60 9	2	1			1	3			3	2	3	6	7	6	14	12	
151	Gangrene (White and Colored)	31 4					1	1			1		1		4	3	11	9	
152	Furuncle (White and Colored)	8 4						2					1	2	2	1		3	
153	Acute abscess (White and Colored)	13 1									2	2	1	3	3			2	
154	Other diseases of the skin and an- nexa (White and Colored)	8	2	1										1		1	2	1	

MORTALITY STATISTICS

TABLE 8.—DEATHS (EXCLUSIVE OF STILLBIRTHS) FROM EACH CAUSE, BY AGE, IN THE REGISTRATION AREA AND EACH REGISTRATION STATE: 1928—Continued

List No.	CAUSE OF DEATH	All deaths	Under 1 year	1 year	2 years	3 years	4 years	5 to 9 years	10 to 14 years	15 to 19 years	20 to 24 years	25 to 29 years	30 to 34 years	35 to 44 years	45 to 54 years	55 to 64 years	65 to 74 years	75 years and over	Age unknown
OKLAHOMA—Continued																			
	X.—Diseases of the bones and of the organs of locomotion	White 17 Colored 2		1		1	1	3	1	2	1			3	2		1	1	2
155	Diseases of the bones (tuberculosis excepted)	W 12 C 2		1		1	1	3		2	1			2			1	1	1
156	Diseases of the joints (tuberculosis and rheumatism excepted)	W 2												1	1				
158	Other diseases of the organs of locomotion	W 3							1						1			1	
	XI.—Malformations	White 154 Colored 5	142 5	5	2	1	2		2										
159a	Congenital hydrocephalus	W 15 C 1	10 1	2			2		1										
159b	Congenital malformations of the heart	W 80 C 4	76 4	2	1	1													
159c	Other congenital malformations	W 59 C 1	56 1	1	1				1										
	XII.—Early infancy	White 1,087 Colored 74	1,087 74																
160	Congenital debility, icterus, sclerosis	W 178 C 18	178 18																
161a	Premature birth	W 760 C 44	760 44																
161b	Injury at birth	W 112 C 7	112 7																
162	Other diseases peculiar to early infancy	W 36 C 4	36 4																
163	Lack of care	W 1 C 1	1 1																
164	XIII.—Old age (senility)	White 714 Colored 87													3	13 7	119 11	579 68	1
	XIV.—External causes	White 1,642 Colored 273	58 7	38 2	30 3	31 4	27 1	94 8	72 19	119 25	152 22	156 26	139 27	197 59	186 30	138 11	101 9	95 8	9 2
	Suicide	W 173 C 12							1 2	8 2	22 2	12 2	12 2	26 2	50 1	21 3	14 1	7 1	1
165	By poisons (gas or corrosives excepted)	W 22 C 39							1 2	2 5	10 5			2 4	4 10	4 3	5 1		
166	By corrosive substances	W 1 C 4												1 1	1 6	1 2	1 4	2 2	
167	By poisonous gas	W 17 C 79								4 2	7 1			6 5	11 28	9 3	7 1	2 1	
168	By hanging or strangulation	W 10 C 9												1 1	2 4	1 1			
170	By firearms	W 144 C 108						1 2	7 7	21 17	27 17	21 19	34 31	21 10	8 2	3 2	3 2	1 1	1
171	By cutting or piercing instruments	W 115 C 88							1 5	11 14	14 17	27 27	27 23	3 3	2 2	1 1			
173	By crushing	W 13 C 13							1 2	2 3	3 3	2 2	1 1	5 5	2 2	2 2			
174	By other means	W 16 C 7							2 3	2 3	3 3	3 3	3 3	1 1	2 2	2 2			
	Homicide	W 144 C 108						1 2	7 7	21 17	27 17	21 19	34 31	21 10	8 2	3 2	3 2	1 1	1
197	By firearms	W 115 C 88							1 5	11 14	14 17	27 27	27 23	3 3	2 2	1 1			
198	By cutting or piercing instruments	W 13 C 13							1 2	2 3	3 3	2 2	1 1	5 5	2 2	2 2			
199	By other means	W 16 C 7							2 3	2 3	3 3	3 3	3 3	1 1	2 2	2 2			
	Accidental, other, or undefined	W 1,325 C 153	58 9	38 3	30 3	31 4	27 1	93 8	71 17	104 16	109 5	117 17	106 8	137 26	115 19	109 5	84 6	88 8	8 1
175	Poisoning by food	W 30 C 6							1 2	1 1	2 2	1 1	1 1	4 3	2 1	2 2			
177	Other acute poisonings (gas excepted)	W 54 C 4	2	5	4	3	1		1	1	2	1	6	2	8	7	2	8	1
178	Conflagration	W 39 C 7	3	2	1	4	3	6	1	2	3	2	2	2	2	3	2		1
179	Burns (conflagration excepted)	W 111 C 14	4	7	7	8	8	10	4	5	11	14	8	5	7	6	4	3	
180	Mechanical suffocation	W 33 C 3	25 3	1			1	1	3	2	1		1		1			1	
181	Absorption of irrespirable, irritating, or poisonous gas	W 26 C 2						2	1	2	1	2	3	3	5	4	1	1	
182	Drowning	W 97 C 16		5	6	1	1	15	12	15	12	4	5	1	7	5	6	1	2
183	Traumatism by firearms (except in war)	W 81 C 18				1		7	8	12	10	7	8	8	14	5	1		1
184	Traumatism by cutting or piercing instruments	W 7 C 2	1						3	2	1	5		1			2		
185	Traumatism by fall	W 167 C 13	3	3	2	1	1	7	8	6	6	12	10	12	5	16	16	57	2
186a	Traumatism in mines	W 23 C 2	2					1		1	2	7	1	2	3	1			1
186b	Traumatism in quarries	W 1 C 4						1	2	3	4	8	10	5	3	5			
187	Traumatism by machines	W 41 C 4						1	2	3	4	8	10	5	3	5			
188a	Railroad accidents	W 95 C 16		1	2	3	1	6	3	7	7	5	10	18	13	8	8	3	
	Collision with automobiles	W 24 C 1			2	1	1	2	2	3	3	1	3	4	2	1	1		
	Other railroad accidents	W 71 C 15		1		2		4	1	2	3	4	4	14	13	6	7	3	
188b	Street-car accidents	W 6 C 1											2	3		1	1		
	Collision with automobiles	W 1 C 5												2	1		1		
	Other street-car accidents	W 1 C 1														1			

269

List No.	CAUSE OF DEATH	All deaths	Under 1 year	1 year	2 years	3 years	4 years	5 to 9 years	10 to 14 years	15 to 19 years	20 to 24 years	25 to 29 years	30 to 34 years	35 to 44 years	45 to 54 years	55 to 64 years	65 to 74 years	75 years and over	Age unknown
OKLAHOMA—Continued																			
	XIV.—External causes—Continued.																		
188c	Accidental, other, or undefined—Con.																		
	Automobile accidents (ex-	312	3	2	1	6	9	25	15	31	28	34	27	36	30	31	20	9	2
	cluding collision with rail-	18						1		2		2	3	2	7		1		
	road trains and street cars)																		
188d	Airplane and balloon acci-																		
	dents	9								1	5	2	1	1					
188e,f	Injuries by other vehicles	23		2			1	4	1		3	2	3	1	2	2	1	1	
		2							1					1					
		8						1		1		1	2	2		1			
188g	Landslide, other crushing	1												1					
		1												1					
189	Injuries by animals (not poi-	19		1	2			3	2	1	2	1				3	2	2	
	soning)	1																	
192	Starvation (deprivation of													1					
	food or water)	1															1		
193	Excessive cold	3															2	1	
		9									1			1	2	2	3		
194	Excessive heat	3												1		1			
		18							1	3	1	1	2	2		1	3		
195	Lightning	4							1	1					2				
196	Other accidental electric																		
	shocks	14			1			1		1	4			4	3	1			
201	Fracture (cause not specified)	10								2	2	1						2	
		1																	
202	Other external violence	89	3	6	3	2	1	3	7	7	6	5	7	8	8	7	6	4	1
		15						2	1	1	1	4		2	3	1	1		
	XV.—Ill-defined diseases—																		
	(White	572	182	20	8	7	2	11	7	8	12	8	12	36	32	85	58	5	
	(Colored	150	45	11	3	1	1	3	4	1	8	3	4	11	12	12	8	14	3
204	Sudden death	57	10	2	1		1		1		1	1	2	3	2	14	11	7	1
		5	3													1			
205a	Ill-defined	210	21	14	3	2	1	2	1	4	5	2	4	18	15	37	46	32	3
		67	6	5	2		1		4	1	2	1		5	13	7	3	6	1

All causes.....		10,489	654	92	66	54	40	163	128	234	277	299	306	843	1,167	1,519	2,304	2,325	18,711
I.—Epidemic, endemic, and infectious diseases.....		1,146	48	18	24	19	16	54	32	71	105	80	80	142	125	113	121	96	2,325
1	Typhoid and paratyphoid fever.....	27	---	1	---	---	---	2	2	2	6	2	2	4	1	2	3	---	---
4	Malta fever.....	1	---	---	---	---	---	---	1	---	---	---	---	---	---	---	---	---	---
5	Malaria.....	1	---	---	---	---	---	---	---	---	---	---	---	---	---	1	---	---	---
6	Smallpox.....	5	---	---	---	---	---	---	---	---	---	---	---	1	1	2	---	1	---
7	Measles.....	19	2	3	---	1	1	7	1	2	---	---	---	---	---	2	---	---	---
8	Scarlet fever.....	14	1	---	---	1	---	6	1	1	1	2	1	---	---	---	---	---	---
9	Whooping cough.....	4	3	---	1	---	---	---	---	---	---	---	---	---	---	---	---	---	---
10	Diphtheria.....	34	1	1	4	5	---	10	---	5	1	1	2	3	1	---	---	---	---
11a	Influenza (with pulmonary complications).....	220	11	5	2	1	2	7	5	3	16	8	10	23	20	22	37	48	---
11b	Influenza (other and unspecified).....	103	8	3	7	1	---	2	2	5	4	2	3	5	8	7	16	30	---
16	Dysentery.....	8	2	---	2	---	2	---	---	---	---	---	---	---	---	---	---	2	---
21	Erysipelas.....	12	5	1	---	---	---	---	---	1	1	---	1	---	---	---	2	1	---
22	Acute anterior poliomyelitis.....	37	3	---	---	3	---	11	6	4	4	3	---	---	1	1	---	---	---
23	Lethargic encephalitis.....	10	---	---	1	---	1	---	---	2	1	2	1	---	---	---	2	---	---
24	Meningococcus meningitis.....	31	4	1	2	---	1	1	2	7	2	2	3	2	3	1	---	---	---
25	Other epidemic and endemic diseases.....	6	1	---	2	---	---	---	---	---	---	---	---	---	1	1	1	---	---
29	Tetanus.....	5	---	---	---	---	---	---	2	---	---	1	1	---	---	---	1	---	---
30	Mycoses.....	1	---	---	---	---	---	---	---	---	---	---	---	---	---	1	---	---	---
31	Tuberculosis (all forms).....	517	4	1	2	6	9	8	10	37	66	55	49	94	71	54	40	9	---
32	Of the respiratory system.....	431	1	---	1	1	---	---	8	29	59	45	44	86	63	50	35	7	---
33	Of the meninges, central nervous system.....	27	3	1	1	4	5	4	---	5	---	3	---	---	1	---	---	---	---
34	Of the intestines, peritoneum.....	20	---	---	1	1	---	2	1	1	4	1	1	3	1	2	1	1	---
35	Of the vertebral column.....	11	---	---	---	---	---	1	1	1	---	4	---	3	1	---	---	---	---
36	Of the joints.....	2	---	---	---	---	---	---	---	1	---	---	---	---	---	---	1	---	---
37a	Of other organs.....	14	---	---	---	1	1	---	---	---	---	3	1	4	2	1	1	---	---
37b	Disseminated (acute).....	10	---	---	---	2	---	---	---										

MORTALITY STATISTICS

TABLE 8.—DEATHS (EXCLUSIVE OF STILLBIRTHS) FROM EACH CAUSE, BY AGE, IN THE REGISTRATION AREA AND EACH REGISTRATION STATE: 1928—Continued

List No.	CAUSE OF DEATH	All deaths	Under 1 year	1 year	2 years	3 years	4 years	5 to 9 years	10 to 14 years	15 to 19 years	20 to 24 years	25 to 29 years	30 to 34 years	35 to 39 years	40 to 44 years	45 to 49 years	50 to 54 years	55 to 59 years	60 to 64 years	65 to 69 years	70 years and over	Age unknown
OREGON—Continued																						
II.—General diseases not included in Class I—Continued.																						
54	Pellagra.....	2																		2		
55	Beriberi.....	1	1																			
56	Rickets.....	3	1	1	1																	
57	Diabetes mellitus.....	176		1	1			1	4	1	3	3	1	11	18	38	64	29				
58a	Pernicious anemia.....	45			1																	
58b	Other anemias and chlorosis.....	8		1																		
59	Diseases of the pituitary gland.....	2							1	1												
60a	Exophthalmic goiter.....	58																				
60b	Other diseases of the thyroid gland.....	12	1									3	4	16	9	12	11	3				
61	Diseases of the parathyroid glands.....	2	1					1								4						
62	Diseases of the thymus gland.....	11	8					1		2												
63	Diseases of the adrenals (Addison's disease).....	5											1	1	1	1	1	1	1	1	1	
64	Diseases of the spleen.....	1																				
65a	Leukemia.....	20			1	1	1		1	1	1			4	1	5	3	1				
65b	Hodgkin's disease.....	10										2		2	2	2	1	1	1	1	1	
66	Alcoholism (acute or chronic).....	24								1	1	1	1	5	6	8	1	1	1	1	1	
67b	Other chronic mineral poisoning.....	1																				
69	Other general diseases.....	10	6						1							1		1	1	1	1	
III.—Diseases of the nervous system and of the organs of special sense.....																						
		1,275	16	7	8	2	2	16	8	12	11	17	22	76	143	217	329	386	3			
70	Encephalitis.....	7			2			1				1		1	1	1	1	1	1	1	1	
71a	Simple meningitis.....	26	5	2	1			2		2			1	1	2	6	1	3	1	1	1	
71b	Nonepidemic cerebrospinal meningitis.....	6		1		1			3	1												
72	Tabes dorsalis (locomotor ataxia).....	15																				
73	Other diseases of the spinal cord.....	39	1					1		2	1	1	1	4	5	9	11	2				
74a	Cerebral hemorrhage.....	877																				
74b	Cerebral embolism and thrombosis.....	52						2		1		2	4	22	83	157	268	337	1			
75	Paralysis without specified cause.....	28																				
76	General paralysis of the insane.....	62																				
77	Other forms of mental alienation.....	29																				
78	Epilepsy.....	26	1		1				2	1	3	2	4	8	2	2	2	3	3	3	3	
80	Infantile convulsions (under 5 years).....	5	3	1	1																	
82	Neuralgia and neuritis.....	5																				
83	Softening of the brain.....	3																				
84	Other diseases of the nervous system.....	53	1	1				1	2	2	2	3	2	6	9	8	7	8	8	8	8	
85	Diseases of the eye and annexa.....	1																				
86a	Diseases of the ear.....	25	2	1	2	1		1	2	2			4	1	1	3	1	4	4	4	4	
86b	Diseases of the mastoid process.....	16	3	1	1			6			1	1	1			1	1	1	1	1	1	
IV.—Diseases of the circulatory system.....																						
		2,379	3	1		3	1	4	11	13	11	14	24	89	233	394	731	843	4			
87	Pericarditis.....	6											1	1	2	2	7	11	2			
88	Endocarditis and myocarditis (acute).....	65		1		1	1	2	3	2	1	4	7	11	4	8	2	7	11	2		
89	Angina pectoris.....	161																				
90	Other diseases of the heart.....	1,768	1			1		1	7	11	9	9	13	67	170	293	550	636	1			
91a	Aneurysm.....	19																				
91b,c	Other diseases of the arteries.....	244																				
92	Embolism and thrombosis (not cerebral).....	106	2								1	1	1	5	20	27	33	15	1	1	1	
93	Diseases of the veins.....	3																				
94	Diseases of the lymphatic system.....	3				1		1	1													
95	Hemorrhage without specified cause.....	1																				
96	Other diseases of the circulatory system.....	3																				
V.—Diseases of the respiratory system.....																						
		815	102	27	10	5	5	9	15	20	19	20	17	69	96	77	140	184				
97a	Diseases of the nasal fossae.....	5												2	3							
97b	Diseases of the nasal fossae annexa.....	13	1				1		1	1	1	2		2								
98	Diseases of the larynx.....	3	1																			
99a	Acute bronchitis.....	12	4						2				1									
99b	Chronic bronchitis.....	19								1			2	1	1	2	1	5	7	7	7	
99c,d	Bronchitis (unspecified).....	8	1																			
100a	Broncho-pneumonia.....	304	69	20	6	3	2	1	5	7	5	6	2	11	27	20	42	78	1			
100b	Capillary bronchitis.....	2																				
101a	Lobar pneumonia.....	354	22	3	3	1	2	6	7	10	12	8	10	46	50	46	74	64	1			
101b	Pneumonia (unspecified).....	30	3	2	1																	
102	Pleurisy.....	28		1		1		2				1	2	5	6	2	4	5	13	5	5	
103	Congestion and hemorrhagic infarct of the lung.....	13	1																			
104	Gangrene of the lung.....	1																				
105	Asthma.....	16									1	1		2	2	3	4	3				
107	Other diseases of the respiratory system (tuberculosis excepted).....	7								1		1				1	1	2	1			
VI.—Diseases of the digestive system.....																						
		710	55	21	14	10	8	32	13	19	20	25	21	76	103	101	111	81				
108	Diseases of the mouth and annexa.....	8				1								2	2	1	1	1	1	1	1	
109b	Other diseases of the pharynx, tonsils.....	39		1	1	2		5	2	2	3	6		6	6	1	2	2				
110	Diseases of the esophagus.....	1	1																			
111a	Ulcer of the stomach.....	53								1			3	5	15	10	10	8				
111b	Ulcer of the duodenum.....	35											2	3	10	6	9	5				
112	Other diseases of the stomach (cancer excepted).....	27	3	1																		
113	Diarrhea and enteritis (under 2 years).....	55	41	14																		
114	Diarrhea and enteritis (2 years and over).....	41			4	4	3	7	1		3	1		2	3	3	3	3	7	7	7	
117	Appendicitis and typhlitis.....	139		1	6	1	4	16	9	13	9	11	4	23	17	11	11	3				
118a	Hernia.....	43						1						5	4	9	14	9				
118b	Intestinal obstruction.....	73	5	1	1	1		1			2	1	6	9	14	11	12	9				
119	Other diseases of the intestines.....	9		1							1			3		1		3				
120	Acute yellow atrophy of the liver.....	3												1								
122	Cirrhosis of the liver.....	48			1				1	1	1			4	5	12	11	11				

CAUSES OF DEATH, BY AGE

271

TABLE 8.—DEATHS (EXCLUSIVE OF STILLBIRTHS) FROM EACH CAUSE, BY AGE, IN THE REGISTRATION AREA AND EACH REGISTRATION STATE: 1928—Continued

List No.	CAUSE OF DEATH	All deaths	Under 1 year	1 year	2 years	3 years	4 years	5 to 9 years	10 to 14 years	15 to 19 years	20 to 24 years	25 to 29 years	30 to 34 years	35 to 44 years	45 to 54 years	55 to 64 years	65 to 74 years	75 years and over	Age-un- known
OREGON—Continued																			
	VI.—Diseases of the digestive system—Continued.																		
123	Biliary calculi	40								1			1	2	8	17	6	5	
124	Other diseases of the liver	66	1	1				1				2	3	7	14	12	16	9	
125	Diseases of the pancreas	9												1	1	2	4	1	
126	Peritonitis without specified cause	21	4	1	1	1	1	1			1	1	1	1	2	2	3	1	
	VII.—Nonvenereal diseases of the genito-urinary system and annexa	925	6	2			1	3	3	7	12	9	21	68	85	139	233	283	3
128	Acute nephritis (including unspecified under 10 years)	35	3					2	1	2	1	1	2	4	4	6	3	6	
129	Chronic nephritis (including unspecified 10 years and over)	689					1		2	4	8	5	10	37	55	115	222	227	3
131	Other diseases of the kidneys and annexa	29	3	2				1					1	4	5	7	4	2	
132	Calculi of the urinary passages	4												1	1			2	
133	Diseases of the bladder	9										1		1	1		1	5	
134	Diseases of the urethra, etc.	3															2	1	
135	Diseases of the prostate	94														9	47	38	
137	Cysts, other benign tumors of the ovary	8															2		
138	Salpingitis and pelvic abscess (female)	12							1	2		1		3	1				
139	Benign tumors of the uterus	27											2	12	11		1	1	
140	Nonpuerperal uterine hemorrhage	2											1	1					
141	Other diseases of the female genital organs	13								1	2	1	2	3	2	2	1	1	
	VIII.—The puerperal state	86							1	10	16	17	26	14	2				
143	Accidents of pregnancy	11								1	1		4	5					
144	Puerperal hemorrhage	9								1	2		3		2				
145	Other accidents of labor	7									1	1	4						
146	Puerperal septicaemia	37							1	5	10	9	9	3					
147	Puerperal phlegmasia alba dolens, embolus, etc.	1											1						
148	Puerperal albuminuria and convulsions	21								3	2	6	5	5					
	IX.—Diseases of the skin and of the cellular tissue	34	3			1			2	1		2	1	3	6	3	4	8	
151	Gangrene	13												1	3		2	7	
152	Furuncle	9				1			1			2		1	2	1	1		
153	Acute abscess	6	2						1					1		2			
154	Other diseases of the skin and annexa	6	1						1	1			1		1		1		
	X.—Diseases of the bones and of the organs of locomotion	5						1			1				2			1	
155	Diseases of the bones (tuberculosis excepted)	4						1							2			1	
156	Diseases of the joints (tuberculosis and rheumatism excepted)	1									1								
	XI.—Malformations	72	68	2		1				1									
159a	Congenital hydrocephalus	4	3			1													
159b	Congenital malformations of the heart	43	41	1						1									
159c	Other congenital malformations	25	24	1															
	XII.—Early infancy	314	314																
160	Congenital debility, icterus, sclerema	20	20																
161a	Premature birth	199	199																
161b	Injury at birth	63	63																
162	Other diseases peculiar to early infancy	32	32																
164	XIII.—Old age (senility)	108														1	13	94	
	XIV.—External causes	1,086	12	9	4	12	4	34	35	71	65	92	70	183	142	125	121	103	4
	Suicide	194								4	12	10	10	41	36	38	34	8	1
165	By poisons (gas or corrosives excepted)	13									2	1	1	4	2	1	2		
166	By corrosive substances	6									3		1	1	1				
167	By poisonous gas	16												4	2	5	5		
168	By hanging or strangulation	32									2	2	2	1	8	11	4	2	
169	By drowning	20								1			2	4	6	4	1	2	
170	By firearms	78								3	4	7	4	19	11	9	18	3	
171	By cutting or piercing instruments	14												4	2	5	3		
172	By jumping from high places	9												2	2	2	1	1	
173	By crushing	4									1			1	2				
174	By other means	2														1			
	Homicide	42							1	2	4	9	5	14	5	1	1		
197	By firearms	26							1	1	3	6	3	7	4	1			
198	By cutting or piercing instruments	6										1	1	3			1		
199	By other means	10								1	1	2	1	4	1				
	Accidental, other, or undefined	850	12	9	4	12	4	34	34	65	49	73	55	128	101	86	86	95	3
175	Poisoning by food	11		1		1						2			2	2	2	1	
176	Poisoning by venomous animals	3								1					1	1			
177	Other acute poisonings (gas excepted)	17		1	1			1			1		1	4	5	1			
178	Conflagration	6	2		1							2		1		1	1		
179	Burns (conflagration excepted)	20		1		2	2			2		2			2	2	3	4	
180	Mechanical suffocation	6	5											1					
181	Absorption of irrespirable, irritating, or poisonous gas	3													2		1		

MORTALITY STATISTICS

TABLE 8.—DEATHS (EXCLUSIVE OF STILLBIRTHS) FROM EACH CAUSE, BY AGE, IN THE REGISTRATION AREA AND EACH REGISTRATION STATE: 1928—Continued

List No.	CAUSE OF DEATH	All deaths	Under 1 year	1 year	2 years	3 years	4 years	5 to 9 years	10 to 14 years	15 to 19 years	20 to 24 years	25 to 29 years	30 to 34 years	35 to 44 years	45 to 54 years	55 to 64 years	65 to 74 years	75 years and over	Age unknown
OREGON—Continued																			
XIV.—External causes—Contd.																			
Accidental, other, or undefined—Con.																			
182	Drowning	86	1	5	2	1	1	8	11	12	8	5	6	13	9	2	1	1	---
183	Traumatism by firearms (except in war)	39	---	---	---	---	1	2	4	7	1	2	3	7	1	9	2	---	---
184	Traumatism by cutting or piercing instruments	6	---	---	---	---	---	1	---	1	1	---	---	---	2	1	---	---	---
185	Traumatism by fall	128	---	---	---	---	---	1	4	2	2	6	7	10	10	16	21	49	---
186a	Traumatism in mines	2	---	---	---	---	---	---	---	---	---	---	---	---	2	---	---	---	---
186b	Traumatism in quarries	1	---	---	---	---	---	---	---	---	---	---	---	---	1	---	---	---	---
187	Traumatism by machines	43	---	1	---	---	---	---	---	---	---	---	---	---	---	---	---	---	---
188a	Railroad accidents	46	1	---	---	---	---	---	2	2	5	5	5	6	9	3	3	3	1
	Collision with automobiles	14	1	---	---	---	---	---	---	---	3	2	1	---	4	1	1	---	1
	Other railroad accidents	31	---	---	---	---	---	---	2	2	2	3	4	6	5	2	2	3	---
188b	Street-car accidents	9	---	---	---	---	---	1	---	---	---	---	---	3	---	---	3	---	---
	Collision with automobiles	4	---	---	---	---	---	---	---	---	---	---	---	2	---	---	---	---	---
	Other street-car accidents	5	---	---	---	---	---	1	---	1	---	---	---	1	---	---	2	---	---
188c	Automobile accidents (excluding collision with railroad trains and street cars)	249	1	---	---	7	---	13	8	17	14	21	15	36	32	24	36	25	---
188d	Airplane and balloon accidents	4	---	---	---	---	---	---	---	---	1	---	---	1	1	---	---	---	---
188e,f	Injuries by other vehicles	19	---	---	---	---	---	1	---	5	2	3	---	---	---	4	1	1	1
188g	Landslide, other crushing	31	---	---	---	---	---	1	---	---	2	8	3	10	3	4	---	---	---
189	Injuries by animals (not poisoning)	8	---	---	---	---	---	2	---	---	---	---	---	---	1	---	3	2	---
193	Excessive cold	2	---	---	---	---	---	---	---	---	---	1	---	---	---	---	---	1	---
194	Excessive heat	8	1	---	---	1	---	1	---	---	---	1	---	---	1	---	---	2	---
195	Lightning	1	---	---	---	---	---	---	---	---	---	---	---	1	---	---	---	---	---
196	Other accidental electric shocks	9	---	---	---	---	---	---	---	1	---	---	---	4	3	1	---	---	---
201	Fracture (cause not specified)	10	---	---	---	---	---	---	---	1	1	---	---	3	1	1	---	3	---
202	Other external violence	84	1	---	---	---	---	3	3	9	6	7	9	17	10	9	6	3	1
XV.—Ill-defined diseases																			
204	Sudden death	42	9	2	---	---	---	---	---	---	2	---	---	4	8	3	7	7	---
205a	Ill-defined	11	---	1	---	---	---	---	---	---	---	---	---	1	2	---	1	1	---
205b	Not specified or unknown	27	9	1	---	---	---	---	---	---	---	---	---	3	6	1	2	5	---

PENNSYLVANIA

All causes		119,607	14,467	2,614	1,197	848	642	2,200	1,624	2,326	3,078	3,232	3,727	10,300	13,961	18,056	20,865	20,460	10
I.—Epidemic, endemic, and infectious diseases		14,951	1,564	821	413	313	212	673	346	733	1,066	1,008	932	1,936	1,646	1,360	1,047	880	1
1	Typhoid and paratyphoid fever	194	1	4	4	3	1	9	12	33	28	21	14	26	16	18	4	---	---
5	Malaria	9	---	---	---	---	---	---	---	---	2	---	1	---	3	---	1	1	---
7	Measles	488	152	167	57	28	12	53	8	3	---	2	1	2	1	---	---	---	---
8	Scarlet fever	244	13	15	30	42	20	64	20	8	---	8	4	10	8	---	1	---	---
9	Whooping cough	544	322	137	41	17	7	16	---	1	---	---	---	---	---	---	2	1	---
10	Diphtheria	841	46	125	133	106	88	244	42	16	6	6	1	13	5	8	1	1	---
11a	Influenza (with pulmonary complications)	3,013	425	163	59	36	26	60	36	77	78	97	110	295	363	360	385	443	---
11b	Influenza (other and unspecified)	1,218	162	53	27	14	9	37	40	41	37	34	37	108	97	106	161	255	---
13	Mumps	8	1	---	---	---	---	2	---	---	---	---	---	---	1	---	1	---	---
15	Cholera nostras	2	---	---	---	---	---	---	---	---	---	---	---	---	---	---	1	---	---
16	Dysentery	56	20	7	2	1	1	---	1	---	---	---	---	---	5	3	4	12	---
19	Spirochetal hemorrhagic jaundice	4	---	---	---	---	---	---	---	---	---	---	---	---	1	---	---	---	---
21	Erysipelas	222	65	6	3	1	1	3	---	4	3	1	7	24	19	33	27	21	---
22	Acute anterior poliomyelitis	72	6	8	3	8	3	14	13	4	3	3	2	3	---	---	1	---	---
23	Lethargic encephalitis	113	5	4	1	5	4	8	6	9	5	6	8	20	11	13	8	---	---
24	Meningococcus meningitis	151	24	8	6	3	21	16	25	12	6	6	6	9	8	1	---	---	---
25	Other epidemic and endemic diseases	26	13	8	1	1	1	1	---	---	---	1	---	---	---	---	---	---	---
27	Anthrax	5	---	---	---	---	---	---	---	---	---	---	---	4	1	---	---	---	---
28	Rabies	7	---	---	---	---	---	1	3	---	1	---	---	1	---	---	---	---	---
29	Tetanus	109	4	---	2	3	2	26	31	7	4	4	5	7	7	3	1	2	1
30	Mycoses	4	---	---	---	---	---	---	---	---	---	---	2	1	---	---	---	---	---
31	Tuberculosis (all forms)	6,767	111	103	42	38	31	107	111	483	849	754	667	1,266	971	700	404	130	---
32	Of the respiratory system	6,028	46	41	15	17	9	40	80	438	785	710	625	1,179	909	640	376	118	---
	Of the meninges, central nervous system	303	49	51	24	15	15	44	15	24	18	10	8	14	8	6	---	---	---
33	Of the intestines, peritoneum	213	10	9	1	3	3	15	8	13	26	23	15	29	19	24	10	5	---
34	Of the vertebral column	86	---	---	2	2	2	4	3	3	6	7	7	16	15	10	4	5	---
35	Of the joints	31	1	---	---	---	1	1	2	2	4	2	3	3	3	5	4	---	---
36	Of other organs	98	4	2	---	---	1	2	2	3	8	2	8	25	16	15	8	2	---
37a	Disseminated (acute)	5	1	---	---	1	---	1	1	---	---	---	---	---	1	---	---	---	---
37b	Disseminated (chronic or unspecified)	3	---	---	---	---	---	---	---	2	---	---	1	---	---	---	---	---	---
38	Syphilis	722	176	11	---	---	2	4	2	11	20	42	48	127	130	104	38	6	---
40	Gonococcus infection	62	2	---	1	---	---	1	1	6	6	19	8	14	2	2	---	---	---
41	Purulent infection, septicemia	68	16	2	---	2	1	2	2	4	3	4	4	8	3	6	7	4	---
42	Other infectious diseases	2	---	---	---	---	---	---	---	---	1	---	---	---	---	---	1	---	---
II.—General diseases not included in Class I		14,360	297	56	48	27	22	113	131	136	137	226	385	1,232	2,486	3,597	3,493	1,974	---
Cancer and other malignant tumors		9,704	6	11	12	10	6	28	27	31	34	98	199	795	1,751	2,557	2,564	1,575	---
43	Of the buccal cavity	312	---	---	1	---	---	3	3	---	1	---	1	16	58	72	93	64	---
44	Of the stomach, liver	3,449	1	1	---	1	---	2	---	---	3	8	41	179	564	944	1,096	609	---
45	Of the peritoneum, intestines, rectum	1,397	1	---	---	1	1	7	---	---	3	15	31	107	201	399	385	243	---
46	Of the female genital organs	1,404	---	---	---	---	---	4	---	---	4	20	57	217	368	362	240	132	---
47	Of the breast	856	---	---	---	---	---	---	---	---	1	6	23	104	214	232	159	117	---
48	Of the skin	245	---	---	---	---	---	1	1	2	---	---	1	13	15	32	72	108	---
49	Of other or unspecified organs	2,041	4	10	11	8	5	15	16	29	22	49	45	159	331	516	519	302	---

CAUSES OF DEATH, BY AGE

273

TABLE 8.—DEATHS (EXCLUSIVE OF STILLBIRTHS) FROM EACH CAUSE, BY AGE, IN THE REGISTRATION AREA AND EACH REGISTRATION STATE: 1928—Continued

List No.	CAUSE OF DEATH	All deaths	Under 1 year	1 year	2 years	3 years	4 years	5 to 9 years	10 to 14 years	15 to 19 years	20 to 24 years	25 to 29 years	30 to 34 years	35 to 44 years	45 to 54 years	55 to 64 years	65 to 74 years	75 years and over	Age unknown
PENNSYLVANIA—Continued																			
	II.—General diseases not included in Class I—Continued.																		
50	Tumors, benign and unqualified (tumors of the female genital organs excepted)	57	4	1		1				1	2	3	2	6	11	8	12	6	
51	Acute rheumatic fever	297		4	5	4	6	34	52	33	16	15	13	25	24	30	20	16	
52	Chronic rheumatism, osteoarthritis, gout	135						1	1		2	2	4	4	10	33	36	42	
53	Scurvy	5		1	3														
54	Pellagra	14											3	4	4	2	1		
55	Rickets	46	34	9			1												
56	Diabetes mellitus	2,151			1	5	3	2	1	25	27	31	30	43	119	298	637	644	282
57	Pernicious anemia	299		1				1		5	2	2	9	8	22	49	79	74	39
58a	Other anemias and chlorosis	68	14	2	2					2	4	1	4	4	8	6	7	8	6
59	Diseases of the pituitary gland	9																	
60a	Exophthalmic goiter	355						1	1	10	24	19	30	51	88	80	47	4	
60b	Other diseases of the thyroid gland	64	3	2	2			1	1	4	2		2	3	10	16	11	3	
61	Diseases of the parathyroid glands	10	6	2	1			1											
62	Diseases of the thymus gland	160	132	9	7	5		3	1	2					1				
63	Diseases of the adrenals (Addison's disease)	28								1	1	1	3	10	4	3	5		
64	Diseases of the spleen	14		1	2				2			1	1	2	3	2			
65a	Leukemia	157	5	5	4	1	1	7	11	7	7	10	14	18	23	23	17	4	
65b	Hodgkin's disease	83	1		3	1	1			5	6	6	8	12	15	11	7	5	
66	Alcoholism (acute or chronic)	526						1			7	22	49	146	172	96	28	5	
67a	Chronic lead poisoning	17						1						2	4	5	4	1	
67b	Other chronic mineral poisoning	1												1					
68	Chronic poisoning by organic substances	9											2	2	2	1	2		
69	Other general diseases	151	89	5	3	2	3	3	4	4			2	2	10	6	12	6	
	III.—Diseases of the nervous system and of the organs of special sense	11,839	341	126	58	29	37	122	109	120	96	114	184	682	1,347	2,193	3,080	3,200	1
70	Encephalitis	135	13	4	5		5	11	3	7	5	7	14	19	16	12	10	4	
71a	Simple meningitis	260	73	21	15	11	21	15	7	12	12	6	8	24	17	12	9	3	
71b	Nonepidemic cerebrospinal meningitis	52	13	8	1	3	8	1	6	1	2	1	1	4			1	1	
72	Tabes dorsalis (locomotor ataxia)	157											1	11	38	40	42	23	
73	Other diseases of the spinal cord	318	4	2		1	3	7	12	3	9	9	26	44	89	70	39		
74a	Cerebral hemorrhage	8,262	14	3	4		5	4	7	9	16	35	248	851	1,670	2,582	2,810	1	
74b	Cerebral embolism and thrombosis	447	3	2	2		3	5	6	10	3	7	25	50	57	129	118		
75	Paralysis without specified cause	262	1	2			3			1	1	1	8	27	58	76	85		
76	General paralysis of the insane	539								3	2	15	39	180	158	91	38	13	
77	Other forms of mental alienation	90								2	5	12	18	29	12	6	5		
78	Epilepsy	271	6	3	1	2	11	16	30	21	28	27	43	35	23	13	10		
79	Convulsions (nonpuerperal; 5 years and over)	17					4	3		1	1	2	2	1		2	1		
80	Infantile convulsions (under 5 years)	186	140	26	16	2	2												
81	Chorea	6					1	2	2			1	1	1	2	5	5		
82	Neuralgia and neuritis	19											1						
83	Softening of the brain	51												1	1	4	20	26	
84	Other diseases of the nervous system	363	8	9	3	5	6	7	10	9	13	11	17	37	49	71	64	44	
85	Diseases of the eye and annexa	11	1							2	1			1			1	5	
86a	Diseases of the ear	206	36	26	6	1	8	25	21	16	7	7	5	15	11	8	8	6	
86b	Diseases of the mastoid process	187	29	20	5	3	4	19	17	17	7	3	5	20	18	14	4	2	
	IV.—Diseases of the circulatory system	24,994	131	36	18	28	19	171	231	222	227	306	350	1,467	2,848	4,723	6,714	7,502	1
87	Pericarditis	105	2	3		1	2	4	4	2	2	1	8	18	14	13	15	16	
88	Endocarditis and myocarditis (acute)	1,153	66	17	11	13	7	62	51	36	54	72	51	231	126	106	142	108	
89	Angina pectoris	1,377							1	3	2	7	86	182	380	428	286		
90	Other diseases of the heart	19,894	52	15	7	12	10	103	172	179	157	214	272	1,054	2,376	3,895	5,442	5,934	1
91a	Aneurysm	122								1	2		1	20	30	33	23	12	
91b, c	Other diseases of the arteries	1,875								1	1		2	12	45	195	547	1,072	
92	Embolism and thrombosis (not cerebral)	376	3			1		2	2	5	10	5	39	58	84	103	64		
93	Diseases of the veins	54								2	3	3	5	11	10	13	7		
94	Diseases of the lymphatic system	18	7			1		2		1				1	1	3			
95	Hemorrhage without specified cause	13	1	1				1			2			1	4	3	1		
96	Other diseases of the circulatory system	7											1	1	1	1		3	
	V.—Diseases of the respiratory system	13,329	2,839	930	289	161	120	256	165	237	274	311	430	1,203	1,403	1,510	1,512	1,689	
97a	Diseases of the nasal fossae	11	3	1						1	2	1					1	2	
97b	Diseases of the nasal fossae annexa	57	2	2				3	2	8	6	4	7	8		4	2	1	
98	Diseases of the larynx	49	11	8	1	4	6	4		1	1	1		2	1	2	3	4	
99a	Acute bronchitis	289	110	21	4	1	2	4	2	3	2	1		9	9	23	24	73	
99b	Chronic bronchitis	231	7	4				1	2	1	3	2	1	9	21	42	36	94	
99c, d	Bronchitis (unspecified)	143	50	12	4			1	1					3	7	14	13	38	
100a	Broncho-pneumonia	4,549	1,752	493	142	77	53	72	39	39	32	48	55	192	223	284	432	616	
100b	Capillary bronchitis	85	36	11	2	2		2						4	2	2	5	19	
101a	Lobar pneumonia	6,631	743	336	109	65	51	139	108	163	212	228	314	837	911	942	822	651	
101b	Pneumonia (unspecified)	296	70	13	9	2	3	5	2	6	3	3	4	23	32	26	27	68	
102	Pleurisy	314	19	19	13	6	4	15	8	7	10	8	19	45	47	41	30	23	
103	Congestion and hemorrhagic infarct of the lung	158	29	7	2		1	1				3	3	8	15	9	21	59	
104	Gangrene of the lung	80	1					1		1	1	1	2	8	5	3	4	3	
105	Asthma	255	2	2	2	2		3		2	1	5	6	20	64	59	57	30	
106	Pulmonary emphysema	19	1						1					1	4	7	3	2	
107	Other diseases of the respiratory system (tuberculosis excepted)	212	3	1	1	2		5		6	2	5	9	34	54	52	32	6	

MORTALITY STATISTICS

TABLE 8.—DEATHS (EXCLUSIVE OF STILLBIRTHS) FROM EACH CAUSE, BY AGE, IN THE REGISTRATION AREA AND EACH REGISTRATION STATE: 1928—Continued

List No.	CAUSE OF DEATH	All deaths	Under 1 year	1 year	2 years	3 years	4 years	5 to 9 years	10 to 14 years	15 to 19 years	20 to 24 years	25 to 29 years	30 to 34 years	35 to 44 years	45 to 54 years	55 to 64 years	65 to 74 years	75 years and over	Age unknown
PENNSYLVANIA—Continued																			
	VI.—Diseases of the digestive system.....	8,433	2,048	406	171	108	69	238	190	184	193	200	293	797	1,039	1,066	836	595	
108	Diseases of the mouth and annexe.....	84	10	1	1	3		3			4	3	5	13	18	9	9	5	
109b	Other diseases of the pharynx, tonsils.....	333	16	14	14	9	9	54	25	19	23	21	19	31	38	23	10	8	
110	Diseases of the esophagus.....	14	2	1														4	
111a	Ulcer of the stomach.....	364			2			2		5	10	7	19	77	107	56	51	23	
111b	Ulcer of the duodenum.....	181	1			1			2	9	11	14	48	38	28	21	8		
112	Other diseases of the stomach (cancer excepted).....	400	77	17	7	4	1	3	2	3	2	4	7	39	49	67	57	61	
113	Diarrhea and enteritis (under 2 years).....	2,130	1,794	336															
114	Diarrhea and enteritis (2 years and over).....	509			112	62	24	23	7	5	8	7	9	24	42	42	58	86	
116	Diseases due to other intestinal parasites.....	2			1										1				
117	Appendicitis and typhlitis.....	1,255	10	6	18	17	22	115	128	112	87	75	87	174	187	145	54	18	
118a	Hernia.....	399	13	1	2		1	1		1	3	6	8	36	61	94	102	70	
118b	Intestinal obstruction.....	641	95	23	8	9	4	17	13	19	17	12	34	67	74	98	80	71	
119	Other diseases of the intestines.....	99	8	1		1	2	3	1	2		2	9	17	15	18	8	12	
120	Acute yellow atrophy of the liver.....	53		1			1	1	1	2	4	6	3	8	9	8	1	3	
121	Hydatid tumor of the liver.....	1																	
122	Cirrhosis of the liver.....	951			1		1	2	3	2	3	9	21	113	204	260	210	122	
123	Biliary calculi.....	381							1	6	11	21	63	81	89	73	36		
124	Other diseases of the liver.....	418	10	2	2		1	3	2	6	7	11	21	59	76	96	73	49	
125	Diseases of the pancreas.....	80						1	1		4	4	4	12	20	19	7	8	
126	Peritonitis without specified cause.....	138	12	3	3	2	3	10	7	5	6	11	12	16	15	13	13	8	
	VII.—Nonvenereal diseases of the genito-urinary system and annexe.....	11,895	52	10	13	20	4	45	58	85	129	155	221	949	1,576	2,360	3,080	3,137	1
128	Acute nephritis (including unspecified under 10 years).....	516	26	8	10	13	3	25	19	15	19	16	36	80	90	64	47	45	
129	Chronic nephritis (including unspecified 10 years and over).....	10,089	2		2	5	1	13	33	46	81	78	124	668	1,305	2,116	2,791	2,823	1
131	Other diseases of the kidneys and annexe.....	224	17	2	1	2		6	4	7	5	17	8	25	29	42	27	32	
132	Calculi of the urinary passages.....	65								1	2	3	3	11	8	17	13	7	
133	Diseases of the bladder.....	54						1				2		3	8	5	12	23	
134	Diseases of the urethra, etc.....	25	1											5	8	3	6	2	
135	Diseases of the prostate.....	453										1	1	3	15	80	163	190	
136	Nonvenereal diseases of the male genital organs.....	11	4									3		1	1	1	1		
137	Cysts, other benign tumors of the ovary.....	75								1	3	7	7	15	19	6	12	5	
138	Salpingitis and pelvic abscess (female).....	138						2	14	14	23	24	40	16	4			1	
139	Benign tumors of the uterus.....	193								1	3	12	84	65	16	3	9		
140	Nonpuerperal uterine hemorrhage.....	4											3	1					
141	Other diseases of the female genital organs.....	44							1	4	2	6	11	11	5	4			
142	Nonpuerperal diseases of the breast (cancer excepted).....	4	2													1	1		
	VIII.—The puerperal state.....	1,224						1	117	250	268	223	355	10					
143	Accidents of pregnancy.....	153							10	21	47	22	51	2					
144	Puerperal hemorrhage.....	131							6	17	24	24	58	2					
145	Other accidents of labor.....	125							8	23	25	34	34	1					
146	Puerperal septicemia.....	475						1	47	116	106	81	122	2					
147	Puerperal phlegmasia alba dolens, embolus, etc.....	62							3	9	14	15	20	1					
148	Puerperal albuminuria and convulsions.....	272							42	64	51	45	68	2					
149	Following childbirth (undefined).....	5							1		1	2	1						
150	Puerperal diseases of the breast.....	1												1					
	IX.—Diseases of the skin and of the cellular tissue.....	356	62	2			1	6	6	10	6	8	10	19	35	40	58	93	
151	Gangrene.....	131	1					1					3	1	8	12	34	71	
152	Furuncle.....	54	5					1	6	2	2	3	3	6	6	10	7	5	
153	Acute abscess.....	99	22	1			1	4	3	3	3	3	3	10	17	10	10	9	
154	Other diseases of the skin and annexe.....	72	34	1					2	1	1	3	1	2	4	8	7	8	
	X.—Diseases of the bones and of the organs of locomotion.....	163	8	6	3	6	3	20	22	13	4	5	9	15	13	15	14	7	
155	Diseases of the bones (tuberculosis excepted).....	133	6	5	2	6	3	18	16	10	3	4	9	11	10	13	11	6	
156	Diseases of the joints (tuberculosis and rheumatism excepted).....	29	1	1	1			2	6	3	1	1		4	3	2	3	1	
158	Other diseases of the organs of locomotion.....	1	1																
	XI.—Malformations.....	1,652	1,537	47	15	4	3	16	8	6	5	1	2	2	5	1			
159a	Congenital hydrocephalus.....	143	118	9	4	2	1	5	1		1				2				
159b	Congenital malformations of the heart.....	1,057	996	20	7	1	2	9	6	6	4	1	1		3	1			
159c	Other congenital malformations.....	452	423	18	4	1		2	1				1	2					
	XII.—Early infancy.....	5,255	5,255																
160	Congenital debility, icterus, sclerema.....	488	488																
161a	Premature birth.....	3,414	3,414																
161b	Injury at birth.....	938	938																
162	Other diseases peculiar to early infancy.....	411	411																
163	Lack of care.....	4	4																
164	XIII.—Old age (senility).....	476														3	60	413	

CAUSES OF DEATH, BY AGE

275

TABLE 8.—DEATHS (EXCLUSIVE OF STILLBIRTHS) FROM EACH CAUSE, BY AGE, IN THE REGISTRATION AREA AND EACH REGISTRATION STATE: 1928—Continued

List No.	CAUSE OF DEATH	All deaths	Under 1 year	1 year	2 years	3 years	4 years	5 to 9 years	10 to 14 years	15 to 19 years	20 to 24 years	25 to 29 years	30 to 34 years	35 to 39 years	40 to 44 years	45 to 49 years	50 to 54 years	55 to 59 years	60 to 64 years	65 to 69 years	70 to 74 years	75 years and over	Age un- known
PENNSYLVANIA—Continued																							
	XIV.—External causes.....	10,206	181	152	162	149	151	534	352	462	687	624	683	1,598	1,493	1,125	923	924	924	924	924	924	6
165	Suicide.....	1,262							5	28	74	89	97	252	291	241	137	45	3				3
	By poisons (gas or corrosives ex- cepted).....	42								2	2	3	3	8	10	9	4						1
166	By corrosive substances.....	85							1	3	11	11	13	22	15	7	4						
167	By poisonous gas.....	171								1	11	6	23	30	35	39	22	4					
168	By hanging or strangulation.....	299							3	6	12	7	18	57	72	68	40	16					
169	By drowning.....	63								3	5	5	11	11	11	11	7	3					
170	By firearms.....	493							1	11	30	51	27	102	113	84	55	17					2
171	By cutting or piercing instruments.....	56												3	4	12	17	4					
172	By jumping from high places.....	35												1	7	14	4	1					
173	By crushing.....	8								1	2	3	1		3	2	1						
174	By other means.....	10																					
	Homicide.....	543	12		2		1	3	3	28	63	85	76	147	82	29	9	1					1
197	By firearms.....	375						2	2	19	50	69	50	110	46	17	8						
198	By cutting or piercing instruments.....	58						1	1	2	5	7	8	18	15	1							
199	By other means.....	110	12		1		1	7	7	8	9	18	19	21	11	11							
	Accidental, other, or undefined.....	8,401	169	152	160	149	150	531	344	406	550	450	510	1,199	1,120	855	777	877	877	877	877	877	2
175	Poisoning by food.....	63	2	4	3	2	2	5	2	3	1	1	4										
176	Poisoning by venomous animals.....	3		1	1																		
177	Other acute poisonings (gas ex- cepted).....	142	3	25	19	4	5	5		2	5	10	11	18	11	14	6	4					
178	Conflagration.....	147	9	5	7	6	8	23	10	8	2	6	17	13	9	9	12	4					
179	Burns (conflagration excepted).....	652	21	67	73	55	52	81	14	21	18	20	23	46	47	42	42	30					
180	Mechanical suffocation.....	76	61	2			1		1			1	2										
181	Absorption of irrespirable, irritat- ing, or poisonous gas.....	273	1	2	1	1	3	1	4	20	14	18	52	56	50	28	22	1					
182	Drowning.....	500	2	9	8	7	11	64	84	57	54	30	27	52	53	30	10	1					1
183	Traumatism by firearms (except in war).....	153	1		1	4	2	10	26	31	12	13	9	19	15	6	3	1					
184	Traumatism by cutting or pierc- ing instruments.....	55	3			3	8	2	2	2	2	2	2	8	11	8	9	2					
185	Traumatism by fall.....	1,642	9	11	6	8	23	18	20	28	28	36	150	191	176	290	640	1					
186a	Traumatism in mines.....	1,001					1		57	107	108	145	294	195	173	19	1						
186b	Traumatism in quarries.....	22							2	2	1	3	9	5									
187	Traumatism by machines.....	193		1	2	1	1	2	2	5	15	20	17	35	43	29	16	4					
188a	Railroad accidents.....	662	1	4	2	1	2	18	36	47	43	57	135	120	95	56	18						
	Collision with automobiles.....	140		2	3	2	10	4	10	18	8	15	24	21	12	10	1						
	Other railroad accidents.....	522	1	2	3	1	13	14	26	29	35	42	111	99	83	46	17						
188b	Street-car accidents.....	186	1	1	1	4	3	12	6	5	13	13	16	25	35	19	13						
	Collision with automobiles.....	58	1	1	1		1	2	2	7	9	6	9	13	3	3	3						
	Other street-car accidents.....	128				4	3	11	4	3	6	4	10	16	22	16	16	13					
188c	Automobile accidents (excluding collision with railroad trains and street cars).....	1,882	9	7	25	42	53	250	107	125	155	96	81	226	204	216	195	91					
188d	Airplane and balloon accidents.....	12									2	3	1	4	2								
188e,f	Injuries by other vehicles.....	114	2	2	2	3	4	11	7	15	8	5	17	10	5	3	2	4					
188g	Landslide, other crushing.....	32				1	1			2	1	4	10	5	3	2	3						
189	Injuries by animals (not poison- ing).....	25						1	1		2	2		3	1	7	6	2					
192	Starvation (deprivation of food or water).....	2							1					1									
193	Excessive cold.....	20									1		1		7	4	4	3					
194	Excessive heat.....	84	14	3	1	3	1		2	2	5	2	15	10	8	9	11						
195	Lightning.....	15							2	2	4	2	1	1	1	1							
196	Other accidental electric shocks.....	78					3	10	2	15	19	15	6	6	1	1							
201	Fracture (cause not specified).....	27	1				1			1			6	7	4	5	2						
202	Other external violence.....	340	29	8	4	3	15	28	17	18	9	24	47	60	63	48	46						
	XV.—Ill-defined diseases.....	474	152	22	7	3	1	6	5	1	4	6	5	45	60	63	48	46					
204	Sudden death.....	60	13	1	1			1						6	4	8	11	15					
205a	Ill-defined.....	99	7	13	3	1		4	2	1	2	1	1	4	17	17	13	16					
205b	Not specified or unknown.....	315	132	8	3	2	1	4	3		2	5	4	35	39	38	24	15					

RHODE ISLAND

	All causes.....	8,394	875	184	76	71	45	156	84	140	183	181	200	590	998	1,482	1,670	1,455	4
	I.—Epidemic, endemic, and infectious diseases.....	886	100	65	27	27	18	54	18	51	63	64	43	97	98	81	47	32	1
1	Typhoid and paratyphoid fever.....	10	1							2		1	1	2	2	1			
7	Measles.....	70	30	18	6	5	5	4	1	1									
8	Scarlet fever.....	16	1	2	4	2	1	6	1										
9	Whooping cough.....	46	26	14	2	2	1	1											
10	Diphtheria.....	50	5	7	3	6	8	16	1					2	1		1		
11a	Influenza (with pulmonary complications).....	58	6	3		2		1	1	3		1	1	6	5	7	10	11	1
11b	Influenza (other and unspecified).....	44	1	2	2	1		2	4		1	2	3	3	1	5	7	10	
13	Mumps.....	1																	
15	Cholera nostras.....	1						1									1		
16	Dysentery.....	1											1						
19	Spirochetal hemorrhagic jaundice.....	2											1	1					
21	Erysipelas.....	19	4	1		1						1		3	4	2	2	1	
22	Acute anterior poliomyelitis.....	4		1				3											
23	Lethargic encephalitis.....	4		1				1								1	1		
24	Meningococcus meningitis.....	9	3			1		1	1	3									
25	Other epidemic and endemic diseases.....	2		2															
29	Tetanus.....	5	1					3							1				
	Tuberculosis (all forms).....	492	18	14	10	7	4	16	6	40	58	57	35	69	75	55	22	6	
31	Of the respiratory system.....	390	5	4	1		1	2	3	33	51	51	30	64	70	49	20	6	
32	Of the meninges, central nervous system.....	42	8	6	7	6	2	6	1	2	2	1	1	1	1	1	1		
33	Of the intestines, peritoneum.....	24	1	4	2			2	2	4	1	1	1	1	1	3	1		
34	Of the vertebral column.....	7									2	1			2	1			
36	Of other organs.....	7						2				2	1		1				
37a	Disseminated (acute).....	17	3			1	1	1		1	2	1	2	3	1		1		
37b	Disseminated (chronic or unspecified).....	5	1					1					1	1		1			
38	Syphilis.....	36	4					1			1	1		8	8	9	2	2	
40	Gonococcus infection.....	6								1	1	1		2	1				
41	Purulent infection, septicemia.....	10						1		1	2		1			1	1	2	

MORTALITY STATISTICS

TABLE 8.—DEATHS (EXCLUSIVE OF STILLBIRTHS) FROM EACH CAUSE, BY AGE, IN THE REGISTRATION AREA AND EACH REGISTRATION STATE: 1928—Continued

List No.	CAUSE OF DEATH	All deaths	Under 1 year	1 year	2 years	3 years	4 years	5 to 9 years	10 to 14 years	15 to 19 years	20 to 24 years	25 to 29 years	30 to 34 years	35 to 44 years	45 to 54 years	55 to 64 years	65 to 74 years	75 years and over	Age unknown
RHODE ISLAND—Continued																			
	II.—General diseases not included in Class I.....	1,201	27	4	1	3	1	5	7	9	11	6	23	84	211	325	321	163	---
	Cancer and other malignant tumors.....	846	---	1	---	1	---	1	2	1	5	2	14	52	162	232	242	131	---
43	Of the buccal cavity.....	33	---	---	---	---	---	---	---	---	1	---	---	6	9	12	5	---	---
44	Of the stomach, liver.....	280	---	---	---	---	---	---	---	---	2	---	1	6	47	83	101	40	---
45	Of the peritoneum, intestines, rectum.....	164	---	---	---	---	---	---	---	---	---	1	3	8	31	43	58	20	---
46	Of the female genital organs.....	111	---	---	---	---	---	---	1	---	---	---	6	16	30	26	18	14	---
47	Of the breast.....	85	---	---	---	---	---	---	---	---	1	1	2	9	23	27	13	9	---
48	Of the skin.....	19	---	1	---	---	---	---	---	---	1	---	---	1	---	3	4	9	---
49	Of other or unspecified organs.....	154	---	---	1	---	---	1	2	---	---	---	2	12	25	41	36	34	---
50	Tumors, benign and unqualified (tumors of the female genital organs excepted).....	7	---	1	1	---	---	1	---	---	---	---	---	---	---	1	2	1	---
51	Acute rheumatic fever.....	13	1	---	---	---	1	---	3	2	---	---	1	2	1	1	---	1	---
52	Chronic rheumatism, osteoarthritis, gout.....	6	---	---	---	---	---	---	---	---	---	---	---	---	1	---	3	2	---
54	Pellagra.....	1	---	---	---	---	---	---	---	---	---	---	---	---	---	---	1	---	---
56	Rickets.....	4	3	1	---	---	---	---	---	---	---	---	---	---	---	---	---	---	---
57	Diabetes mellitus.....	182	---	---	---	---	---	1	---	2	4	2	---	8	20	69	58	18	---
58a	Pernicious anemia.....	26	---	---	---	---	---	---	---	2	1	---	---	3	2	5	10	3	---
58b	Other anemias and chlorosis.....	6	2	1	---	1	---	---	---	---	---	---	---	---	---	---	---	2	---
59	Diseases of the pituitary gland.....	1	---	---	---	---	---	---	---	---	---	---	---	---	1	---	---	---	---
60a	Exophthalmic goiter.....	18	---	---	---	---	---	---	1	2	---	---	2	5	6	2	1	1	---
60b	Other diseases of the thyroid gland.....	4	1	---	---	---	---	---	---	---	---	---	---	---	1	---	---	---	---
61	Diseases of the parathyroid glands.....	2	1	---	---	1	---	---	---	---	---	---	---	---	---	---	---	---	---
62	Diseases of the thymus gland.....	10	9	---	---	---	---	1	---	---	---	---	---	---	---	---	---	---	---
63	Diseases of the adrenals (Addison's disease).....	2	---	---	---	---	---	---	---	---	---	---	---	---	---	---	2	---	---
65a	Leukemia.....	12	1	---	---	---	---	1	1	---	---	1	---	3	1	2	2	2	---
65b	Hodgkin's disease.....	6	1	---	---	---	---	---	---	1	---	---	---	---	2	2	---	---	---
66	Alcoholism (acute or chronic).....	46	---	---	---	---	---	---	---	---	1	6	11	14	10	2	2	---	---
69	Other general diseases.....	9	8	---	---	---	---	---	---	---	---	---	---	---	1	---	---	---	---
	III.—Diseases of the nervous system and of the organs of special sense.....	963	17	8	2	5	2	11	8	4	3	10	12	55	137	216	252	221	---
70	Encephalitis.....	4	---	---	---	1	---	---	---	---	---	---	1	---	1	1	---	---	---
71a	Simple meningitis.....	22	4	3	1	---	1	4	---	---	---	2	---	3	1	1	---	2	---
71b	Nonepidemic cerebrospinal meningitis.....	4	2	1	---	---	---	---	---	---	---	---	---	1	---	---	---	---	---
72	Tabes dorsalis (locomotor ataxia).....	10	---	---	---	---	---	---	---	---	---	---	---	1	6	2	1	---	---
73	Other diseases of the spinal cord.....	18	---	---	---	---	---	---	---	---	1	---	1	3	2	4	5	2	---
74a	Cerebral hemorrhage.....	711	---	---	---	---	---	1	---	---	---	---	3	20	91	177	220	199	---
74b	Cerebral embolism and thrombosis.....	34	---	---	---	---	---	---	---	1	---	---	---	3	2	10	10	8	---
75	Paralysis without specified cause.....	7	---	---	---	---	---	---	---	---	---	1	1	1	1	1	1	3	---
76	General paralysis of the insane.....	34	---	---	---	---	---	---	---	---	2	1	9	16	3	3	---	---	---
77	Other forms of mental alienation.....	4	---	---	---	---	---	---	---	---	---	---	---	1	1	1	1	1	---
78	Epilepsy.....	22	---	---	1	2	1	---	1	1	1	1	1	7	5	2	1	---	---
79	Convulsions (nonpuerperal; 5 years and over).....	1	---	---	---	---	---	1	---	---	---	---	---	---	---	---	---	---	---
80	Infantile convulsions (under 5 years).....	6	5	---	1	---	---	---	---	---	---	---	---	---	---	---	1	---	---
81	Chorea.....	1	---	---	---	---	---	---	---	---	---	---	---	---	---	---	---	---	---
82	Neuralgia and neuritis.....	1	---	---	---	---	---	---	---	---	---	---	---	---	---	1	---	---	---
84	Other diseases of the nervous system.....	55	2	1	---	2	---	1	3	2	---	5	2	5	9	10	8	5	---
86a	Diseases of the ear.....	22	3	2	---	2	---	4	2	2	---	---	1	1	1	2	2	1	---
86b	Diseases of the mastoid process.....	7	1	1	---	---	---	---	---	---	---	---	1	1	1	2	---	---	---
	IV.—Diseases of the circulatory system.....	1,901	14	2	---	---	---	9	8	17	9	13	19	78	221	377	584	548	2
87	Pericarditis.....	3	---	---	---	---	---	---	---	---	---	---	---	1	---	---	1	1	---
88	Endocarditis and myocarditis (acute).....	59	7	1	---	---	---	3	1	3	2	5	3	12	5	4	8	5	---
89	Angina pectoris.....	144	---	---	---	---	---	---	---	1	---	---	---	8	17	36	54	28	---
90	Other diseases of the heart.....	1,459	4	1	---	---	---	6	6	14	6	7	15	52	185	302	466	393	2
91a	Aneurysm.....	10	---	---	---	---	---	---	---	---	---	---	---	1	2	5	2	---	---
91b,c	Other diseases of the arteries.....	177	---	---	---	---	---	---	---	---	---	---	---	1	7	17	38	114	---
92	Embolism and thrombosis (not cerebral).....	45	2	---	---	---	---	1	---	---	1	1	2	4	13	14	7	---	---
93	Diseases of the veins.....	3	---	---	---	---	---	---	---	---	---	---	---	1	1	---	---	---	---
95	Hemorrhage without specified cause.....	1	1	---	---	---	---	---	---	---	---	---	---	---	---	---	---	---	---
	V.—Diseases of the respiratory system.....	802	164	59	27	15	6	17	10	9	9	16	13	60	69	110	112	106	---
97b	Diseases of the nasal fossae annexa.....	2	---	---	---	---	---	---	---	---	---	---	---	2	---	---	---	---	---
98	Diseases of the larynx.....	2	1	---	---	---	---	1	---	---	---	---	---	---	---	---	---	---	---
99a	Acute bronchitis.....	22	11	1	3	---	---	---	---	---	---	---	---	---	---	3	2	2	---
99b	Chronic bronchitis.....	10	---	---	---	---	---	---	---	---	---	---	1	---	---	2	3	4	---
99c,d	Bronchitis (unspecified).....	17	13	---	1	---	---	---	---	---	---	---	---	---	---	1	1	1	---
100a	Broncho-pneumonia.....	253	89	30	11	4	2	5	3	2	1	3	1	3	7	18	33	41	---
100b	Capillary bronchitis.....	4	1	1	---	---	---	---	---	---	---	---	---	---	1	1	1	1	---
101a	Lobar pneumonia.....	435	44	26	12	9	4	9	5	6	7	12	8	50	54	79	64	46	---
101b	Pneumonia (unspecified).....	13	4	1	---	---	---	1	---	---	1	---	1	1	1	1	1	1	---
102	Pleurisy.....	17	1	---	2	---	---	1	2	1	---	---	1	1	4	1	2	1	---
103	Congestion and hemorrhagic infarct of the lung.....	10	---	---	---	---	---	---	---	---	---	---	---	---	---	---	3	7	---
104	Gangrene of the lung.....	1	---	---	---	---	---	---	---	---	---	1	---	---	---	---	---	---	---
105	Asthma.....	9	---	---	---	---	---	---	---	---	---	---	---	2	1	3	1	2	---
107	Other diseases of the respiratory system (tuberculosis excepted).....	7	---	---	---	---	---	---	---	---	---	---	1	1	1	2	1	1	---
	VI.—Diseases of the digestive system.....	500	82	28	11	7	4	13	6	11	17	15	17	57	56	82	58	36	---
108	Diseases of the mouth and annexa.....	7	1	---	---	---	---	1	---	---	---	---	---	1	2	---	2	---	---
109b	Other diseases of the pharynx, tonsils.....	24	2	2	1	---	2	2	1	---	---	2	2	4	3	2	---	1	---
111a	Ulcer of the stomach.....	39	---	---	---	---	---	---	1	---	1	3	1	10	7	7	2	7	---
111b	Ulcer of the duodenum.....	16	---	---	---	---	---	---	---	---	1	2	1	1	5	3	3	---	---

CAUSES OF DEATH, BY AGE

277

TABLE 8.—DEATHS (EXCLUSIVE OF STILLBIRTHS) FROM EACH CAUSE, BY AGE, IN THE REGISTRATION AREA AND EACH REGISTRATION STATE: 1928—Continued

List No.	CAUSE OF DEATH	All deaths	Under 1 year	1 year	2 years	3 years	4 years	5 to 9 years	10 to 14 years	15 to 19 years	20 to 24 years	25 to 29 years	30 to 34 years	35 to 44 years	45 to 54 years	55 to 64 years	65 to 74 years	75 years and over	Age unknown
RHODE ISLAND—Continued																			
VI.—Diseases of the digestive system—Continued.																			
112	Other diseases of the stomach (cancer excepted)	20	4	3				1			1			2	1	2	5	1	
113	Diarrhea and enteritis (under 2 years)	91	70	21															
114	Diarrhea and enteritis (2 years and over)	25			8	3		1						1	1	1	3	7	
117	Appendicitis and typhlitis	93			2	4	2	7	3	9	8	6	7	18	14	13	8	2	
118a	Hernia	32									2			1	4	10	9	6	
118b	Intestinal obstruction	46	5	2						1	1		3	2	7	3	2	8	
119	Other diseases of the intestines	9						1				1		1	2	1			
120	Acute yellow atrophy of the liver	8								1			2	1	9	16	9		
122	Cirrhosis of the liver	37											1	3	6	12	7	3	
123	Biliary calculi	37									2		1	6	8	2	1	1	
124	Other diseases of the liver	11									1			3					
125	Diseases of the pancreas	1												1					
126	Peritonitis without specified cause	4							1						2	1			
VII.—Nonvenereal diseases of the genito-urinary system and annexa																			
		913	5					10	3	6	19	12	19	74	129	187	221	228	
128	Acute nephritis (including unspecified under 10 years)	29	2					2			1	1		3	10	2	4	4	
129	Chronic nephritis (including unspecified 10 years and over)	774						7	2	5	13	7	12	49	102	169	201	207	
131	Other diseases of the kidneys and annexa	26	2					1	1	1	2	1	2	3	2	4	5	2	
132	Calculi of the urinary passages	6												2	1	2		1	
133	Diseases of the bladder	4													1			1	
134	Diseases of the urethra, etc.	1											1					2	
135	Diseases of the prostate	24														3	10	11	
136	Nonvenereal diseases of the male genital organs	3	1											1	1				
137	Cysts, other benign tumors of the ovary	7											1	3	1	2			
138	Salpingitis and pelvic abscess (female)	13									3	1	1	5	3				
139	Benign tumors of the uterus	18											1	7	7	3			
141	Other diseases of the female genital organs	8										2	1	1	1	2		1	
VIII.—The puerperal state																			
		78							2	19	22	19	16						
143	Accidents of pregnancy	8									3	1	2	2					
144	Puerperal hemorrhage	13									2	3	4	4					
145	Other accidents of labor	10									2	4	2	2					
146	Puerperal septicemia	23								1	8	7	4	3					
147	Puerperal phlegmasia alba dolens, embolus, etc.	5									1	2	1	1					
148	Puerperal albuminuria and convulsions	19								1	3	5	6	4					
IX.—Diseases of the skin and of the cellular tissue																			
		22	2	1						2		1	1	1		5	1	8	
151	Gangrene	8	1													2		5	
152	Furuncle	5		1						1						2		1	
153	Acute abscess	2												1			1		
154	Other diseases of the skin and annexa	7	1							1		1	1			1		2	
X.—Diseases of the bones and of the organs of locomotion																			
		10	1				1			3		1		1		1	2		
155	Diseases of the bones (tuberculosis excepted)	6					1			2		1				1	1		
156	Diseases of the joints (tuberculosis and rheumatism excepted)	4	1							1				1			1		
XI.—Malformations																			
		87	79	2				3	1	2									
159a	Congenital hydrocephalus	8	6	1						1									
159b	Congenital malformations of the heart	49	46					2		1									
159c	Other congenital malformations	30	27	1				1	1	1									
XII.—Early infancy																			
		370	370																
160	Congenital debility, icterus, sclerema	51	51																
161a	Premature birth	189	189																
161b	Injury at birth	101	101																
162	Other diseases peculiar to early infancy	29	29																
XIII.—Old age (senility)																			
		59													1	2	4	52	
XIV.—External causes																			
		569	6	14	7	14	13	33	23	24	32	21	34	64	74	85	64	60	1
165	Suicide	67								2	5	6	8	9	17	10	6	4	
	By poisons (gas or corrosives excepted)	5												1	3		1		
166	By corrosive substances	4										1	2	1					
167	By poisonous gas	24								1	3	1	1	2	7	5	4		
168	By hanging or strangulation	10									1		2	1	1	3		1	
169	By drowning	4								1			1	1	1				
170	By firearms	14										3	1	3	4	1	1	1	
171	By cutting or piercing instruments	3																2	
172	By jumping from high places	2									1		1						
173	By crushing	1										1							
	Homicide	18								1			3	10					
197	By firearms	10								1	4		1	6					
198	By cutting or piercing instruments	2											1	1					
199	By other means	6									2		1	3					

MORTALITY STATISTICS

TABLE 8.—DEATHS (EXCLUSIVE OF STILLBIRTHS) FROM EACH CAUSE, BY AGE, IN THE REGISTRATION AREA AND EACH REGISTRATION STATE: 1928—Continued

List No.	CAUSE OF DEATH	All deaths	Under 1 year	1 year	2 years	3 years	4 years	5 to 9 years	10 to 14 years	15 to 19 years	20 to 24 years	25 to 29 years	30 to 34 years	35 to 44 years	45 to 54 years	55 to 64 years	65 to 74 years	75 years and over	Age unknown
RHODE ISLAND—Continued																			
	XIV.—External causes—Continued.																		
175	Accidental, other, or undefined.....	484	6	14	7	14	13	33	23	21	23	15	23	45	57	75	58	56	1
176	Poisoning by food.....	1													1				
177	Poisoning by venomous animals.....	2			1											1			
	Other acute poisonings (gas ex-	7		2									1	2	2				
178	cepted).....	1															1		
179	Conflagration.....	39	2	6	1	4	3	3			3	1		4	3	3	1	5	
180	Burns (conflagration excepted).....	4	2														1		
181	Mechanical suffocation.....	30																	
182	Absorption of irrespirable, irritat-	50		3		2	2	6	1	8	3	2	4	4	3	7	6	8	4
183	ing, or poisonous gas.....	3																	
184	Drowning.....	3							1		1		1						
185	Traumatism by firearms (except	3																	
186	in war).....	3																	
187	Traumatism by cutting or piercing	110	1	1	3		2	2	1	1		3	1	1	6	12	21	34	1
188a	instruments.....	11								2	1		2		1		5		
188b	Traumatism by fall.....	12								1	1				4		4		
188c	Traumatism by machines.....	2									1								
188d	Railroad accidents.....	10								1									
188e	Collision with automobiles.....	19				1		1		1	1	1		3	5	3	3		
188f	Street-car accidents.....	6								1	1			3		1			
188g	Collision with automobiles.....	13				1		1							5	2	3		
188h	Other street-car accidents.....	154		1	2	7	6	20	10	11	9	4	7	11	16	23	16	11	
188i	Automobile accidents (excluding	7								1	2		2	2					
188j	collision with railroad trains and	5																	
188k	street cars).....	3								1			1						
188l	Airplane and balloon accidents.....	3																	
188m	Injuries by other vehicles.....	1																	
188n	Landslide, other crushing.....	2																	
188o	Injuries by animals (not poisoning)	6																	
188p	Excessive cold.....	1																	
188q	Excessive heat.....	3																	
188r	Other accidental electric shocks.....	3																	
188s	Fracture (cause not specified).....	3																	
188t	Other external violence.....	8		1															
188u	XV.—Ill-defined diseases.....	33	8	1	1			1			1			3	2	11	4	1	
204	Sudden death.....	9	1					1			1			1	1	1	2	1	
205a	Ill-defined.....	12	2	1	1									1	1	5	2		
205b	Not specified or unknown.....	12	5											1	1	5			

SOUTH CAROLINA

	All causes.....	(White.....)	10,411	1,675	413	208	110	86	212	141	297	331	279	331	776	1,033	1,206	1,685	1,649	9
		(Colored.....)	14,016	2,503	540	230	134	112	330	254	683	872	741	663	1,608	1,791	1,366	1,098	1,062	29
	I.—Epidemic, endemic, and infectious diseases.....	White.....	1,870	254	161	84	60	43	84	48	85	109	74	85	174	158	134	135	181	1
		Colored.....	3,051	432	167	80	55	43	145	111	287	337	267	189	329	270	171	85	86	7
1	Typhoid and paratyphoid fever.....	W.....	113	2	1	4			9	9	18	19	10	10	11	10	7	2	1	
		C.....	231			5	4	6	25	24	48	37	21	11	19	20	5	4	1	
5	Malaria.....	W.....	90	7	2	2	4	3	4	4	9	6	6	10	10	6	5	8		
		C.....	292	35	22	12	12	7	43	14	13	22	7	8	24	24	25	12	12	
6	Smallpox.....	W.....	3						1							1				
7	Measles.....	C.....	192	45	40	24	11	9	25	8	8	3	2	1	5	5	1	4	1	
		W.....	107	35	24	9	1	6	13	6	6	2	2	1		2				
8	Scarlet fever.....	C.....	8	1	1	1	1	1	2		1									
		W.....	2								2									
9	Whooping cough.....	W.....	67	42	16	4	3	1			1									
		C.....	111	60	34	7	3	2	5											
10	Diphtheria.....	W.....	128	11	36	25	26	17	9	3						1				
		C.....	58	7	9	11	9	7	13	2										
11a	Influenza (with pulmonary com-	W.....	500	64	30	10	7	6	13	10	26	17	17	22	50	42	55	55	76	
	plications).....	C.....	379	72	19	9	8	3	15	10	21	17	23	18	49	36	36	21	21	1
11b	Influenza (other and unspecified).....	W.....	170	21	4	4	2	1	8	1	2	3	3	2	15	15	13	27	48	
		C.....	292	60	9	10	5	6	9	12	14	17	11	14	22	28	27	17	31	1
13	Mumps.....	W.....	1																	
		C.....	1	1																
15	Cholera nostras.....	W.....	1																	
		C.....	1																	
16	Dysentery.....	W.....	114	34	25	4	3		4	1	2	1		1	2	2	2	11	22	
		C.....	125	52	28	8	4	2		1		2	1	1	2	6	5	4	7	
19	Spirochetal hemorrhagic jaundice.....	W.....	1																	
		C.....	23	3					1	1	1	2			3	4	2	2	4	
21	Erysipelas.....	W.....	7	1					1		1					2	1		1	
		C.....	10	2		2		2	1	2	1									
22	Acute anterior poliomyelitis.....	W.....	9	1	3	1			2											
		C.....	11	1					2											
23	Lethargic encephalitis.....	W.....	5								3	1	1		1	2	2	1	2	
		C.....	4	1			1				1									
24	Meningococcus meningitis.....	W.....	4								1		1							
		C.....	3						1	1			2							
25	Other epidemic and endemic dis-	W.....	2																	
	eases.....	C.....	2	1					1											
28	Rabies.....	W.....	1																	
		C.....	17	3	2				6	4										
29	Tetanus.....	W.....	10						1		1									
		C.....	20	10					2	1					3	1	1			
30	Mycoses.....	W.....	1																	
		C.....	22	20	1		1													
	Tuberculosis (all forms).....	W.....	367	4	4	4	2		2	2	20	47	30	41	71	60	39	26	15	
		C.....	1,145	20	10	7	7	1	13	36	160	218	167	118	167	128	57	24	10	2
31	Of the respiratory system.....	W.....	340	3	2	2			6	30	19	45	28	39	69	58	39	25	11	
		C.....	1,066	14	9	6			6	30	143	208	162	114	161	115	54	23	10	2
32	Of the meninges, central nerv-	W.....	5			1			1	1					1	1				
	ous system.....	C.....	11	5	1		1		2						2					

List No.	CAUSE OF DEATH	All deaths	Under 1 year	1 year	2 years	3 years	4 years	5 to 9 years	10 to 14 years	15 to 19 years	20 to 24 years	25 to 29 years	30 to 34 years	35 to 44 years	45 to 54 years	55 to 64 years	65 to 74 years	75 years and over	Age unknown
SOUTH CAROLINA—Continued																			
I.—Epidemic, endemic, and infectious diseases—Continued.																			
Tuberculosis (all forms)—Continued.																			
33	Of the intestines, peritoneum	W 9		1		1				1	1	1			1		1	2	
34	Of the vertebral column	C 30	1				1	2	3	7	2	3	1	2	4	3	1	2	
35	Of the joints	C 3								1					2				
36	Of other organs	C 2						1					1						
37a	Disseminated (acute)	W 5		1	1	1			1	2	2	1		3					
37b	Disseminated (chronic or unspecified)	C 21			1				2	6	5	1	1	1	4				
38	Syphilis	W 37	11								1	3	1	4	1	4	1	2	
		C 209	56	6	1	1	1		2	11	17	20	18	36	19	11	3	3	4
40	Gonococcus infection	W 3								3	2								
		C 15								1	4	2		6					
41	Purulent infection, septicemia	W 10	1	1			1	1		2	1	1		2		1	1	2	
		C 10													2	2			
II.—General diseases not included in Class I. (Colored.)		1,050	30	8	8	1	1	10	9	23	29	35	31	117	205	193	210	140	
		1,185	17	12	3	3	4	20	13	51	97	95	97	232	228	154	102	53	4
	Cancer and other malignant tumors	W 488	1	1	1	1	1	2	1	7	5	4	11	47	104	103	105	94	
		C 305			1				2	4	7	8	13	67	88	55	41	18	1
43	Of the buccal cavity	W 22											1		5	4	7	5	
		C 134								2		1					2		
44	Of the stomach, liver	W 77							1	2		1	1	8	24	35	31	31	
45	Of the peritoneum, intestines, rectum	W 49						1		1	2	2	2	10	20	21	10	7	1
		C 28									2	3	3	10	10	12	7		
46	Of the female genital organs	W 89							1	1	1	1	3	18	34	12	12	7	
		C 119									2	6	3	33	35	16	16	8	
47	Of the breast	W 43											2	7	12	14	7	1	
		C 36								1		1	2	9	15	4	4		
48	Of the skin	W 36											1	4	1	2	8	20	
		C 2													1	1			
49	Of other or unspecified organs	W 115	1	1	1	1	1	1	3	3			1	7	18	26	28	23	
		C 41			1				1	1				10	6	12	5	2	
50	Tumors, benign and unqualified (tumors of the female genital organs excepted)	W 5	1		1						1			1	3			2	
		C 8																	
51	Acute rheumatic fever	W 12						1		2	1			3	1	1	2	1	
		C 40	1					2			7	3	2	8	1	7	5		

List No.	CAUSE OF DEATH	All deaths	Under 1 year	1 year	2 years	3 years	4 years	5 to 9 years	10 to 14 years	15 to 19 years	20 to 24 years	25 to 29 years	30 to 34 years	35 to 44 years	45 to 54 years	55 to 64 years	65 to 74 years	75 years and over	Age unknown
SOUTH CAROLINA—Continued																			
III.—Diseases of the nervous system and of the organs of special senses—Continued.																			
77	Other forms of mental alienation.....	W..... 15 C..... 9								2			1	3	2	1	2	1	3
78	Epilepsy.....	W..... 26 C..... 54	1					1	2	4	5	3	3	3	4	1	1	1	
79	Convulsions (nonpuerperal; 5 years and over).....	W..... 1 C..... 4						2					1						
80	Infantile convulsions (under 5 years).....	W..... 7 C..... 46	6	8	1	4	2	2			1			1					
81	Chorea.....	W..... 1 C..... 1	1																
82	Neuralgia and neuritis.....	W..... 4 C..... 7						1					1		1	1		4	
83	Softening of the brain.....	W..... 2 C..... 22		1				1	2	1	1	1	1	3	7	4	11	4	
84	Other diseases of the nervous system.....	W..... 1 C..... 15		3	3			1	2	2				2	1		1		
85	Diseases of the eye and annexa.....	W..... 7 C..... 8	1	1	1			1	1	1			1		1		1		
86a	Diseases of the ear.....	W..... 5 C..... 8		2	1	1		2	1	2					1				
86b	Diseases of the mastoid process.....	W..... 1 C..... 5						1	1	2		1							
IV.—Diseases of the circulatory system.....		W..... 1,551 C..... 1,616	10		3	2	1	6	5	15	18	17	22	83	187	279	452	451	
			7	1	5	3		12	12	17	51	74	70	274	330	323	240	195	2
87	Pericarditis.....	W..... 4 C..... 10						1	1	1	1		1	1	2		3		
88	Endocarditis and myocarditis (acute).....	W..... 44 C..... 60	1	1			1	2	1	1	6	5	3	9	2	1	8	4	
89	Angina pectoris.....	W..... 201 C..... 101						1	1	1	1	3	2	14	41	51	59	29	
90	Other diseases of the heart.....	W..... 1,147 C..... 1,290	6		3	2		4	4	11	9	9	16	57	126	193	340	367	
91a	Aneurysm.....	W..... 5 C..... 15			4			8	11	11			47	204	276	275	190	158	
91b,c	Other diseases of the arteries.....	W..... 87 C..... 114									1		1	2	13	21	31	45	
92	Embolism and thrombosis (not cerebral).....	W..... 17 C..... 8								1			2	4	1	1	2		
93	Diseases of the veins.....	W..... 4 C..... 3										1		1	1			1	
94	Diseases of the lymphatic system.....	W..... 1 C..... 3	1					1					1						
95	Hemorrhage without specified cause.....	W..... 3 C..... 5	2		1			1						2	1		1		
96	Other diseases of the circulatory system.....	W..... 11 C..... 34								1			2	4	9	5	10	3	
V.—Diseases of the respiratory system.....		W..... 813 C..... 1,191	197	58	25	18	11	20	16	33	25	22	24	55	39	55	101	113	
			327	92	36	22	16	34	27	67	68	49	37	110	124	64	71	47	
97a	Diseases of the nasal fossae.....	W..... 3 C..... 72	3	8	2	2	1	1	1	1		2	1	1	4		2	1	
97b	Diseases of the nasal fossae and annexa.....	W..... 4 C..... 2	4					1	2				1		1				
98	Diseases of the larynx.....	W..... 7 C..... 4	2	1	2	1					1					1			
99a	Acute bronchitis.....	W..... 7 C..... 8	3		1														

281

List No.	CAUSE OF DEATH	All deaths	Under 1 year	1 year	2 years	3 years	4 years	5 to 9 years	10 to 14 years	15 to 19 years	20 to 24 years	25 to 29 years	30 to 34 years	35 to 44 years	45 to 54 years	55 to 64 years	65 to 74 years	75 years and over	Age unknown
SOUTH CAROLINA—Continued																			
	VI.—Diseases of the digestive system—Continued.																		
116	Diseases due to other intestinal parasites.....C	5			1	1	2	1											
117	Appendicitis and typhlitis.....W C	88 70		1				9 6	10 7	12 6	9 9	4 4	6 8	15 8	10 9	8 5	4 3		3
118a	Hernia.....W	18																	
118b	Intestinal obstruction.....W C	18 48	2		1			2 1	2 1	1 3	2 2	3	1 4	2 1	3 5	2 3	2 6	2 5	2
119	Other diseases of the intestines.....W C	6 8									1								
120	Acute yellow atrophy of the liver.....W C	4 1						1											
121	Hydatid tumor of the liver.....C	1												1					
122	Cirrhosis of the liver.....W C	20 23				1			1		2		1	2	3	2	6	2	
123	Biliary calculi.....W C	11 1								1		1	1	8	4	4	2	3	
124	Other diseases of the liver.....W C	36 29		1 2				1		1		1	3	9	5	5	7	4	
125	Diseases of the pancreas.....W	1																	
126	Peritonitis without specified cause.....W C	7 13			2				1	2	3	2	1	1	2	3			
	VII.—Nonvenereal dis- eases of the gen- ito-urinary sys- tem and annexa.....White Colored	1,151 1,394	5 8	3 11	3 4	2 3		5 11	4 11	6 31	11 39	19 43	19 70	79 206	141 284	196 248	353 236	303 183	2 6
128	Acute nephritis (including un- specified under 10 years).....W C	43 86	3 7	2 6	1 4	2		5 7	1 2	1 7	1 5	3 4	2 4	5 16	5 11	6 11	4 1	2 1	
129	Chronic nephritis (including un- specified 10 years and over).....W C	1,000 1,143	1		2			2	2	16	26	10 30	12 53	60 159	124 243	176 217	324 217	278 166	2
131	Other diseases of the kidneys and annexa.....W C	43 61	1 1	1 4		3		2	1	1 4	2 4	1 2	2 2	7 6	6 11	6 8	9 6	6 7	
132	Calculi of the urinary passages.....W C	7 2													2	2	1	1	
133	Diseases of the bladder.....W C	4 10										1					2	1	
134	Diseases of the urethra, etc.....W C	2 7											2				1	1	
135	Diseases of the prostate.....W C	33 25													1	6	12	14	
136	Nonvenereal diseases of the male genital organs.....C	3									1			2					
137	Cysts, other benign tumors of the ovary.....W C	2 2									1	1	1			1			
138	Salpingitis and pelvic abscess (female).....W C	9 17								1 4	1 2	2 4	3 3	2 2	1 1		1		
139	Benign tumors of the uterus.....W C	2 21										2	3	13		1	1		1
140	Nonpuerperal uterine hemor- rhage.....C	1													1				
141	Other diseases of the female gen- ital organs.....W C	6 15								1		1	1	2 4	5	2			
142	Nonpuerperal diseases of the breast (cancer excepted).....C	1													1				
	VIII.—The puerperal/White state.....Colored	190 280							3	35 65	34 73	36 56	37 38	46 44	1				

SOUTH CAROLINA—Continued

List No.	CAUSE OF DEATH	All deaths	Under 1 year	1 year	2 years	3 years	4 years	5 to 9 years	10 to 14 years	15 to 19 years	20 to 24 years	25 to 29 years	30 to 34 years	35 to 44 years	45 to 54 years	55 to 64 years	65 to 74 years	75 years and over	Age unknown
SOUTH CAROLINA—Continued																			
	XI.—Malformations.....	{ White..... Colored.....	81 48	74 32	1 5	3 3	3 4	1 2	2 1										
159a	Congenital hydrocephalus.....	{ W..... C.....	11 14	7 5	1 3	3	2 2	1 1	1										
159b	Congenital malformations of the heart.....	{ W..... C.....	41 12	39 11			1 1	1											
159c	Other congenital malformations.....	{ W..... C.....	20 22	28 16	2		1	1	1		1								
	XII.—Early infancy.....	{ White..... Colored.....	625 690	625 690															
160	Congenital debility, icterus, sclerema.....	{ W..... C.....	67 172	87 172															
161a	Premature birth.....	{ W..... C.....	440 426	440 426															
161b	Injury at birth.....	{ W..... C.....	68 46	68 46															
162	Other diseases peculiar to early infancy.....	{ W..... C.....	48 45	48 45															
163	Lack of care.....	{ W..... C.....	2 1	2 1															
164	XIII.—Old age (senility).....	{ White..... Colored.....	107 282												1	1	9	97	
	XIV.—External causes.....	{ White..... Colored.....	726 708	33 25	14 21	15 22	9 14	15 22	41 44	30 36	61 93	65 99	48 73	38 46	100 72	91 55	60 41	53 23	52 18
	Suicide.....	{ W..... C.....	92 16							4 1	9 5	4 3	6 3	20 3	22 3	18 1	9		
165	By poisons (gas or corrosives excepted).....	{ W..... C.....	1 1										1						
166	By corrosive substances.....	{ W..... C.....	12 1							4	2	1	1	2	3				
167	By poisonous gas.....	{ W..... C.....	2 2											1		1			
168	By hanging or strangulation.....	{ W..... C.....	4 1											2	1		1		
169	By drowning.....	{ W..... C.....	51 3											1 1	1 1				
170	By firearms.....	{ W..... C.....	9 9								5 5	3 2	4 2	7 1	11 3	14 2	7		
171	By cutting or piercing instruments.....	{ W..... C.....	14 1								2		1	2	5	3			
172	By jumping from high places.....	{ W..... C.....	4 74											2	2				
	Homicide.....	{ W..... C.....	157 56	1		1		1	3	9	23	9	10	8	17	17	6	1	1
197	By firearms.....	{ W..... C.....	113 6				1	1		8	15	7	8	6	14	11	5	1	
198	By cutting or piercing instruments.....	{ W..... C.....	27 17						1	5	23	7	5	2	1	2	1		
199	By other means.....	{ W..... C.....	12 17	1		1		2		3	2	4	2	1	2	5		1	
	Accidental, other, or undefined.....	{ W..... C.....	560 535	33 24	14 21	15 21	8 14	14 22	41 41	30 27	54 69	47 60	34 36	24 29	63 48	52 41	36 38	43 23	51 18
175	Poisoning by food.....	{ W..... C.....	12 6	1 1	3 1	1	1	1					2						
176	Poisoning by venomous animals.....	{ W..... C.....	2 1							1									
177	Other acute poisonings (gas excepted).....	{ W..... C.....	11 17		2 6	2 4			1			2		2	1	2			</

CAUSES OF DEATH, BY AGE

283

TABLE 8.—DEATHS (EXCLUSIVE OF STILLBIRTHS) FROM EACH CAUSE, BY AGE, IN THE REGISTRATION AREA AND EACH REGISTRATION STATE: 1928—Continued

List No.	CAUSE OF DEATH	All deaths	Under 1 year	1 year	2 years	3 years	4 years	5 to 9 years	10 to 14 years	15 to 19 years	20 to 24 years	25 to 29 years	30 to 34 years	35 to 39 years	40 to 44 years	45 to 49 years	50 to 54 years	55 to 59 years	60 to 64 years	65 to 69 years	70 years and over	Age unknown
SOUTH CAROLINA—Continued																						
XIV.—External causes—Contd.																						
194	Accidental, other, or undefined—Con.																					
	Excessive heat.....C	1	1																			
195	Lightning.....W	7						2	2													
C	14							1	5	1	1	1									
196	Other accidental electric shocks.....W	12						2		2	3	1	2	2								
C	4								1			1									
201	Fracture (cause not specified).....W	3									2								1		2	
C	3																				
202	Other external violence.....W	35	3	1	1		1	3	1	3	7	4	1	5	5	3	2	2	2	1		
C	40	4	1	1	2		2	1	5	1	1	4	3	4	3	2	2	2	1		
XV.—Ill-defined diseases.																						
	(White.....C	334	148	14	3	2	2	4	1	4	4	3	8	12	17	27	44	41				
	(Colored.....C	1,262	609	58	24	8	13	20	12	20	30	32	31	87	102	71	69	73			3	
204	Sudden death.....W	28	3									1	1	4	3	3	6	7				
C	37																				
205a	Ill-defined.....W	87	17	7	1	1		1		1	3	2	1	3	3	8	11	18	13			
C	404	103	21	17	7	6	10	5	8	14	14	9	47	43	37	35	27			1	
205b	Not specified or unknown.....W	219	128	7	2	1	2	3	1	3	2	1	4	5	6	13	20	21				
C	821	505	37	7	1	7	10	7	11	13	18	22	37	47	26	28	43			2	
TENNESSEE																						
	All causes.....(White.....C	22,344	3,113	829	349	196	177	445	293	676	803	754	747	1,705	1,868	2,572	3,680	4,089	48			
(Colored.....C	9,060	962	239	93	61	49	143	178	437	643	601	503	1,138	1,282	1,057	827	801	41			
	I.—Epidemic, endemic, and infectious diseases.....(White.....C	4,859	387	238	141	93	83	174	94	232	310	321	248	502	438	447	568	574	9			
(Colored.....C	2,360	174	81	37	25	25	80	98	244	299	249	170	315	246	140	112	60	5			
1	Typhoid and paratyphoid fever.....W	244	2	3	2	3	2	13	28	48	39	21	17	20	16	18	7	4	1			
C	105	1	1	1	1	3	8	16	22	19	11	4	9	6	1	1	1				
5	Malaria.....W	136	11	9	3	5	14	3	4	7	6	10	10	12	4	18	11					
C	77	6	4		3	9	4	2	3	5	5	10	13	8	3	2					
6	Smallpox.....W	4	2						1				1									
C	1																				
7	Measles.....W	154	30	34	14	6	6	16	10	6	5	5	6	7	1	2	2	3	1			
C	58	11	16	4	3	1	8	3	7	1	1	1	2								
8	Scarlet fever.....W	38	4	6	5	3	4	10	1	1	2			1	1							
C	4	1					1	1													
9	Whooping cough.....W	115	63	30	10	5	1	6														
C	32	11	9	5	1	1	5														
10	Diphtheria.....W	195	19	31	38	34	32	33	3	2	1		1	1								
C	35	5	3	4	2	7	8	3	1	1											
11a	Influenza (with pulmonary complications).....W	917	89	43	23	18	9	24	7	33	21	28	23	72	79	82	170	196				
C	296	45	17	6	5	3	5	8	16	13	14	7	38	51	19	32	16				
11b	Influenza (other and unspecified).....W	500	56	14	5	3	3	11	5	12	10	5	6	23	27	42	91	186				
C	167	22	4	2	2	1	4	1	5	12	2	4	15	20	25	28	20				
13	Mumps.....W	4			1										1							
C	3	1					1		1												
15	Cholera nostras.....W	5	2																			
C	2																				
16	Dysentery.....W	161	23	26	8	4	4	9	3	2	1	2	2	5	11	11	20	30				
C	28	5	6	2			1					2	3	4	2	1	2				
19	Spirochetal hemorrhagic jaundice.....W	1																				
C	55	12	1	1	2						2		2	6	6	12	11				
21	Erysipelas.....W	30	3	8	6	2		2	2	1			1	1	1	1						
C	9	1	1	1	1		2	2	1												
22	Acute anterior poliomyelitis.....W	16		2				3					2		2	4						
C	25	8	4	1		1	1		4	1	2	2	1	1	1						
24	Meningococcus meningitis.....W	9							2													
C	1																				
25	Other epidemic and endemic diseases.....W	6						1														
C	2																				
28	Rabies.....W	39	8	1		3	8	5	1	4	2				2	4	1	1				
C	12	3				1	1	1					1		1						
29	Tetanus.....W	3																				
C	1																				
30	Mycoses.....W	2,075	27	24	14	10	11	21	22	113	210	241	170	332	280	255	234	125	6			
C	1,280	12	20	7	8	4	21	54	177	238	193	124	184	128	62	31	13	4			
31	Of the respiratory system.....W	1,830	12	8	4	5	2	13	18	92	198	223	156	311	237	225	208	112	6			
C	1,128	8	13	5	3	3	7	44	153	215	173	113	169	111	56	28	13	4			
32	Of the meninges, central nervous system.....W	69	10	13	6	2	5	1	1	4	4	3	3	4	7	1						
C	23	2	3																		
33	Of the intestines, peritoneum.....W	92			1					3	4	8	5	11	10	23	18	7				
C	53			1		1	1	1	12	9	7	2	6	8	2	3					
34	Of the vertebral column.....W	23			1		1			5	3	3	2	1	2							
C	8						1														
35	Of the joints.....W	5																				
C	2																				
36	Of other organs.....W	26	2	1	1		2	1	2	2	3	1	2	3	4	2	3	2				
C	17	1																			
37a	Disseminated (acute).....W	20	3	1	1	2	1	1	1	3	1	1	1	3	1							
C	39	1	3	1					5				3	5	1	2					
37b	Disseminated (chronic or unspecified).....W	7								2	1	1	1									
C	7																				
38	Syphilis.....W	92	17	2				1	1	1	6	4	6	16	13	13	9	3				
C	200	45	4			2	2	1	6	7	21	19	43	18	1	1					

MORTALITY STATISTICS

TABLE 8.—DEATHS (EXCLUSIVE OF STILLBIRTHS) FROM EACH CAUSE, BY AGE, IN THE REGISTRATION AREA AND EACH REGISTRATION STATE: 1928—Continued

List No.	CAUSE OF DEATH	All deaths	Under 1 year	1 year	2 years	3 years	4 years	5 to 9 years	10 to 14 years	15 to 19 years	20 to 24 years	25 to 29 years	30 to 34 years	35 to 44 years	45 to 54 years	55 to 64 years	65 to 74 years	75 years and over	Age unknown
TENNESSEE—Continued																			
	II.—General diseases not/White included in Class I. Colored..	2,136 562	30 8	8 7	12	7 1	8	24 2	19 5	53 8	35 21	37 27	72 33	249 98	309 130	456 112	475 60	339 47	3
	Cancer and other malignant tumors.....	1,260 271			6	2	3	7	3	10	11	9	30	125	187	300	317	249	1
43	Of the buccal cavity.....	46 6				1			2	1	2	7	12	56	65	67	34	22	2
44	Of the stomach, liver.....	391 75						1	1	3	2	3	7	22	48	95	134	74	1
45	Of the peritoneum, intestines, rectum.....	147 17				1					1	2	1	13	17	21	13	7	1
46	Of the female genital organs.....	215 86							1	1	2	2	12	44	51	54	31	17	1
47	Of the breast.....	109 32						1	1			3	1	19	27	23	17	19	
48	Of the skin.....	67 2						1						6	6	8	3	34	
49	Of other or unspecified organs.....	285 53			6	1	3	4	1	5	5	2	6	22	36	59	67	68	
50	Tumors, benign and unqualified (tumors of the female genital organs excepted).....	11 3	1						1	1			1	1	1	3	1	1	
51	Acute rheumatic fever.....	45 26					2	5	5	6	2		2	1	3	4	7	8	1
52	Chronic rheumatism, osteoarthritis, gout.....	25 8							3	1	1		2	2	2	6	5	7	
53	Scurvy.....	2		1						1		1							
54	Pellagra.....	379 142	2 1	1		1		1	2	12	10	18	20	75	70	69	65	32	1
56	Rickets.....	4 6	3 2	1						2	13	16	14	22	29	23	11	9	
57	Diabetes mellitus.....	200 53		1	3	1		3	5	12	7	4	6	15	18	45	53	25	1
58a	Pernicious anemia.....	35 10		1						2	2	1	3	6	6	9	11	4	
58b	Other anemias and chlorosis.....	15 3	4	1	2					3	1	1	3	1	2		1	2	
59	Diseases of the pituitary gland.....	2										1				1	1	1	
60a	Exophthalmic goiter.....	24 16								1	2	2	3	6	6	6	5	1	
60b	Other diseases of the thyroid gland.....	11 2		1			1			1				1		3	3	2	
61	Diseases of the parathyroid glands.....	1 1	1	1															
62	Diseases of the thymus gland.....	4 3	4	3															
63	Diseases of the adrenals (Addison's disease).....	1														1			
64	Diseases of the spleen.....	2 1					1				1								
65a	Leukemia.....	29 2		1	1	2		4		3			2	5	5	1	3	3	
65b	Hodgkin's disease.....	10 3						2	1	1	1	1	1		2	2	1	1	
66	Alcoholism (acute or chronic).....	33 9							2		1	1	5	14	3	6		1	
67a	Chronic lead poisoning.....	1									1								
67b	Other chronic mineral poisoning.....	4												2	2				
68	Chronic poisoning by organic substances.....	4												1	1		2		
69	Other general diseases.....	36 1	15 1	3				2	2		1	1		2	3	3	1	3	
	III.—Diseases of the nervous system and of the organs of special sense.....	1,894 756	57 22	11 6	10 2	5 3	9	29 5	15 4	34 9	24 15	32 24	30 22	99 84	198 168	337 170	503 106	499 113	2
70	Encephalitis.....	25 7	4				1	1	2	2	1	5	2	4	1		2		
71a	Simple meningitis.....	43 16	14 5	5 1	2	2	1	3	1	4		1	2	3	4		1		
71b	Nonepidemic cerebrospinal meningitis.....	21 5	6	1	2	1	1	5	1	3	2	1	2	1		1			
72	Tabes dorsalis (locomotor ataxia).....	17 5		1										3	2	6	5	1	
73	Other diseases of the spinal cord.....	53 30	2		3				1	1	2		1	2	2	14	17	9	
74a	Cerebral hemorrhage.....	1,184 469	4 1	1	1		1	1	2	3	7	8	35	138	250	382	350	4	1
74b	Cerebral embolism and thrombosis.....	40 7	1			2		1	1	2	15	6	50	118	117	72	80	10	3
75	Paralysis without specified cause.....	205 99		1				1		1	1	2	2	13	22	67	96		
76	General paralysis of the insane.....	43 35								1	3	2	3	13	12	8	3		
77	Other forms of mental alienation.....	35 3						1	1	4	2	1	9	2	4	6	3	4	
78	Epilepsy.....	60 13	3			1		2	1	9	8	11	2	8	9	5	1	2	
79	Convulsions (nonpuerperal; 5 years and over).....	3 1						1		1	2					1	1	1	
80	Infantile convulsions (under 5 years).....	19 15	18 14	1															
81	Chorea.....	1								1							2		
82	Neuralgia and neuritis.....	4 4										1	1		2		1	2	
83	Softening of the brain.....	11 2												1		2	4	5	1

CAUSES OF DEATH, BY AGE

285

TABLE 8.—DEATHS (EXCLUSIVE OF STILLBIRTHS) FROM EACH CAUSE, BY AGE, IN THE REGISTRATION AREA AND EACH REGISTRATION STATE: 1928—Continued

List No.	CAUSE OF DEATH	All deaths	Under 1 year	1 year	2 years	3 years	4 years	5 to 9 years	10 to 14 years	15 to 19 years	20 to 24 years	25 to 29 years	30 to 34 years	35 to 44 years	45 to 54 years	55 to 64 years	65 to 74 years	75 years and over	Age unknown
TENNESSEE—Continued																			
III.—Diseases of the nervous system and of the organs of special sense—Continued.																			
84	Other diseases of the nervous system.....(White.....)	72	1	---	1	---	2	4	1	2	---	1	3	11	9	11	10	16	---
(Colored.....)	28	---	---	---	---	---	1	---	1	---	---	3	3	4	4	5	6	---
85	Diseases of the eye and annexa.....(White.....)	1	1	---	---	---	---	---	---	---	---	---	---	---	---	---	---	---	---
(Colored.....)	1	---	---	---	---	---	---	---	---	---	---	---	---	---	---	---	---	---
86a	Diseases of the ear.....(White.....)	36	4	3	---	1	1	6	5	2	3	---	2	3	1	1	1	2	1
(Colored.....)	10	1	---	---	1	---	---	---	3	---	---	---	---	2	1	---	---	---
86b	Diseases of the mastoid process.....(White.....)	21	---	1	1	---	---	6	---	3	---	---	---	2	2	1	3	---	---
(Colored.....)	4	1	---	---	---	---	---	1	---	1	---	---	---	---	---	---	---	---
IV.—Diseases of the circulatory system.....(White.....)		2,576	13	4	2	1	2	16	18	23	26	27	38	129	219	447	776	827	8
.....(Colored.....)		1,172	2	1	---	---	---	3	6	11	26	40	41	140	275	253	200	170	4
87	Pericarditis.....(White.....)	14	1	---	---	---	---	---	---	---	---	1	---	1	1	3	2	5	---
(Colored.....)	9	---	---	---	---	---	---	---	---	---	---	---	---	---	---	---	---	---
88	Endocarditis and myocarditis (acute).....(White.....)	57	2	---	---	1	---	4	2	4	6	1	3	15	5	3	3	5	1
(Colored.....)	50	1	---	---	---	---	1	2	2	4	5	6	18	5	2	3	1	---
89	Angina pectoris.....(White.....)	214	---	---	---	---	---	---	---	---	---	---	---	11	27	62	65	46	1
(Colored.....)	24	---	---	---	---	---	---	---	---	---	---	---	7	6	3	3	3	---
90	Other diseases of the heart.....(White.....)	2,035	8	4	2	---	2	11	15	19	20	22	30	98	164	349	644	677	5
(Colored.....)	1,004	1	1	---	---	---	2	4	9	20	29	27	113	249	228	174	144	4
91a	Aneurysm.....(White.....)	16	1	---	---	---	---	---	---	---	---	---	---	4	6	3	1	1	---
(Colored.....)	13	---	---	---	---	---	---	---	---	---	---	---	3	4	3	2	---	---
91b,c	Other diseases of the arteries.....(White.....)	158	---	---	---	---	---	---	---	---	---	---	---	2	9	15	49	82	1
(Colored.....)	46	---	---	---	---	---	---	---	---	---	---	---	2	4	7	11	19	---
92	Embolism and thrombosis (not cerebral).....(White.....)	29	---	---	---	---	---	---	---	---	1	1	3	3	4	5	7	1	---
(Colored.....)	9	---	---	---	---	---	---	---	---	---	---	---	1	3	3	1	1	---
93	Diseases of the veins.....(White.....)	4	---	---	---	---	---	1	---	---	---	---	---	---	1	1	1	1	---
(Colored.....)	4	---	---	---	---	---	---	---	---	---	---	---	---	1	1	1	1	---
94	Diseases of the lymphatic system.....(White.....)	6	1	---	---	---	---	---	1	---	---	---	---	---	2	1	1	1	---
(Colored.....)	2	1	---	---	---	---	---	---	---	---	---	---	---	---	---	---	---	---
95	Hemorrhage without specified cause.....(White.....)	2	---	---	---	---	---	---	---	---	---	1	---	---	---	1	---	---	---
(Colored.....)	5	---	---	---	---	---	---	---	---	2	1	---	---	1	---	1	---	---
96	Other diseases of the circulatory system.....(White.....)	11	---	---	---	---	---	---	---	---	---	---	2	1	---	4	5	2	---
(Colored.....)	6	---	---	---	---	---	---	---	---	---	---	---	---	1	1	1	1	---
V.—Diseases of the respiratory system.....(White.....)		2,010	338	107	52	26	23	51	32	56	56	46	47	135	148	172	309	407	5
.....(Colored.....)		888	170	56	18	10	8	21	15	40	66	38	40	103	98	86	64	52	3
97a	Diseases of the nasal fossae.....(White.....)	9	8	---	---	---	---	---	1	---	---	---	---	---	---	---	---	---	---
(Colored.....)	3	2	---	1	---	---	---	---	---	---	---	---	---	---	---	---	---	---
97b	Diseases of the nasal fossae and annexa.....(White.....)	5	---	---	---	---	---	---	---	2	1	---	---	1	1	---	---	---	---
(Colored.....)	1	---	---	---	---	---	---	---	---	---	---	---	---	---	1	---	---	---
98	Diseases of the larynx.....(White.....)	11	3	3	3	---	---	1	1	---	---	---	---	---	---	---	---	---	---
(Colored.....)	4	1	---	1	---	---	---	---	2	---	---	---	---	---	---	---	---	---
99a	Acute bronchitis.....(White.....)	13	8	1	---	---	---	---	---	3	1	1	---	---	---	2	2	2	---
(Colored.....)	16	3	1	---	---	---	---	---	---	---	---	---	---	---	4	6	7	1
99b	Chronic bronchitis.....(White.....)	23	3	1	---	---	---	---	---	1	1	1	---	2	---	3	1	2	---
(Colored.....)	6	---	---	---	---	---	---	---	---	---	---	---	---	---	---	---	---	---
99c,d	Bronchitis (unspecified).....(White.....)	19	2	2	---	---	---	---	---	---	---	---	---	1	1	3	3	10	---
(Colored.....)	18	4	1	---	---	---	---	1	1	3	---	---	3	---	2	1	2	---
100a	Broncho-pneumonia.....(White.....)	745	219	54	23	14	13	19	9	3	6	7	7	6	23	48	96	173	4
(Colored.....)	248	93	27	8	3	6	8	2	6	7	8	4	15	20	17	13	10	1
100b	Capillary bronchitis.....(White.....)	8	3	1	---	---	---	---	---	---	---	---	---	---	---	2	1	1	---
(Colored.....)	1	---	---	---	---	---	---	---	---	---	---	---	---	---	---	---	---	---
101a	Lobar pneumonia.....(White.....)	901	67	28	21	11	9	23	16	44	33	33	30	96	89	88	159	154	---
(Colored.....)	466	43	17	7	3	2	10	7	26	45	26	31	73	60	50	35	30	1
101b	Pneumonia (unspecified).....(White.....)	158	23	12	3	1	1	6	4	6	9	3	5	7	18	14	18	27	1
(Colored.....)	76	23	9	1	4	---	3	4	---	4	2	---	6	3	4	8	5	---
102	Pleurisy.....(White.....)	28	2	1	2	---	---	1	---	1	2	---	3	1	5	4	3	3	---
(Colored.....)	14	1	---	---	---	---	---	2	3	---	---	---	1	2	3	5	13	---
103	Congestion and hemorrhagic infarct of the lung.....(White.....)	26	2	1	---	---	---	---	---	---	---	---	---	---	1	1	---	---	---
(Colored.....)	2	---	---	---	---	---	---	---	---	---	---	---	---	---	---	---	---	---
104	Gangrene of the lung.....(White.....)	1	---	---	---	---	---	---	---	---	1	---	---	---	---	---	---	---	---
(Colored.....)	1	---	---	---	---	---	---	---	---	---	---	---	---	---	---	---	---	---
105	Asthma.....(White.....)	41	---	1	---	---	---	1	---	1	---	---	2	2	3	8	11	12	---
(Colored.....)	18	---	---	---	---	---	---	---	1	---	---	3	2	6	2	2	1	---
106	Pulmonary emphysema.....(White.....)	1	1	---	---	---	---	---	---	---	---	---	---	1	2	---	---	---	---
(Colored.....)	4	---	---	---	---	---	---	1	---	---	---	---	---	---	---	---	---	---
107	Other diseases of the respiratory system (tuberculosis excepted).....(White.....)	21	---	2	---	---	---	---	1	---	1	1	---	2	2	3	5	5	---
(Colored.....)	10	---	---	---	---	---	---	---	1	---	---	2	1	1	3	2	---	---
VI.—Diseases of the digestive system.....(White.....)		2,079	473	356	93	31	24	58	35	67	50	47	59	142	145	165	173	158	3
.....(Colored.....)		623	102	47	13	6	4	11	17	18	36	53	28	81	74	65	38	26	4
108	Diseases of the mouth and annexa.....(White.....)	26	2	---	1	---	---	---	---	3	---	2	2	6	2	2	5	2	---
(Colored.....)	7	---	---	---	---	---	---	---	---	---	---	1	---	---	---	---	---	---
109b	Other diseases of the pharynx, tonsils.....(White.....)	55	2	1	2	3	1	10	5	6	3	2	---	6	6	3	3	2	---
(Colored.....)	14	---	2	---	---	---	---	3	---	---	2	---	1	2	1	---	---	---
110	Diseases of the esophagus.....(White.....)	1	---	---	---	---	---	---	---	---	---	---	---	---	---	---	---	---	---
(Colored.....)	2	---	1	---	---	---	---	---	---	---	---	---	---	---	---	---	---	---
111a	Ulcer of the stomach.....(White.....)	61	---	---	---	---	---	---	---	---	2	7	5	15	4	14	6	1	---
(Colored.....)	22	---	---	---	---	---	---	1	---	4	3	---	8	6	2	1	4	---
111b	Ulcer of the duodenum.....(White.....)	38	---	---	---	---	---	---	---	---	2	1	3	10	9	8	3	2	---
(Colored.....)	5	---	---	---	---	---	---	---	---	---	---	---	2	1	2	2	---	---
112	Other diseases of the stomach (cancer excepted).....(White.....)	109	26	4	3	2	2	---	2	1	---	---	---	7	3	20	21	16	---
(Colored.....)	101	4	3	---	---	---	---	2	---	5	---	---	19	19	7	8	8	3
113	Diarrhea and enteritis (under 2 years).....(White.....)	751	412	339	---	---	---	---	---	---	---	---	---	---	---	---	---	---	---
(Colored.....)	127	88	39	---	---	---	---	---	---	---	---	---	---	---	---	---	---	---
114	Diarrhea and enteritis (2 years and over).....(White.....)	290	---	---	80	21	15	18	4	4	5	1	2	3	13	18	39	66	1
(Colored.....)	71	---	---	11	3	---	---	---	2	5	---	---	14	9	9	2	8	1
116	Diseases due to other intestinal parasites.....(White.....)	13	1	4	3	2	---	1	---	---	---	---	---	---	1	---	1	---	---
(Colored.....)	1	---	---	---	---	---	---	---	---	---	---	---	---	---	---	---	---	---
117	Appendicitis and typhlitis.....(White.....)	283	---	1	2	2	---	22	44	27	20	27	40	27	22	13	8	8	---
(Colored.....)	88	---	---	---	1	---	4	7	9	14	13	7	11	12	6	3	1	---
118a	Hernia.....(White.....)	29	3	---	---	---	---	---	---	---	---	---	---	---	---	---	---	---	---
(Colored.....)	33	4	---	---	---	---	---	---	---	---	---	---	---	---	---	---	---	---
118b	Intestinal obstruction.....(White.....)	121	18	6	1	1	1	4	1	5	4	3	7	13	14	16	13	2	---

List No.	CAUSE OF DEATH	All deaths	Under 1 year	1 year	2 years	3 years	4 years	5 to 9 years	10 to 14 years	15 to 19 years	20 to 24 years	25 to 29 years	30 to 34 years	35 to 39 years	40 to 44 years	45 to 49 years	50 to 54 years	55 to 59 years	60 to 64 years	65 to 69 years	70 years and over	Age unknown	
TENNESSEE—Continued																							
VI.—Diseases of the digestive system—Continued.																							
119	Other diseases of the intestines.....	W..... 21 C..... 10	2 1							1	2		2	3	3	2		3	4	3			
120	Acute yellow atrophy of the liver.....	W..... 8 C..... 7									1	1	1	2	2	1		2	2	1			
122	Cirrhosis of the liver.....	W..... 32 C..... 63	1					1		1		4	5	5	2	9	10	13	13	6	1		
123	Biliary calculi.....	W..... 8 C..... 100		1	1			1	1	1	1	1	1	1	1	1	1	1	1	1	1		
124	Other diseases of the liver.....	W..... 7 C..... 26	3	1				1	1	1	3	6	3	3	3	3	3	3	3	3	3		
125	Diseases of the pancreas.....	W..... 1 C..... 26			1			1	3	3	2	3	2	4	4	4	4	4	4	4	4		
126	Peritonitis without specified cause.....	W..... 19 C..... 1	3		1			1	3	1		4	1	4	4	4	4	4	4	4	4		
VII.—Nonvenereal diseases of the genito-urinary system and annexa.....		White..... 1,696 Colored..... 782	15 4	6 3	3 1	4 1	1 1	10 3	8 2	12 12	25 17	28 28	37 37	107 115	143 157	272 135	478 137	542 126	5 5				
128	Acute nephritis (including unspecified under 10 years).....	W..... 103 C..... 81	8 3	4 3	2 1	4 1		3 2	3 2	3 4	4 4	2 4	3 7	10 9	9 12	10 14	12 6	26 9					
129	Chronic nephritis (including unspecified 10 years and over).....	W..... 1,317 C..... 531					1	4	5	4	13	18	20	70	110	216	412	441	3	1			
131	Other diseases of the kidneys and annexa.....	W..... 71 C..... 17	6 1	2	1			2		3	5	11	8	64	117	104	109	98	4	1			
132	Calculi of the urinary passages.....	W..... 14 C..... 3								1	1	3	1	2	2	2	2	2	2	2	2		
133	Diseases of the bladder.....	W..... 15 C..... 7						1		1			1	1	1	1	1	1	1	1	1		
134	Diseases of the urethra, etc.....	W..... 5 C..... 10										1	1	2	2	2	2	2	2	2	2		
135	Diseases of the prostate.....	W..... 107 C..... 50										1	1	2	4	4	4	4	4	4	4		
136	Nonvenereal diseases of the male genital organs.....	W..... 1 C..... 13	1										1	2	5	1	2	1	1	1	1		
137	Cysts, other benign tumors of the ovary.....	W..... 9 C..... 18								1	1	4	2	5	2	1	1	1	1	1	1		
138	Salpingitis and pelvic abscess (female).....	W..... 23 C..... 23								1	3	2	9	6	1	1	1	1	1	1	1		
139	Benign tumors of the uterus.....	W..... 23 C..... 45										3	8	24	8	2	2	2	2	2	2		
140	Nonpuerperal uterine hemorrhage.....	W..... 1 C..... 9								1		2	2	1	1	1	1	1	1	1	1		
141	Other diseases of the female genital organs.....	W..... 4 C..... 324							3	51 18	85 25	68 27	55 21	63 26	1 1	2 1	2 1	2 1	2 1	2 1	2 1	2 1	
VIII.—The puerperal state.....		White..... 122 Colored..... 324																					
143	Accidents of pregnancy.....	W..... 32 C..... 12								3	9	6	9	5	2	2	2	2	2	2	2		
144	Puerperal hemorrhage.....	W..... 25 C..... 7								1	5	4	4	10	12	12	12	12	12				

287

List No.	CAUSE OF DEATH	All deaths	Under 1 year	1 year	2 years	3 years	4 years	5 to 9 years	10 to 14 years	15 to 19 years	20 to 24 years	25 to 29 years	30 to 34 years	35 to 44 years	45 to 54 years	55 to 64 years	65 to 74 years	75 years and over	Age unknown
TENNESSEE—Continued																			
	XII.—Early infancy.....	{ White..... Colored.....	1,091 231	1,091 231															
160	Congenital debility, icterus, sclerema	{ W..... C.....	144 41	144 41															
161a	Premature birth.....	{ W..... C.....	746 151	746 151															
161b	Injury at birth.....	{ W..... C.....	152 19	152 19															
162	Other diseases peculiar to early infancy.....	{ W..... C.....	49 20	49 20															
164	XIII.—Old age (senility).....	{ White..... Colored.....	337 120													3 6	40 24	294 90	
	XIV.—External causes.....	{ White..... Colored.....	1,688 691	39 18	39 15	17 8	24 12	21 6	64 11	54 22	135 64	173 117	127 84	129 76	213 113	171 66	138 28	145 24	192 23
	Suicide.....	{ W..... C.....	200 14								9 1	14 1	17 3	16 1	45 2	48 2	28 3	18 1	5
165	By poisons (gas or corrosives excepted).....	{ W..... C.....	8 1								1 2	1 2	1 1	1 3	1 3	1 1	1 1		
166	By corrosive substances.....	{ W..... C.....	41 2								1 5	5 6	7 7	9 1	7 1	5 1	1 1		
167	By poisonous gas.....	{ W..... C.....	7 1									1 1	1 1	1 2	3 4	6 6	1 1	2 2	
168	By hanging or strangulation.....	{ W..... C.....	22 11								1 1	1 1	2 1	4 2	6 3	6 2	1 1	2 1	
169	By drowning.....	{ W..... C.....	11 97								6 5	5 9	5 5	24 24	12 12	11 11	1 1	2 2	
170	By firearms.....	{ W..... C.....	8 12								1 1	1 1	1 1	1 2	4 4	2 2	1 1	1 1	
171	By cutting or piercing instruments.....	{ W..... C.....	1 1												1 1	1 1	1 1	2 2	
172	By jumping from high places.....	{ W..... C.....	1 1												1 1	1 1	1 1	1 1	
173	By crushing.....	{ W..... C.....	1 1												1 1	1 1	1 1	1 1	
174	By other means.....	{ W..... C.....	1 1													1 1	1 1	1 1	
	Homicide.....	{ W..... C.....	190 274	1				1	1		14 26	32 69	23 49	31 48	46 54	23 17	11 6	3 2	3 2
197	By firearms.....	{ W..... C.....	143 189					1	1		10 17	22 46	17 32	26 35	38 40	18 11	6 5	2 1	2 1
198	By cutting or piercing instruments.....	{ W..... C.....	20 62								1 8	5 18	4 12	3 10	2 13	2 1	2 1	1 1	1 1
199	By other means.....	{ W..... C.....	27 23	1							3 5	5 5	2 2	2 2	6 3	3 5	3 1	2 1	2 1
	Accidental, other, or undefined.....	{ W..... C.....	1,298 403	38 18	39 15	17 8	24 12	20 6	63 11	54 22	112 37	127 47	87 32	82 27	122 57	100 47	99 19	124 21	184 21
175	Poisoning by food.....	{ W..... C.....	22 4	5 1	1 1		1		2		1 1	1 1	1 1	3 3	1 2	1 1	1 1	4 4	
176	Poisoning by venomous animals.....	{ W..... C.....	23 12	2 1	2 1	2 1	2 1	1 2	1 2		3 1	1 1	1 1	2 2	3 3	3 3	1 1	1 1	
177	Other acute poisonings (gas excepted).....	{ W..... C.....	13 16	1 2	1 2														

TENNESSEE—Continued

MORTALITY STATISTICS

TABLE 8.—DEATHS (EXCLUSIVE OF STILLBIRTHS) FROM EACH CAUSE, BY AGE, IN THE REGISTRATION AREA AND EACH REGISTRATION STATE: 1928—Continued

List No.	CAUSE OF DEATH	All deaths	Under 1 year	1 year	2 years	3 years	4 years	5 to 9 years	10 to 14 years	15 to 19 years	20 to 24 years	25 to 29 years	30 to 34 years	35 to 44 years	45 to 54 years	55 to 64 years	65 to 74 years	75 years and over	Age unknown
TENNESSEE—Continued																			
	XIV.—External causes—Continued.																		
	Accidental, other, or undefined—Con.																		
194	Excessive heat.....	W..... 7 C..... 4									1	1			1	2	2	1	
195	Lightning.....	W..... 15 C..... 3							2	3	2	2	1	3		1	1		
196	Other accidental electric shocks.....	W..... 15 C..... 3							1	4	2	1	1	5	2				
201	Fracture (cause not specified)	W..... 49 C..... 9								2		3			3	4	7	29	1
202	Other external violence.....	W..... 89 C..... 31	1 8	7 2	2		1	8 1	5 3	6 1	5 1	2 1	1 4	1 3	1 4	7 3	8 1	3	
	XV.—Ill-defined diseases.—{White..... 1,428 Colored..... 727	524 226	54 23	15 13	4 4	4 6	14 11	9 5	9 13	18 21	15 20	27 35	63 61	89 59	132 59	198 60	248 93	5 9	
204	Sudden death.....	W..... 186 C..... 77	17 9	1	1		1	1	3	4	1	2	3	12	17	32	43	48	1
205a	Ill-defined.....	W..... 196 C..... 82	47 10	11 3	2 4	1	1	1 2	2 1	1 1	3 1	1 4	7 7	10 8	20 16	23 7	40 8	23 9	3
205b	Not specified or unknown.....	W..... 1,046 C..... 568	460 207	42 20	12 9	3 4	3 4	12 9	4 4	4 12	14 19	12 25	17 21	41 41	52 34	77 38	115 42	177 71	1 8

UTAH

All causes.....		5,109	764	131	52	46	36	154	155	181	185	150	166	407	485	598	769	821	9
I.—Epidemic, endemic, and infectious diseases.....		775	97	49	22	17	13	42	35	52	39	41	32	72	87	54	43	79	1
1	Typhoid and paratyphoid fever.....	21				1			1	6	2	4	1	3	2			1	
5	Malaria.....	1																	
6	Smallpox.....	2	1																
7	Measles.....	13	1	3		2	1	2	1		2								
8	Scarlet fever.....	13	1	3		2	1	2	1		2								
9	Whooping cough.....	36	23	8	1	1	1	1						1					
10	Diphtheria.....	17	1	1	1	2	2	6	2						1				
11a	Influenza (with pulmonary complications).....	271	34	21	11	3	4	14	6	12	11	15	11	19	26	22	20	42	
11b	Influenza (other and unspecified).....	119	25	3	2	4	1	5	5	6	8	4	1	5	5	4	11	29	1
16	Dysentery.....	2	1															1	
21	Erysipelas.....	10	3									1		1	2	1		2	
22	Acute anterior poliomyelitis.....	8		1	2				1	3			1						
23	Lethargic encephalitis.....	5								1				1	2		1		
24	Meningococcus meningitis.....	83	5	9	4	4	2	11	13	17	6	1	1	8	1	1			
25	Other epidemic and endemic diseases.....	4								1				2					
28	Rabies.....	1							1										
29	Tetanus.....	2							1										
30	Mycoses.....	2													1				
31	Tuberculosis (all forms).....	148	3	2	1		2	1	3	4	11	11	16	27	42	16	7	2	
32	Of the respiratory system.....	125	1				1	1	1	3	9	10	14	24	37	15	7	2	
	Of the meninges, central nervous system.....	6	1	2	1						1	1							
33	Of the intestines, peritoneum.....	3								1			1		1				
34	Of the vertebral column.....	3												1	1				
36	Of other organs.....	3												1	2				
37a	Disseminated (acute).....	7	1				1		1		1		1	2					
37b	Disseminated (chronic or unspecified).....	1													1				
38	Syphilis.....	22						1	1		1	2		5	4	5	1	2	
40	Gonococcus infection.....	1										1							
41	Purulent infection, septicemia.....	5		1				1								2	1		
42	Other infectious diseases.....	1															1		
II.—General diseases not included in Class I.....		578	19	1	3	2		9	13	12	12	7	18	52	89	122	136	82	1
43	Cancer and other malignant tumors.....	376	1		1			3	1	4	2	4	7	34	62	91	99	67	
44	Of the buccal cavity.....	8													2	2	2	2	
44a	Of the stomach, liver.....	143										1	1	7	17	37	47	33	
45	Of the peritoneum, intestines, rectum.....	56						1				1		6	8	12	15	13	
46	Of the female genital organs.....	39							1		1		2	9	12	7	6	1	
47	Of the breast.....	21												7	5	5	1	3	
48	Of the skin.....	6												2	2	1		3	
49	Of other or unspecified organs.....	103	1		1			2		4	1	2	4	5	16	27	28	12	
50	Tumors, benign and unqualified (tumors of the female genital organs excepted).....	3											1		1				
51	Acute rheumatic fever.....	25				1		4	9		4	1	2			1	1	2	
52	Chronic rheumatism, osteoarthritis, gout.....	5														2	1	2	
53	Scurvy.....	1																1	
54	Pellagra.....	1																	1
56	Rickets.....	1	1																
57	Diabetes mellitus.....	76			1					5	3	1	2	8	9	14	23	10	
58a	Pernicious anemia.....	8							1			1		1	1	2	2	1	
58b	Other anemias and chlorosis.....	2	1														1		
60a	Exophthalmic goiter.....	23								1	2		2	2	8	5	3		
60b	Other diseases of the thyroid gland.....	6		1										1	2		2		
61	Diseases of the parathyroid glands.....	1	1																
62	Diseases of the thymus gland.....	7																	
63	Diseases of the adrenals (Addison's disease).....	1											1						
65a	Leukemia.....	14			1				1	1	1		2	1		4	3		
65b	Hodgkin's disease.....	4							1					1	1	1			

289

List No.	CAUSE OF DEATH	All deaths	Under 1 year	1 year	2 years	3 years	4 years	5 to 9 years	10 to 14 years	15 to 19 years	20 to 24 years	25 to 29 years	30 to 34 years	35 to 44 years	45 to 54 years	55 to 64 years	65 to 74 years	75 years and over	Age unknown
UTAH—Continued																			
	II.—General diseases not included in Class I—Continued.																		
66	Alcoholism (acute or chronic)	4											1	1	1	1			
67a	Chronic lead poisoning	4											1	1	2	1			
67b	Other chronic mineral poisoning	1												1	1				
69	Other general diseases	15	8		1			2		1				1	1		1		
	III.—Diseases of the nervous system and of the organs of special sense	395	12	5	3		2	6	7	10	4	8	4	19	32	80	105	96	2
70	Encephalitis	7						1	1	1	1	1	1	1	1		1		
71a	Simple meningitis	14	2	2				2	2	1		1	1	1	2	1			
71b	Nonepidemic cerebrospinal meningitis	3		1	1			1											
72	Tabes dorsalis (locomotor ataxia)	3														3			
73	Other diseases of the spinal cord	3			1						1					1			
74a	Cerebral hemorrhage	265	1								1	2		11	23	60	86	80	1
74b	Cerebral embolism and thrombosis	12									1		1	2	1	1	1	5	
75	Paralysis without specified cause	14													2	1	7	6	
76	General paralysis of the insane	5										1			2	2	1	2	
77	Other forms of mental alienation	7														1	3	2	1
78	Epilepsy	7							1	1	1			1	1	1		1	
80	Infantile convulsions (under 5 years)	5	5																
81	Chorea	1						1											
84	Other diseases of the nervous system	28	1	1	1		2		1	5		3	1	1	1	5		1	
85	Diseases of the eye and annexa	1																1	
86a	Diseases of the ear	15	3	1				1	2	1			1	2	1	1	2		
86b	Diseases of the mastoid process	5								2				1	1	2			
	IV.—Diseases of the circulatory system	767	4			2	2	17	18	19	14	15	18	52	70	135	189	211	1
87	Pericarditis	5						2					1	1	1		1		
88	Endocarditis and myocarditis (acute)	41	1			1		3	5	3	3		1	7	5	4	6	2	
89	Angina pectoris	42												3	7	14	9		
90	Other diseases of the heart	627	1			1	2	12	13	16	11	15	16	42	55	105	156	181	1
91a	Aneurysm	4													1	2	1		
91b,c	Other diseases of the arteries	27													1	5	6	15	
92	Embolism and thrombosis (not cerebral)	17	2													4	8	3	
94	Diseases of the lymphatic system	1																1	
96	Other diseases of the circulatory system	3														1	2		
	V.—Diseases of the respiratory system	537	127	35	7	8	7	11	17	11	14	8	15	35	42	50	58	92	
97a	Diseases of the nasal fossae																		

UTAH—Continued

MORTALITY STATISTICS

TABLE 8.—DEATHS (EXCLUSIVE OF STILLBIRTHS) FROM EACH CAUSE, BY AGE, IN THE REGISTRATION AREA AND EACH REGISTRATION STATE: 1928—Continued

List No.	CAUSE OF DEATH	All deaths	Under 1 year	1 year	2 years	3 years	4 years	5 to 9 years	10 to 14 years	15 to 19 years	20 to 24 years	25 to 29 years	30 to 34 years	35 to 44 years	45 to 54 years	55 to 64 years	65 to 74 years	75 years and over	Age unknown
UTAH—Continued																			
	VII.—Nonvenereal diseases of the genito-urinary system and annexa—Continued.																		
134	Diseases of the urethra, etc.	1																1	
135	Diseases of the prostate.	24													2	6	9	7	
137	Cysts, other benign tumors of the ovary.	6												1		1	1		
138	Salpingitis and pelvic abscess (female).	8								1	1		1	2	1			1	
139	Benign tumors of the uterus.	4												2	2				
141	Other diseases of the female genital organs.	6												3	3				
	VIII.—The puerperal state.	63								4	20	7	12	19	1				
148	Accidents of pregnancy.	7								1	2	1	1	2					
144	Puerperal hemorrhage.	4									1			3					
145	Other accidents of labor.	8									1	1	3	3					
146	Puerperal septicemia.	21									6	3	6	5	1				
147	Puerperal phlegmasia alba dolens, embolus, etc.	2												1	1				
148	Puerperal albuminuria and convulsions.	20								3	10	2	1	4					
149	Following childbirth (undefined).	1												1					
	IX.—Diseases of the skin and of the cellular tissue.	12	3						2	1			1	2			2	1	
151	Gangrene.	2															1	1	
152	Furuncle.	2							1				1						
153	Acute abscess.	3							1	1				1					
154	Other diseases of the skin and annexa.	5	3						1					1			1		
	X.—Diseases of the bones and of the organs of locomotion.	4	1								1					1	1		
155	Diseases of the bones (tuberculosis excepted).	2									1						1		
156	Diseases of the joints (tuberculosis and rheumatism excepted).	1	1																
158	Other diseases of the organs of locomotion.	1														1			
	XI.—Malformations.	70	66	2	1			1											
159a	Congenital hydrocephalus.	11	8	1	1			1											
159b	Congenital malformations of the heart.	38	37	1															
159c	Other congenital malformations.	21	21																
	XII.—Early infancy.	365	365																
160	Congenital debility, icterus, sclerema.	23	23																
161a	Premature birth.	252	252																
161b	Injury at birth.	58	58																
162	Other diseases peculiar to early infancy.	31	31																
163	Lack of care.	1	1																
164	XIII.—Old age (senility).	72														1	11	60	
	XIV.—External causes.	512	2	19	6	8	7	36	41	41	50	40	32	61	50	44	39	35	1
	Suicide.	51							1	5	4	5	6	5	10	5	7	2	1
165	By poisons (gas or corrosives excepted).	15							1	4		3	3		3	1			
166	By corrosive substances.	6									2	1	1		1		1		
167	By poisonous gas.	1													1				
168	By hanging or strangulation.	6													2	3	1		
169	By drowning.	2													1		1		
170	By firearms.	17								1	1	1	2	5	2		3	2	
171	By cutting or piercing instruments.	3									1						1		1
173	By crushing.	1														1			
	Homicide.	20								2	2	6	3	3	1		3		
197	By firearms.	13								1	2	3	3	1	1		2		
198	By cutting or piercing instruments.	1																	
199	By other means.	6										3		2			1		
	Accidental, other, or undefined.	441	2	19	6	8	7	36	40	34	44	29	23	53	39	39	29	33	
175	Poisoning by food.	4										1		1	1		1		
176	Poisoning by venomous animals.	1																	
177	Other acute poisonings (gas excepted).	9		2		1		1	2						3				
178	Conflagration.	4			1		1	1		1									
179	Burns (conflagration excepted).	13		1		3		3	2			1	1			1		1	
180	Mechanical suffocation.	2							1					1					
181	Absorption of irrespirable, irritating, or poisonous gas.	7										1							
182	Drowning.	36		10	3		1	9	2	3	3		1	1		1	2	1	
183	Traumatism by firearms (except in war).	17						3	3	3	4			2	1	1			
184	Traumatism by cutting or piercing instruments.	7						1		1				3	1	1			
185	Traumatism by fall.	52		1				1	3	3	3	2		6	2	5	5	21	
186a	Traumatism in mines.	47								1	9	8	7	10	5	7			
186b	Traumatism in quarries.	1												1	1				
187	Traumatism by machines.	6										1	1	1	1	1			
188a	Railroad accidents.	37						1	4	5	5	1	3	5	5	3	3		
	Collision with automobiles.	13		1				1	3	3	1	1	1	1	1		1		
	Other railroad accidents.	24		1				1	1	2	4	1	2	4	4	3	2		
188b	Street-car accidents.	2														1			
	Collision with automobiles.	1											1						
	Other street-car accidents.	1														1			

291

List No.	CAUSE OF DEATH	All deaths	Under 1 year	1 year	2 years	3 years	4 years	5 to 9 years	10 to 14 years	15 to 19 years	20 to 24 years	25 to 29 years	30 to 34 years	35 to 44 years	45 to 54 years	55 to 64 years	65 to 74 years	75 years and over	Age unknown
UTAH—Continued																			
	XIV.—External causes—Contd.																		
188c	Accidental, other, or undefined—Con.																		
	Automobile accidents (excluding collision with railroad trains and street cars)	123		2	1	4	4	11	11	8	12	10	4	11	16	12	10	7	
188d	Airplane and balloon accidents	2																	
188e,f	Injuries by other vehicles	11			1			1	5	1				2		1			
188g	Landslide, other crushing	5							1	1		1		1				1	
189	Injuries by animals (not poisoning)	1																	
193	Excessive cold	2											1				1		
195	Lightning	2							1				1						
196	Other accidental electric shocks	3								1			1						
201	Fracture (cause not specified)	10						2	1					3	1	1		2	
202	Other external violence	37	2	1			1	3	5	2	3	1	3	6	2	2	5	1	
	XV.—Ill-defined diseases	132	20	5	2	1		6	1	2		1	3	6	23	10	28	24	
204	Sudden death	11							1						2	3	4	1	
205a	Ill-defined	87	7	2	2			2		1		1	2	6	18	6	22	18	
205b	Not specified or unknown	34	13	3		1		4		1			1		3	1	2	5	

VERMONT

All causes.....		4,888	459	55	33	18	20	48	51	75	95	96	102	265	395	731	1,062	1,882	
I.—Epidemic, endemic, and infectious diseases.....		494	37	11	6	8	5	12	14	23	32	34	28	53	52	67	50	62	
1	Typhoid and paratyphoid fever.....	8							1	1	1	2		1	1	1			
8	Scarlet fever.....	6			1	1	1	1		1				1					
9	Whooping cough.....	12	10				1											1	
10	Diphtheria.....	10	1	2		2		3	2										
11a	Influenza (with pulmonary complications).....	84	10	3		2		1	1		3	2	3	3	5	17	10	24	
11b	Influenza (other and unspecified).....	61	8	2	2							1	1	2	3	7	8	27	
13	Mumps.....	1															1		
19	Spirochetal hemorrhagic jaundice.....	1																1	
21	Erysipelas.....	12						1					1	1	1	1	4	3	
22	Acute anterior poliomyelitis.....	9						3	2	2	1	1							
23	Lethargic encephalitis.....	5								1						1	1	1	
24	Meningococcus meningitis.....	5	1	1		1									1	1	1		
29	Tetanus.....	4						1											
	Tuberculosis (all forms).....	264	6	3	3	2	1	2	7	18	27	28	22	43	37	38	23	4	
31	Of the respiratory system.....	225							3	16	27	25	20	37	37	35	21	4	
32	Of the meninges, central nervous system.....	22	5	3	2	2		1	2	1		2	2	1			1		
33	Of the intestines, peritoneum.....	6	1		1				1	1							1		
34	Of the vertebral column.....	3							1	1				1			1		
36	Of other organs.....	3										1							
37a	Disseminated (acute).....	2												2					
37b	Disseminated (chronic or unspecified).....	3						1								1			
38	Syphilis.....	4												2		1			
40	Gonococcus infection.....	1											1		2	1			
41	Purulent infection, septicemia.....	7	1				1							1	1	1	2	1	
II.—General diseases not included in Class I.....		685	14	2		1	1	3		5	3	5	11	38	81	163	206	152	
	Cancer and other malignant tumors.....	492						1		2	1	2	8	25	64	116	153	120	
43	Of the buccal cavity.....	15													3	2	4	6	
44	Of the stomach, liver.....	189								1			1	6	20	43	63	55	
45	Of the peritoneum, intestines, rectum.....	81										1	4	4	11	20	22	19	
46	Of the female genital organs.....	73									1	1		6	14	24	19	8	
47	Of the breast.....	40											1	5	9	8	8	9	
48	Of the skin.....	17												2	2	4	3	8	
49	Of other or unspecified organs.....	77						1		1			2	2	7	15	34	15	
50	Tumors, benign and unqualified (tumors of the female genital organs excepted).....	2																	
51	Acute rheumatic fever.....	6						1			1					1	1	2	
52	Chronic rheumatism, osteoarthritis, gout.....	10														6	2	2	
54	Pellagra.....	2														1		1	
57	Diabetes mellitus.....	95						1		3			2	6	6	21	36	20	
58a	Perniciou anemia.....	23												2	1	9	7	4	
58b	Other anemias and chlorosis.....	5	1	2													2		
60a	Exophthalmic goiter.....	11										1		1	3	3	2	1	
60b	Other diseases of the thyroid gland.....	2													1		1		
61	Diseases of the parathyroid glands.....	1	1																
62	Diseases of the thymus gland.....	6	5				1												
63	Diseases of the adrenals (Addison's disease).....	1														1			
65a	Leukemia.....	4	1									1					1		
65b	Hodgkin's disease.....	3										1		1		1			
66	Alcoholism (acute or chronic).....	13										1	1	3	4	3	1	1	
69	Other general diseases.....	9	6			1					1				1				
III.—Diseases of the nervous system and of the organs of special sense.....		645	11	1	1	2		1	3	7	5	1	4	29	44	116	208	212	
70	Encephalitis.....	2									1				1				
71a	Simple meningitis.....	9	2	1		1			1	1			1			1		1	
71b	Nonepidemic cerebrospinal meningitis.....	2	1							1									

List No.	CAUSE OF DEATH	All deaths	Under 1 year	1 year	2 years	3 years	4 years	5 to 9 years	10 to 14 years	15 to 19 years	20 to 24 years	25 to 29 years	30 to 34 years	35 to 44 years	45 to 54 years	55 to 64 years	65 to 74 years	75 years and over	Age unknown
VERMONT—Continued																			
	III.—Diseases of the nervous system and of the organs of special sense—Continued.																		
72	Tabes dorsalis (locomotor ataxia).....	2													1	1			
73	Other diseases of the spinal cord.....	19							2					1	3	4	6	3	
74a	Cerebral hemorrhage.....	507							1				1	12	25	96	182	190	
74b	Cerebral embolism and thrombosis.....	27									2			1	2	5	8	9	
75	Paralysis without specified cause.....	7										1		4	3	2	2	3	
76	General paralysis of the insane.....	10												3	3	1	1	1	
77	Other forms of mental alienation.....	5												4	3	1	1	1	
78	Epilepsy.....	14			1			1		1	2			4	2	1	1	1	
79	Convulsions (nonpuerperal; 5 years and over).....	2																	
80	Infantile convulsions (under 5 years).....	9	8			1				1					1				
81	Chorea.....	1											1						
83	Softening of the brain.....	2											1						
84	Other diseases of the nervous system.....	24								1				3	5	5	2	4	
86a	Diseases of the ear.....	1											1		1				
86b	Diseases of the mastoid process.....	2							1					1					
	IV.—Diseases of the circulatory system.....	1,170	1	2	1			5	7	1	4	6	12	31	70	183	336	511	
87	Pericarditis.....	3											1		1		1		
88	Endocarditis and myocarditis (acute).....	21	1		1			1	2	1			1	5	14	4	2	3	
89	Angina pectoris.....	112											1	3	29	39	26	28	
90	Other diseases of the heart.....	840		2				3	5		4	6	9	20	50	132	253	356	
91a	Aneurysm.....	3												1	1	1			
91b,c	Other diseases of the arteries.....	170												1	14	35	120		
92	Embolism and thrombosis (not cerebral).....	18						1						1	3	3	6	4	
93	Diseases of the veins.....	1												1				1	
94	Diseases of the lymphatic system.....	1																1	
96	Other diseases of the circulatory system.....	1																1	
	V.—Diseases of the respiratory system.....	394	54	15	8	3	2	4	1	5	6	6	7	20	30	39	61	133	
97b	Diseases of the nasal fossae annexa.....	1												1					
98	Diseases of the larynx.....	2			1	1													
99a	Acute bronchitis.....	12	2	1													1	7	
99b	Chronic bronchitis.....	11															1	10	
99c,d	Bronchitis (unspecified).....	5	2					1				1					1		
100a	Broncho-pneumonia.....	1																	

CAUSES OF DEATH, BY AGE

293

TABLE 8.—DEATHS (EXCLUSIVE OF STILLBIRTHS) FROM EACH CAUSE, BY AGE, IN THE REGISTRATION AREA AND EACH REGISTRATION STATE: 1928—Continued

List No.	CAUSE OF DEATH	All deaths	Under 1 year	1 year	2 years	3 years	4 years	5 to 9 years	10 to 14 years	15 to 19 years	20 to 24 years	25 to 29 years	30 to 34 years	35 to 44 years	45 to 54 years	55 to 64 years	65 to 74 years	75 years and over	Age unknown
VERMONT—Continued																			
	VIII.—The puerperal state.....	41								3	10	6	9	13					
143	Accidents of pregnancy.....	5									1		1	3					
144	Puerperal hemorrhage.....	4										1	2	1					
145	Other accidents of labor.....	5									1	3	5	4					
146	Puerperal septicemia.....	14																	
147	Puerperal phlegmasia alba dolens, embolus, etc.....	2								1			1						
148	Puerperal albuminuria and convulsions.....	11								1	5			5					
	IX.—Diseases of the skin and of the cellular tissue.....	14			1										1	1		11	
151	Gangrene.....	9																9	
152	Furuncle.....	3													1	1		1	
153	Acute abscess.....	1																1	
154	Other diseases of the skin and annexa.....	1			1													1	
	X.—Diseases of the bones and of the organs of locomotion.....	1																1	
155	Diseases of the bones (tuberculosis excepted).....	1																1	
	XI.—Malformations.....	72	63	3	5			1											
159a	Congenital hydrocephalus.....	10	8	1	1														
159b	Congenital malformations of the heart.....	42	37	1	3			1											
159c	Other congenital malformations.....	20	18	1	1														
	XII.—Early infancy.....	224	224																
160	Congenital debility, icterus, sclerema.....	38	38																
161a	Premature birth.....	129	129																
161b	Injury at birth.....	38	38																
162	Other diseases peculiar to early infancy.....	19	19																
164	XIII.—Old age (senility).....	61														2	4	55	
	XIV.—External causes.....	359	6	8	6	1	5	12	19	24	25	22	7	33	51	43	39	58	
	Suicide.....	42								3	2	2	2	4	7	11	9	2	
165	By poisons (gas or corrosives excepted).....	3													1	1	1		
166	By corrosive substances.....	1														1			
167	By poisonous gas.....	3										1		1	1				
168	By hanging or strangulation.....	10												1	2	2	4	1	
169	By drowning.....	4												1	2	2	1		
170	By firearms.....	18							3	2	1	2		2	4	3	1		
171	By cutting or piercing instruments.....	2												1	1				
174	By other means.....	1													1				
	Homicide.....	5												3	2	1			
197	By firearms.....	1													1				
198	By cutting or piercing instruments.....	2												2	1				
199	By other means.....	2												1	1				
175	Accidental, other, or undefined.....	312	6	8	6	1	5	12	19	21	23	20	5	26	42	32	30	56	
177	Poisoning by food.....	3													1	1			
	Other acute poisonings (gas excepted).....	8		3	1							1		1	2				
178	Conflagration.....	1																	
179	Burns (conflagration excepted).....	15		4	2	1	1	3	2	1				1					
180	Mechanical suffocation.....	5	3						1				1						
181	Absorption of irrespirable, irritating, or poisonous gas.....	4																	
182	Drowning.....	38	1		1			3	7	6	6	2	1	5	3	2	1		
183	Traumatism by firearms (except in war).....	3							2							1			
185	Traumatism by fall.....	74					1	1			2			4	4	5	11	46	
186b	Traumatism in quarries.....	9								2	2		1	4	1			1	
187	Traumatism by machines.....	11												4	4	2	1		
188a	Railroad accidents.....	13								2	2	1	1	2	4	2	1		
	Collision with automobiles.....	3									1	1		1	1				
188c	Other railroad accidents.....	10											1	1	4	2	1		
	Automobile accidents (excluding collision with railroad trains and street cars).....	69			1		1	4	5	8	7	4	2	4	13	10	5	5	
188d	Airplane and balloon accidents.....	1									1								
188e,f	Injuries by other vehicles.....	15					1	1	1			4			1	1	4	2	
188g	Landslide, other crushing.....	3													2				
189	Injuries by animals (not poisoning).....	4								1	1			1		1			
193	Excessive cold.....	1															1		
194	Excessive heat.....	1														1			
195	Lightning.....	1																	
196	Other accidental electric shocks.....	7								1				2	2	2	1		
201	Fracture (cause not specified).....	1								1									
202	Other external violence.....	25	2	1			1		1		1	5		2	5	2	3	2	
	XV.—Ill-defined diseases.....	15	5	2				1								3	1	2	1
204	Sudden death.....	2		1													1		
205a	Ill-defined.....	5	1	1				1								1		1	
205b	Not specified or unknown.....	8	4													2		1	1

295

TABLE 8.—DEATHS (EXCLUSIVE OF STILLBIRTHS) FROM EACH CAUSE, BY AGE, IN THE REGISTRATION AREA AND EACH REGISTRATION STATE: 1928—Continued

List No.	CAUSE OF DEATH	All deaths	Under 1 year	1 year	2 years	3 years	4 years	5 to 9 years	10 to 14 years	15 to 19 years	20 to 24 years	25 to 29 years	30 to 34 years	35 to 44 years	45 to 54 years	55 to 64 years	65 to 74 years	75 years and over	Age unknown
VIRGINIA—Continued																			
II.—General diseases not included in Class I—Continued.																			
53	Scurvy.....	C	2		1	1													
54	Pellagra.....	W	102				1	1		1	7	8	12	17	15	19	19	11	
		C	91															4	
56	Rickets.....	W	6	4	1	1													
		C	10	3	4	2													
57	Diabetes mellitus.....	W	206						6	4	5	3	6	6	25	62	58	27	
		C	89						4	4		1	4	15	21	20	12	7	1
58a	Pernicious anemia.....	W	40		1					1			1	1	4	9	18	5	
		C	11						2		1	1	1	2	1	2			1
58b	Other anemias and chlorosis.....	W	13			1		1	2					1		3	2	2	
		C	5	1		1		1							2				
59	Diseases of the pituitary gland.....	W	1											1					
60a	Exophthalmic goiter.....	W	49									5	2	10	13	12	7		
		C	11									2	3	3	3				
60b	Other diseases of the thyroid gland.....	W	11	1	1			1							3	2	3		
		C	5						1					1	1	1			
61	Diseases of the parathyroid glands.....	W	1	1															
62	Diseases of the thymus gland.....	W	7	7															
63	Diseases of the adrenals (Addison's disease).....	W	7																
		C	18	1	2	1	1			1	1		1	1	2	2	2	1	
65a	Leukemia.....	W	4					1						1	1	1			
		C	14	1					1	1	1	1	1	1	5	1	2		
65b	Hodgkin's disease.....	W	3																
		C	38																
66	Alcoholism (acute or chronic).....	W	29							2	4	4	5	10	14	6	2	1	
67b	Other chronic mineral poisoning.....	W	1																
68	Chronic poisoning by organic substances.....	W	3																
		C	34	17	1	1	1		1	3	1	1		2	2		3	1	
69	Other general diseases.....	W	15	8	3				1	1				1	1				
		C																	
III.—Diseases of the nervous system and of the organs of special sense.....		White	1,886	50	16	5	5	5	23	10	23	19	19	26	95	187	317	509	576
		Colored	1,376	59	11	4	2	1	8	6	20	13	27	41	155	345	329	189	157
70	Encephalitis.....	W	23	2			1	1	5		1	2	1		3	2	5		
		C	12	2	1					3				1	4	1			
71a	Simple meningitis.....	W	37	9	3	1		1	2	1	5	2	4	2	3	1	1		2
		C	15	6		1							1	2					
71b	Nonepidemic cerebrospinal meningitis.....	W	8	1	1			1	4										
		C	6	2	2														
72	Tabes dorsalis (locomotor ataxia).....	W	10																
		C	7																
73	Other diseases of the spinal cord.....	W	48				1		1		1		1	4	6	12	13	9	
		C	28							1				4	8	4	6	4	
74a	Cerebral hemorrhage.....	W	1,226	1				1		1	2	5	7	36	121	228	393	430	1
		C	932		1	1					4	8	19	99	275	262	135	120	8
74b	Cerebral embolism and thrombosis.....	W	16							1				1	5	1	7	21	
		C	51								2			1	3	6	1	1	
75	Paralysis without specified cause.....	W	157					1	1			3	1	3	6	25	40	77	
		C	111							1			1	6	18	30	30	22	1
76	General paralysis of the insane.....	W	40																
		C	62							2		2	5	17	20	12	2	2	
77	Other forms of mental alienation.....	W	33											8	10	6	9		
		C	24											3	6	4	2		
78	Epilepsy.....	W	54	1	2	1	1		3	7	3		5	13	8	4	2	4	
		C	60					1	2	8	4	9	5	12	7	3	6	2	
79	Convulsions (nonpuerperal; 5 years and over).....	W	5					1	1		1								
		C	5																
80	Infantile convulsions (under 5 years).....	W	23	22	1				1										
		C	53	46	6	1													
81	Chorea.....	W	3					1		1			1						
		C	2																
82	Neuralgia and neuritis.....	W	3																
		C	4											1					
83	Softening of the brain.....	W	22																
		C	9										1		1	4	2		
84	Other diseases of the nervous system.....	W	84	4		1	1		6	2	3	3	2	6	10	11	15	10	
		C	19	1	1				1				1	4	1	2	3	5	
85	Diseases of the eye and annexa.....	W	5											1					
		C	1																
86a	Diseases of the ear.....	W	28	8	6	1			1	2	3	1	1	1	3	1		1	
		C	7	1															
86b	Diseases of the mastoid process.....	W	26	1	2	2	1	1	2	2	3		1	2	2	2	1	2	
		C	3																
IV.—Diseases of the circulatory system.....		White	3,234	11	3	3	1	3	15	13	21	23	32	31	120	284	514	978	1,175
		Colored	1,943	3	3	2			7	19	19	24	41	57	261	424	469	313	289
87	Pericarditis.....	W	5												1		2	1	
		C	7										2		2		1	1	
88	Endocarditis and myocarditis (acute).....	W	66	1	1	1		1	6	1	5	2	6	6	12	9	9	3	
		C	61								6	1	4	10	19	9	6	4	
89	Angina pectoris.....	W	299							1	1	2		4	13	44	75	94	64
		C	78									1	7	17	26	20	1	4	
90	Other diseases of the heart.....	W	2,594	8	2	2		2	9	11	14	19	23	19	83	227	395	799	977
		C	1,656	1	1	2		7	18	13	21	32	35	215	364	409	267	261	10
91a	Aneurysm.....	W	25										2	3	4	3	8	5	
		C	28												5	7	4	4	
91b,c	Other diseases of the arteries.....	W	186												3	5	7	114	
		C	92												2	13	32	23	
92	Embolism and thrombosis (not cerebral).....	W	39										1		3	13	12	7	
		C	8												1	3	1	1	
93	Diseases of the veins.....	W	9						1				1					3	
		C	2		1											1			
94	Diseases of the lymphatic system.....	W	2				1				1								
		C	1																

MORTALITY STATISTICS

TABLE 8.—DEATHS (EXCLUSIVE OF STILLBIRTHS) FROM EACH CAUSE, BY AGE, IN THE REGISTRATION AREA AND EACH REGISTRATION STATE: 1928—Continued

List No.	CAUSE OF DEATH	All deaths	Under 1 year	1 year	2 years	3 years	4 years	5 to 9 years	10 to 14 years	15 to 19 years	20 to 24 years	25 to 29 years	30 to 34 years	35 to 44 years	45 to 54 years	55 to 64 years	65 to 74 years	75 years and over	Age unknown
VIRGINIA—Continued																			
IV.—Diseases of the circulatory system—Continued.																			
95	Hemorrhage without specified cause.....	4	2											1				1	
96	Other diseases of the circulatory system.....	3	1												1			1	
	White.....	5																	
	Colored.....	7												1					
V.—Diseases of the respiratory system.....																			
	White.....	1,362	242	72	32	16	15	21	25	35	32	28	35	94	98	119	190	306	2
	Colored.....	1,040	268	67	29	17	6	20	18	37	43	41	46	123	118	100	60	42	5
97a	Diseases of the nasal fossae.....	6	4			1				1									
97b	Diseases of the nasal fossae and annexa.....	12	12						2	2		1	1		4		1		
98	Diseases of the larynx.....	8	1						2		1								
99a	Acute bronchitis.....	12	4	2	2	1	1					1					1	1	
99b	Chronic bronchitis.....	10	2	1	1	1		2		1							1	1	
99c,d	Bronchitis (unspecified).....	25	7	2	1		1	1				1				2	1	11	
	White.....	23	11	1		2					1	1				3	1	4	
	Colored.....	26												1	5	4	4	18	
100a	Broncho-pneumonia.....	12	9				1		1							3	1	11	
100b	Capillary bronchitis.....	12	4	1										1	3	2	3	1	
101a	Lobar pneumonia.....	506	145	44	16	8	5	8	7	3	5	5	8	14	21	35	68	114	
101b	Pneumonia (unspecified).....	350	166	37	18	9	2	9	3	4	5	9	7	15	12	14	23	14	3
102	Pleurisy.....	4	2														1	1	
103	Congestion and hemorrhagic infarct of the lung.....	4		3															
104	Gangrene of the lung.....	4																	
105	Asthma.....	521	39	13	6	5	5	7	7	25	20	16	21	65	53	59	88	90	
106	Pulmonary emphysema.....	439	31	16	8	2		6	7	26	26	21	29	84	79	60	26	16	2
107	Other diseases of the respiratory system (tuberculosis excepted).....	112	23	9	3	1	2	3	4	1	1	4	2	6	8	5	13	27	
	White.....	86	37	6	2	1	1	3	3	3	3	4	3	4	4	3	2	7	
	Colored.....	24	3		1			1	1	2	1	1	1	3	5	2	2	3	
108	Diseases of the mouth and annexa.....	27		1		1			1	3	4	2	1	3	3	6	1	1	
109b	Other diseases of the pharynx, tonsils.....	34	1	1	3					2	2	1		2	2	1	2	22	
110	Diseases of the esophagus.....	13	2	1						1	1			3	2	1	1	1	
111a	Ulcer of the stomach.....	3												1	1				
111b	Ulcer of the duodenum.....	29	1	1	1			2	2				1	1	3	8	5	5	
112	Other diseases of the stomach (cancer excepted).....	26							1					5	4	6	4	2	
113	Diarrhea and enteritis (under 2 years).....	3																	
114	Diarrhea and enteritis (2 years and over).....	2																	
115	Diseases due to other intestinal parasites.....	183	2																
116	Appendicitis and typhlitis.....	75		3	5	5	21	16	16	13	13	11		25	20	20	10	3	
117a	Hernia.....	44	3	1			1	4	7	10				14	11	7	1	1	
118b	Intestinal obstruction.....	24	1	1										2	8	7	13	7	
119	Other diseases of the intestines.....	90	16	3	5	1	1	3	6	3	3	2	2	3	8	11	15	13	
120	Acute yellow atrophy of the liver.....	68	6	1										9	14	11	3	3	
122	Cirrhosis of the liver.....	10												1	1	1	3	2	
123	Biliary calculi.....	14	3											2	1	5	1	1	
124	Other diseases of the liver.....	1																	
125	Diseases of the pancreas.....	59												7	7	14	15	12	
126	Peritonitis without specified cause.....	41												6	13	11	5	2	
127	Other diseases of the digestive system (cancer and tuberculosis excepted).....	45												2	9	16	7	10	
	White.....	5												1	3	1	1	1	
	Colored.....	71												9	11	15	13	15	
128	Acute nephritis (including unspecified under 10 years).....	25												3	6	3	2	2	
129	Chronic nephritis (including unspecified 10 years and over).....	8												1	2	3	1	1	
131	Other diseases of the kidneys and annexa.....	16												3	3				
	White.....	19	1											1	2				
	Colored.....	1																	
VII.—Nonvenereal diseases of the genito-urinary system and annexa.....																			
	White.....	2,020	9	3	3	6	1	8	8	12	17	22	24	103	163	335	617	687	2
	Colored.....	1,214	12	4	1	4	1	6	9	18	17	27	46	163	235	296	225	147	3
128	Acute nephritis (including unspecified under 10 years).....	71	7			6	1	4	4	4	3	6	1	7	7	7	11	3	
129	Chronic nephritis (including unspecified 10 years and over).....	88	7	3		3	1	2	2	2	4	4	9	18	18	8	5	2	
131	Other diseases of the kidneys and annexa.....	1,737												83	135	302	544	617	1
	White.....	976												118	196	258	201	135	2
	Colored.....	43	1	3	1									2	5	6	10	11	
	Age unknown.....	32	5						2	2	3	1		2	6	7	3		

CAUSES OF DEATH, BY AGE

297

TABLE 8.—DEATHS (EXCLUSIVE OF STILLBIRTHS) FROM EACH CAUSE, BY AGE, IN THE REGISTRATION AREA AND EACH REGISTRATION STATE: 1928—Continued

List No.	CAUSE OF DEATH	All deaths	Under 1 year	1 year	2 years	3 years	4 years	5 to 9 years	10 to 14 years	15 to 19 years	20 to 24 years	25 to 29 years	30 to 34 years	35 to 44 years	45 to 54 years	55 to 64 years	65 to 74 years	75 years and over	Age unknown
VIRGINIA—Continued																			
VII.—Nonvenereal diseases of the genito-urinary system and annexa—Continued.																			
132	Calculi of the urinary passages.....	W..... 14 C..... 3								1		2		2	2	4	2	1	1
133	Diseases of the bladder.....	W..... 22 C..... 9	1										1				3	12	
134	Diseases of the urethra, etc.....	W..... 1 C..... 6													1			2	
135	Diseases of the prostate.....	W..... 95 C..... 39														15	40	39	1
136	Nonvenereal diseases of the male genital organs.....	C..... 1														13	13	5	
137	Cysts, other benign tumors of the ovary.....	W..... 6 C..... 6								1			1	2	2		1	1	
138	Salpingitis and pelvic abscess (female).....	W..... 9 C..... 23								1	3	1	2	2	1	2	1	1	
139	Benign tumors of the uterus.....	W..... 9 C..... 23								1	1	2	2	2	2	1	1	1	
140	Nonpuerperal uterine hemorrhage.....	W..... 3 C..... 1													1			1	
141	Other diseases of the female genital organs.....	W..... 10 C..... 7						1	3			1	1	3	5				
VIII.—The puerperal state.....		White..... 236 Colored..... 189							3	30	45	45	54	59	3				
143	Accidents of pregnancy.....	W..... 23 C..... 15								2	3	6	9	2	1				
144	Puerperal hemorrhage.....	W..... 18 C..... 19								2	3	2	4	7					
145	Other accidents of labor.....	W..... 33 C..... 16								3	2	5	7	15	1				
146	Puerperal septicemia.....	W..... 76 C..... 67						1		8	20	17	16	14	1				
147	Puerperal phlegmasia alba dolens, embolus, etc.....	W..... 6 C..... 2								13	20	10	9	13	1				
148	Puerperal albuminuria and convulsions.....	W..... 80 C..... 70						2		15	17	13	17	18					
IX.—Diseases of the skin and of the cellular tissue.....		White..... 49 Colored..... 31	7	1				1		1	1	1	2	2	3	7	5	20	
151	Gangrene.....	W..... 17 C..... 16												1			4	12	
152	Furuncle.....	W..... 12 C..... 1									1			1	2	3	5	6	
153	Acute abscess.....	W..... 6 C..... 3	2					1								2	1	1	
154	Other diseases of the skin and annexa.....	W..... 14 C..... 11	5	1						1				1	1	2	1	3	
X.—Diseases of the bones and of the organs of locomotion.....		White..... 27 Colored..... 7	1			1	8	1	3					4	2	3	2	2	
155	Diseases of the bones (tuberculosis excepted).....	W..... 18 C..... 4				1	6	1	2					2	2	1	1	2	
156	Diseases of the joints (tuberculosis and rheumatism excepted).....	W..... 6 C..... 2					2	1	1					1		2			
158	Other diseases of the organs of locomotion.....	W..... 3 C..... 1	1											1			1		
XI.—Malformations.....		White..... 217 Colored..... 41	187	8	1	1	1	6	4	5	2	2							
159a	Congenital hydrocephalus.....	W..... 26 C..... 6	16	1	1	1	1	2	1	1		2							
159b	Congenital malformations of the heart.....	W..... 104 C..... 25	87	4			4	3	4	2									
159c	Other congenital malformations.....	W..... 87 C..... 10	84	3	1				2										
XII.—Early infancy.....		White..... 1,218 Colored..... 609	1,218																
160	Congenital debility, icterus, sclerema.....	W..... 190 C..... 153	190																
161a	Premature birth.....	W..... 782 C..... 356	782																
161b	Injury at birth.....	W..... 186 C..... 45	186																
162	Other diseases peculiar to early infancy.....	W..... 54 C..... 47	54																
163	Lack of care.....	W..... 6 C..... 8	6																
164	XIII.—Old age (senility).....	White..... 348 Colored..... 188													1	3	35	310	1
XIV.—External causes.....		White..... 1,481 Colored..... 700	30	30	29	21	15	76	61	101	138	121	111	155	151	141	118	177	6
	Suicide.....	W..... 225 C..... 7	30	11	21	22	12	39	27	80	69	64	43	100	78	46	30	22	6
165	By poisons (gas or corrosives excepted).....	W..... 8							3	5	16	26	21	40	40	40	26	8	

MORTALITY STATISTICS

TABLE 8.—DEATHS (EXCLUSIVE OF STILLBIRTHS) FROM EACH CAUSE, BY AGE, IN THE REGISTRATION AREA AND EACH REGISTRATION STATE: 1928—Continued

List No.	CAUSE OF DEATH	All deaths	Under 1 year	1 year	2 years	3 years	4 years	5 to 9 years	10 to 14 years	15 to 19 years	20 to 24 years	25 to 29 years	30 to 34 years	35 to 44 years	45 to 54 years	55 to 64 years	65 to 74 years	75 years and over	Age unknown
VIRGINIA—Continued																			
XIV.—External causes—Continued.																			
Suicide—Continued.																			
166	By corrosive substances.....W	26								1	3	7	3	5	5		2		
	C	1										1							
167	By poisonous gas.....W	18							1		1	4	2	1	6	2	1		
	C	1											1						
168	By hanging or strangulation.....W	17										1	2	4	6	2	1	1	
	C	1																	
169	By drowning.....W	7												1	1	1	2	2	
170	By firearms.....W	132							1	4	11	14	11	25	19	29	15	3	
	C	3								1				2					
171	By cutting or piercing instruments.....W	9											1	1	2	3	1	1	
	C	1																	
172	By jumping from high places.....W	4															2	1	
173	By crushing.....W	2												1	1		1		
174	By other means.....W	2															1		
	C	104	3						1	10	13	16	18	17	15	8	1	2	
	W	152	1	1					4	22	31	29	18	17	11	3	2		1
197	By firearms.....W	77							1	9	10	12	15	13	10	6		1	
	C	89							3	12	19	18	10	17	6	2			
198	By cutting or piercing instruments.....W	4										2	1	9	3	1			
	C	43		1							8	6	7	9					
199	By other means.....W	23	3							1	3	2	2	3	5	2	1	1	
	C	20	1							2	4	5	1	3	2				1
	W	1,152	27	30	29	21	15	76	57	86	109	79	72	98	96	93	91	167	6
	C	541	29	10	21	22	12	39	23	57	38	34	24	68	67	42	28	22	5
175	Poisoning by food.....W	12	2	1	2	1		1	1	1						1	2		
	C	7																	
176	Poisoning by venomous animals.....W	2	1					2						1					
	C	2																	
177	Other acute poisonings (gas excepted).....W	19	1	3	2	1		1			1		2	2	2	2	1	1	
	C	17	1	2	3	1		1				3	1	1	1	2			
178	Conflagration.....W	32			2	3	1	6	4	1	1	2	1	1	3	2	3	2	
	C	24		1	3	2		4	3	1					1	1	2	5	1
179	Burns (conflagration excepted).....W	89	3	11	15	7	6	10	4	3	5	4	2	2	2	3	6	6	
	C	80	2	2	12	12	7	10	2	2	3	2	1	6	4	5	6	3	1
180	Mechanical suffocation.....W	17	13						1					1	1	1			
	C	17	16																
181	Absorption of irrespirable, irritating, or poisonous gas.....W	10						1			1	2		1	3	2	1		
	C	3																	
182	Drowning.....W	79		6	3		1	6	6	14	13	7	7	6	5	1	3	1	
	C	53		2				2	3	12	6	4	5	9	6	3			1
183	Traumatism by firearms (except in war).....W	58	1		1	2	1	2	12	14	7	3	4	2	2	3	2		
	C	38					1	5	4	14	3			2	2	2			
184	Traumatism by cutting or piercing instruments.....W	10		1				3	1					1	2		1	1	
	C	9		1															
185	Traumatism by fall.....W	203	3	2			1	3	4	2	5	6	3	9	13	18	32	102	
	C	48	1	1				1	1	1	5	2	8	9	9	2	9	5	1
186a	Traumatism in mines.....W	44						1		6	12	7	8	5	3	2			
	C	7											1		6				
186b	Traumatism in quarries.....W	2						1		3	2	1	1	3	2			1	
	C	2																	
187	Traumatism by machines.....W	16						1		2	3	1	1	2	2				
	C	10							2	3	6	5	6	7	16	8	6	2	
188a	Railroad accidents.....W	64				1	1	2	2	3	3	4	3	7	6	3		1	
	C	36	1						2	8	3			3	5	3	1		
	W	21								2	2	2	2	3	5	3			
	C	9	1							4	1	1	1	1	11	5	5	2	
	W	43					1	2		1	4	6	4	3	11	3		1	
	C	27								4	2	3	2	6	6	3	1	4	
188b	Street-car accidents.....W	15			1									1	1			1	
	C	3																	
	W	2												1		1			
	C	13			1									4	1	2	1	4	
	W	3												1	1			1	
188c	Automobile accidents (excluding collision with railroad trains and street cars).....W	302		1	1	5	3	27	9	30	36	28	25	33	24	29	26	22	3
	C	110	1			5	3	5	7	11	13	9	6	33	19	16	3	2	
188d	Airplane and balloon accidents.....W	15								1	2	3	2	4	2				1
	C	18						1	1		1	3	2		2	6		2	
188e,f	Injuries by other vehicles.....W	6								1					2	1			
	C	7								3	1	1			2				
188g	Landslide, other crushing.....W	5									1				1	2			
	C	1																	
189	Injuries by animals (not poisoning).....W	12						3	2				1	3			1	2	
	C	2						1							1				
192	Starvation (deprivation of food or water).....W	1																1	
	C	5																	
193	Excessive cold.....W	6									1				1	1	1	1	
	C	4																	
194	Excessive heat.....W	7	1								1		1				1	1	
	C	5																	
195	Lightning.....W	5						2			1			1			1		2
	C	1																	
196	Other accidental electric shocks.....W	19			1				1	1	6	4	2	2	3				
	C	1																	
201	Fracture (cause not specified).....W	17						1									4	12	
	C	3																	
202	Other external violence.....W	75	3	5	2	1		9	9	4	6	3	4	7	5	8	4	5	
	C	42	6	1	1			4	1	2	1	4	2	7	7	2	1	2	1
XV.—Ill-defined diseases.																			
	White.....W	465	204	14	8	3	1	3	3	4	4	2	3	17	26	29	72	70	2
	Colored.....C	460	175	33	5	3	1	7	8	7	9	5	10	31	41	38	33	51	3
204	Sudden death.....W	80	15	1	2	1		1	2		2		1	4	7	5	20	19	
	C	72	10	4							1		1	3	7	18	3	8	
205a	Ill-defined.....W	132	29	7	5			1	3		2		1	5	12	14	30	25	
	C	142	32	18	1			1	5		3		2	3	11	15	17	19	
205b	Not specified or unknown.....W	253	160	6	1	2	1	1	1	2	2	1	1	8	7	10	22	26	2
	C	240	133	11	4	3		4	3	5	4	2	4	13	12	8	13	24	3

CAUSES OF DEATH, BY AGE

299

TABLE 8.—DEATHS (EXCLUSIVE OF STILLBIRTHS) FROM EACH CAUSE, BY AGE, IN THE REGISTRATION AREA AND EACH REGISTRATION STATE: 1928—Continued

List No.	CAUSE OF DEATH	All deaths	Under 1 year	1 year	2 years	3 years	4 years	5 to 9 years	10 to 14 years	15 to 19 years	20 to 24 years	25 to 29 years	30 to 34 years	35 to 39 years	40 to 44 years	45 to 49 years	50 to 54 years	55 to 59 years	60 to 64 years	65 to 69 years	70 years and over	Age unknown
WASHINGTON																						
	All causes.....	16,723	1,115	166	107	95	77	327	271	409	476	457	503	1,422	1,946	2,590	3,422	3,310	30			
	I.—Epidemic, endemic, and infectious diseases.....	2,189	97	59	43	30	21	119	86	147	166	149	147	318	257	200	183	166	1			
1	Typhoid and paratyphoid fever.....	32			1			4		4	9	4		1	4	2	2	1				
5	Malaria.....	1														1						
7	Measles.....	21	4	5	2	2	1	7														
8	Scarlet fever.....	16			1	1	1	4	6	2	1											
9	Whooping cough.....	18	7	6	3		1	1	1													
10	Diphtheria.....	48	2	3	3	9	6	10	8	3	1	1	1	1								
11a	Influenza (with pulmonary complications).....	386	24	13	8	1	3	18	5	11	8	3	18	42	44	51	58	79				
11b	Influenza (other and unspecified).....	199	19	4	5	3	1	9	5	6	5	2	9	14	20	18	20	58				
13	Mumps.....	1														1						
16	Dysentery.....	16	5	2	1		1			1						1		3	2			
21	Erysipelas.....	14	5	1		1											1	5	1			
22	Acute anterior poliomyelitis.....	55	1	1	3	1	3	15	10	12	3	3	2									
23	Lethargic encephalitis.....	39			2			1	1	3	3		4	4	11	3	7					
24	Meningococcus meningitis.....	82	9	5	3	3	2	12	9	16	5	4	2	1	8	3						
25	Other epidemic and endemic diseases.....	3	1		1									1								
29	Tetanus.....	3				1		1										1	1			
30	Mycoses.....	5																				
	Tuberculosis (all forms).....	1,055	12	19	10	7	2	30	36	85	120	118	98	217	133	86	64	18				
31	Of the respiratory system.....	917	6	5	2	1		16	32	78	110	104	87	203	122	77	57	17				
32	Of the meninges, central nervous system.....	63	6	12	7	3	2	11	4	3	5	3	4	1	1	1						
33	Of the intestines, peritoneum.....	27		1	1			2		2	4	4	1	5	4	2						
34	Of the vertebral column.....	13				1				1	1	2	2	2	2			1				
35	Of the joints.....	6		1											1	2	2					
36	Of other organs.....	20								1		3	4	4	2	2	3	1				
37a	Disseminated (acute).....	8				1		1				2		2	1	1						
37b	Disseminated (chronic or unspecified).....	1																				
38	Syphilis.....	171	8			1		3	5	4	8	9	9	33	35	29	21	6				
40	Gonococcus infection.....	14									2	5	2	3		1	1					
41	Purulent infection, septicemia.....	9						3	1				1	1	1	2						
42	Other infectious diseases.....	1						1														
	II.—General diseases not included in Class I.....	2,385	43	6	4	6	1	13	20	21	33	26	36	189	382	594	648	362	1			
	Cancer and other malignant tumors.....	1,718	1	2	1	4		1	3	6	12	11	20	129	300	443	493	292				
43	Of the buccal cavity.....	52							1					3	10	19	13	6				
44	Of the stomach, liver.....	615									1	1	3	27	97	154	216	116				
45	Of the peritoneum, intestines, rectum.....	280									2	3	4	19	42	79	81	50				
46	Of the female genital organs.....	197								1	1	1	4	31	64	46	32	17				
47	Of the breast.....	142	1										4	21	38	44	21	13				
48	Of the skin.....	37													2	6	11	18				
49	Of other or unspecified organs.....	395		2	1	4		1	2	5	8	6	5	28	47	95	119	72				
50	Tumors, benign and unqualified (tumors of the female genital organs excepted).....	9									1	1		1		1	3	2				
51	Acute rheumatic fever.....	18						2	4	2	2		1	1	1	2	1	2				
52	Chronic rheumatism, osteoarthritis, gout.....	14										1		1	2	1	5	4				
54	Pellagra.....	1														1						
55	Beriberi.....	1	1																			
56	Rickets.....	1	1																			
57	Diabetes mellitus.....	286		1				4	10	7	8	5	1	16	24	75	93	42				
58a	Pernicious anemia.....	51				1		2		1	2			2	5	16	16	6				
58b	Other anemias and chlorosis.....	5			1									1	2		1					
59	Diseases of the pituitary gland.....	2											1				1					
60a	Exophthalmic goiter.....	90							2	3	4	3	15	24	20	16	3					
60b	Other diseases of the thyroid gland.....	16	5	1				1	1						4	4						
61	Diseases of the parathyroid glands.....	1	1																			
62	Diseases of the thymus gland.....	30	24	2			1	1		1												
63	Diseases of the adrenals (Addison's disease).....	4												1		1	2					
64	Diseases of the spleen.....	4													1	4	5	2	1			
65a	Leukemia.....	30			2			2	1	1	2	2	4	1	4	5	2	4				
65b	Hodgkin's disease.....	15							1	1	2	1	1	1	1	5		2				
66	Alcoholism (acute or chronic).....	62											3	17	16	18	6	1	1			
68	Chronic poisoning by organic substances.....	2											1	1	1							
69	Other general diseases.....	25	10			1					1		1	2	1	3	3	3				
	III.—Diseases of the nervous system and of the organs of special sense.....	1,887	21	8	8	8	1	23	21	17	18	16	27	105	192	358	554	509	1			
70	Encephalitis.....	8	1											1	4	1		1				
71a	Simple meningitis.....	24	8					6				2		2	1	3	1	1				
71b	Nonepidemic cerebrospinal meningitis.....	5	1		1					2						1						
72	Tabes dorsalis (locomotor ataxia).....	20												1	6	7	5	1				
73	Other diseases of the spinal cord.....	51	1	1	1	1		1	1	2	2		2	6	11	15	9	1				
74a	Cerebral hemorrhage.....	1,323	2				1	2	1	2	1	3	6	34	104	263	458	445	1			
74b	Cerebral embolism and thrombosis.....	52						1	1	2	1	1	1	3	8	9	21	5				
75	Paralysis without specified cause.....	44														5	20	18				
76	General paralysis of the insane.....	71										1	4	23	22	15	4	2				
77	Other forms of mental alienation.....	67						3		2	3	2	2	9	12	15	15	7				
78	Epilepsy.....	60		1		1		3	3	3	8	4	6	11	8	5	2	5				
79	Convulsions (nonpuerperal; 5 years and over).....	1						1														
80	Infantile convulsions (under 5 years).....	11	4	3	2	2																
82	Neuralgia and neuritis.....	4			1													2	1			
83	Softening of the brain.....	13															2	3	8			
84	Other diseases of the nervous system.....	72						4	3	2	2	2	2	8	12	12	13	12				
85	Diseases of the eye and annexa.....	1																				
86a	Diseases of the ear.....	26	2	1	1	3		2	4	1			1	7	2	1		1				
86b	Diseases of the mastoid process.....	34	2	2	2	1		5	7	4		1	3		2	4	1					

MORTALITY STATISTICS

TABLE 8.—DEATHS (EXCLUSIVE OF STILLBIRTHS) FROM EACH CAUSE, BY AGE, IN THE REGISTRATION AREA AND EACH REGISTRATION STATE: 1928—Continued

List No.	CAUSE OF DEATH	All deaths	Under 1 year	1 year	2 years	3 years	4 years	5 to 9 years	10 to 14 years	15 to 19 years	20 to 24 years	25 to 29 years	30 to 34 years	35 to 44 years	45 to 54 years	55 to 64 years	65 to 74 years	75 years and over	Age unknown
WASHINGTON—Continued																			
	IV.—Diseases of the circulatory system.....	3,484	5	1	2	3	14	20	23	26	28	32	137	359	618	1,070	1,138	8	
87	Pericarditis.....	9												1	2	1	2	1	
88	Endocarditis and myocarditis (acute).....	83				1	2	5	2	4	5	8	7	12	6	8	17	6	
89	Angina pectoris.....	333												20	48	87	115	62	1
90	Other diseases of the heart.....	2,605	2	1	1		8	16	19	19	18	21	85	266	455	823	867	4	
91a	Aneurysm.....	42												5	10	9	8		
91b,c	Other diseases of the arteries.....	310											3	4	14	32	76	178	3
92	Embolism and thrombosis (not cerebral).....	90	3						1	1	2	1	8	12	25	22	15		
93	Diseases of the veins.....	9							1					2		1	4	1	
94	Diseases of the lymphatic system.....	1														1			
96	Other diseases of the circulatory system.....	2												1		1			
	V.—Diseases of the respiratory system.....	1,161	146	36	15	7	7	24	22	22	21	23	24	73	117	135	187	299	3
97a	Diseases of the nasal fossae.....	2													1	3	1		
97b	Diseases of the nasal fossae annexa.....	14					1	1			1			1	4	1	3		
98	Diseases of the larynx.....	5	1						2						1				
99a	Acute bronchitis.....	15	1													1	6	7	
99b	Chronic bronchitis.....	23							1		1	1				3	5	12	
99c,d	Bronchitis (unspecified).....	21	5	1													3	12	
100a	Broncho-pneumonia.....	384	108	22	8	5	2	12	3	4	1	3	1	12	30	20	47	106	
100b	Capillary bronchitis.....	1																1	
101a	Lobar pneumonia.....	573	21	11	6	2	3	7	15	13	17	13	16	51	68	96	104	127	3
101b	Pneumonia (unspecified).....	29	9	1					1	1	1	1	2	1		2	3	8	
102	Pleurisy.....	34	1	1	1		1	3	2	1	1	3	2	2	4	5	4	3	
103	Congestion and hemorrhagic infarct of the lung.....	15						1									1	13	
104	Gangrene of the lung.....	1													1				
105	Asthma.....	29									1	1	1	3	6	3	6	8	
107	Other diseases of the respiratory system (tuberculosis excepted).....	15									1		1	3	3	1	4	2	
	VI.—Diseases of the digestive system.....	1,097	87	28	18	24	18	48	30	33	30	42	40	128	148	174	137	111	1
108	Diseases of the mouth and annexa.....	10						1		1	3	2			1	1	1		
109b	Other diseases of the pharynx, tonsils.....	70	2	4	2	2	3	8	8	6	2	8	4	4	5	6	5	1	
111a	Ulcer of the stomach.....	84									2	1		18	23	19	15	6	
111b	Ulcer of the duodenum.....	56											2	15	12	12	11	4	
112	Other diseases of the stomach (cancer excepted).....	53	4	2		1	1						1	1	4	10	7	22	
113	Diarrhea and enteritis (under 2 years).....	82	65	17															
114	Diarrhea and enteritis (2 years and over).....	69			13	11	7	9			1	1	1	4	2	5	5	10	
117	Appendicitis and typhlitis.....	227	1		3	4	6	23	19	19	12	17	15	36	32	26	6	7	1
118a	Hernia.....	64	1			2					1			6	12	20	13	9	
118b	Intestinal obstruction.....	112	10	2		2	1	2	1	4	7	4	5	12	13	15	19	15	
119	Other diseases of the intestines.....	25	1		1							1	2	3	4	2	5	6	
120	Acute yellow atrophy of the liver.....	3																	
121	Hydatid tumor of the liver.....	2										1			1				
122	Cirrhosis of the liver.....	71		1			1	1			1		1	11	13	18	18	6	
123	Biliary calculi.....	51							1				1	2	11	16	12	8	
124	Other diseases of the liver.....	91		1					2			5	6	11	11	22	19	14	
125	Diseases of the pancreas.....	9					1				1			1	2	1	1	2	
126	Peritonitis without specified cause.....	18	3	1		1		3	1		1		1	4	2			1	
	VII.—Nonvenereal diseases of the genito-urinary system and annexa.....	1,388	6	1		2	6	5	9	9	19	25	96	168	268	396	378		
128	Acute nephritis (including unspecified under 10 years).....	41				2	3	3	1		2	2	4	7	5	3	9		
129	Chronic nephritis (including unspecified 10 years and over).....	1,057						2	2	6	5	12	12	56	125	226	309	302	
131	Other diseases of the kidneys and annexa.....	57	6	1			1		1		2	1	7	8	8	14	8		
132	Calculi of the urinary passages.....	8												2		4	1	1	
133	Diseases of the bladder.....	5																5	
134	Diseases of the urethra, etc.....	5															1	2	
135	Diseases of the prostate.....	131												1	3	17	62	48	
137	Cysts, other benign tumors of the ovary.....	18											3	3	7	2	2	1	
138	Salpingitis and pelvic abscess (female).....	17								2	2	3	7	2	1				
139	Benign tumors of the uterus.....	37							1	1		3	15	12	3	1	1		
130	Nonpuerperal uterine hemorrhage.....	1									1								
141	Other diseases of the female genital organs.....	11								1			1	1	3	1	3	1	
	VIII.—The puerperal state.....	167							21	31	31	45	37		2				
143	Accidents of pregnancy.....	21								1	3	4	8	5					
144	Puerperal hemorrhage.....	14								2	1	2	3	6					
145	Other accidents of labor.....	12								1	3	2	4	2					
146	Puerperal septicemia.....	78							13	10	16	24	14		1				
147	Puerperal phlegmasia alba dolens, embolus, etc.....	5								3	2								
148	Puerperal albuminuria and convulsions.....	36							4	11	5	6	9	1					
149	Following childbirth (undefined).....	1												1					
	IX.—Diseases of the skin and of the cellular tissue.....	43	7						5				1	1	5	2	11	11	
151	Gangrene.....	18													1	1	6	10	
152	Furuncle.....	8								3			1		1		2	1	
153	Acute abscess.....	5	1											1	1		2		
154	Other diseases of the skin and annexa.....	12	6						2						2	1	1		

CAUSES OF DEATH, BY AGE

301

TABLE 8.—DEATHS (EXCLUSIVE OF STILLBIRTHS) FROM EACH CAUSE, BY AGE, IN THE REGISTRATION AREA AND EACH REGISTRATION STATE: 1928—Continued

List No.	CAUSE OF DEATH	All deaths	Under 1 year	1 year	2 years	3 years	4 years	5 to 9 years	10 to 14 years	15 to 19 years	20 to 24 years	25 to 29 years	30 to 34 years	35 to 44 years	45 to 54 years	55 to 64 years	65 to 74 years	75 years and over	Age unknown
WASHINGTON—Continued																			
	X.—Diseases of the bones and of the organs of locomotion.....	17	1					2	1	1		1	2		1	1	1	6	
155	Diseases of the bones (tuberculosis excepted).....	16	1					2	1	1		1	2		1	1	1	5	
157	Amputations.....	1																1	
	XI.—Malformations.....	154	135	6	5	2	2	3			1								
159a	Congenital hydrocephalus.....	14	9	1	1	1	1	1											
159b	Congenital malformations of the heart.....	91	80	4	3	1		2			1								
159c	Other congenital malformations.....	49	46	1	1		1												
	XII.—Early infancy.....	528	528																
160	Congenital debility, icterus, sclerema.....	41	41																
161a	Premature birth.....	351	351																
161b	Injury at birth.....	100	100																
162	Other diseases peculiar to early infancy.....	36	36																
164	XIII.—Old age (senility).....	184														4	27	153	
	XIV.—External causes.....	1,940	23	20	14	15	21	73	65	108	141	118	123	333	307	221	184	161	13
	Suicide.....	351							1	10	15	23	25	72	75	66	36	25	3
165	By poisons (gas or corrosives excepted).....	18								3	1	1	1	3	3	4	2		
166	By corrosive substances.....	22								1	2	5	4	2	5	2	1		
167	By poisonous gas.....	65								1	4	4	8	13	13	17	2	2	1
168	By hanging or strangulation.....	55							1	1	3	1	2	12	10	10	8	7	
169	By drowning.....	19										1	1	5	5	4	3		
170	By firearms.....	133								4	4	8	7	25	32	23	15	14	1
171	By cutting or piercing instruments.....	21																	
172	By jumping from high places.....	11									1	1		8	3	2	3	2	1
173	By crushing.....	3											2		3	3	1		
174	By other means.....	4												1	1	1	1		
	Homicide.....	72	1			1	1		1	1	9	9	7	15	13	11	1	1	1
197	By firearms.....	48									6	6	5	12	11	7	1		
198	By cutting or piercing instruments.....	8				1	1		1		1	1	1	2					
199	By other means.....	16	1							1	2	2	1	1	2	4		1	1
	Accidental, other, or undefined.....	1,517	22	20	14	14	20	73	63	97	117	86	91	246	219	144	147	135	9
175	Poisoning by food.....	6		2					1					1	2				
176	Poisoning by venomous animals.....	1													1				
177	Other acute poisonings (gas excepted).....	29	1	1			1	2				1	3	9	5	3	1	1	1
178	Conflagration.....	19			1	2		1			1	1			2	4	3	4	
179	Burns (conflagration excepted).....	54		3	5	2	1	4	4	3	4	4	4	4	5	5	4	2	
180	Mechanical suffocation.....	12	9											2			1		
181	Absorption of irrespirable, irritating, or poisonous gas.....	27	1																
182	Drowning.....	179		7	2	3	1	14	25	21	16	8	8	24	25	8	10	3	4
183	Traumatism by firearms (except in war).....	45					3	2	5	8	7	2	4	8	4	1	1		
184	Traumatism by cutting or piercing instruments.....	7	1						1						2	2	1		
185	Traumatism by fall.....	218	2	2		2		3	1	3	8	4	2	28	23	19	38	83	
186a	Traumatism in mines.....	9									1			1	4	3			
187	Traumatism by machines.....	63						1		4	3	9	5	7	12	15	6	1	
188a	Railroad accidents.....	99	1	1		2		1	1	4	7	11	12	23	15	4	10	5	2
	Collision with automobiles.....	30	1					1		3	1	5	4	6	4		2	2	1
	Other railroad accidents.....	69		1		2		1	1	1	6	6	8	17	11	4	8	3	1
188b	Street-car accidents.....	29						1		4		4	1	5	2	4	5	3	
	Collision with automobiles.....	16								4		4	1	2	1	2	2		
	Other street-car accidents.....	13						1						3	1	2	3		
188c	Automobile accidents (excluding collision with railroad trains and street cars).....	424	2	1	4	3	13	37	22	32	37	23	22	56	55	51	40	25	1
188d	Airplane and balloon accidents.....	12									3	2	1	2	4				
188e,f	Injuries by other vehicles.....	26						3	1	8	2	1	1		3	2	5		
188g	Landslide, other crushing.....	70						1		2	11	3	11	25	13	2	1		1
189	Injuries by animals (not poisoning).....	11							1					1	3	2	3	1	
192	Starvation (deprivation of food or water).....	2														1	1		
193	Excessive cold.....	4															2		
194	Excessive heat.....	1																	
195	Lightning.....	1													1				
196	Other accidental electric shocks.....	18						2		1	1	3	2	4	4	1			
201	Fracture (cause not specified).....	3													1		1		
202	Other external violence.....	148	5	3	2		1	1	1	7	16	6	11	39	26	14	11	5	
	XV.—Ill-defined diseases.....	99	16	1		1	1	2	1	2	1	3	1	5	8	15	24	16	2
204	Sudden death.....	20	1									1	1	1	3	1	11		1
205a	Ill-defined.....	40	1	1						1		1		2	3	12	10	9	
205b	Not specified or unknown.....	39	14			1	1	2	1	1	1	1		2	2	2	3	7	1

WEST VIRGINIA

	All causes.....	17,507	3,043	559	269	163	122	387	310	558	703	669	645	1,523	1,571	1,808	2,347	2,830	
	I.—Epidemic, endemic, and infectious diseases.....	3,071	329	149	83	59	49	135	83	182	239	187	175	390	254	215	267	275	
1	Typhoid and paratyphoid fever.....	175	1		2		4	12	18	26	32	23	15	17	9	7	8	1	
5	Malaria.....	2														1		1	
6	Smallpox.....	4	3											1					

MORTALITY STATISTICS

TABLE 8.—DEATHS (EXCLUSIVE OF STILLBIRTHS) FROM EACH CAUSE, BY AGE, IN THE REGISTRATION AREA AND EACH REGISTRATION STATE: 1928—Continued

List No.	CAUSE OF DEATH	All deaths	Under 1 year	1 year	2 years	3 years	4 years	5 to 9 years	10 to 14 years	15 to 19 years	20 to 24 years	25 to 29 years	30 to 34 years	35 to 44 years	45 to 54 years	55 to 64 years	65 to 74 years	75 years and over	Age unknown
WEST VIRGINIA—Continued																			
I.—Epidemic, endemic, and infectious diseases—Continued.																			
7	Measles.....	52	18	12	5	3	—	7	1	—	1	—	—	3	1	—	—	1	—
8	Scarlet fever.....	43	5	4	2	4	4	11	7	2	1	1	2	—	—	—	—	—	—
9	Whooping cough.....	59	32	14	3	3	4	3	—	—	—	—	—	—	—	—	—	—	—
10	Diphtheria.....	132	21	20	27	16	15	26	4	—	1	—	1	—	—	—	—	—	—
11a	Influenza (with pulmonary complications).....	691	110	55	12	8	9	25	11	23	34	21	21	57	53	44	91	117	—
11b	Influenza (other and unspecified).....	304	39	12	10	4	2	10	1	12	7	7	11	21	16	17	40	95	—
13	Mumps.....	1	—	—	—	1	—	—	—	—	—	—	—	—	—	—	—	—	—
15	Cholera nostras.....	4	—	—	—	—	—	1	—	—	—	1	—	—	—	—	1	1	—
16	Dysentery.....	32	1	—	—	3	1	3	1	2	—	—	3	4	1	1	6	6	—
21	Erysipelas.....	38	15	1	—	—	—	—	2	1	1	1	—	2	2	3	5	5	—
22	Acute anterior poliomyelitis.....	40	5	8	1	2	2	8	7	2	—	1	—	—	—	—	—	—	—
23	Lethargic encephalitis.....	3	1	—	—	—	—	—	—	—	—	—	—	—	—	—	—	—	—
24	Meningococcus meningitis.....	24	5	3	1	5	—	3	3	—	2	—	1	—	—	1	—	—	—
25	Other epidemic and endemic diseases.....	4	3	1	—	—	—	—	—	—	—	—	—	—	—	—	—	—	—
28	Rabies.....	2	—	—	—	—	—	—	2	—	—	—	—	—	—	—	—	—	—
29	Tetanus.....	17	1	—	1	—	—	6	3	1	—	1	1	—	—	—	—	1	—
30	Mycoses.....	4	—	—	—	—	—	—	—	—	—	—	—	—	—	—	—	—	—
	Tuberculosis (all forms).....	1,230	15	15	12	5	6	16	22	105	152	121	105	235	144	122	109	46	—
31	Of the respiratory system.....	1,079	2	4	8	3	11	15	95	139	107	97	97	219	126	115	99	39	—
32	Of the meninges, central nervous system.....	43	11	10	3	1	3	1	2	4	1	2	3	3	1	1	7	5	—
33	Of the intestines, peritoneum.....	50	—	—	1	—	—	2	2	3	4	5	3	6	9	3	1	—	—
34	Of the vertebral column.....	16	1	—	—	—	—	1	1	2	2	2	1	3	2	2	1	—	—
35	Of the joints.....	6	—	—	—	—	—	1	—	—	—	1	1	1	1	—	1	1	—
36	Of other organs.....	19	—	—	—	2	—	—	1	1	1	—	3	3	4	3	1	1	—
37a	Disseminated (acute).....	14	1	1	—	1	—	—	1	—	4	4	—	1	1	—	—	—	—
37b	Disseminated (chronic or unspecified).....	3	—	—	—	1	—	—	1	—	1	—	—	—	—	—	—	—	—
38	Syphilis.....	168	52	3	1	3	—	2	1	2	2	5	12	38	23	18	6	—	—
39	Soft chancre.....	1	—	—	—	—	—	—	—	—	—	—	—	—	—	—	—	—	—
40	Gonococcus infection.....	28	—	—	—	—	—	—	5	5	3	3	10	2	—	—	—	—	—
41	Purulent infection, septicemia.....	12	—	1	—	1	—	2	—	2	1	1	—	1	—	1	1	1	—
42	Other infectious diseases.....	1	—	—	1	—	—	—	—	—	—	—	—	—	—	—	—	—	—
II.—General diseases not included in Class I.																			
		1,579	44	9	7	4	5	15	18	25	20	35	39	148	283	331	367	229	—
	Cancer and other malignant tumors.....	1,057	—	2	2	1	—	3	3	3	5	12	25	86	213	230	285	187	—
43	Of the buccal cavity.....	36	—	—	—	—	—	—	—	1	—	—	—	1	5	11	9	9	—
44	Of the stomach, liver.....	426	—	—	—	—	—	2	—	—	—	1	5	25	75	98	136	84	—
45	Of the peritoneum, intestines, rectum.....	147	—	—	—	—	—	1	—	1	—	3	4	15	22	30	36	35	—
46	Of the female genital organs.....	194	—	—	—	—	—	—	—	—	—	5	10	23	58	35	45	18	—
47	Of the breast.....	90	—	—	—	—	—	—	—	1	—	1	3	12	24	21	17	11	—
48	Of the skin.....	24	—	—	—	—	—	—	—	—	—	—	—	—	4	9	11	—	—
49	Of other or unspecified organs.....	140	—	2	2	1	—	3	2	3	2	3	10	29	31	33	19	—	—
50	Tumors, benign and unqualified (tumors of the female genital organs excepted).....	7	—	—	—	—	—	2	—	—	—	—	—	—	2	1	1	1	—
51	Acute rheumatic fever.....	27	1	—	—	1	—	1	4	5	1	1	1	1	—	3	4	4	—
52	Chronic rheumatism, osteoarthritis, gout.....	19	—	—	—	—	—	—	—	—	—	1	—	2	3	4	3	6	—
53	Scurvy.....	2	—	1	—	—	—	—	—	—	—	—	—	—	—	—	—	—	—
54	Pellagra.....	6	—	—	—	—	—	—	—	—	—	1	—	2	1	—	1	—	—
56	Rickets.....	13	7	3	2	—	—	1	—	—	—	—	—	—	—	—	—	—	—
57	Diabetes mellitus.....	189	1	1	1	1	—	2	4	9	6	6	4	17	25	48	41	23	—
58a	Pernicious anemia.....	47	—	—	—	1	1	1	1	1	1	—	—	2	7	18	12	3	—
58b	Other anemias and chlorosis.....	2	—	—	—	—	—	1	—	1	—	—	—	—	—	—	—	—	—
60a	Exophthalmic goiter.....	56	—	—	—	—	—	1	2	3	3	3	6	12	15	9	2	—	—
60b	Other diseases of the thyroid gland.....	3	—	1	—	—	—	1	—	—	—	—	—	—	—	—	—	—	—
61	Diseases of the parathyroid glands.....	2	2	—	—	—	—	—	—	—	—	—	—	—	—	—	—	—	—
62	Diseases of the thymus gland.....	18	17	—	—	—	—	1	—	—	—	—	—	—	—	—	—	—	—
63	Diseases of the adrenals (Addison's disease).....	4	—	—	—	—	—	—	—	—	—	—	1	3	—	—	—	—	—
64	Diseases of the spleen.....	3	—	—	1	—	—	1	2	3	—	—	1	1	—	—	—	—	—
65a	Leukemia.....	19	1	—	1	—	1	1	1	1	2	—	—	3	1	—	3	—	—
65b	Hodgkin's disease.....	9	—	1	—	—	—	1	1	1	—	2	—	—	2	1	—	—	—
66	Alcoholism (acute or chronic).....	66	—	—	—	—	—	—	1	1	1	4	4	26	13	9	6	1	—
67b	Other chronic mineral poisoning.....	1	—	—	—	—	—	—	—	—	—	—	—	1	—	—	—	—	—
68	Chronic poisoning by organic substances.....	1	—	—	—	—	—	—	—	—	—	—	—	—	—	1	—	—	—
69	Other general diseases.....	28	15	—	1	1	1	1	1	—	—	3	—	—	1	—	2	2	—
III.—Diseases of the nervous system and of the organs of special sense.																			
		1,602	58	13	10	9	9	17	17	23	25	29	34	106	153	268	368	463	—
70	Encephalitis.....	24	—	—	—	2	1	3	3	3	—	1	1	4	3	3	—	—	—
71a	Simple meningitis.....	54	14	6	5	2	4	2	3	3	4	1	3	3	4	—	—	—	—
71b	Nonepidemic cerebrospinal meningitis.....	13	5	3	2	2	—	—	—	—	—	—	1	—	—	—	—	—	—
72	Tabes dorsalis (locomotor ataxia).....	17	—	—	—	—	—	—	—	—	—	—	—	3	4	5	4	1	—
73	Other diseases of the spinal cord.....	36	—	—	—	—	—	—	2	1	1	2	2	4	1	8	5	12	—
74a	Cerebral hemorrhage.....	979	1	—	—	—	—	2	1	5	4	9	46	100	185	291	335	—	—
74b	Cerebral embolism and thrombosis.....	15	—	—	—	—	—	1	—	—	1	2	1	2	2	4	3	1	—
75	Paralysis without specified cause.....	195	—	—	—	—	—	—	1	3	1	1	5	13	33	43	96	—	—
76	General paralysis of the insane.....	60	—	—	—	—	—	—	1	1	5	4	24	11	7	6	2	—	—
77	Other forms of mental alienation.....	24	—	—	—	—	—	—	1	3	2	7	5	3	4	7	1	3	—
78	Epilepsy.....	45	1	—	—	2	1	3	6	3	7	5	6	4	5	—	—	2	—
79	Convulsions (nonpuerperal; 5 years and over).....	3	—	—	—	—	—	2	—	—	—	—	1	—	—	—	—	—	—
80	Infantile convulsions (under 5 years).....	33	29	1	—	3	—	—	—	—	—	—	—	—	—	—	—	—	—
81	Chorea.....	3	—	—	—	—	1	1	—	—	—	—	—	—	—	—	—	—	—
82	Neuralgia and neuritis.....	8	—	—	—	—	—	—	—	1	—	—	—	2	—	1	2	2	—
83	Softening of the brain.....	4	—	—	—	—	—	—	—	—	—	—	—	—	—	—	—	—	—
84	Other diseases of the nervous system.....	51	1	—	1	—	1	4	—	2	1	2	5	5	9	6	9	5	—
85	Diseases of the eye and annexa.....	1	—	—	—	—	—	—	—	—	—	—	—	—	—	—	—	—	—
86a	Diseases of the ear.....	19	7	2	2	—	—	1	2	1	2	1	—	—	—	1	—	1	—
86b	Diseases of the mastoid process.....	18	—	1	—	—	—	3	4	2	2	3	1	—	—	2	—	—	—

CAUSES OF DEATH, BY AGE

303

TABLE 8.—DEATHS (EXCLUSIVE OF STILLBIRTHS) FROM EACH CAUSE, BY AGE, IN THE REGISTRATION AREA AND EACH REGISTRATION STATE: 1928—Continued

List No.	CAUSE OF DEATH	All deaths	Under 1 year	1 year	2 years	3 years	4 years	5 to 9 years	10 to 14 years	15 to 19 years	20 to 24 years	25 to 29 years	30 to 34 years	35 to 44 years	45 to 54 years	55 to 64 years	65 to 74 years	75 years and over	Age unknown
WEST VIRGINIA—Continued																			
	IV.—Diseases of the circulatory system	2,154	5	3	2	5	1	15	22	23	27	25	55	137	255	377	569	633	
87	Pericarditis	10	1										1	1	3		1	3	
88	Endocarditis and myocarditis (acute)	53	2		1	3		2	4	4	8	9	5	14	3	2	1	1	
89	Angina pectoris	125											2	5	23	36	35	24	
90	Other diseases of the heart	1,778	2	3	1	1	1	13	18	19	18	15	46	109	214	310	486	522	
91a	Aneurysm	10											1		3	1	2	1	
91b,c	Other diseases of the arteries	141												2	6	18	40	75	
92	Embolism and thrombosis (not cerebral)	18												4	2	6	3	3	
93	Diseases of the veins	8												1	1	3		3	
94	Diseases of the lymphatic system	3				1					1					1			
95	Hemorrhage without specified cause	1															1		
96	Other diseases of the circulatory system	2																2	
	V.—Diseases of the respiratory system	1,387	335	90	44	28	17	33	23	18	28	36	28	92	88	114	172	241	
97a	Diseases of the nasal fossae	2	1								1			1				1	
97b	Diseases of the nasal fossae annexe	7						1	1		1	2	1	1					
98	Diseases of the larynx	5													1	1		2	
99a	Acute bronchitis	13	3		1			1						1	1	1	4	2	
99b	Chronic bronchitis	21	1	1											1	3	5	9	
99c,d	Bronchitis (unspecified)	12	2														2	8	
100a	Broncho-pneumonia	518	220	54	27	15	7	11	8	1	1	6	4	15	13	26	34	70	
100b	Capillary bronchitis	3	2		1														
101a	Lobar pneumonia	496	61	24	5	6	4	9	12	11	17	22	16	61	45	52	79	72	
101b	Pneumonia (unspecified)	193	43	10	9	5	4	8	1	3	5	3	5	7	12	16	25	37	
102	Pleurisy	21			1			1	1	1	1	1		4	3	3	3	2	
103	Congestion and hemorrhagic infarct of the lung	41	1			1		2		1			1		1	2	7	25	
104	Gangrene of the lung	3									1		1						
105	Asthma	41		1		1	1							2	5	10	12	8	
106	Pulmonary emphysema	1								1									
107	Other diseases of the respiratory system (tuberculosis excepted)	10	1								1			1	5		1	1	
	VI.—Diseases of the digestive system	1,781	640	243	74	25	15	50	36	49	38	45	61	119	112	92	91	91	
108	Diseases of the mouth and annexe	12	1					1		1	1		2	3			2	1	
109b	Other diseases of the pharynx, tonsils	72	3	2	5	2	5	8	5	11	7	4	6	3	3	1	3	1	
110	Diseases of the esophagus	3																	
111a	Ulcer of the stomach	48								1	1	2	4	8	10	8	9	5	
111b	Ulcer of the duodenum	29	1							1	1	1	3	6	5	5	3	3	
112	Other diseases of the stomach (cancer excepted)	37	2		1			1			1	2	2	4	7	4	6	7	
113	Diarrhea and enteritis (under 2 years)	852	614	238															
114	Diarrhea and enteritis (2 years and over)	163			59	20	6	13	2	2			2	3	5	5	19	27	
115	Ankylostomiasis	1						1											
116	Diseases due to other intestinal parasites	4			1	1								1					
117	Appendicitis and typhlitis	214			3	1	2	13	24	28	13	18	18	35	24	18	9	3	
118a	Hernia	46	3		1						2	1	2	4	8	12	6	7	
118b	Intestinal obstruction	108	15	2	3			5	1	3	8	9	9	14	10	9	9	11	
119	Other diseases of the intestines	12	1			1		1					1	2	3		3	3	
120	Acute yellow atrophy of the liver	5										1				2	1	1	
122	Cirrhosis of the liver	68						1				1	2	8	16	12	13	15	
123	Biliary calculi	38							1	1	1	3	1	9	10	7	4	2	
124	Other diseases of the liver	52		1	1	1	1	1	1	1	1	3	5	15	6	5	5	5	
125	Diseases of the pancreas	4													2	1	1		
126	Peritonitis without specified cause	13							1		2		4	1	3	2			
	VII.—Nonvenereal diseases of the genito-urinary system and annexe	1,451	5	4	1	3		6	6	5	26	17	24	126	161	263	372	432	
128	Acute nephritis (including unspecified under 10 years)	37	3	3	1	2		5		3	4	2	5	3	4	2			
129	Chronic nephritis (including unspecified 10 years and over)	1,266							5	2	13	9	15	88	145	243	354	392	
131	Other diseases of the kidneys and annexe	20	2	1		1		1			1	1		5	1	4	2	1	
132	Calculi of the urinary passages	5												1			2	1	
133	Diseases of the bladder	7							1								1	5	
134	Diseases of the urethra, etc.	4											1		1		1		
135	Diseases of the prostate	52													1	9	11	31	
136	Nonvenereal diseases of the male genital organs	1															1		
137	Cysts, other benign tumors of the ovary	5									1			1	1			2	
138	Salpingitis and pelvic abscess (female)	16								6	1	2	2	6	1				
139	Benign tumors of the uterus	32								1	2	2		17	7	3			
141	Other diseases of the female genital organs	6														2			
	VIII.—The puerperal state	246							1	46	45	46	36	67	5				
143	Accidents of pregnancy	16								3	1	4	3	4	1				
144	Puerperal hemorrhage	27								4	7	4	3	7	2				
145	Other accidents of labor	32								4	3	8	4	13					
146	Puerperal septicemia	84								14	20	17	18	14	1				
147	Puerperal phlegmasia alba dolens, embolus, etc.	14								2	3	1	2	6					
148	Puerperal albuminuria and convulsions	71																	
149	Following childbirth (undefined)	2							1	19	10	12	6	22	1				

MORTALITY STATISTICS

TABLE 8.—DEATHS (EXCLUSIVE OF STILLBIRTHS) FROM EACH CAUSE, BY AGE, IN THE REGISTRATION AREA AND EACH REGISTRATION STATE: 1928—Continued

List No.	CAUSE OF DEATH	All deaths	Under 1 year	1 year	2 years	3 years	4 years	5 to 9 years	10 to 14 years	15 to 19 years	20 to 24 years	25 to 29 years	30 to 34 years	35 to 44 years	45 to 54 years	55 to 64 years	65 to 74 years	75 years and over	Age unknown
WEST VIRGINIA—Continued																			
	IX.—Diseases of the skin and of the cellular tissue.....	49	3						2	1	1	4	1		2	5	7	23	
151	Gangrene.....	28	2									1			1	2	4	18	
152	Furuncle.....	2										1					1		
153	Acute abscess.....	9	1						2		1	2			1			2	
154	Other diseases of the skin and annexa.....	10								1			1			3	2	3	
	X.—Diseases of the bones and of the organs of locomotion.....	29	1		4			7	6		1	1		1	3	1	3	1	
155	Diseases of the bones (tuberculosis excepted).....	24	1		3			6	5		1	1		1	3	1	1	1	
156	Diseases of the joints (tuberculosis and rheumatism excepted).....	4			1			1	1								1		
158	Other diseases of the organs of locomotion.....	1															1		
	XI.—Malformations.....	305	275	12	2	3	4	5	3	1									
159a	Congenital hydrocephalus.....	27	19	3		2	1	1	1										
159b	Congenital malformations of the heart.....	196	179	6	1	1	3	4	2										
159c	Other congenital malformations.....	82	77	3	1				1										
	XII.—Early infancy.....	1,261	1,261																
160	Congenital debility, icterus, sclerema.....	68	68																
161a	Premature birth.....	946	946																
161b	Injury at birth.....	180	180																
162	Other diseases peculiar to early infancy.....	60	60																
163	Lack of care.....	7	7																
164	XIII.—Old age (senility).....	369														1	40	328	
	XIV.—External causes.....	2,182	84	36	41	27	22	103	91	182	252	240	189	329	249	141	84	112	
	Suicide.....	158							1	4	16	15	12	37	30	25	11	7	
165	By poisons (gas or corrosives excepted).....	10									3	2		3	2				
166	By corrosive substances.....	26							1	4	5	4		6	3	1	2		
167	By poisonous gas.....	2													1				
168	By hanging or strangulation.....	18								2	2	3		4	3	3	1		
169	By drowning.....	13								1		1		2	2	4	1	2	
170	By firearms.....	81							1	2	7	6	4	19	16	15	6	5	
171	By cutting or piercing instruments.....	4												2	2				
174	By other means.....	216	3					1	6	15	34	51		44	33	11	2		
197	Homicide.....	166							4	11	26	42	16	36	24	9	2		
198	By firearms.....	26								3	5	5		6	5				
199	By cutting or piercing instruments.....	24	3					1	2	3	4	2		2	2	2			
	Accidental, other, or undefined.....	1,808	81	36	41	27	22	102	84	163	202	174	161	248	186	105	71	105	
175	Poisoning by food.....	16						2	2				1	3	1				
177	Other acute poisonings (gas excepted).....	19	2	1	3		3	1	1			1	1	3	2	1			
178	Conflagration.....	21	1	1	1	4		7	1		1		1	1	1				
179	Burns (conflagration excepted).....	158	2	15	22	12	11	22	10	8	9	7	8	5	5	6	9	7	
180	Mechanical suffocation.....	70	63	1	1	1				2	1							1	
181	Absorption of irrespirable, irritating, or poisonous gas.....	12	1																
182	Drowning.....	114		6		2		11	18	24	11	15	6	8	8	3	1	1	
183	Traumatism by firearms (except in war).....	55		1	2		1	8	10	15	4		3	4	1	4	1	1	
184	Traumatism by cutting or piercing instruments.....	13	1					2	2	2		1		1	2	2			
185	Traumatism by fall.....	173	2	3	3		2	3	7	6	4	6	8	10	12	16	22	69	
186a	Traumatism in mines.....	562							1	47	106	91	78	116	83	26	4		
186b	Traumatism in quarries.....	6								1	1	2	1		1				
187	Traumatism by machines.....	23		1					2	1	4		6	4	4		1		
188a	Railroad accidents.....	125	1					6	3	10	8	9	16	23	22	14	7	6	
	Collision with automobiles.....	16	1						1	2	2	1	3	3	2	1			
	Other railroad accidents.....	109						6	2	8	6	8	13	20	20	13	7	6	
188b	Street-car accidents.....	12						2	1	2			1	1			3	2	
	Collision with automobiles.....	2							1	1							1		
	Other street-car accidents.....	10						2	1	1			1	1		2	2		
188c	Automobile accidents (excluding collision with railroad trains and street cars).....	283	2	3	5	6	4	28	14	29	34	27	18	48	18	24	14	9	
188d	Airplane and balloon accidents.....	3									1		1	1					
188e,f	Injuries by other vehicles.....	16				1	1	2		1	3	1	1	1	2	2	1	1	
188g	Landslide, other crushing.....	19								1	3	2	3	6	4				
189	Injuries by animals (not poisoning).....	8						1		2	1				1		1	2	
193	Excessive cold.....	12	2							1	1		2	3	2		1		
194	Excessive heat.....	10									1	1	1	1	1	1	2	3	
195	Lightning.....	2								1				1					
196	Other accidental electric shocks.....	16							2	2	3	5	2	1	1				
201	Fracture (cause not specified).....	2	1											1					
202	Other external violence.....	68	3	3	3			5	11	6	3	5	3	6	13	4	1	2	
	XV.—Ill-defined diseases.....	41	3		1			1	2	3	1	4	3	8	6		7	2	
204	Sudden death.....	18	1		1			1	1	1	1	1	1	2	1		5	2	
205a	Ill-defined.....	9							1	1			1	1	2		2		
205b	Not specified or unknown.....	14	2							1		2	1	4	4				

305

List No.	CAUSE OF DEATH	All deaths	Under 1 year	1 year	2 years	3 years	4 years	5 to 9 years	10 to 14 years	15 to 19 years	20 to 24 years	25 to 29 years	30 to 34 years	35 to 44 years	45 to 54 years	55 to 64 years	65 to 74 years	75 years and over	Age unknown
	WISCONSIN																		
	All causes.....	31,788	3,526	434	226	158	140	472	446	697	757	816	895	2,283	3,038	4,280	6,319	7,290	11,711
	I.—Epidemic, endemic, and infectious diseases.....	3,893	327	143	67	53	46	146	118	252	253	280	263	511	397	309	325	402	1,000
1	Typhoid and paratyphoid fever.....	24		1				3	5	2	1	2		5	4	1			
5	Malaria.....	2											1			1			
6	Smallpox.....	2	1						1										
7	Measles.....	12	4	3		1		2	1										
8	Scarlet fever.....	75	1	4	6	10	7	22	5	4	5	5	2	1	2	1			
9	Whooping cough.....	79	49	21	4	1	2	2											
10	Diphtheria.....	98	4	7	4	14	11	32	10	4	2	1	3	1	1	1	2		1
11a	Influenza (with pulmonary complications).....	896	101	44	17	6	4	16	19	35	23	28	38	94	81	66	137	187	
11b	Influenza (other and unspecified).....	451	52	21	10	1	5	19	14	21	11	16	12	14	26	23	49	157	
13	Mumps.....	4	2			1						1							
15	Cholera nostras.....	2																	
16	Dysentery.....	22	10			2				1		1				2	2	2	4
19	Spirochetal hemorrhagic jaundice.....	4	1						1										1
21	Erysipelas.....	90	24	2	2			2		1	1	1	4	10	7	13	12	12	
22	Acute anterior poliomyelitis.....	15	1		2			5	3	1					1				
23	Lethargic encephalitis.....	47	2	2	1		2	2	6		6	4	1	7	2	9	2		
24	Meningococcus meningitis.....	112	18	7	5	1	5	15	7	16	12	8	4	8	4	2			
25	Other epidemic and endemic diseases.....	1	1																
28	Rabies.....	1																	
29	Tetanus.....	30	3		1	3	1	1	5	4	1	1	4	2	3	1			
30	Mycoses.....	15	1						2				1	3	2	5	1		
31	Tuberculosis (all forms).....	1,704	26	30	15	13	4	23	43	146	185	204	180	332	218	148	105	32	
32	Of the respiratory system.....	1,463	9	7	8	3	1	7	29	132	164	187	170	301	193	129	93	30	
33	Of the meninges, central nervous system.....	95	14	19	5	7		10	7	8	5	6	3	7	2	1	1		
34	Of the intestines, peritoneum.....	58	1	1		1	1	2	2	3	9	4	4	7	10	7	6		
35	Of the vertebral column.....	25	1				1		2		1	4	1	6	4	3	1	1	
36	Of the joints.....	7						1							1	4	1		
37a	Of other organs.....	22			1	1	1	1	1	1	1	1	1	6	4	2	3	1	
37b	Disseminated (acute).....	30	1	3	2	1	1	2	2	3									

2

MORTALITY STATISTICS

TABLE 8.—DEATHS (EXCLUSIVE OF STILLBIRTHS) FROM EACH CAUSE, BY AGE, IN THE REGISTRATION AREA AND EACH REGISTRATION STATE: 1928—Continued

List No.	CAUSE OF DEATH	All deaths	Under 1 year	1 year	2 years	3 years	4 years	5 to 9 years	10 to 14 years	15 to 19 years	20 to 24 years	25 to 29 years	30 to 34 years	35 to 44 years	45 to 54 years	55 to 64 years	65 to 74 years	75 years and over	Age unknown
WISCONSIN—Continued																			
III.—Diseases of the nervous system and of the organs of special sense—Continued.																			
82	Neuralgia and neuritis.....	5														1	1	3	
83	Softening of the brain.....	15															6	9	
84	Other diseases of the nervous system.....	155	1	1	2	1	2	9	1	2	4	2	12	17	26	28	26	21	
85	Diseases of the eye and annexe.....	3	1														1	1	
86a	Diseases of the ear.....	45	8	4	2	2		5	2	3	2		1	4	6	4	2	1	
86b	Diseases of the mastoid process.....	31	1		1	1		2	2	2	2	2	3	5	3	2	4	1	
IV.—Diseases of the circulatory system.....																			
		6,468	42	3	6	1	6	21	46	37	44	54	80	268	512	1,013	1,829	2,505	1
87	Pericarditis.....	13			1								1		2	1	5	3	
88	Endocarditis and myocarditis (acute).....	257	19	1	2		4	4	10	8	10	15	22	41	22	32	35	32	
89	Angina pectoris.....	365								1	1	1	1	17	46	86	125	87	
90	Other diseases of the heart.....	5,125	12	1	1	1	2	17	34	28	32	35	51	184	397	807	1,489	2,033	1
91a	Aneurysm.....	46							1			1	2	3	7	11	16	5	
91b,c	Other diseases of the arteries.....	483												4	23	44	106	306	
92	Embolism and thrombosis (not cerebral).....	124	2						1		1	1	1	14	7	26	39	32	
93	Diseases of the veins.....	32	1									1	2	4	6	4	11	3	
94	Diseases of the lymphatic system.....	14	7	1	2										1	2		1	
95	Hemorrhage without specified cause.....	4	1											1			1	1	
96	Other diseases of the circulatory system.....	5													1		2	2	
V.—Diseases of the respiratory system.....																			
		2,926	518	106	64	25	18	39	38	50	62	53	71	184	242	290	418	746	2
97a	Diseases of the nasal fossae.....	6	3						1	1								1	
97b	Diseases of the nasal fossae annexe.....	12	1						3			1	3			1	1		
98	Diseases of the larynx.....	10		3	3	1	1				1							1	
99a	Acute bronchitis.....	62	18	2	1	2	1				1				2	2	2	31	
99b	Chronic bronchitis.....	72	2					1			1	1			5	1	3	14	
99c,d	Bronchitis (unspecified).....	55	9	2	1		1				2			2	3	2	3	28	
100a	Broncho-pneumonia.....	1,121	366	72	29	8	8	14	10	11	16	8	13	30	53	59	138	284	2
100b	Capillary bronchitis.....	20	6	3	1												1	3	
101a	Lobar pneumonia.....	1,314	93	18	24	9	3	19	22	26	35	36	52	133	162	194	224	264	
101b	Pneumonia (unspecified).....	51	9	1	3	2	2	1		2	2	2		2	5	3	4	13	
102	Pleurisy.....	77	10	4	1	3	1	2	2	7	3	4	1	4	8	12	9	6	
103	Congestion and hemorrhagic infarct of the lung.....	47														2	5	40	
104	Gangrene of the lung.....	7										1		1			4	1	
105	Asthma.....	43									1		1	2	5	7	8	19	
106	Pulmonary emphysema.....	4																4	
107	Other diseases of the respiratory system (tuberculosis excepted).....	25	1	1						2				1	5	3	4	6	
VI.—Diseases of the digestive system.....																			
		2,249	397	74	32	24	16	71	56	73	53	75	84	222	278	304	281	209	
108	Diseases of the mouth and annexe.....	17	2					1		1	2	2		1	3	1	2	2	
109a	Adenoid vegetations.....	1	1																
109b	Other diseases of the pharynx, tonsils.....	92	12	6	3	3	2	9	6	5	6	8	6	9	5	8	2	2	
110	Diseases of the esophagus.....	3									1				1	1			
111a	Ulcer of the stomach.....	134									2	4	12	27	30	26	23	10	
111b	Ulcer of the duodenum.....	48	1								1	1	6	14	4	16	5		
112	Other diseases of the stomach (cancer excepted).....	67	22	5	3							1		1	2	8	5	20	
113	Diarrhea and enteritis (under 2 years).....	358	308	50															
114	Diarrhea and enteritis (2 years and over).....	105			18	11	5	8	1	2	5	2	1	3	6	10	12	21	
116	Diseases due to other intestinal parasites.....	2																	
117	Appendicitis and typhilitis.....	463	1	5	5	4	5	42	42	51	25	33	33	77	56	52	24	8	
118a	Hernia.....	102	6	1						1	1			4	17	23	26	22	
118b	Intestinal obstruction.....	197	33	5		3	2	4	2	4	4	3	6	16	28	26	31	30	
119	Other diseases of the intestines.....	33	5						2	1			1	4	3	4	5	8	
120	Acute yellow atrophy of the liver.....	15						1		2	1	1	1	3	3		1	2	
121	Hydatid tumor of the liver.....	1																	
122	Cirrhosis of the liver.....	265								1	2		1	26	55	60	78	41	
123	Biliary calculi.....	196										8	7	23	42	48	39	29	
124	Other diseases of the liver.....	95	1			3		1	1	2	1	8	2	7	21	18	19	11	
125	Diseases of the pancreas.....	15										1	2	2	1	2	6	1	
126	Peritonitis without specified cause.....	40	5	2	3		1	4	1	4	2	2	5	5	1		3	2	
VII.—Nonvenereal diseases of the genito-urinary system and annexe.....																			
		2,563	9	6	1	1	4	10	11	16	24	44	48	160	264	410	748	806	1
128	Acute nephritis (including unspecified under 10 years).....	62	3	2		1	2	2	2	7	3	3		9	6	6	9	5	
129	Chronic nephritis (including unspecified 10 years and over).....	2,075			1			6	8	12	10	28	32	109	203	367	620	678	1
131	Other diseases of the kidneys and annexe.....	66	5	3			2	2	1		1	1	4	3	10	4	18	12	
132	Calculi of the urinary passages.....	21												1	4	5	4	5	
133	Diseases of the bladder.....	29		1							2				1	1	9	17	
134	Diseases of the urethra, etc.....	7												2		3	1	1	
135	Diseases of the prostate.....	179											1	1	6	13	76	82	
136	Nonvenereal diseases of the male genital organs.....	1	1																
137	Cysts, other benign tumors of the ovary.....	26								1	4	3	1	4	4	4	2	3	
138	Salpingitis and pelvic abscess (female).....	29								1	2	5	5	12	4				
139	Benign tumors of the uterus.....	46											2	13	21	4	3	3	
140	Nonpuerperal uterine hemorrhage.....	2												1	1				
141	Other diseases of the female genital organs.....	20												5	4	3	6		

CAUSES OF DEATH, BY AGE

307

TABLE 8.—DEATHS (EXCLUSIVE OF STILLBIRTHS) FROM EACH CAUSE, BY AGE, IN THE REGISTRATION AREA AND EACH REGISTRATION STATE: 1928—Continued

List No.	CAUSE OF DEATH	All deaths	Under 1 year	1 year	2 years	3 years	4 years	5 to 9 years	10 to 14 years	15 to 19 years	20 to 24 years	25 to 29 years	30 to 34 years	35 to 44 years	45 to 54 years	55 to 64 years	65 to 74 years	75 years and over	Age unknown
WISCONSIN—Continued																			
	VIII.—The puerperal state.....	333								26	62	66	78	97	4				
143	Accidents of pregnancy.....	33								1	5	5	8	14					
144	Puerperal hemorrhage.....	51								1	4	9	14	23					
145	Other accidents of labor.....	43								8	9	7	10	9					
146	Puerperal septicemia.....	103								5	29	25	21	22	1				
147	Puerperal phlegmasia alba dolens, embolus, etc.....	25								2	4	4	8	6	1				
148	Puerperal albuminuria and convulsions.....	77								9	11	15	17	23	2				
149	Following childbirth (undefined).....	1										1							
	IX.—Diseases of the skin and of the cellular tissue.....	72	9	1				1		2	2	2	4	6	4	3	8	30	
151	Gangrene.....	34								1				1	2	1	3	26	
152	Furuncle.....	11	2							1				3	1		1		
153	Acute abscess.....	13	4	1				1				1	2	1		1	1	1	
154	Other diseases of the skin and anna.....	14	3								2			1	1	1	3	1	
	X.—Diseases of the bones and of the organs of locomotion.....	35	1	1	1			6	4	3	2	1	2	1	3	5	4	1	
155	Diseases of the bones (tuberculosis excepted).....	27	1	1	1			5	4	2	2	1	1		2	4	3		
156	Diseases of the joints (tuberculosis and rheumatism excepted).....	7						1		1			1	1	1	1		1	
158	Other diseases of the organs of locomotion.....	1															1		
	XI.—Malformations.....	392	355	10	4	1	4	8	6	1	1	1		1					
159a	Congenital hydrocephalus.....	54	44	6				2	1	1									
159b	Congenital malformations of the heart.....	181	161	2	3	1	1	6	5		1			1					
159c	Other congenital malformations.....	157	150	2	1		3					1							
	XII.—Early infancy.....	1,614	1,614																
160	Congenital debility, icterus, sclerema.....	122	122																
161a	Premature birth.....	1,076	1,076																
161b	Injury at birth.....	299	299																
162	Other diseases peculiar to early infancy.....	117	117																
164	XIII.—Old age (senility).....	418														2	22	394	
	XIV.—External causes.....	2,615	51	53	28	32	31	94	96	153	166	159	136	342	358	316	280	318	2
	Suicide.....	404							1	7	14	23	19	80	110	77	49	24	
165	By poisons (gas or corrosives excepted).....	18								1	2	1		4	2	4	4		
166	By corrosive substances.....	28										4		4	15	4	1		
167	By poisonous gas.....	47								1	3	7	5	10	11	7	2	1	
168	By hanging or strangulation.....	143								2	3	5	7	30	42	19	19	16	
169	By drowning.....	30						1			1	1	4	4	10	6	3		
170	By firearms.....	96								3	4	3	3	21	19	26	13	4	
171	By cutting or piercing instruments.....	29										2		6	5	8	6	2	
172	By jumping from high places.....	5									1				2	1		1	
173	By crushing.....	2												1	1				
174	By other means.....	6													3	2	1		
197	Homicide.....	61	4					1		4	7	9	8	13	6	5	3		1
198	By firearms.....	32	1					1		3	1	6	4	8	3	3	2		
199	By cutting or piercing instruments.....	8										1	2	3	1				1
	By other means.....	21								1	6	2	2	2	2	2	1		
	Accidental, other, or undefined.....	2,150	47	53	28	32	31	93	95	142	145	127	109	249	242	234	228	294	1
175	Poisoning by food.....	10	1		2		1		1	1	1			1		1			
176	Poisoning by venomous animals.....	2		1												1			
177	Other acute poisonings (gas excepted).....	15		5	2	2							1	2	1	1	1		
178	Conflagration.....	36	5	2	1	2	2		3	2	3			4	5	4		1	
179	Burns (conflagration excepted).....	106	4	10	10	7	4	12	2	1	5	7	5	9	5	8	10	7	
180	Mechanical suffocation.....	28	16	1			1		1	1	3			2	2	1			
181	Absorption of irrespirable, irritating, or poisonous gas.....	51	1	1	1	1		1	2	3	2	3	2	7	9	5	4	9	
182	Drowning.....	240	1	15	4	2		4	19	37	39	12	10	31	24	7	10	6	
183	Traumatism by firearms (except in war).....	50					1	7	6	13	2	4	5	5	5		2		
184	Traumatism by cutting or piercing instruments.....	18						1			1	1	1	6	2	1	3	2	
185	Traumatism by fall.....	420	2	4	1	2	2	4	3	2	7	5	15	23	33	46	68	203	
186a	Traumatism in mines.....	6									1	2	3						
186b	Traumatism in quarries.....	3									2				1				
187	Traumatism by machines.....	68			3		3	1	3	7	2	5	11	13	12	7	7	1	
188a	Railroad accidents.....	175			1		3	2	16	17	17	21	36	29	21	7	4		1
	Collision with automobiles.....	65			1			1	14	9	6	9	11	9	3	2	2		
188b	Other railroad accidents.....	110					3	1	2	8	11	12	25	20	18	5	4		1
	Street-car accidents.....	34		1		2	1	1	3	2	1	2	5	5	4	3	4		
	Collision with automobiles.....	13			1			3	1	3	1	1	2	3	1	1			
188c	Other street-car accidents.....	21		1		1	1		1	1			2	4	3	3	4		
	Automobile accidents (excluding collision with railroad trains and street cars).....	620	5	5	2	10	13	35	28	49	56	44	25	62	70	91	82	43	
188d	Airplane and balloon accidents.....	10								1	3	3	1	1			1		
188e,f	Injuries by other vehicles.....	38		2	1			2	2	3	6	1	3	6		7	3		
188g	Landslide, other crushing.....	10							1		2	1	3						
189	Injuries by animals (not poisoning).....	39					1	2	1	1	1	1	3	3	6	7	8	5	
193	Excessive cold.....	9											1	1	1	2	4		
194	Excessive heat.....	12	3		1									2				2	
195	Lightning.....	5						1	1				1				1		
196	Other accidental electric shocks.....	16									2	6	2						
201	Fracture (cause not specified).....	9												5		1		2	
202	Other external violence.....	120	9	6	3		1	1	6	4	7	8	4	24	20	8	14	5	

MORTALITY STATISTICS

TABLE 8.—DEATHS (EXCLUSIVE OF STILLBIRTHS) FROM EACH CAUSE, BY AGE, IN THE REGISTRATION AREA AND EACH REGISTRATION STATE: 1928—Continued

List No.	CAUSE OF DEATH	All deaths	Under 1 year	1 year	2 years	3 years	4 years	5 to 9 years	10 to 14 years	15 to 19 years	20 to 24 years	25 to 29 years	30 to 34 years	35 to 44 years	45 to 54 years	55 to 64 years	65 to 74 years	75 years and over	Age unknown
WISCONSIN—Continued																			
	XV.—Ill-defined diseases.....	83	39	4		1		1	2				1	1	6	14	9	5	
204	Sudden death.....	12	6												2	1	2	1	
205a	Ill-defined.....	18	3	4		1								1	1	5	3		
205b	Not specified or unknown.....	53	30					1	2				1		3	8	4	4	
WYOMING																			
	All causes.....	2,155	305	57	30	30	14	82	47	64	91	77	76	222	198	250	294	309	9
	I.—Epidemic, endemic, and infectious diseases.....	403	60	26	9	11	4	27	8	17	22	19	12	55	38	37	26	31	1
1	Typhoid and paratyphoid fever.....	8						1		2	1		1	1	2				
7	Measles.....	8	3	2	1			1					1						
8	Scarlet fever.....	11			1		1	5	1		2	1							
9	Whooping cough.....	34	18	9	3	2		1	1										
10	Diphtheria.....	14	1	2				8	2		1								
11a	Influenza (with pulmonary complications).....	109	16	6	1	4		1		7		2	3	15	14	12	10	18	
11b	Influenza (other and unspecified).....	66	10	2	1	2		2	1	2	2	3	2	11	4	8	6	10	
16	Dysentery.....	5	3	1		1													
21	Erysipelas.....	8	4	1												2	1		
23	Lethargic encephalitis.....	6						1				1			1			1	
24	Meningococcus meningitis.....	13			1	1	1	4	1		1			1		3			
25	Other epidemic and endemic diseases.....	20	1							1	1				3	2	7	1	
	Tuberculosis (all forms).....	84	3	3	1	1	2	3	2	4	10	9	4	20	12	7	2	1	
31	Of the respiratory system.....	64		1	1		1	1	1	2	10	8	3	18	11	6	1		
32	Of the meninges, central nervous system.....	10	3	1		1		2		1		1	1						
33	Of the intestines, peritoneum.....	6					1		1					1	1	1	1		
34	Of the vertebral column.....	1								1									
35	Of the joints.....	1																1	
37a	Disseminated (acute).....	1		1															
37b	Disseminated (chronic or unspecified).....	1												1					
38	Syphilis.....	5	1							1	1			2					1
40	Gonococcus infection.....	9								1	2	3	1	1		1			
41	Purulent infection, septicemia.....	3									1				2				
	II.—General diseases not included in Class I.....	199	4			1	1	3	3	2	4	2	6	24	35	48	46	20	
	Cancer and other malignant tumors.....	133							1	1	1	2	3	13	29	31	38	14	
43	Of the buccal cavity.....	8											1			1	4	2	
44	Of the stomach, liver.....	50									1		1	2	10	12	20	4	
45	Of the peritoneum, intestines, rectum.....	16												3		9	2	2	
46	Of the female genital organs.....	18										2	3		6	2	4	1	
47	Of the breast.....	7													4	2	1		
48	Of the skin.....	5													1	1	1	2	
49	Of other or unspecified organs.....	29						1	1			1		5	8	4	6	3	
51	Acute rheumatic fever.....	7				1		2				1	1			1	2		
52	Chronic rheumatism, osteoarthritis, gout.....	2																	
57	Diabetes mellitus.....	27				1			2	1	3			3	3	1	7	1	4
58a	Pernicious anemia.....	3											1			2			
58b	Other anemias and chlorosis.....	2	1															1	
60a	Exophthalmic goiter.....	4												3	1				
60b	Other diseases of the thyroid gland.....	2											1			1			
62	Diseases of the thymus gland.....	1	1																
64	Diseases of the spleen.....	1						1											
65a	Leukemia.....	2												1		1			
66	Alcoholism (acute or chronic).....	12												4	1	4	3		
69	Other general diseases.....	3	2												1				
	III.—Diseases of the nervous system and of the organs of special sense.....	190	5	1	1			3	2	2	3	5	4	10	20	34	41	59	
70	Encephalitis.....	3	1									2							
71a	Simple meningitis.....	6			1				1	2	2								
71b	Nonepidemic cerebrospinal meningitis.....	4	2					1	1							1			
72	Tabes dorsalis (locomotor ataxia).....	1																	
73	Other diseases of the spinal cord.....	4																	
74a	Cerebral hemorrhage.....	120										1	1	5	10	25	30	48	
74b	Cerebral embolism and thrombosis.....	1															1		
75	Paralysis without specified cause.....	17												1		2	7	7	
76	General paralysis of the insane.....	17											2	2	8	2	2	1	
77	Other forms of mental alienation.....	1															1		
78	Epilepsy.....	7	2	1				1				1	1		1				
79	Convulsions (nonpuerperal; 5 years and over).....	1						1											
84	Other diseases of the nervous system.....	5												1	1	3			
86a	Diseases of the ear.....	2										1				1			
86b	Diseases of the mastoid process.....	1									1								
	IV.—Diseases of the circulatory system.....	273	3		1	1		4	2	3	3	5	6	18	27	40	80	77	3
87	Pericarditis.....	3														1	1	1	
88	Endocarditis and myocarditis (acute).....	13	1			1				1				4	2		2	1	
89	Angina pectoris.....	16												3	1	3	5	3	
90	Other diseases of the heart.....	216	2		1			4	2	2	2	3	5	11	21	33	63	64	3
91a	Aneurysm.....	1											1						
91b,c	Other diseases of the arteries.....	17													1	3	7	6	
92	Embolism and thrombosis (not cerebral).....	7									1				2		2	2	

CAUSES OF DEATH, BY AGE

309

TABLE 8.—DEATHS (EXCLUSIVE OF STILLBIRTHS) FROM EACH CAUSE, BY AGE, IN THE REGISTRATION AREA AND EACH REGISTRATION STATE: 1928—Continued

List No.	CAUSE OF DEATH	All deaths	Under 1 year	1 year	2 years	3 years	4 years	5 to 9 years	10 to 14 years	15 to 19 years	20 to 24 years	25 to 29 years	30 to 34 years	35 to 44 years	45 to 54 years	55 to 64 years	65 to 74 years	75 years and over	Age unknown
WYOMING—Continued																			
	V.—Diseases of the respiratory system.....	179	36	13	6	1	2	5	5	4	10	3	5	15	20	13	15	26	---
97a	Diseases of the nasal fossae.....	1	1	---	---	---	---	---	---	---	---	---	---	---	---	---	---	---	---
97b	Diseases of the nasal fossae annexe.....	3	---	---	---	---	---	---	---	---	2	---	---	1	---	---	---	---	---
98	Diseases of the larynx.....	1	---	---	---	---	1	---	---	---	---	---	---	---	---	---	---	---	---
99a	Acute bronchitis.....	1	---	---	---	---	---	---	---	---	---	---	---	---	---	---	---	1	---
99b	Chronic bronchitis.....	3	---	---	---	---	---	---	---	---	---	---	---	---	---	---	---	2	---
100a	Broncho-pneumonia.....	67	23	7	3	1	---	2	1	---	3	---	3	1	1	3	3	14	---
100b	Capillary bronchitis.....	1	---	1	---	---	---	---	---	---	---	---	---	---	---	---	---	---	---
101a	Lobar pneumonia.....	84	9	4	2	---	1	3	3	3	5	3	1	11	13	9	9	8	---
101b	Pneumonia (unspecified).....	13	3	1	---	---	---	---	1	1	---	---	---	2	3	---	1	1	---
102	Pleurisy.....	2	---	---	1	---	---	---	---	---	---	---	---	---	---	1	---	---	---
105	Asthma.....	2	---	---	---	---	---	---	---	---	---	---	---	---	---	---	2	---	---
107	Other diseases of the respiratory system (tuberculosis excepted).....	1	---	---	---	---	---	---	---	---	---	---	1	---	---	---	---	---	---
	VI.—Diseases of the digestive system.....	192	31	10	4	7	2	13	8	8	8	9	6	29	13	17	16	10	1
108	Diseases of the mouth and annexe.....	2	---	---	---	---	---	1	---	---	1	---	---	---	---	---	---	---	---
109b	Other diseases of the pharynx, tonsils.....	7	---	---	---	1	---	1	---	---	---	1	---	1	1	---	1	---	---
111a	Ulcer of the stomach.....	14	---	---	---	---	---	---	---	---	---	---	---	6	3	4	---	1	---
112	Other diseases of the stomach (cancer excepted).....	10	4	1	---	---	---	---	---	---	---	---	---	3	1	1	---	---	---
113	Diarrhea and enteritis (under 2 years).....	30	23	7	---	---	---	---	---	---	---	---	---	---	---	---	---	---	---
114	Diarrhea and enteritis (2 years and over).....	13	---	---	4	4	---	2	---	---	---	---	---	---	---	---	2	1	---
117	Appendicitis and typhlitis.....	55	---	---	---	---	2	7	6	5	7	3	3	11	2	6	2	1	---
118a	Hernia.....	1	---	---	---	---	---	---	---	---	---	---	---	---	---	---	---	1	---
118b	Intestinal obstruction.....	23	4	2	---	---	---	1	---	2	---	2	---	5	1	1	3	2	---
119	Other diseases of the intestines.....	5	---	---	---	2	---	---	1	---	---	---	1	---	---	---	1	---	---
122	Cirrhosis of the liver.....	14	---	---	---	---	---	---	---	1	---	---	---	2	2	3	3	1	1
123	Biliary calculi.....	11	---	---	---	---	---	---	---	---	---	1	2	---	2	---	3	3	---
124	Other diseases of the liver.....	6	---	---	---	---	---	1	---	---	---	1	---	1	---	2	1	---	---
126	Peritonitis without specified cause.....	1	---	---	---	---	---	---	---	---	---	---	---	---	1	---	---	---	---
	VII.—Nonvenereal diseases of the genito-urinary system and annexe.....	141	---	---	---	---	---	2	1	2	2	3	6	13	12	27	36	37	---
128	Acute nephritis (including unspecified under 10 years).....	9	---	---	---	---	---	1	1	---	---	1	---	1	2	1	---	2	---
129	Chronic nephritis (including unspecified 10 years and over).....	107	---	---	---	---	---	1	---	1	1	2	3	8	8	25	30	28	---
131	Other diseases of the kidneys and annexe.....	4	---	---	---	---	---	---	---	---	---	---	---	2	---	1	1	---	---
135	Diseases of the prostate.....	13	---	---	---	---	---	---	---	---	---	---	---	---	1	---	5	7	---
137	Cysts, other benign tumors of the ovary.....	1	---	---	---	---	---	---	---	---	---	---	1	---	---	---	---	---	---
139	Benign tumors of the uterus.....	3	---	---	---	---	---	---	---	---	---	---	1	1	1	---	---	---	---
141	Other diseases of the female genital organs.....	4	---	---	---	---	---	---	1	1	---	---	1	1	---	---	---	---	---
	VIII.—The puerperal state.....	29	---	---	---	---	---	---	1	5	8	8	6	1	---	---	---	---	---
143	Accidents of pregnancy.....	5	---	---	---	---	---	---	---	---	1	2	1	1	---	---	---	---	---
144	Puerperal hemorrhage.....	3	---	---	---	---	---	---	---	---	---	1	1	1	---	---	---	---	---
145	Other accidents of labor.....	2	---	---	---	---	---	---	---	---	---	---	1	---	---	---	---	---	---
146	Puerperal septicemia.....	11	---	---	---	---	---	---	---	---	4	2	4	1	---	---	---	---	---
147	Puerperal phlegmasia alba dolens, embolus, etc.....	3	---	---	---	---	---	---	---	---	---	---	1	1	1	---	---	---	---
148	Puerperal albuminuria and convulsions.....	5	---	---	---	---	---	---	1	---	2	1	1	---	---	---	---	---	---
	IX.—Diseases of the skin and of the cellular tissue.....	4	1	---	---	---	---	---	1	1	---	---	---	---	---	---	---	1	---
151	Gangrene.....	2	---	---	---	---	---	---	---	1	---	---	---	---	---	---	---	---	---
153	Acute abscess.....	2	1	---	---	---	---	---	---	1	---	---	---	---	---	---	---	---	---
	X.—Diseases of the bones and of the organs of locomotion.....	1	---	---	---	---	---	---	---	---	---	---	---	---	---	---	---	1	---
158	Other diseases of the organs of locomotion.....	1	---	---	---	---	---	---	---	---	---	---	---	---	---	---	---	1	---
	XI.—Malformations.....	28	26	---	1	1	---	---	---	---	---	---	---	---	---	---	---	---	---
159a	Congenital hydrocephalus.....	1	---	---	1	---	---	---	---	---	---	---	---	---	---	---	---	---	---
159b	Congenital malformations of the heart.....	21	20	---	---	1	---	---	---	---	---	---	---	---	---	---	---	---	---
159c	Other congenital malformations.....	6	6	---	---	---	---	---	---	---	---	---	---	---	---	---	---	---	---
	XII.—Early infancy.....	125	125	---	---	---	---	---	---	---	---	---	---	---	---	---	---	---	---
160	Congenital debility, icterus, sclerema.....	17	17	---	---	---	---	---	---	---	---	---	---	---	---	---	---	---	---
161a	Premature birth.....	81	81	---	---	---	---	---	---	---	---	---	---	---	---	---	---	---	---
161b	Injury at birth.....	16	16	---	---	---	---	---	---	---	---	---	---	---	---	---	---	---	---
162	Other diseases peculiar to early infancy.....	11	11	---	---	---	---	---	---	---	---	---	---	---	---	---	---	---	---
164	XIII.—Old age (senility).....	36	---	---	---	---	---	---	---	---	---	---	---	---	---	---	9	27	---
	XIV.—External causes.....	310	4	4	6	6	5	24	17	23	33	22	23	49	30	28	21	11	4
	Suicide.....	39	---	---	---	---	---	---	---	3	5	5	3	10	4	3	6	---	---
165	By poisons (gas or corrosives excepted).....	4	---	---	---	---	---	---	---	1	1	---	---	1	1	---	---	---	---
166	By corrosive substances.....	8	---	---	---	---	---	---	---	1	---	1	1	3	---	1	1	---	---
167	By poisonous gas.....	1	---	---	---	---	---	---	---	---	1	---	---	---	---	---	---	---	---
168	By hanging or strangulation.....	5	---	---	---	---	---	---	---	---	1	1	---	---	---	---	1	---	---
170	By firearms.....	16	---	---	---	---	---	---	---	1	1	2	2	5	1	1	3	---	---
171	By cutting or piercing instruments.....	4	---	---	---	---	---	---	---	---	1	1	---	---	1	---	1	---	---
173	By crushing.....	1	---	---	---	---	---	---	---	---	---	---	---	1	---	---	---	---	---

MORTALITY STATISTICS

TABLE 8.—DEATHS (EXCLUSIVE OF STILLBIRTHS) FROM EACH CAUSE, BY AGE, IN THE REGISTRATION AREA AND EACH REGISTRATION STATE: 1928—Continued

List No.	CAUSE OF DEATH	All deaths	Under 1 year	1 year	2 years	3 years	4 years	5 to 9 years	10 to 14 years	15 to 19 years	20 to 24 years	25 to 29 years	30 to 34 years	35 to 44 years	45 to 54 years	55 to 64 years	65 to 74 years	75 years and over	Age unknown
WYOMING—Continued																			
XIV.—External causes—Continued.																			
	Homicide.....	18									2	2	5	5	3		1		
197	By firearms.....	15									2	1	5	3	3		1		
198	By cutting or piercing instruments.....	2												2					
199	By other means.....	1										1							
	Accidental, other, or undefined.....	253	4	4	6	6	5	24	17	20	26	15	15	34	23	25	14	11	4
175	Poisoning by food.....	4								1	1					1			
176	Poisoning by venomous animals.....	1						1											
177	Other acute poisonings (gas excepted).....	7		1	2					1		1		1		1			
178	Conflagration.....	12			1	3	1	4	1					1		1			
179	Burns (conflagration excepted).....	18	1				1	3		1	1	1	1	4	2		2	1	
180	Mechanical suffocation.....	2	1						1										
181	Absorption of irrespirable, irritating, or poisonous gas.....	5									2	1	1					1	
182	Drowning.....	25		2	1		1	6	6	2	3	2			1	1		1	
183	Traumatism by firearms (except in war).....	16						3	3	6	2			2					
184	Traumatism by cutting or piercing instruments.....	1								1									
185	Traumatism by fall.....	19	1	1				1	1	1				2	2	1	2	6	
186a	Traumatism in mines.....	25								2	1		2	6	7	7			
186b	Traumatism in quarries.....	1											1						
187	Traumatism by machines.....	5								1				1	2	1			
188a	Railroad accidents.....	16				1				2		2	2	5	3				3
	Collision with automobiles.....	1													1				
	Other railroad accidents.....	15				1				2			2	5	2				3
188c	Automobile accidents (excluding collision with railroad trains and street cars).....	59				1	2	3	4	5	7	5	6	8	5	6	5	2	
188d	Airplane and balloon accidents.....	5								1	1	2	1			1			
188e,f	Injuries by other vehicles.....	4								1						3			
189	Injuries by animals (not poisoning).....	3						1						1		1			
190	Wounds of war.....	1												1					
193	Excessive cold.....	4										1	1						
195	Lightning.....	4								1			1		1		1		1
196	Other accidental electric shocks.....	1										1							
201	Fracture (cause not specified).....	4												1			3		
202	Other external violence.....	10	1		2			2	1	1	2					1			
	XV.—Ill-defined diseases.....	45	10	3	2	2		1	1	1		1		3	2	6	4	9	
204	Sudden death.....	5	1						1					2		1			
205a	Ill-defined.....	9	1											1		4		3	
205b	Not specified or unknown.....	31	8	3	2	2		1		1		1			2	1	4	6	

CAUSES OF DEATH, BY AGE

311

TABLE 9.—DEATHS (EXCLUSIVE OF STILLBIRTHS) FROM IMPORTANT CAUSES, BY AGE, IN LARGE CITIES: 1928

[Numbers after causes of death correspond to those of the 1920 revision of the detailed International List. Cities of 100,000 population or more on Jan. 1, 1920, are included, and those with a minimum of 25,000 colored population on that date, are shown by color]

AREA AND CAUSE OF DEATH	All deaths	Under 1 year	1 year	2 years	3 years	4 years	5 to 9 years	10 to 14 years	15 to 19 years	20 to 24 years	25 to 29 years	30 to 34 years	35 to 44 years	45 to 54 years	55 to 64 years	65 to 74 years	75 years and over	Age unknown
BIRMINGHAM, ALA. (WHITE), all causes	1,829	259	46	14	12	15	44	31	52	67	76	67	155	206	257	271	256	1
Typhoid and paratyphoid fever (1)	7								1	2		1	3					
Measles (7)	11	2	2	2	1	1	2				1							
Scarlet fever (8)	1							1										
Whooping cough (9)	4		1	1	1													
Diphtheria (10)	7	2	2	1	1		1											
Influenza (11)	101	11	4	1			3	4	3	2	3	6	6	9	14	9	25	
Meningococcus meningitis (24)	4						1	1		1								
Tuberculosis of the respiratory system (31)	51		1				1	1	3	5	7	4	10	11	3	5	1	
Other forms of tuberculosis (32-37)	13	4	2				1		2	1	1			1	2			
Cancer and other malignant tumors (43-49)	122						2		1	1	3	4	18	24	23	33	13	
Diabetes mellitus (57)	26							2	1				2	5	5	7	1	
Cerebral hemorrhage and softening (74, 83)	102												1	12	22	43	24	
Other [organic] diseases of the heart (90)	179							1		3	4	1	4	12	35	59	57	
Bronchitis (99)	4																	
Broncho-pneumonia (100)	44	13	2	1	3			1	1	2	2		2	1	3	1	7	
Pneumonia (101)	131	6	4			3	4	2	4	6	3	4	16	21	15	16	27	
Diarrhea and enteritis (113, 114)	64	39	16	1	3	1	1								1	1	1	
Appendicitis and typhilitis (117)	50				1	2	4	6	2	5	4	1	5	6	6	4	3	
Hernia, intestinal obstruction (118)	22	1		1			1				1	1	4	1	4	2	2	
Cirrhosis of the liver (122)	11																	
Nephritis (128, 129)	101						1			1	4	4	4	12	26	4	23	
Diseases of the female genital organs (137-141)	9										1	3	3		1		1	
Puerperal septicemia (146)	11								1	3	2	1	3	1				
Other puerperal causes (143-145, 147-150)	27								2	6	8	4	7					
Suicide (165-174)	30								1	4	4	2	6	4	7	1	1	
Homicide (197-200)	14		1						1	2	2	3	1	1	1			
Automobile accidents ¹ (188c)	48						7	2	5	9	3	2	5	4	5	2	4	
Automobile and railroad-train collision (part 188a)	6	1							1			2	2					
Automobile and street-car collision (part 188b)	4								2				1	1				
Other external causes (inclusions, see Table 5)	89	4	1	1	2		7	6	7	4	7	6	5	7	12	8	12	
All other causes	536	175	10	5		6	9	4	14	10	15	14	45	70	62	46	50	1
BIRMINGHAM, ALA. (COLORED), all causes	2,053	295	40	21	14	2	39	27	96	175	157	142	281	357	226	111	67	3
Typhoid and paratyphoid fever (1)	10						1			5		1	1		1			
Measles (7)	7	1	2	1			2			1								
Scarlet fever (8)	7																	
Whooping cough (9)	21	14	4	2	1													
Diphtheria (10)	2							1										
Influenza (11)	93	7	4		1		5	2	6	9	4	9	18	12	6	8	2	
Meningococcus meningitis (24)	4	1											2					
Tuberculosis of the respiratory system (31)	188	1	1	2			3	4	26	48	28	22	35	15	3			
Other forms of tuberculosis (32-37)	30	1	4	1	2		3		3	4	3	2	4					
Cancer and other malignant tumors (43-49)	52								1	1	3	2	14	19	8	3	1	
Diabetes mellitus (57)	13									2			7	3				
Cerebral hemorrhage and softening (74, 83)	122									2	3	2	9	45	40	14	7	
Other [organic] diseases of the heart (90)	218						1	2	4	2	7	7	22	53	55	33	32	
Bronchitis (99)	5								1		1		1		1			
Broncho-pneumonia (100)	53	30	2	4			3			1	2		2	2	4	3		
Pneumonia (101)	176	17	6	4			3	4	12	20	25	12	23	29	15	4	2	1
Diarrhea and enteritis (113, 114)	37	21	8		2		1	1		2	1							
Appendicitis and typhilitis (117)	21							1	4	4	1	2	1	5	3			
Hernia, intestinal obstruction (118)	14	1								2		1	2	4	3			
Cirrhosis of the liver (122)	11									2			2	5	2			
Nephritis (128, 129)	117				1					6	6	3	16	40	27	11	7	
Diseases of the female genital organs (137-141)	20									1	1	4	12	2				
Puerperal septicemia (146)	17								5	5	4	2	1					
Other puerperal causes (143-145, 147-150)	16							1	5	6	2	1						
Suicide (165-174)	4							1	1					2				
Homicide (197-200)	110							1	10	21	22	20	22	10	1	2		1
Automobile accidents ¹ (188c)	15							1		4			4	4	1	1		
Automobile and railroad-train collision (part 188a)	1												1					
Automobile and street-car collision (part 188b)	76	5			4	2	8	1	6	4	8	9	9	11	5	2	1	1
Other external causes (inclusions, see Table 5)	600	196	9	5	3		10	6	12	26	34	41	81	88	48	27	14	
LOS ANGELES, CALIF. (WHITE), all causes	12,860	1,089	183	103	82	55	212	119	257	377	457	437	1,259	1,614	2,090	2,324	2,201	1
Typhoid and paratyphoid fever (1)	22						1	1	2	2	2	1	7	4	2			
Measles (7)	6	1	1				1											
Scarlet fever (8)	7						5					1						
Whooping cough (9)	95	54	25	7	5	2	2											
Diphtheria (10)	76	4	8	9	9	5	29	4		2			1	2				
Influenza (11)	361	24	16	9	5	4	13	5	10	5	14	21	35	40	36	55	69	
Meningococcus meningitis (24)	31	3	1	1		1	3		3	5	3		2	4				
Tuberculosis of the respiratory system (31)	1,070	10	12	9	6	5	14	17	78	145	149	106	200	146	93	59	21	
Other forms of tuberculosis (32-37)	149	15	14	10	10	6	13	2	6	6	10	6	17	14	11	7	2	
Cancer and other malignant tumors (43-49)	1,357	2	2		2	1	3	3	4	4	19	20	128	274	366	350	179	
Diabetes mellitus (57)	213						2	2	5	4	2	4	13	28	55	63	35	
Cerebral hemorrhage and softening (74, 83)	822	2				1		1	1		5	5	43	77	169	227	291	
Other [organic] diseases of the heart (90)	2,032	2					7	7	11	9	21	30	106	222	380	551	684	
Bronchitis (99)	65	15	5	2	2	1	1			2	1			3	5	9	19	
Broncho-pneumonia (100)	464	148	30	15	8	2	9	3	4	8	5	10	27	21	27	52	95	
Pneumonia (101)	394	23	13	6	4	1	5	4	11	11	11	11	19	51	60	62	60	
Diarrhea and enteritis (113, 114)	168	107	20	7	1	1	4	2	1			1	3	7	4	7	3	
Appendicitis and typhilitis (117)	185		1			4	10	11	16	14	16	10	34	25	24	16	4	
Hernia, intestinal obstruction (118)	153	12	1	1	1	1	2	1	3	4	5	6	29	20	30	20	17	
Cirrhosis of the liver (122)	110									1	2	1	13	17	38	30	8	
Nephritis (128, 129)	1,013	2	1		1		2	3	4	9	7	9	71	116	243	301	244	
Diseases of the female genital organs (137-141)	84									4	6	14	24	27	6			
Puerperal septicemia (146)	51								9	10	14	8	9	1				
Other puerperal causes (143-145, 147-150)	58								4	14	7	21	12					
Suicide (165-174)	273							2	6	17	25	25	44	70	51	29	4	
Homicide (197-200)	55	1	1					2	7	8	3	19	4	9	1			
Automobile accidents ¹ (188c)	313			3	4	2	20	9	19	20	19	15	50	44	42	27	39	
Automobile and railroad-train collision (part 188a)	9									1	3	1	2	2				
Automobile and street-car collision (part 188b)	9									2	1	1	3	1	1			
Other external causes (inclusions, see Table 5)	493	18	7	3	9	6	11	5	26	27	36	25	69	60	48	54	98	
All other causes	2,722	646	25	21	14	10	54	33	30	44	64	74	257	332	389	400	329	

¹ Excludes collision with railroad trains and street cars.

MORTALITY STATISTICS

TABLE 9.—DEATHS (EXCLUSIVE OF STILLBIRTHS) FROM IMPORTANT CAUSES, BY AGE, IN LARGE CITIES:
1928—Continued

(See note at head of this table, p. 311)

AREA AND CAUSE OF DEATH	All deaths	Under 1 year	1 year	2 years	3 years	4 years	5 to 9 years	10 to 14 years	15 to 19 years	20 to 24 years	25 to 29 years	30 to 34 years	35 to 44 years	45 to 54 years	55 to 64 years	65 to 74 years	75 years and over	Age unknown
LOS ANGELES, CALIF. (COLORED), all causes.	798	69	17	9	7	5	19	14	19	28	69	55	136	139	108	61	43	
Typhoid and paratyphoid fever (1)	2												1	1				
Measles (7)																		
Scarlet fever (8)																		
Whooping cough (9)	6	3	1	1	1													
Diphtheria (10)	4					1	1	1										
Influenza (11)	20	1	1	1					1	1	2	1	8	1	2	1		
Meningococcus meningitis (24)	1																	
Tuberculosis of the respiratory system (31)	139		2		1		1	3	8	12	30	18	25	23	10	5	1	
Other forms of tuberculosis (32-37)	23		2	1		1	2	2		2	2	5	2	4				
Cancer and other malignant tumors (43-49)	43				1							1	8	10	11	7	5	
Diabetes mellitus (57)	10						1				1		1	3	1	1	1	
Cerebral hemorrhage and softening (74, 83)	35							1	1		1	1	1	12	12	4	3	
Other [organic] diseases of the heart (90)	89						2	1	1	1	2	4	15	20	14	17	12	
Bronchitis (99)	4	2											1	1				
Broncho-pneumonia (100)	25	15	2						2			1	1		4			
Pneumonia (101)	38	4	1	1			2		1	2		3	7	4	5	5	3	
Diarrhea and enteritis (113, 114)	11	6	2											1	2			
Appendicitis and typhilitis (117)	14							1	1	1	3		2	3	2		1	
Hernia, intestinal obstruction (118)	16	1					1				1	2	6	2	3			
Cirrhosis of the liver (122)	2										1					1		
Nephritis (128, 129)	69	1								1	1	1	11	16	18	12	8	
Diseases of the female genital organs (137-141)	7										2	1	2	2				
Puerperal septicemia (146)	3									1	1	1						
Other puerperal causes (143-145, 147-150)	3											2		1				
Suicide (165-174)	17							1	2	3	3	2	4	1	2	1	1	
Homicide (197-200)	17	1						1	1	5	1	5	2	4	1	1	1	
Automobile accidents ¹ (188c)	24				1	2			2		1	1	4	6	4	1	2	
Automobile and railroad-train collision (part 188a)																		
Automobile and street-car collision (part 188b)																		
Other external causes (inclusions, see Table 5)	33	1	4	1	1	1	3	3		3	8	2	10	1	2	1		
All other causes	143	34	2	3	3	1	4	2	2	4	8	8	21	25	16	5	5	
OAKLAND, CALIF., all causes.	3,174	214	26	25	17	15	51	35	68	75	87	90	279	451	498	641	602	
Typhoid and paratyphoid fever (1)	3						1			1			1					
Measles (7)	1	1																
Scarlet fever (8)	7					1	3			1	1		1					
Whooping cough (9)	5	2	1	1	1													
Diphtheria (10)	28	1	3	9	2	4	7	3	5	2	4	1	5	20	9	10	12	
Influenza (11)	80	3			1		4	3				2	5					
Meningococcus meningitis (24)	4						3											
Tuberculosis of the respiratory system (31)	127	1	2				2	9	13	12	11	21	27	18	8	3		
Other forms of tuberculosis (32-37)	33	3	2	4	1	1		2	4	5		3	5	1	1	1		
Cancer and other malignant tumors (43-49)	334						1	1		1	6	32	72	85	85	52		
Diabetes mellitus (57)	58						1	2	1			5	16	8	14	11		
Cerebral hemorrhage and softening (74, 83)	278	1					1	1	1	1		10	24	48	99	92		
Other [organic] diseases of the heart (90)	629						1	5	7	4	7	3	24	66	126	172	214	
Bronchitis (99)	16												1	2	2	10		
Broncho-pneumonia (100)	119	17	5		3		4	4	3	1	2	6	11	15	18	24		
Pneumonia (101)	103	7		3		2	6		2	4	6	3	12	15	12	15	16	
Diarrhea and enteritis (113, 114)	24	14		1									4		2	3		
Appendicitis and typhilitis (117)	40	1			3	2		1	3	3	3	3	8	4	5	2	2	
Hernia, intestinal obstruction (118)	37	1		2				1			3	1	2	6	11	7	2	
Cirrhosis of the liver (122)	23												1	6	3	12	1	
Nephritis (128, 129)	191		1			1		2		3	4	3	18	23	31	63	42	
Diseases of the female genital organs (137-141)	17											1	8	6	1	1		
Puerperal septicemia (146)	10										3	4	1					
Other puerperal causes (143-145, 147-150)	19								1	3	6	7	2					
Suicide (165-174)	92								2	4	14	9	17	20	17	5	4	
Homicide (197-200)	18	1								4	4	1	6	1	1	1		
Automobile accidents ¹ (188c)	72						3	1	4	5	3	3	13	12	7	12	9	
Automobile and railroad-train collision (part 188a)	8									2			3	1	2			
Automobile and street-car collision (part 188b)	1						1											
Other external causes (inclusions, see Table 5)	143	2	3	1		2	3	2	10	7	6	7	18	23	21	14	24	
All other causes	654	161	7	4	6	2	12	7	12	13	7	16	60	92	77	98	80	
SAN FRANCISCO, CALIF., all causes.	8,268	372	55	32	32	21	71	62	100	253	270	270	907	1,322	1,663	1,524	1,314	
Typhoid and paratyphoid fever (1)	20				1				1	1	3	3	4	5	2			
Measles (7)	1				1													
Scarlet fever (8)	5			1	1				1				1					
Whooping cough (9)	12	7	2	1	2													
Diphtheria (10)	20	1				3	10	1				2	1	1				
Influenza (11)	130	7	5	2	1	1	2		7	6	9	8	23	16	16	11	16	
Meningococcus meningitis (24)	23	1	1	2		1		2	4	4	2	4	1	1				
Tuberculosis of the respiratory system (31)	564	2	6		4		2	4	21	71	62	54	115	115	76	24	8	
Other forms of tuberculosis (32-37)	72	3	4	4	2	1	4	4	6	6	6	3	9	8	9	1	2	
Cancer and other malignant tumors (43-49)	1,032	1		1	2		2		2	3	10	15	106	215	314	235	126	
Diabetes mellitus (57)	135		1				1	1	1	2	2	1	7	19	42	38	20	
Cerebral hemorrhage and softening (74, 83)	514						1	1	1	2	7	8	21	83	131	143	117	
Other [organic] diseases of the heart (90)	1,591						5	7	7	11	8	21	68	191	329	429	515	
Bronchitis (99)	19		1	1	2										2	6	6	
Broncho-pneumonia (100)	275	53	14	4	1	4		3	2	4	8	7	19	24	35	44	53	
Pneumonia (101)	245	15	6	2		2	4	4	6	10	13	3	42	41	39	26	33	
Diarrhea and enteritis (113, 114)	23	10	2			1				2	2		2		2	2		
Appendicitis and typhilitis (117)	117		1		3	1	6	5	7	14	4	16	17	23	13	5	2	
Hernia, intestinal obstruction (118)	85	3		1						2	3	6	11	11	19	21	7	
Cirrhosis of the liver (122)	149									1	3	3	28	50	38	20	5	
Nephritis (128, 129)	877	1					1	3	5	17	11	17	82	156	219	225	140	
Diseases of the female genital organs (137-141)	39								1	1	3	3	16	6	6	1	2	
Puerperal septicemia (146)	17									8	6	2	1					
Other puerperal causes (143-145, 147-150)	28									5	5	8	10					
Suicide (165-174)	245								3	22	24	21	51	54	39	21	10	
Homicide (197-200)	34							1		2	9	7	10	2	3			
Automobile accidents ¹ (188c)	138	1		2	3	1	9	8	4	8	5	4	14	29	22	21	7	
Automobile and railroad-train collision (part 188a)	1											1						
Automobile and street-car collision (part 188b)	6												1	2		2		
Other external causes (inclusions, see Table 5)	355	5	2	3	3	1	5	3	6	24	17	16	66	68	53	36	47	
All other causes	1,496	261	10	8	4	5	20	15	14	27	47	36	182	201	254	214	198	

¹ Excludes collision with railroad trains and street cars.

CAUSES OF DEATH, BY AGE

313

TABLE 9.—DEATHS (EXCLUSIVE OF STILLBIRTHS) FROM IMPORTANT CAUSES, BY AGE, IN LARGE CITIES:
1928—Continued

[See note at head of this table, p. 311]

AREA AND CAUSE OF DEATH	All deaths	Under 1 year	1 year	2 years	3 years	4 years	5 to 9 years	10 to 14 years	15 to 19 years	20 to 24 years	25 to 29 years	30 to 34 years	35 to 44 years	45 to 54 years	55 to 64 years	65 to 74 years	75 years and over	Are unknown
DENVER, COLO., all causes	4,684	483	74	39	27	20	81	79	104	146	167	201	468	529	657	879	729	1
Typhoid and paratyphoid fever (1)	8								1		1		2	2		2		
Measles (7)	2		2															
Scarlet fever (8)	3			1			1		1									
Whooping cough (9)	14	11	2			1												
Diphtheria (10)	12	2	1	3	1		3											
Influenza (11)	357	30	18	5	6	2	7		5	9	5	1	35	39		59	64	
Meningococcus meningitis (24)	69	8	1	2	3		9		16	11	3	2	1	6	3	1		
Tuberculosis of the respiratory system (31)	380							2	21	40	63	59	104	50	23	17	1	
Other forms of tuberculosis (32-37)	37	6	3	3	1		3		5	5	1		5	3	1	1		
Cancer and other malignant tumors (43-49)	397			1					4	1	4	6	35	68	126	109	43	
Diabetes mellitus (57)	84		1						4	5		3	2	8	12	21	19	9
Cerebral hemorrhage and softening (74, 83)	268																	
Other [organic] diseases of the heart (90)	585			1		1	1	11	6	5	3	2	2	5	24	53	93	86
Bronchitis (99)	14	2																
Broncho-pneumonia (100)	152	40	16	4	1		2	1	1	1	2	3	7	6	12	27	28	1
Pneumonia (101)	259	8	5	2	4	6	11	2	2	4	5	9	24	47	35	53	42	
Diarrhea and enteritis (113, 114)	78	53	8	2	1	1	2		1	1		1	1	1	2	3	2	
Appendicitis and typhilitis (117)	96			1	1		8	5	5	5	9	3	23	16	11	7	2	
Hernia, intestinal obstruction (118)	43	1									4	3	8	11	5	5	6	
Cirrhosis of the liver (122)	17																	
Nephritis (128, 129)	310	1	1	2	1			3	6	4	2	3	21	33	57	102	74	
Diseases of the female genital organs (137-141)	36										2	4	6	9	9	4	2	
Puerperal septicemia (146)	27								5	12	2	3	4	1				
Other puerperal causes (143-145, 147-150)	38									7	9	11	10	1				
Suicide (165-174)	80								1	5	8	11	13	18	12	9	3	
Homicide (197-200)	16	1		1	1				2	2	2	1	5	1				
Automobile accidents (188c)	55		1		1		6	4	2	2	2	3	9	7	5	7	4	
Automobile and railroad-train collision (part 188a)	1																	
Automobile and street-car collision (part 188b)																		
Other external causes (inclusions, see Table 5)	165	5	5	4	1	1	11	9	5	9	6	11	15	15	16	23	29	
All other causes	1,081	315	10	7	5	5	17	18	14	25	24	27	85	99	123	153	154	
BRIDGEPORT, CONN., all causes	1,721	183	36	23	17	11	35	34	35	41	49	34	171	249	283	298	220	2
Typhoid and paratyphoid fever (1)	1													1				
Measles (7)	9	2	3	2		1										1		
Scarlet fever (8)	2					2												
Whooping cough (9)	19	12	4	2	1													
Diphtheria (10)	25	1	3	2	4	3	8	3										
Influenza (11)	32	2	2		1	1		2		1			7	4	4	6	2	
Meningococcus meningitis (24)	3			1			1		1									
Tuberculosis of the respiratory system (31)	91						1		3	12	9	4	24	16	12	10		
Other forms of tuberculosis (32-37)	14	2		1	1		1	2	2		1	1	1	2				
Cancer and other malignant tumors (43-49)	170							2		1		3	18	34	53	41	18	
Diabetes mellitus (57)	24												1	8	7	7	1	
Cerebral hemorrhage and softening (74, 83)	126	1	1						1		1		4	16	32	35	35	
Other [organic] diseases of the heart (90)	315						2	2	5		3	3	21	44	64	89	81	1
Bronchitis (99)	5		1									1						
Broncho-pneumonia (100)	58	19	6	2	1			1				1	1	6	4	11	5	
Pneumonia (101)	87	5	3	4		1	3	2	5	2		4	12	13	13	11	8	1
Diarrhea and enteritis (113, 114)	15	13							1						1			
Appendicitis and typhilitis (117)	25				1		3	2	1	2	4	1	1	5	2	3		
Hernia, intestinal obstruction (118)	17	1							1		1		4	1	4	2	3	
Cirrhosis of the liver (122)	10																	
Nephritis (128, 129)	113	1					1	2			2		10	11	29	30	27	
Diseases of the female genital organs (137-141)	6								1		1				3			
Puerperal septicemia (146)	5								1		2		1					
Other puerperal causes (143-145, 147-150)	14									2	3		5	4				
Suicide (165-174)	24									1		3	3	4	9	6	1	
Homicide (197-200)	7	1							1		2	1	1		1			
Automobile accidents (188c)	44					1	4	3	3	5	2		1	9	8	5	3	
Automobile and railroad-train collision (part 188a)																		
Automobile and street-car collision (part 188b)	2							1			1							
Other external causes (inclusions, see Table 5)	88	1	4	4	4		6	1	5	3	5	2	14	11	9	13	10	
All other causes	370	123	12	5	4	2	5	11	4	10	12	4	41	50	30	33	24	
HARTFORD, CONN., all causes	2,146	253	31	22	6	10	50	27	32	65	57	64	205	282	373	373	296	
Typhoid and paratyphoid fever (1)	2							1					1					
Measles (7)	15	2	5	3		1	4											
Scarlet fever (8)	2						1	1										
Whooping cough (9)	10	6	2	2														
Diphtheria (10)	22		1			2	15						1	2	1			
Influenza (11)	17	5	1				1			1			2	1	4	2		
Meningococcus meningitis (24)	3	2					1											
Tuberculosis of the respiratory system (31)	90		1				2	1	6	20	15	7	17	8	11	2		
Other forms of tuberculosis (32-37)	19	3	2	2			1		2	1	3	2	1	1	1	1		
Cancer and other malignant tumors (43-49)	239			1			2			1	1	1	31	49	69	55	30	
Diabetes mellitus (57)	52								1	3			3	11	10	16	8	
Cerebral hemorrhage and softening (74, 83)	120			1							1	1	3	19	26	34	35	
Other [organic] diseases of the heart (90)	399		1				1	5	4	4	3	5	25	45	84	119	103	
Bronchitis (99)	10	5							1						1	1		
Broncho-pneumonia (100)	71	24	8	1		1			1	2		2	5	9	7	11		
Pneumonia (101)	107	5	2	2				1	4	5	8	4	15	15	20	16	10	
Diarrhea and enteritis (113, 114)	30	24	3	2														
Appendicitis and typhilitis (117)	32				1	1	1	1	3	3	5	2	4	4	4	3		
Hernia, intestinal obstruction (118)	32	2																
Cirrhosis of the liver (122)	14																	
Nephritis (128, 129)	164		1					4		1		8	12	23	31	40	44	
Diseases of the female genital organs (137-141)	11								1	1	1		3	4	1	1		
Puerperal septicemia (146)	7								1									

1 Excludes collision with railroad trains and street cars.

MORTALITY STATISTICS

TABLE 9.—DEATHS (EXCLUSIVE OF STILLBIRTHS) FROM IMPORTANT CAUSES, BY AGE, IN LARGE CITIES:
1928—Continued

[See note at head of this table, p. 311]

AREA AND CAUSE OF DEATH	All deaths	Under 1 year	1 year	2 years	3 years	4 years	5 to 9 years	10 to 14 years	15 to 19 years	20 to 24 years	25 to 29 years	30 to 34 years	35 to 39 years	40 to 44 years	45 to 49 years	50 to 54 years	55 to 59 years	60 to 64 years	65 to 69 years	70 years and over	Age un- known
NEW HAVEN, CONN., all causes.....	2,204	204	47	21	24	13	42	22	40	46	50	67	186	294	398	405	345				
Typhoid and paratyphoid fever (1).....	22	5	11	3	1		2														
Measles (7).....	23	14	6	2		1															
Scarlet fever (8).....	7							1													
Whooping cough (9).....	37	7	1	1	1	2	1					2	7	1	9	3	4				
Diphtheria (10).....	4	2											1	1							
Influenza (11).....	77	2	1	1				2	7	6	10	14	18	1	6	8	2				
Meningococcus meningitis (24).....	15	3	2	1	1	1	1	1	1	1	1	1	1	1	1	1	1				
Tuberculosis of the respiratory system (31).....	237						2			1	1	2	17	57	70	58	30				
Other forms of tuberculosis (32-37).....	52												1	6	24	17	4				
Cancer and other malignant tumors (43-49).....	178								2			3	7	17	46	47	56				
Diabetes mellitus (57).....	354	1	2		2		1	2	2	4	3	13	42	82	111	87					
Cerebral hemorrhage and softening (74, 83).....	14	2																			
Other [organic] diseases of the heart (90).....	77	17	7	2	3	1	1	1	3	1	1	3	5	9	10	14					
Bronchitis (99).....	168	3	5	4	5	2	3	1	4	5	4	7	20	27	28	30	20				
Broncho-pneumonia (100).....	14	9	2										1				1				
Pneumonia (101).....	18												1	4	4	1					
Diarrhea and enteritis (113, 114).....	22												2	4	4	1	6	4			
Appendicitis and typhlitis (117).....	12												1	4	5	2					
Hernia, intestinal obstruction (118).....	159						2			2	2	8	11	21	37	40	36				
Cirrhosis of the liver (122).....	15									3		2	4	4	1	1					
Nephritis (128, 129).....	12												3								
Diseases of the female genital organs (137-141).....	12												2	4							
Puerperal septicemia (146).....	24								1	2	5	2	2	8	7	3	1	3			
Other puerperal causes (143-145, 147-150).....	3												1	1	1						
Suicide (165-174).....	49								1	5	2	1	6	12	4	3	2				
Homicide (197-200).....	3																				
Automobile accidents ¹ (188c).....	49																				
Automobile and railroad-train collision (part 188a).....	3																				
Automobile and street-car collision (part 188b).....	93	3				1	8	5	6	2	5	4	10	15	9	10	15				
Other external causes (inclusions, see Table 5).....	503	136	9	6	6		13	9	15	9	12	15	48	47	61	55	62				
All other causes.....																					
WILMINGTON, DEL., all causes.....	1,518	152	39	15	11	8	24	25	36	38	44	50	136	193	259	282	205			1	
Typhoid and paratyphoid fever (1).....	7									2	1	1					2				
Measles (7).....	2	1	1																		
Scarlet fever (8).....	2																				
Whooping cough (9).....	11	5	4	2					1												
Diphtheria (10).....	8																				
Influenza (11).....	38	5	4					1	2		1	2	5	2	2	7	6				
Meningococcus meningitis (24).....	54	1	2						5	13	8	4	11	5	2	3					
Tuberculosis of the respiratory system (31).....	8									2	1	2	10	23	36	40	8				
Other forms of tuberculosis (32-37).....	120																				
Cancer and other malignant tumors (43-49).....	28																				
Diabetes mellitus (57).....	146																				
Cerebral hemorrhage and softening (74, 83).....	241																				
Other [organic] diseases of the heart (90).....	5																				
Bronchitis (99).....	53	25	4	2	1	2	1		1	1	2	2	1	2	4	3	4				
Broncho-pneumonia (100).....	68	2	6	1	1	1	2		3	2	3	4	11	9	9	8	6				
Pneumonia (101).....	35	23	6	2									1	1	2						
Diarrhea and enteritis (113, 114).....	22																				
Appendicitis and typhlitis (117).....	13																				
Hernia, intestinal obstruction (118).....	5																				
Cirrhosis of the liver (122).....	162	1	1								3		9	22	44	32	49				
Nephritis (128, 129).....	11																				
Diseases of the female genital organs (137-141).....	11																				
Puerperal septicemia (146).....	4																				
Other puerperal causes (143-145, 147-150).....	15																				
Suicide (165-174).....	5																				
Homicide (197-200).....	49																				
Automobile accidents ¹ (188c).....	1																				
Automobile and railroad-train collision (part 188a).....	1																				
Automobile and street-car collision (part 188b).....	78	1	1	1	3		2	7	4	2		3	8	16	10	11	9				
Other external causes (inclusions, see Table 5).....	315	86	7	4	3	2	2	6	6	3	4	11	37	41	35	42	26				
All other causes.....																					
WASHINGTON, D. C. (WHITE), all causes.....	4,472	280	55	22	22	15	56	49	66	91	128	146	396	518	767	929	932				
Typhoid and paratyphoid fever (1).....	6								1		2		2								
Measles (7).....	10		4	2	1		3														
Scarlet fever (8).....	6						4	1													
Whooping cough (9).....	7	4	2	1																	
Diphtheria (10).....	26	2	3	7	5	2	3														
Influenza (11).....	48	6	2	1	1	1	1														
Meningococcus meningitis (24).....	3																				
Tuberculosis of the respiratory system (31).....	218	1							5	22	18	30	51	35	36	14	4				
Other forms of tuberculosis (32-37).....	32	1	7	3		1	4	1	2		1	2	3	5	1						
Cancer and other malignant tumors (43-49).....	497	1																			
Diabetes mellitus (57).....	91																				
Cerebral hemorrhage and softening (74, 83).....	317	1	1																		
Other [organic] diseases of the heart (90).....	893																				
Bronchitis (99).....	15	2																			
Broncho-pneumonia (100).....	119	19	6	2	2																
Pneumonia (101).....	181	5	3	3		1	5	4	2	4	6	10	22	33	35	22	26				
Diarrhea and enteritis (113, 114).....	53	25	6	2	2	2															
Appendicitis and typhlitis (117).....	49																				
Hernia, intestinal obstruction (118).....	48	1																			
Cirrhosis of the liver (122).....	23																				
Nephritis (128, 129).....	405	1																			
Diseases of the female genital organs (137-141).....	20																				
Puerperal septicemia (146).....	19																				
Other puerperal causes (143-145, 147-150).....	25																				
Suicide (165-174).....	105																				
Homicide (197-200).....	16																				
Automobile accidents ¹ (188c).....	93																				
Automobile and railroad-train collision (part 188a).....	4										</										

¹ Excludes collision with railroad trains and street cars.

CAUSES OF DEATH, BY AGE

315

TABLE 9.—DEATHS (EXCLUSIVE OF STILLBIRTHS) FROM IMPORTANT CAUSES, BY AGE, IN LARGE CITIES:
1928—Continued

[See note at head of this table, p. 311]

AREA AND CAUSE OF DEATH	All deaths	Under 1 year	1 year	2 years	3 years	4 years	5 to 9 years	10 to 14 years	15 to 19 years	20 to 24 years	25 to 29 years	30 to 34 years	35 to 39 years	40 to 44 years	45 to 49 years	50 to 54 years	55 to 59 years	60 to 64 years	65 to 69 years	70 years and over	Age unknown
WASHINGTON, D. C. (COLORED), all causes	2,767	302	63	20	20	6	29	36	87	141	156	153	406	501	419	243	185				
Typhoid and paratyphoid fever (1)	9							2	1	2	1		1		2						
Measles (7)	6	3	1									1									
Scarlet fever (8)	2						1				1										
Whooping cough (9)	15	7	5	2																	
Diphtheria (10)	20	2	6		1	1	7	1	1												
Influenza (11)	30	2	2				1		3		3	2	5	8	4						
Meningococcus meningitis (24)	2		1							1											
Tuberculosis of the respiratory system (31)	297	7	4			1	2	7	33	56	47	31	49	40	11	6	1				
Other forms of tuberculosis (32-37)	40	4	6	2	2	1	3	2	5	2	1	10	25	32	31	17	10				
Cancer and other malignant tumors (43-49)	128																				
Diabetes mellitus (57)	40							1		1		4	8	5	17	3	1				
Cerebral hemorrhage and softening (74, 83)	176								1		2	1	27	46	45	33	21				
Other [organic] diseases of the heart (90)	455		1				1	1		4	11	14	41	138	119	76	49				
Bronchitis (99)	14	6						1	1	2	1			3							
Broncho-pneumonia (100)	126	57	15	8	2	1	2	4	1	4	4	1	5	4	8	7	3				
Pneumonia (101)	154	12	6	1	1		1	3	2	16	12	9	31	25	19	9	7				
Diarrhea and enteritis (113, 114)	56	37	2	4								1	6	2	2	4	1				
Appendicitis and typhilitis (117)	33						1	1	6	4	1	3	11	2	4	3					
Hernia, intestinal obstruction (118)	46	3	3				1				6	6	2	5	11	6	2				
Cirrhosis of the liver (122)	10											1	2	3	2	1	1				
Nephritis (128, 129)	267	3					1	1	2	3	6	17	32	63	64	42	33				
Diseases of the female genital organs (137-141)	32								3	5	1	6	9	7	1						
Puerperal septicemia (146)	11								4	2	3	1	1								
Other puerperal causes (143-145, 147-150)	21								4	3	8	5	1	1							
Suicide (165-174)	9								2	1		1	2	3	3						
Homicide (197-200)	43								3	5	9	3	15	5	3						
Automobile accidents (188c)	31				1	1		3	1	1	2	1	5	8	4	1	3				
Automobile and railroad-train collision (part 188a)	1										1										
Other external causes (inclusions, see Table 5)	91	2	2		4	1	6	3	7	6	4	6	13	17	12	4	4				
All other causes	602	157	9	3	5		2	7	7	15	31	32	103	77	67	43	44				
ATLANTA, GA. (WHITE), all causes	2,243	246	55	22	16	21	56	27	61	80	83	91	219	271	282	373	338			2	
Typhoid and paratyphoid fever (1)	5	1				1			1				1							1	
Measles (7)	4	1	2			1															
Scarlet fever (8)	9						6	1		1											
Whooping cough (9)	7	2	2	1	1	1															
Diphtheria (10)	14	1	3	2	2	2	4		1												
Influenza (11)	110	14	2	2	1	1	4	3	8	6	2	5	4	10	8	21	19				
Meningococcus meningitis (24)	5					1					2	1									
Tuberculosis of the respiratory system (31)	98	2	2	1			1		7	12	8	11	16	14	8	12	4				
Other forms of tuberculosis (32-37)	18					2	2		1	1	4	2		3	1	2					
Cancer and other malignant tumors (43-49)	171		1	2		1	3		2	5	2	5	15	30	44	35	26				
Diabetes mellitus (57)	31					1		1						2	9	4	12				
Cerebral hemorrhage and softening (74, 83)	160										2	1	9	27	34	44	42				
Other [organic] diseases of the heart (90)	252						1	1	2	2	5	4	19	32	47	74	65				
Bronchitis (99)	9	2											1	1	1	2	2				
Broncho-pneumonia (100)	57	16	4	1	3	1	3		1	2		2	3	4	3	14					
Pneumonia (101)	106	4	3	2	1	1	4	4	7	5	7	8	12	11	9	16	12				
Diarrhea and enteritis (113, 114)	51	21	19	3	1	1	1								1	1	3				
Appendicitis and typhilitis (117)	53						3	3					11	7	7	6					
Hernia, intestinal obstruction (118)	36	2	2	1	1	1	2		2			4	1	4	5	4	3				
Cirrhosis of the liver (122)	14												2	2	5	4	2				
Nephritis (128, 129)	225						1	1			2	7	20	21	34	72	65	1			
Diseases of the female genital organs (137-141)	21								2	4		3	3	2	2						
Puerperal septicemia (146)	16							1	3	2	6	2	2	2							
Other puerperal causes (143-145, 147-150)	18								2	3	4	5	4								
Suicide (165-174)	38								3	4	4	4	11	6	6	1	3				
Homicide (197-200)	28								2	7	3	3	9	3	1						
Automobile accidents (188c)	55			1	1	2	3	5	2	6	2	4	6	9	6	5	3				
Automobile and railroad-train collision (part 188a)	1						1														
Other external causes (inclusions, see Table 5)	88	7	4		1	1	9	1	3	3	8	7	4	12	5	9	14				
All other causes	543	173	10	6	6	2	7	7	8	9	14	15	57	67	49	51	62				
ATLANTA, GA. (COLORED), all causes	2,037	279	28	22	13	9	19	34	95	162	156	145	347	344	222	93	67			2	
Typhoid and paratyphoid fever (1)	17				1		2	1	2	5	4		2								
Measles (7)	3		2	1																	
Scarlet fever (8)	1																				
Whooping cough (9)	10	2	2	2	2	1	1														
Diphtheria (10)	2		1																		
Influenza (11)	85	6	3	1			1	1	2	10	4	4	17	16	10	7	3				
Meningococcus meningitis (24)	8									1	2										
Tuberculosis of the respiratory system (31)	156				1			5	22	30	30	21	31	8	4	4					
Other forms of tuberculosis (32-37)	35			2	1		3	4	7	4	5	5	17	16	18	5	5				
Cancer and other malignant tumors (43-49)	72							1	2	2	1	1	1	5	4	1	1				
Diabetes mellitus (57)	13																				
Cerebral hemorrhage and softening (74, 83)	172							1		4	6	1	12	40	50	40	15	9			
Other [organic] diseases of the heart (90)	256										14	22	61	69	46	23	10				
Bronchitis (99)	6	1								2	1	1			2						
Broncho-pneumonia (100)	90	50	6	2	2	1	2		2	2	3	2	5	6	5		2				
Pneumonia (101)	130	15	3	4		2		2	12	14	18	12	13	17	11	6	1				
Diarrhea and enteritis (113, 114)	53	31	5	4						1	1	1	3	1	2	1	1				
Appendicitis and typhilitis (117)	29						2		6	5	4	4	5		1						
Hernia, intestinal obstruction (118)	27	2						2	1	2		1	8	4	2						
Cirrhosis of the liver (122)	7																				
Nephritis (128, 129)	190	1	1	1	1			1	2	9	7	5	39	57	39	16	11	</			

1 Excludes collision with railroad trains and street cars.

MORTALITY STATISTICS

TABLE 9.—DEATHS (EXCLUSIVE OF STILLBIRTHS) FROM IMPORTANT CAUSES, BY AGE, IN LARGE CITIES:
1928—Continued

[See note at head of this table, p. 311]

AREA AND CAUSE OF DEATH	All deaths	Under 1 year	1 year	2 years	3 years	4 years	5 to 9 years	10 to 14 years	15 to 19 years	20 to 24 years	25 to 29 years	30 to 34 years	35 to 39 years	40 to 44 years	45 to 49 years	50 to 54 years	55 to 59 years	60 to 64 years	65 to 69 years	70 years and over	Age un- known
CHICAGO, ILL. (WHITE), all causes.....	35,081	3,324	510	318	253	244	830	524	700	1,031	1,081	1,335	4,033	5,186	6,025	5,616	4,068			3	
Typhoid and paratyphoid fever (1).....	12						1	1	1	1	2	1	5								
Measles (7).....	23	4	7	5	1	2	1														
Scarlet fever (8).....	75		12	11	8	25	5	2	1			1	1								
Whooping cough (9).....	68	41	17	6	2	1															
Diphtheria (10).....	436	15	26	42	62	62	166	42	2	6	5	1	3	3							
Influenza (11).....	542	40	34	12	11	4	22	16	16	29	35	24	81	74	60	45	39				
Meningococcus meningitis (24).....	150	14	5	4	2	8	26	17	18	213	184	195	353	295	145	7	11				
Tuberculosis of the respiratory system (31).....	1,635	12	7	3		1	5	18	146	213	184	195	353	295	145	7	11				
Other forms of tuberculosis (32-37).....	264	19	23	18	16	4	27	11	14	30	27	15	31	748	980	802	346				
Cancer and other malignant tumors (43-49).....	3,338	2	2	2	3	1	8	4	8	19	25	55	393	711	232	220	91				
Diabetes mellitus (57).....	752		1		1	1	3	1	6	12	9	17	44	111	232	220	91				
Cerebral hemorrhage and softening (74, 83).....	1,543	4		1					2	9	12	7	44	111	232	220	91				
Other [organic] diseases of the heart (90).....	6,534	4	3	4	6	13	39	78	79	84	85	135	570	985	1,485	1,690	1,573				
Bronchitis (99).....	212	68	20	9	2	4	4			1	2	4	6	17	15	18	42				
Broncho-pneumonia (100).....	1,281	468	152	51	25	16	40	15	13	12	28	27	67	92	100	71	95				
Pneumonia (101).....	2,340	113	41	40	16	12	40	27	50	82	95	151	451	501	341	242	138				
Diarrhea and enteritis (113, 114).....	533	391	53	18	15	7	14	2	5	5	4	1	4	4	8	3	3				
Appendicitis and typhilitis (117).....	607	1	3	8	9	8	45	50	51	46	44	48	111	93	58	27	5				
Hernia, intestinal obstruction (118).....	354	34	10	4	1	3	2	6	3	8	11	18	43	46	77	31	31				
Cirrhosis of the liver (122).....	330	1				1				1	3	8	65	75	91	62	20				
Nephritis (128, 129).....	3,761	15	2	3	2	4	23	26	22	43	50	83	327	523	856	972	810				
Diseases of the female genital organs (137-141).....	193								4	11	19	16	83	44	7						
Puerperal septicemia (146).....	108								22	27	26	28	28	1							
Other puerperal causes (143-145, 147-150).....	172							1	14	31	31	37	57	1							
Suicide (165-174).....	547							1	23	42	46	133	138	89	52	13					
Homicide (197-200).....	316	15	3			1	2	3	17	37	49	55	79	38	13	2	2				
Automobile accidents ¹ (188c).....	819		2	5	10	21	95	49	41	51	30	32	113	119	122	83	45			1	
Automobile and railroad-train collision (part 188a).....	10								1	2			4	1	1						
Automobile and street-car collision (part 188b).....	19								3	6			1	2							
Other external causes (inclusions, see Table 5).....	1,477	15	24	20	17	20	61	38	45	70	77	102	265	279	207	141	96				
All other causes.....	6,330	2,048	67	51	42	41	177	109	118	169	178	220	675	757	727	578	373				
CHICAGO, ILL. (COLORED), all causes.....	4,482	454	136	71	28	31	71	73	172	299	397	365	843	765	400	244	133				
Typhoid and paratyphoid fever (1).....	4						1		1		2										
Measles (7).....	3		1			1			1												
Scarlet fever (8).....	3																				
Whooping cough (9).....	29	10	14	4	1	4	9	1						1	5	3	2				
Diphtheria (10).....	26	1	4	2	4	4															
Influenza (11).....	62	1	6	3					2	11	7	5	8	9	1						
Meningococcus meningitis (24).....	29	1	2	3		5	5	1	2	2	3	5	3	1	1						
Tuberculosis of the respiratory system (31).....	659	6	3	6	4	2	13	22	82	104	133	65	135	54	25	2	3				
Other forms of tuberculosis (32-37).....	139	8	17	4	3	2	6	6	17	21	15	12	18	9	37	17	6				
Cancer and other malignant tumors (43-49).....	176	1	1						1	1	5	7	46	54	37	17	6				
Diabetes mellitus (57).....	45						1	2			2	1	9	14	8	5	3				
Cerebral hemorrhage and softening (74, 83).....	163										3	9	29	42	35	32	13				
Other [organic] diseases of the heart (90).....	726					2	3	9	3	13	29	45	148	211	122	92	47				
Bronchitis (99).....	5	1	1	1	1	2									1		1				
Broncho-pneumonia (100).....	274	111	55	24	4	5	5	4	2	6	12	8	13	15	4	4	2				
Pneumonia (101).....	396	8	7	5	2	1	3	3	15	33	50	43	113	73	25	11	4				
Diarrhea and enteritis (113, 114).....	56	41	6	3		1			1	1	5	5	13	6	2	1					
Appendicitis and typhilitis (117).....	48						2	6	4	3	5	5	10	12	4	1					
Hernia, intestinal obstruction (118).....	48	2	3				1			1	5	9	3	7	4	1					
Cirrhosis of the liver (122).....	16																				
Nephritis (128, 129).....	384	1		1	1	1			3	10	15	29	69	108	76	45	25				
Diseases of the female genital organs (137-141).....	58								1	5	4	6	11	22	7						
Puerperal septicemia (146).....	25								1	5	8	6	2	3							
Other puerperal causes (143-145, 147-150).....	25								2	2	8	5	8								
Suicide (165-174).....	21						1		1	5	2	2	6	4			1				
Homicide (197-200).....	190						1	1	12	38	25	45	47	17	2	2					
Automobile accidents ¹ (188c).....	65			1	1	2	8	4	1	4	4	5	11	13	7	4					
Automobile and railroad-train collision (part 188a).....	2																				
Automobile and street-car collision (part 188b).....	142	7	2	5	5	2	7	2	6	9	14	19	29	26	4	3	2				
Other external causes (inclusions, see Table 5).....	663	256	14	7	1	1	5	10	6	24	45	38	95	82	35	21	23				
All other causes.....																					
INDIANAPOLIS, IND. (WHITE), all causes.....	4,481	358	66	37	22	25	74	43	86	125	132	154	366	536	734	920	802			1	
Typhoid and paratyphoid fever (1).....	12						4	1	1		2	1	2	1							
Measles (7).....	5			2	2		1														
Scarlet fever (8).....	4		1		1			1													
Whooping cough (9).....	10	4	3		1	1	1														
Diphtheria (10).....	21	1	1	5	3	3	5	1													
Influenza (11).....	152	7	3	6		3	3	2	3	7	1	8	18	15	15	26	35				
Meningococcus meningitis (24).....	5	1			1																
Tuberculosis of the respiratory system (31).....	187	2	2				3	1	12	20	27	23	23	33	22	12	7				
Other forms of tuberculosis (32-37).....	56	6	4	1		5	5	2	2	2	1	3	9	6	5	4	1				
Cancer and other malignant tumors (43-49).....	412					2	1	2	1	2	2	7	38	69	111	119	58			1	
Diabetes mellitus (57).....	79						1	2	1	1	5	1	5	14	16	24	9				
Cerebral hemorrhage and softening (74, 83).....	327						1	1	2	2	1	3	12	34	61	121	91				
Other [organic] diseases of the heart (90).....	772	1					1	4	6	6	4	10	22	88	170	254	205				
Bronchitis (99).....	15			1	1																
Broncho-pneumonia (100).....	184	56	17	6		1	4		1	1	3	3	6	10	14	18	44				
Pneumonia (101).....	206	15	1	4	2		3		4	13	11	7	20	27	36	36	27				
Diarrhea and enteritis (113, 114).....	86	52	16	5		1	1		7	12	8	9	10	13	6	2	1				
Appendicitis and typhilitis (117).....	77						1	4	4				2	2	1	4	2				
Hernia, intestinal obstruction (118).....	34	1		1			2		1	2	2	2	4	4	7	4	4				
Cirrhosis of the liver (122).....	26																				
Nephritis (128, 129).....	374	2		1				3	4		5	5	27	36	85	102	104				
Diseases of the female genital organs (137-141).....	27								2	3	2	5	8	6							
Puerperal septicemia (146).....	26								1	3	8	6	7	1							
Other puerperal causes (143-145, 147-150).....	26								1	5	6	7	7								
S																					

CAUSES OF DEATH, BY AGE

317

TABLE 9.—DEATHS (EXCLUSIVE OF STILLBIRTHS) FROM IMPORTANT CAUSES, BY AGE, IN LARGE CITIES:
1928—Continued

[See note at head of this table, p. 311]

AREA AND CAUSE OF DEATH	All deaths	Under 1 year	1 year	2 years	3 years	4 years	5 to 9 years	10 to 14 years	15 to 19 years	20 to 24 years	25 to 29 years	30 to 34 years	35 to 39 years	40 to 44 years	45 to 49 years	50 to 54 years	55 to 59 years	60 to 64 years	65 to 69 years	70 years and over	Age unknown
INDIANAPOLIS, IND. (COLORED), all causes	857	80	16	9	3	4	9	9	33	44	61	48	136	146	139	78	42				
Typhoid and paratyphoid fever (1)	3							1				1	1								
Measles (7)														1							
Scarlet fever (8)	1													1							
Whooping cough (9)																					
Diphtheria (10)	2	1		1																	
Influenza (11)	18	3		1	1				1		1	1	2	4	2	1	1				
Meningococcus meningitis (24)																					
Tuberculosis of the respiratory system (31)	95		3				2		13	18	22	8	15	10	1	3					
Other forms of tuberculosis (32-37)	16	2	1				1		1		3	2	2	2	1						
Cancer and other malignant tumors (43-49)	31											2	3	12	9	3	2				
Diabetes mellitus (57)	6													2	2	1	1				
Cerebral hemorrhage and softening (74, 83)	39				1				1		1		5	10	9	7	5				
Other [organic] diseases of the heart (90)	142								2	1		6	27	32	39	23	12				
Bronchitis (99)	4								1			1									
Broncho-pneumonia (100)	47	18	5	3			1	1	1		2		2	6	3	5					
Pneumonia (101)	60	4	1	1				3	3	3	6	5	10	10	8	3					
Diarrhea and enteritis (113, 114)	22	12	4	1									1	2							
Appendicitis and typhilitis (117)	9							1	1	1			3								
Hernia, intestinal obstruction (118)	6										1		1	1							
Cirrhosis of the liver (122)	12												3	2	3	2	1				
Nephritis (123, 129)	111									1	2	6	19	23	35	17					
Diseases of the female genital organs (137-141)	10								1	1		5	4								
Puerperal septicemia (146)	4								1	1	1		1								
Other puerperal causes (143-145, 147-150)	10								2	1	2	1	3	1							
Suicide (165-174)	4										1	1	3								
Homicide (197-200)	16								2		4	3	4	3							
Automobile accidents (188c)	14						2			2	5			1		4					
Automobile and railroad-train collision (part 188a)	2													1							
Automobile and street-car collision (part 188b)	2													1							
Other external causes (inclusions, see Table 5)	24	2	1	2	1	4	2	1	2	1	3	1	5	3	1	1	1	1	1	1	
All other causes	149	38	1					2	3	9	6	5	19	22	22	9	6				
DES MOINES, IOWA, all causes	1,725	144	20	5	8	5	34	17	28	39	52	55	134	208	268	346	360			2	
Typhoid and paratyphoid fever (1)	2												1	1							
Measles (7)																					
Scarlet fever (8)	5	1					3				1										
Whooping cough (9)	2	1			1																
Diphtheria (10)	1																				
Influenza (11)	76	5	6		1	1	1	2	3	2		1	6	8	7	12	21				
Meningococcus meningitis (24)	5		1				1								1						
Tuberculosis of the respiratory system (31)	86							1	4	9	14	7	21	14	4	8	2			2	
Other forms of tuberculosis (32-37)	14	1					1		1	1	1		3	2	3	1	1				
Cancer and other malignant tumors (43-49)	203									1		7	20	30	52	55	38				
Diabetes mellitus (57)	37												3	2	10	15	7				
Cerebral hemorrhage and softening (74, 83)	130							1		1			2	13	16	48	49				
Other [organic] diseases of the heart (90)	204							2	3	2	1	3	8	24	55	48	58				
Bronchitis (99)	4	1																			
Broncho-pneumonia (100)	45	10	1				1				1	3		2	1	5	21				
Pneumonia (101)	78	13	4				3	1	2	3	1	3	5	6	7	12	18				
Diarrhea and enteritis (113, 114)	13	8			1			1			1				1						
Appendicitis and typhilitis (117)	33	1					3	3	2	1	2	2	6	8	3	1					
Hernia, intestinal obstruction (118)	22						1		1		1		5	2	3	8	1				
Cirrhosis of the liver (122)	5												2	1	1						
Nephritis (123, 129)	109						1		1		1	3	5	16	14	40	28				
Diseases of the female genital organs (137-141)	18						1				1	2	4	6	1	2	1				
Puerperal septicemia (146)	1																				
Other puerperal causes (143-145, 147-150)	6									2	4										
Suicide (165-174)	31								2	2	4		3	5	6	5	3				
Homicide (197-200)	15						1		2		3		1	3	2	2	1				
Automobile accidents (188c)	25					2		4	3	1	1		2	1	2	2	3	4			
Automobile and railroad-train collision (part 188a)	6						1			1											
Automobile and street-car collision (part 188b)	3									1											
Other external causes (inclusions, see Table 5)	82	2	1	3	2	2	4	3	3	2	7	5	2	12	8	7	23				
All other causes	464	101	7	3	2	2	8	3	3	10	8	11	26	48	72	78	82				
KANSAS CITY, KANS., all causes	1,712	175	36	19	16	9	27	23	44	47	58	63	197	223	257	262	256				
Typhoid and paratyphoid fever (1)	2								1	1											
Measles (7)	3																				
Scarlet fever (8)	3																				
Whooping cough (9)	12	6	4	1	1																
Diphtheria (10)	6		1	2			1		1												
Influenza (11)	97	16	4	2	1	1	3	1	2		2	1	11	11	13	10	19				
Meningococcus meningitis (24)	12	1		1			2	2		1			1	1							
Tuberculosis of the respiratory system (31)	99	3		1			1	1	11	16	13	12	20	11	6	3	1				
Other forms of tuberculosis (32-37)	24	2	1	1			1	1	2	2	5	1	4	1							
Cancer and other malignant tumors (43-49)	144							1	1	1	3	2	16	26	39	34	21				
Diabetes mellitus (57)	38									2	1			4	10	13	8				
Cerebral hemorrhage and softening (74, 83)	126									1			3	11	15	23	34	39			
Other [organic] diseases of the heart (90)	218							1	2	1	2	5	21	34	50	53	49				
Bronchitis (99)	9	2								1	1		1								
Broncho-pneumonia (100)	66	19	2	4	1	2	2		2	1	2	7	13	15	6	9	10				
Pneumonia (101)	96	12	4	1	4	1	1	3	2	1	2	1	16	13	15	6	14				
Diarrhea and enteritis (113, 114)	39	24	9	3			1														
Appendicitis and typhilitis (117)	21							2	4	2	1		4	2	5						
Hernia, intestinal obstruction (118)	15	1						1				1	2	4	4						
Cirrhosis of the liver (122)	15												2	6	6						
Nephritis (123, 129)	170							1	1	2	2	8	16	25	32	49	34				
Diseases of the female genital organs (137-141)	11									1	1	4	2	3							
Puerperal septicemia (146)	10																				

1 Excludes collision with railroad trains and street cars.

MORTALITY STATISTICS

TABLE 9.—DEATHS (EXCLUSIVE OF STILLBIRTHS) FROM IMPORTANT CAUSES, BY AGE, IN LARGE CITIES:
1928—Continued

[See note at head of this table, p. 311]

AREA AND CAUSE OF DEATH	All deaths	Under 1 year	1 year	2 years	3 years	4 years	5 to 9 years	10 to 14 years	15 to 19 years	20 to 24 years	25 to 29 years	30 to 34 years	35 to 39 years	40 to 44 years	45 to 49 years	50 to 54 years	55 to 59 years	60 to 64 years	65 to 69 years	70 years and over	Age unknown
LOUISVILLE, KY. (WHITE), all causes.....	3,529	402	66	32	25	24	50	33	65	94	102	91	289	400	587	670	599				
Typhoid and paratyphoid fever (1).....	10								1	2	2		2	3							
Measles (7).....	14	5	4	2	1	1	1			1											
Scarlet fever (8).....	8		1	2	1	1	2			1											
Whooping cough (9).....	8	6	2																		
Diphtheria (10).....	16		4	2	2	4	3	1													
Influenza (11).....	69	10	4	2		3			2	2			9	7	7	17	4				
Meningococcus meningitis (24).....	5	4					1														
Tuberculosis of the respiratory system (31).....	152		1						8	19	15	15	27	23	25	13	6				
Other forms of tuberculosis (32-37).....	40	10	3	3		2	2	1	2	3	2	2	1	3	2	3	1				
Cancer and other malignant tumors (43-49).....	323	2						2		2	1	3	32	54	90	93	44				
Diabetes mellitus (57).....	77				1			4	1				6	8	26	24	7				
Cerebral hemorrhage and softening (74, 83).....	234	2							1	4	4	1	13	26	53	68	65				
Other [organic] diseases of the heart (90).....	552	1	1		2	1	1	1	3	4	3	7	19	71	131	165	143				
Bronchitis (99).....	18	1	1										1	1	2	4	8				
Broncho-pneumonia (100).....	151	42	15	4	5		3	1	2	1	2	1	8	13	7	20	27				
Pneumonia (101).....	174	9	5	2	1	2	5	2	6	6	7	8	22	22	26	24	27				
Diarrhea and enteritis (113, 114).....	98	69	14	4		2	2	2	1				1	1	3	1	1				
Appendicitis and typhilitis (117).....	61				1	1	4	4	6	3	3	3	10	8	14	3	1				
Hernia, intestinal obstruction (118).....	36	3			1					2	2	2	1	7	10	6	2				
Cirrhosis of the liver (122).....	23										1	1	4	4	6	3	4				
Nephritis (128, 129).....	284	1					1			3	4	8	21	30	62	81	73				
Diseases of the female genital organs (137-141).....	15								1	1	1	1	6	5	1						
Puerperal septicemia (146).....	13								1	4	2	2	4								
Other puerperal causes (143-145, 147-150).....	20								3	4	6	6	1								
Suicide (165-174).....	39								4	3	5	1	4	13	7	1	1				
Homicide (197-200).....	21								1	2	1	2	6	4	3	1	2				
Automobile accidents ¹ (188c).....	72				4	2	5	2	3	8	4	4	11	9	8	8	4				
Automobile and railroad-train collision (part 188a).....	2								2	2		1	1								
Automobile and street-car collision (part 188b).....	7								7	6	7	8	8								
Other external causes (inclusions, see Table 5).....	113	3	2	4	2		4	2	7	6	7	8	8								
All other causes.....	874	234	10	7	4	5	15	12	14	15	26	17	71	81	92	116	155				
LOUISVILLE, KY. (COLORED), all causes.....	1,108	97	20	5	5	4	12	10	20	52	57	55	170	224	175	116	86				
Typhoid and paratyphoid fever (1).....	1											1									
Measles (7).....	4						2		1												
Scarlet fever (8).....	1		1																		
Whooping cough (9).....	1						1														
Diphtheria (10).....	1						1														
Influenza (11).....	22	7	1				1					2	6	1	2	2					
Meningococcus meningitis (24).....	1						1														
Tuberculosis of the respiratory system (31).....	68	1				1		3	6	9	8	7	12	12	5	4					
Other forms of tuberculosis (32-37).....	14	2	2		2	1	1			2	2	2	2	1	1	4	5				
Cancer and other malignant tumors (43-49).....	56										1	2	9	18	18	4	5				
Diabetes mellitus (57).....	12									1	1	2	2	4	3	1					
Cerebral hemorrhage and softening (74, 83).....	76								1	3	1	5	29	18	12	7					
Other [organic] diseases of the heart (90).....	197						1	1	2	3	2	29	54	42	42	21					
Bronchitis (99).....	17				2				1	1			5	2	5	1					
Broncho-pneumonia (100).....	60	19	9	2	2					4	3	2	3	4	7	4					
Pneumonia (101).....	92	6	1			1			2	11	6	8	19	22	7	3	6				
Diarrhea and enteritis (113, 114).....	25	14	3	1			1			2	2	1	4	3							
Appendicitis and typhilitis (117).....	11								1	2	1		4	3							
Hernia, intestinal obstruction (118).....	8	1						1	1			1	1	4	2	1					
Cirrhosis of the liver (122).....	7											1	1	2	2	1					
Nephritis (128, 129).....	123								1	2	5	3	11	35	31	15	20				
Diseases of the female genital organs (137-141).....	17									2	2	2	6	3	4						
Puerperal septicemia (146).....	9								1	1	2	2	3								
Other puerperal causes (143-145, 147-150).....	3								1	1	1	1	3								
Suicide (165-174).....	5								1	9	7	11	13	5							
Homicide (197-200).....	48								2	9	7	11	13	5							
Automobile accidents ¹ (188c).....	8						2		2	1		1	1	1	3						
Automobile and railroad-train collision (part 188a).....																					
Automobile and street-car collision (part 188b).....	30						1	3	2	2	2	2	6	3	6	2	3				
Other external causes (inclusions, see Table 5).....	192	47	3	1	1		1	4	9	8	8	4	31	26	26	15	16				
All other causes.....																					
NEW ORLEANS, LA. (WHITE), all causes.....	4,923	416	81	34	31	27	66	46	98	163	173	180	457	678	857	863	746	7			
Typhoid and paratyphoid fever (1).....	16		1				1	2	3		3	1	2	2	1						
Measles (7).....	2		1	1																	
Scarlet fever (8).....	5				2		2		1												
Whooping cough (9).....	14	7	5	1	1																
Diphtheria (10).....	21	2	8	2	3	2	2	1	3	2			1								
Influenza (11).....	167	24	8	5	4	3	4	6	3	2	6	9	19	9	14	20	31				
Meningococcus meningitis (24).....	7								2				1	1							
Tuberculosis of the respiratory system (31).....	321	2							10	36	38	27	78	60	42	21	7				
Other forms of tuberculosis (32-37).....	12	1					2			4	6	14	38	87	126	93	48				
Cancer and other malignant tumors (43-49).....	424		1			1	2	2	4	6	4	14	38	87	126	93	48				
Diabetes mellitus (57).....	90				1			1	2	2	4	6	4	21	35	16	10				
Cerebral hemorrhage and softening (74, 83).....	294						1	1	1	2	4	6	28	43	66	77	66				
Other [organic] diseases of the heart (90).....	866	4	1	1	1	1	1	1	5	6	9	39	114	185	235	263					
Bronchitis (99).....	16											1	1	2	1	3	3				
Broncho-pneumonia (100).....	182	55	15	5	6	3	6		1	2	3	7	14	13	12	11	27				
Pneumonia (101).....	165	16	3	3	3	1	5	2	9	3	9	5	18	23	21	24	20				
Diarrhea and enteritis (113, 114).....	95	59	15	3	2	2	1	2	1		1		4	15	14	5	1				
Appendicitis and typhilitis (117).....	96		2			1	6	9	7	11	8	4	15	14	13	5	1				
Hernia, intestinal obstruction (118).....	53	4	1				1		1	1	4	2	8	2	13	11	5				
Cirrhosis of the liver (122).....	73							1	1		1	1	9	17	24	16	4				
Nephritis (128, 129).....	618		2	1			1	1	5	7	7	13	35	96	122	183	145				
Diseases of the female genital organs (137-141).....	24								3	3		2	6	8	10	2					
Puerperal septicemia (146).....	40								12	10	7	8	14	10	5	9					
Other puerperal causes (143-145, 147-150).....	45								10	12	8	7	14	10	5	2					
Suicide (165-174).....	72								2	7	7	7	7	12	12	14	6				
Homicide (197-200).....	36	1							2	3	7	4	7	12	12	14	6				
Automobile accidents ¹ (188c).....	79			1	1	1	6	3	4	5	6	1	7	12	12	14	6				
Automobile and railroad-train collision (part 188a).....	5								2	2				1							
Automobile and street-car collision (part 188b).....	200		8	3	5	3	10	7	16	17	10	10	20	23	21	23	23				
Other external causes (inclusions, see Table 5).....	885	238	9	8	2																

CAUSES OF DEATH, BY AGE

319

TABLE 9.—DEATHS (EXCLUSIVE OF STILLBIRTHS) FROM IMPORTANT CAUSES, BY AGE, IN LARGE CITIES:
1928—Continued

[See note at head of this table, p. 311]

AREA AND CAUSE OF DEATH	All deaths	Under 1 year	1 year	2 years	3 years	4 years	5 to 9 years	10 to 14 years	15 to 19 years	20 to 24 years	25 to 29 years	30 to 34 years	35 to 44 years	45 to 54 years	55 to 64 years	65 to 74 years	75 years and over	Age unknown
NEW ORLEANS, LA. (COLORED), all causes.....	3,319	376	73	25	15	6	48	45	138	228	208	201	543	561	429	248	166	9
Typhoid and paratyphoid fever (1).....	17						3	2	.6	2	2		2					
Measles (7).....	2	1			1													
Scarlet fever (8).....	1								1									
Whooping cough (9).....	13	8	1	2	1	1												
Diphtheria (10).....	13	1	3				5	1		1		2						
Influenza (11).....	127	30	9	2	2	1		2	4	9	7	4	18	15	12	6	6	
Meningococcus meningitis (24).....	4	1	1											1				
Tuberculosis of the respiratory system (31).....	323						2	4	44	66	52	32	69	31	14	5	3	1
Other forms of tuberculosis (32-37).....	30	1	1						4	8	4	3	6	1	1	1	1	
Cancer and other malignant tumors (43-49).....	164						1			2	3	6	37	47	41	20	5	2
Diabetes mellitus (57).....	27											1	4	6	9	4	3	
Cerebral hemorrhage and softening (74, 83).....	187	1						2	1	1	2	8	31	51	46	24	19	1
Other [organic] diseases of the heart (90).....	543	1	1				1	2	4	11	17	16	86	131	130	82	60	1
Bronchitis (99).....	13	7		2									2	1			1	
Broncho-pneumonia (100).....	153	76	21	3	2		6	2	5	3	4	4	10	5	3	5	4	
Pneumonia (101).....	190	15	6	6	3	1	3	4	12	16	11	12	28	31	26	10	6	
Diarrhea and enteritis (113, 114).....	91	58	16	2				1	1	1	1	1	4	3	2		2	
Appendicitis and typhilitis (117).....	33	1					2	1	5	7	2	2	8	2	2			1
Hernia, intestinal obstruction (118).....	37	2	1	1			1	1		4	1	3	8	6	5	3	1	
Cirrhosis of the liver (122).....	39					1					1	2	7	14	8	4	1	
Nephritis (128, 129).....	352						3		7	13	18	20	53	85	69	44	39	1
Diseases of the female genital organs (137-141).....	40											7	19	4	1			
Puerperal septicemia (146).....	29								5	8	7	5	4					
Other puerperal causes (143-145, 147-150).....	28								4	7	5	3	7	1				1
Suicide (165-174).....	10									3	1	1	1	1	2	1		
Homicide (197-200).....	78	1			1				8	17	17	17	10	5	2			
Automobile accidents ¹ (188c).....	35						9	4	1	2	3		2	8	3	3		
Automobile and railroad-train collision (part 188a).....																		
Automobile and street-car collision (part 188b).....																		
Other external causes (inclusions, see Table 5).....	119	2	7	3	3	1	4	9	8	13	7	6	17	20	10	4	4	1
All other causes.....	621	170	6	4	2	1	8	10	15	33	37	46	110	92	43	33	11	
BALTIMORE, MD. (WHITE), all causes.....	8,970	881	198	79	66	42	157	101	141	192	223	245	760	1,128	1,574	1,760	1,423	
Typhoid and paratyphoid fever (1).....	23	1			1		1	2	2	2	4		5	*	1			
Measles (7).....	54	13	24	5	6	1	5											
Scarlet fever (8).....	4		1			1	2											
Whooping cough (9).....	46	31	7	2	3	1	2											
Diphtheria (10).....	54	3	12	11	10	4	12											
Influenza (11).....	114	11	6	2	3		5	2	4	3	1	5	14	13	19	14	11	
Meningococcus meningitis (24).....	6	1		1	1				1						1			
Tuberculosis of the respiratory system (31).....	395		1				2	3	21	36	50	50	90	57	50	28	7	
Other forms of tuberculosis (32-37).....	64	5	8	1	3	3	2	5	4	5	2	2	4	8	5	5	2	
Cancer and other malignant tumors (43-49).....	1,009		1				5	2	2	12	10	14	88	197	260	292	126	
Diabetes mellitus (57).....	200				1		2	2	3		3	4	12	23	72	53	25	
Cerebral hemorrhage and softening (74, 83).....	652	2									3		19	68	169	194	197	
Other [organic] diseases of the heart (90).....	1,525	4	1	1	1	2	6	13	12	19	9	18	80	182	300	444	433	
Bronchitis (99).....	41	2	1								1		2	1	4	8	21	
Broncho-pneumonia (100).....	490	148	56	24	3	2	7	1	2	4	4	3	20	31	48	71	66	
Pneumonia (101).....	401	29	19	7	3	4	4	7	15	9	11	21	57	56	74	50	35	
Diarrhea and enteritis (113, 114).....	144	108	18	2	3	1	1				1		1	1	1	4	4	
Appendicitis and typhilitis (117).....	117		1	3	2	2	5	8	11	9	7	6	19	19	13	10	2	
Hernia, intestinal obstruction (118).....	93	10	2									3	10	14	21	23	9	
Cirrhosis of the liver (122).....	48											1	5	15	13	12	2	
Nephritis (128, 129).....	919	2					5	4	7	3	14	16	83	130	192	252	211	
Diseases of the female genital organs (137-141).....	21										1	2	4					
Puerperal septicemia (146).....	25								2	6	6	7	4		3	1	1	
Other puerperal causes (143-145, 147-150).....	50								4	10	8	11	17					
Suicide (165-174).....	118								3	9	12	9	25	25	21	11	3	
Homicide (197-200).....	34						1		3	6	5	3	10			2		
Automobile accidents ¹ (188c).....	156			1	2	3	25	11	8	13	3	3	17	14	20	23	13	
Automobile and railroad-train collision (part 188a).....	2								1	1								
Automobile and street-car collision (part 188b).....	2																	
Other external causes (inclusions, see Table 5).....	358	7	8	6	10	6	21	12	13	15	25	15	32	52	53	32	51	
All other causes.....	1,805	504	32	13	14	11	44	29	22	29	40	52	143	205	234	229	204	
BALTIMORE, MD. (COLORED), all causes.....	2,959	414	95	31	16	12	50	38	77	142	186	178	501	545	348	219	107	
Typhoid and paratyphoid fever (1).....	12						4			3	1	1	1	1	1			
Measles (7).....	12	6	3	2				1										
Scarlet fever (8).....																		
Whooping cough (9).....	38	21	12	1	2	2												
Diphtheria (10).....	8	2		1			3	1	1									
Influenza (11).....	40	3	2	1								2	9	12	4	3		
Meningococcus meningitis (24).....	2						1	1										
Tuberculosis of the respiratory system (31).....	323	4	3	4	1		6	18	32	61	53	26	63	35	14	3		
Other forms of tuberculosis (32-37).....	46	4	5	2	3	2	6	3	3	1	4		12			1		
Cancer and other malignant tumors (43-49).....	131									2	5	5	29	43	35	9	3	
Diabetes mellitus (57).....	27							1					5	13	6		1	
Cerebral hemorrhage and softening (74, 83).....	164											6	20	51	36	37	14	
Other [organic] diseases of the heart (90).....	394	1		1			3	2	1	3	12	12	66	113	91	52	37	
Bronchitis (99).....	8																	
Broncho-pneumonia (100).....	202	76	30	7	2	1	3	1	4	3	6	7	12	20	8	18	4	
Pneumonia (101).....	265	33	9	4	3		3	1	4	16	29	25	54	46	23	10	5	
Diarrhea and enteritis (113, 114).....	70	40	18	1			1				2	2	5	2			1	
Appendicitis and typhilitis (117).....	25								4	1	1	5	7	6	1			
Hernia, intestinal obstruction (118).....	31	5	2				1	1			3	2	3	6	4	2	2	
Cirrhosis of the liver (122).....	3											1	1	1	1			
Nephritis (128, 129).....	290								2	4	7	18	51	79	65	43	21	
Diseases of the female genital organs (137-141).....	13								1	3	1	3	3	2				
Puerperal septicemia (146).....	9								1	4	2		2					
Other puerperal causes (143-145, 147-150).....	24								5	3	6	5	5	2				
Suicide (165-174).....	10								2	2	2	1	2	2			1	
Homicide (197-200).....	38						1	1	1	4	6	9	14		1		1	
Automobile accidents ¹ (188c).....	29						5	1	1	3	2	5	4	4		1	2	
Automobile and railroad-train collision (part 188a).....																		
Automobile and street-car collision (part 188b).....																		
Other external causes (inclusions, see Table 5).....	108	6	3	5	1	3	10	1	5	4	13	7	19	13	7	3	3	
All other causes.....	641	211	8	2	2	4	3	5	11	20	31	37	113	95	50	37	12	

¹ Excludes collision with railroad trains and street cars.

TABLE 9.—DEATHS (EXCLUSIVE OF STILLBIRTHS) FROM IMPORTANT CAUSES, BY AGE, IN LARGE CITIES:
1928—Continued

[See note at head of this table, p. 311]

AREA AND CAUSE OF DEATH	All deaths	Under 1 year	1 year	2 years	3 years	4 years	5 to 9 years	10 to 14 years	15 to 19 years	20 to 24 years	25 to 29 years	30 to 34 years	35 to 44 years	45 to 54 years	55 to 64 years	65 to 74 years	75 years and over	Age unknown
BOSTON, MASS., all causes	11,568	1,445	237	131	87	64	195	137	182	258	290	322	973	1,456	2,089	2,133	1,569	
Typhoid and paratyphoid fever (1)	5								1					2	1	1		
Measles (7)	84	23	26	15	7	4	6			2			1					
Scarlet fever (8)	32	3	3	1	9	3	5	2		3	1		2					
Whooping cough (9)	48	27	13	4	3		1											
Diphtheria (10)	67	3	9	10	12	6	20	4	1	1			1					
Influenza (11)	67	16	1	3	1		3		3	3			5	15	4	4	4	
Meningococcus meningitis (24)	17	6	3	1			1	3		1								
Tuberculosis of the respiratory system (31)	584	10	12	5	1		3	3	43	76	49	48	118	83	83	44	6	
Other forms of tuberculosis (32-37)	83	10	10	7	6	4	3	3	6	8	4	3	6	5	6	2		
Cancer and other malignant tumors (43-49)	1,231	3	2	1	2	1	2	1	1	2	9	14	103	253	365	318	154	
Diabetes mellitus (57)	180	1							1		2	5	6	28	75	49	13	
Cerebral hemorrhage and softening (74, 83)	673	1	1				1		2	2	3	4	25	76	152	224	181	
Other [organic] diseases of the heart (90)	2,260	1	1	2	4	1	15	15	23	17	20	22	118	253	506	685	577	
Bronchitis (99)	29	8												1	2	4	14	
Broncho-pneumonia (100)	737	236	63	18	9	1	7	8	1	9	9	8	28	36	83	105	116	
Pneumonia (101)	573	53	14	6	5	4	8	11	9	9	20	22	78	90	101	93	50	
Diarrhea and enteritis (113, 114)	237	202	9	6			3	2		1	1		2	3	3	3	2	
Appendicitis and typhilitis (117)	181		7	11	5	4	14	17	17	13	12	6	15	19	25	10	6	
Hernia, intestinal obstruction (118)	120	7	2					1	2	2	4		1	17	20	25	19	
Cirrhosis of the liver (122)	65						1		1				7	17	25	10	3	
Nephritis (128, 129)	649		1			1	5	7	4	17	13	15	58	92	152	152	132	
Diseases of the female genital organs (137-141)	51								1	2	3	6	17	9	5	7	1	
Puerperal septicemia (146)	43								1	13	11	9	9					
Other puerperal causes (143-145, 147-150)	93								3	10	26	23	30	1				
Suicide (165-174)	112								3	7	10	2	23	36	16	8	7	
Homicide (197-200)	27	1							1	2	5	3	8	5	2			
Automobile accidents (188c)	138			2	3	5	18	6		3	4		8	11	23	20	10	
Automobile and railroad-train collision (part 188a)																		
Automobile and street-car collision (part 188b)																		
Other external causes (inclusions, see Table 5)	499	13	14	8	6	9	18	10	17	14	20	36	64	82	53	71	64	
All other causes	2,683	821	46	31	13	21	61	44	44	41	60	81	221	306	380	303	210	
CAMBRIDGE, MASS., all causes	1,478	147	31	13	8	13	22	13	27	26	37	54	89	161	246	314	277	
Typhoid and paratyphoid fever (1)	1											1						
Measles (7)	11	1	6			2	2											
Scarlet fever (8)																		
Whooping cough (9)	8	4	3	1														
Diphtheria (10)	9		1	3	1		1											
Influenza (11)	6									1			1	1		1	1	
Meningococcus meningitis (24)	1																	
Tuberculosis of the respiratory system (31)	108							1	9	16	22	11	18	16	11	3	1	
Other forms of tuberculosis (32-37)	4		1	1	1								1					
Cancer and other malignant tumors (43-49)	159								1			4	11	22	41	56	24	
Diabetes mellitus (57)	31												2	2	10	10	7	
Cerebral hemorrhage and softening (74, 83)	118											2	3	10	35	32	36	
Other [organic] diseases of the heart (90)	320						2	2	5	2	1	3	11	45	54	100	95	
Bronchitis (99)	9		1										1				7	
Broncho-pneumonia (100)	78	26	11	2	1	2	2		1	2		1	1	2	4	14	9	
Pneumonia (101)	72	3	2	2	1		4	3	1		3	2	12	15	9	8	7	
Diarrhea and enteritis (113, 114)	22	11	4	1		1	1	2	1				3	3	1	2	2	
Appendicitis and typhilitis (117)	15															2	2	
Hernia, intestinal obstruction (118)	11	2											1	2	3	3		
Cirrhosis of the liver (122)	6													1	2	2		
Nephritis (128, 129)	75							1					3	2	13	17	17	
Diseases of the female genital organs (137-141)	7												1	1	3	2		
Puerperal septicemia (146)	3								1		1	1						
Other puerperal causes (143-145, 147-150)	15									3		1	9	2				
Suicide (165-174)	10										1	3	2	3		1		
Homicide (197-200)	1																	
Automobile accidents (188c)	26				1	1	6	1	1	1	1	1		3	2	5	3	
Automobile and railroad-train collision (part 188a)																		
Automobile and street-car collision (part 188b)	1									1								
Other external causes (inclusions, see Table 5)	56	2	1	2	2	2	1	1	2		3	3	5	4	6	11	11	
All other causes	295	98	1	1	1	1	2	2	4	1	1	6	12	19	46	43	57	
FALL RIVER, MASS., all causes	1,417	185	35	14	9	6	35	23	33	36	33	39	104	155	259	272	179	
Typhoid and paratyphoid fever (1)	6					1		1	2	1			1					
Measles (7)	19	6	8	4			1											
Scarlet fever (8)	2		1				1											
Whooping cough (9)	3	1	1															
Diphtheria (10)	4		2	1				1										
Influenza (11)	20	2	3	1	1		1			1			2	1	4	2	2	
Meningococcus meningitis (24)																		
Tuberculosis of the respiratory system (31)	107	1	1					1	15	14	14	8	23	11	16	2	1	
Other forms of tuberculosis (32-37)	15		1	1	1	1	4			2	2		1	1				
Cancer and other malignant tumors (43-49)	138								1	2		2	14	21	48	35	15	
Diabetes mellitus (57)	28									1			3	6	6	11	1	
Cerebral hemorrhage and softening (74, 83)	89												11	25	41	22	51	
Other [organic] diseases of the heart (90)	198						2	2	2	3	1	2	7	13	49	66	51	
Bronchitis (99)	13	5													1	3	4	
Broncho-pneumonia (100)	50	24	2	2		1	1	1	2		1	1		1	7	13	9	
Pneumonia (101)	69	10	2	1			3		1	1	4	4	7	7	13	9	3	
Diarrhea and enteritis (113, 114)	33	26	4		1									1				
Appendicitis and typhilitis (117)	22					1	2	3	2	1			5	4	3			
Hernia, intestinal obstruction (118)	20	1	2										1	1	7	4	1	
Cirrhosis of the liver (122)	6																	
Nephritis (128, 129)	137	1						1	1	1	1	4	10	20	28	43	27	
Diseases of the female genital organs (137-141)	10												1	4	2	3		
Puerperal septicemia (146)	5										2	1	2					
Other puerperal causes (143-145, 147-150)	5								1	1		1	1	1	2	2	1	
Suicide (165-174)	13												2	5				
Homicide (197-200)	1	1																
Automobile accidents (188c)	24		1				6	2		1		3	2	1	3	2	3	
Automobile and railroad-train collision (part 188a)																		
Automobile and street-car collision (part 188b)																		
Other external causes (inclusions, see Table 5)	40	1	1	1			5	3	4	1	3	3	2	6	3	3	4	
All other causes	330	106	6	3	1	2	8	8	2	5	4	7	17	35	44	42	40	

1 Excludes collision with railroad trains and street cars.

CAUSES OF DEATH, BY AGE-

321

TABLE 9.—DEATHS (EXCLUSIVE OF STILLBIRTHS) FROM IMPORTANT CAUSES, BY AGE, IN LARGE CITIES:
1928—Continued

[See note at head of this table, p. 311]

AREA AND CAUSE OF DEATH	All deaths	Under 1 year	1 year	2 years	3 years	4 years	5 to 9 years	10 to 14 years	15 to 19 years	20 to 24 years	25 to 29 years	30 to 34 years	35 to 39 years	40 to 44 years	45 to 49 years	50 to 54 years	55 to 59 years	60 to 64 years	65 to 69 years	70 years and over	Age unknown
LOWELL, MASS., all causes	1,402	168	25	12	10	11	25	15	25	26	22	24	106	151	234	309	239				
Typhoid and paratyphoid fever (1)	8	2	3		1	1	1														
Measles (7)	1			1																	
Scarlet fever (8)	1																				
Whooping cough (9)	13			2	1	2	6	1					1								
Diphtheria (10)	8									1			2	2	1	1	1				
Influenza (11)	1																				
Meningococcus meningitis (24)	69								10	10	5	7	14	17	2	4	2				
Tuberculosis of the respiratory system (31)	10		1				4				1		2								
Other forms of tuberculosis (32-37)	139												8	26	39	47	17				
Cancer and other malignant tumors (43-49)	25						1			1			2			7	12	2			
Diabetes mellitus (57)	105												1	11	31	40	22				
Cerebral hemorrhage and softening (74, 83)	261					1			3	2	1		15	40	65	74	60				
Other [organic] diseases of the heart (90)	20	3					1						1			1	2	12			
Bronchitis (99)	81	28	10	2	1	3	1	2				1	2	7	6	8	10				
Broncho-pneumonia (100)	38	4	1				1	1		2	2	1	3	2	8	8	4				
Pneumonia (101)	46	37	3	2	1		1														
Diarrhea and enteritis (113, 114)	17					1	1		2	2	1	2	3	2	2	1	2				
Appendicitis and typhilitis (117)	7	1																			
Hernia, intestinal obstruction (118)	10		1										1	1	3	2	2				
Cirrhosis of the liver (122)	62		1		1			1	1		2	1	1	7	9	11	18	10			
Nephritis (128, 129)	6																				
Diseases of the female genital organs (137-141)	2												2								
Puerperal septicemia (146)	9								1		2	1	5								
Other puerperal causes (143-145, 147-150)	14												4	1	5	3	1				
Suicide (165-174)	4												2	1							
Homicide (197-200)	17					1	1	3	1	1	1	1	1	1	5	2	1				
Automobile accidents (188c)																					
Automobile and railroad-train collision (part 188a)																					
Automobile and street-car collision (part 188b)																					
Other external causes (inclusions, see Table 5)	56		1	2				2	3	3	3	3	8	4	8	5	14				
All other causes	373	93	4	3	5	1	7	5	3	4	4	2	20	24	39	76	85				
NEW BEDFORD, MASS., all causes	1,343	188	36	23	11	7	33	22	34	31	29	37	104	158	192	226	212				
Typhoid and paratyphoid fever (1)	3						1	1					1								
Measles (7)	3		1		1	1															
Scarlet fever (8)	1		1																		
Whooping cough (9)	8	4	2	2																	
Diphtheria (10)	14		2	3	2	1	6														
Influenza (11)	22	1	3	1					2	1	1	1	3	3		1	5				
Meningococcus meningitis (24)	1			1																	
Tuberculosis of the respiratory system (31)	98	1		1	1		1	4	13	13	6	12	24	14	6	2					
Other forms of tuberculosis (32-37)	25	3	2	3		2	6	1	2	2	3	3									
Cancer and other malignant tumors (43-49)	119							1	1	1	1	1	3	25	34	27	13				
Diabetes mellitus (57)	29								1	2		1		4	4	10	7				
Cerebral hemorrhage and softening (74, 83)	120												3	14	34	36	33				
Other [organic] diseases of the heart (90)	214		1					2		5	2		9	30	35	60	68				
Bronchitis (99)	7	1				1								1							
Broncho-pneumonia (100)	63	27	9	4	2	1	2	2	2	1			1	4	4	2	2				
Pneumonia (101)	31	4	3	1	1		1	4		1	1	1	2	6	3	2	1				
Diarrhea and enteritis (113, 114)	19	15	2																		
Appendicitis and typhilitis (117)	22			1	2		3	1	1	1		3	3	4	2	1	1				
Hernia, intestinal obstruction (118)	11	2																			
Cirrhosis of the liver (122)	8																				
Nephritis (128, 129)	72						3				2		1	5	8	17	24	12			
Diseases of the female genital organs (137-141)	4																				
Puerperal septicemia (146)	4									2	1		1								
Other puerperal causes (143-145, 147-150)	12									1	3	2	6								
Suicide (165-174)	16							3		1	1	1	3	3	2	2	1				
Homicide (197-200)	2						1														
Automobile accidents (188c)	20						4	1	1				2	1	6	4	1				
Automobile and railroad-train collision (part 188a)																					
Automobile and street-car collision (part 188b)																					
Other external causes (inclusions, see Table 5)	41	3	3	3	2	1	5	2	2	5	5	2	3	7	3	5	5				
All other causes	354	127	7	3	2	1	5	3	6	5	5	4	22	28	38	42	56				
SPRINGFIELD, MASS., all causes	1,716	176	34	15	22	18	38	30	28	39	43	43	138	195	272	313	312				
Typhoid and paratyphoid fever (1)	7	1	2	1	2	1															
Measles (7)	2						1														
Scarlet fever (8)	4	3		1																	
Whooping cough (9)	29		4	6	2	4	11	1					1								
Diphtheria (10)	21	3			1	1															
Influenza (11)	3	1																			
Meningococcus meningitis (24)	54						1			1	3	3	13	12	4	2					
Tuberculosis of the respiratory system (31)	19	2	2	1	2	1	1	1	6	10	2	3	2	2	1						
Other forms of tuberculosis (32-37)	177										3	5	15	38	46	38	32				
Cancer and other malignant tumors (43-49)	43							1					1	4	14	14	9				
Diabetes mellitus (57)	117	1						1			1		4	13	16	35	46				
Cerebral hemorrhage and softening (74, 83)	280						1	3	2	6	4	5	18	30	53	86	72				
Other [organic] diseases of the heart (90)	10	2	1			1							1		2	1	2				
Bronchitis (99)	67	21	14	2	1	1	1	1		1			2	4	4	5	11				
Broncho-pneumonia (100)	71	6	3	2	2	1		2	3	2	4	3	6	7	6	17	8				
Pneumonia (101)	11	9	1																		
Diarrhea and enteritis (113, 114)	33				1	3	1	5	5	4	2	1	3	3	3	2	1				
Appendicitis and typhilitis (117)	13	1						1			1										
Hernia, intestinal obstruction (118)	11																				
Cirrhosis of the liver (122)	176						1						1	2	3	2	3				
Nephritis (128, 129)	10																				

* Excludes collision with railroad trains and street cars.

MORTALITY STATISTICS

TABLE 9.—DEATHS (EXCLUSIVE OF STILLBIRTHS) FROM IMPORTANT CAUSES, BY AGE, IN LARGE CITIES:
1928—Continued

[See note at head of this table, p. 311]

AREA AND CAUSE OF DEATH	All deaths	Under 1 year	1 year	2 years	3 years	4 years	5 to 9 years	10 to 14 years	15 to 19 years	20 to 24 years	25 to 29 years	30 to 34 years	35 to 44 years	45 to 54 years	55 to 64 years	65 to 74 years	75 years and over	Age unknown
WORCESTER, MASS., all causes.....	2,665	246	52	21	12	9	45	29	34	41	51	93	219	338	440	524	509	2
Typhoid and paratyphoid fever (1).....	1														1			
Measles (7).....	6		5									1						
Scarlet fever (8).....	3						1	1										
Whooping cough (9).....	8	7			1													
Diphtheria (10).....	13		2	1	1	2	4	1	2									
Influenza (11).....	37	6	4	2	1				2	1		2	3	3	6	3	4	
Meningococcus meningitis (24).....	2		1	1														
Tuberculosis of the respiratory system (31).....	135	1	1	1			2		5	11	19	21	18	27	18	8	3	
Other forms of tuberculosis (32-37).....	20	1	4	2	1		2		2	2	1	4	28	58	65	79	39	
Cancer and other malignant tumors (43-49).....	277												3	17	17	17	7	
Diabetes mellitus (57).....	50						2			1	1		2	2	3			
Cerebral hemorrhage and softening (74, 83).....	189								1			2	4	19	46	56	60	
Other [organic] diseases of the heart (90).....	450						2	4	2	4	2	8	18	49	78	130	152	1
Bronchitis (99).....	14	4									1							
Broncho-pneumonia (100).....	169	37	13	4	2		2	1	1			2	8	13	18	30	37	1
Pneumonia (101).....	121	3	5				5	1			1	5	17	23	24	20	17	
Diarrhea and enteritis (113, 114).....	28	21	4						1			1						
Appendicitis and typhilitis (117).....	41				1		6	5	3	4	2	3	4	9	3	1		
Hernia, intestinal obstruction (118).....	22	2	1					1	1			1	3	5	1	4	3	
Cirrhosis of the liver (122).....	12												3	2	4			
Nephritis (128, 129).....	258	1		1	1		2	2		2	1	4	22	39	59	62	62	
Diseases of the female genital organs (137-141).....	12												4	4	3			
Puerperal septicemia (146).....	14									2	4	3	5					
Other puerperal causes (143-145, 147-150).....	26										4	12	10					
Suicide (165-174).....	27								1	2	1	4	6	6	3	4		
Homicide (197-200).....	4						1			1	1	1	1					
Automobile accidents ¹ (188c).....	35					2	7	3	1	2		1	3	4	4	6	2	
Automobile and railroad-train collision (part 188a).....																		
Automobile and street-car collision (part 188b).....																		
Other external causes (inclusions, see Table 5).....	120	3		2	1	1	4	1	6	3	2	5	12	22	19	12	27	
All other causes.....	571	160	12	7	3	3	4	9	8	5	8	13	47	50	68	86	88	
DETROIT, MICH. (WHITE), all causes.....	14,028	2,242	418	195	148	114	409	179	271	492	531	651	1,721	1,705	1,770	1,753	1,428	1
Typhoid and paratyphoid fever (1).....	12		1				1	1	3	1	1		1	1	2			
Measles (7).....	154	40	56	20	12	5	15	1	2	2				1				
Scarlet fever (8).....	66	2	6	14	8	8	20	3	1		2			1	1			
Whooping cough (9).....	74	38	25	4	4	2	1											
Diphtheria (10).....	217	10	21	22	31	27	80	10	2	2	4		3	2		1		
Influenza (11).....	296	42	23	10	6	2	9	8	9	10	13	12	40	35	26	22	29	
Meningococcus meningitis (24).....	90	15	7	4	5	3	13	6	3	16	4		5	3				
Tuberculosis of the respiratory system (31).....	729	6	3	3	1	1	5	9	62	107	101	65	176	105	54	21	10	
Other forms of tuberculosis (32-37).....	146	12	20	11	4	7	11	6	11	10	12	8	15	9	6	3	1	
Cancer and other malignant tumors (43-49).....	977	2	1	1	1		7	1	1	4	8	23	129	220	282	215	82	
Diabetes mellitus (57).....	238						1		1	4	9	1	5	18	38	56	39	
Cerebral hemorrhage and softening (74, 83).....	763	6	1		1		1	4		3	7	12	50	96	157	227	198	
Other [organic] diseases of the heart (90).....	2,026	4	2		3	1	21	21	14	32	34	52	184	327	380	513	437	1
Bronchitis (99).....	84	19	2	1					1				3	5	4	16	32	
Broncho-pneumonia (100).....	641	321	75	28	6	4	11	3	2	4	11	11	26	20	29	40	50	
Pneumonia (101).....	893	89	42	11	5	5	18	9	26	46	46	69	161	133	98	78	57	
Diarrhea and enteritis (113, 114).....	316	232	41	8	5	5	6		19	21	25	27	32	3	3	2	1	
Appendicitis and typhilitis (117).....	258	1												33	16	9	1	
Hernia, intestinal obstruction (118).....	160	19	2	4	3	2	24	6	2	1	2	5	20	19	29	12	27	
Cirrhosis of the liver (122).....	124	1					2						4	34	26	29	15	
Nephritis (128, 129).....	710	1		1	1		4	6	12	15	13	32	93	104	137	160	131	
Diseases of the female genital organs (137-141).....	101								2	4	11	14	37	27	4			
Puerperal septicemia (146).....	94								6	23	26	22	17					
Other puerperal causes (143-145, 147-150).....	105								9	25	22	22	26	1				
Suicide (165-174).....	221								6	18	13	35	50	50	32	13	4	
Homicide (197-200).....	130	3		2	1				8	18	20	26	38	10	3	1		
Automobile accidents ¹ (188c).....	345	1	3	5	13	11	41	12	9	13	20	19	46	52	55	29	16	
Automobile and railroad-train collision (part 188a).....	10						1		1		2		1					
Automobile and street-car collision (part 188b).....	8								1	2		1						
Other external causes (inclusions, see Table 5).....	530	18	18	15	15	4	29	12	11	29	48	45	99	67	47	34	39	
All other causes.....	3,510	1,360	69	29	20	20	82	45	44	70	77	126	402	316	319	275	256	
DETROIT, MICH. (COLORED), all causes.....	2,033	277	81	36	16	17	54	27	85	170	261	198	383	245	103	50	30	
Typhoid and paratyphoid fever (1).....	3							1	1		1							
Measles (7).....	18	5	5	4		3	1											
Scarlet fever (8).....	4	1	1		1													
Whooping cough (9).....	11	6	3	1			1											
Diphtheria (10).....	15		2	1		4	5		1	1			1					
Influenza (11).....	37	1	3				1			3		3		7	3	2		
Meningococcus meningitis (24).....	18	3	2	1	2	2	2	1	1		1		2		1			
Tuberculosis of the respiratory system (31).....	370	4	10	5	3		11	7	41	76	76	40	62	27	4	3	1	
Other forms of tuberculosis (32-37).....	75	11	8	10		2	10	6	6	8	6	6	1		1			
Cancer and other malignant tumors (43-49).....	33												2	11	6	4	3	
Diabetes mellitus (57).....	14									2	1	1	3	6				
Cerebral hemorrhage and softening (74, 83).....	57								1	1	1	3	13	20	14	3	2	
Other [organic] diseases of the heart (90).....	183					1	1	2	3	4	20	12	38	48	28	19	7	
Bronchitis (99).....	11	1	2						1		3		2		1			
Broncho-pneumonia (100).....	128	73	23	6	2		4		1	1	6	5	3	3	1			
Pneumonia (101).....	206	8	8	3	1	3	3		7	13	32	25	57	38	6		2	
Diarrhea and enteritis (113, 114).....	36	29	2					1	1									
Appendicitis and typhilitis (117).....	39			1	1		2	1	2	7	7	5	6	4	3			
Hernia, intestinal obstruction (118).....	17	1			1					1	3	3	3	2	3			
Cirrhosis of the liver (122).....	11	1								1	1		3	2	2			
Nephritis (128, 129).....	98	1						1	2	5	4	11	34	15	10	11	4	
Diseases of the female genital organs (137-141).....	25									2	4	5	8	6				
Puerperal septicemia (146).....	11								1	4	2	3	1					
Other puerperal causes (143-145, 147-150).....	18								3	2	9	3	1					
Suicide (165-174).....	11									2	4	5						
Homicide (197-200).....	99	1							4	13	32	23	23	1				
Automobile accidents ¹ (188c).....	15			1	3				1	1	1	3	3		2			
Automobile and railroad-train collision (part 188a).....																		
Automobile and street-car collision (part 188b).....																		
Other external causes (inclusions, see Table 5).....	56	6	3	2		1	2	1	3	4	8	1	17	7	1			
All other causes.....	414	125	9	1	1	1	8	6	7	20	37	40	78	52	17	4	8	

¹ Excludes collision with railroad trains and street cars.

CAUSES OF DEATH, BY AGE

323

TABLE 9.—DEATHS (EXCLUSIVE OF STILLBIRTHS) FROM IMPORTANT CAUSES, BY AGE, IN LARGE CITIES:
1928—Continued

[See note at head of this table, p. 311]

AREA AND CAUSE OF DEATH	All deaths	Under 1 year	1 year	2 years	3 years	4 years	5 to 9 years	10 to 14 years	15 to 19 years	20 to 24 years	25 to 29 years	30 to 34 years	35 to 44 years	45 to 54 years	55 to 64 years	65 to 74 years	75 years and over	Age unknown
GRAND RAPIDS, MICH., all causes.....	1,787	188	20	15	11	6	19	18	31	43	31	58	126	180	254	354	433	---
Typhoid and paratyphoid fever (1).....	1						1											
Measles (7).....	2	1																
Scarlet fever (8).....	1						1											
Whooping cough (9).....	7	4	3															
Diphtheria (10).....	92	10	3	2	1			1	3	6	3	4	8	7	9	15	20	
Influenza (11).....	2		1						1									
Meningococcus meningitis (24).....	41				1	1		1	3	4	2	7	10	2	7	3	1	
Tuberculosis of the respiratory system (31).....	9			1	1					1		2	2	2				
Other forms of tuberculosis (32-37).....	184			1	1			1	1	1	1	7	18	32	39	55	29	
Cancer and other malignant tumors (43-49).....	42							1				1	1	10	9	13	7	
Diabetes mellitus (57).....	176													11	35	56	74	
Cerebral hemorrhage and softening (74, 83).....	328		1	1	2	1		2	1	1	1	5	14	24	62	81	132	
Other [organic] diseases of the heart (90).....	5	2																
Bronchitis (99).....	45	9	2	2	1		1	1	2				2	1	3	5	16	
Broncho-pneumonia (100).....	54	4	1					2	1				7	5	7	11	10	
Pneumonia (101).....	28	20	2	2			1	2	1							1	1	
Diarrhea and enteritis (113, 114).....	29					1	3	2	3	2	3	4	3	6	1	2	1	
Appendicitis and typhilitis (117).....	18				1					4		1	4	1	2	1	3	
Hernia, intestinal obstruction (118).....	4											3	1	6	1	1	1	
Cirrhosis of the liver (122).....	110						1	1				3	1	12	17	32	37	
Nephritis (128, 129).....	9																	
Diseases of the female genital organs (137-141).....	14								1	3	6	2	3	4				
Puerperal septicemia (146).....	15									4	1	2	8	1				
Other puerperal causes (143-145, 147-150).....	15											1	1	5	3	3	2	
Suicide (165-174).....	2			1														
Homicide (197-200).....	33		1		1		3	2	1	2	3	3	5	2	7	1	1	
Automobile accidents ¹ (188c).....	3												2					
Automobile and railroad-train collision (part 188a).....	2													1				
Automobile and street-car collision (part 188b).....	78	1	3	1	1	2	2	4	4	3	3	3	5	7	5	23	11	
Other external causes (inclusions, see Table 5).....	438	137	3	4	2	2	6	1	9	9	5	12	23	45	48	46	86	
All other causes.....																		
MINNEAPOLIS, MINN., all causes.....	4,946	426	65	35	21	25	71	59	82	108	135	153	440	592	773	1,043	918	---
Typhoid and paratyphoid fever (1).....	1																	
Measles (7).....	6	1	2	1								1	1					
Scarlet fever (8).....	13		1	1	2	3	2	3									1	
Whooping cough (9).....	13	5	3	3	2													
Diphtheria (10).....	23	4	4	4	2	1	4	3					1					
Influenza (11).....	160	10	3	3		4	2	4	7	6	7	5	18	17	14	23	37	
Meningococcus meningitis (24).....	11	2	3					1	2	1		1						
Tuberculosis of the respiratory system (31).....	134	2	3	1				1	5	9	11	22	21	25	18	10	6	
Other forms of tuberculosis (32-37).....	33	3	3	1			1	2	3	2	5	1	3	4	2	3		
Cancer and other malignant tumors (43-49).....	627	2			2		6	3	4	3	7	9	50	112	155	189	85	
Diabetes mellitus (57).....	108					2		1	2	1	2	1	8	16	35	27	13	
Cerebral hemorrhage and softening (74, 83).....	320											4	11	32	66	102	102	
Other [organic] diseases of the heart (90).....	686				1	1	4	5	8	9	7	7	35	72	112	212	212	
Bronchitis (99).....	19											1		1	3	6	8	
Broncho-pneumonia (100).....	201	49	11	2			1	3	3	3	2	2	12	13	21	31	48	
Pneumonia (101).....	284	14	8	1	1		2	2	5	7	9	9	52	43	49	55	27	
Diarrhea and enteritis (113, 114).....	36	19	3	2		1			1	2	1	1	1		3	1	1	
Appendicitis and typhilitis (117).....	72	1	1	1	1	3	7	6	1	6	4	2	14	7	8	8	2	
Hernia, intestinal obstruction (118).....	61	6					2		1	1	1		3	16	3	18	10	
Cirrhosis of the liver (122).....	37							1					7	15	5	7	2	
Nephritis (128, 129).....	220						2	3	2	1	1	7	17	24	36	65	62	
Diseases of the female genital organs (137-141).....	34							1	4	1	2	13	8	3	1	1		
Puerperal septicemia (146).....	22								6	5	8	3						
Other puerperal causes (143-145, 147-150).....	35								4	2	10	7	12					
Suicide (165-174).....	84								2	4	7	7	28	8	15	8	5	
Homicide (197-200).....	25	2		1			3	3	1	6	5	2	2	1	2			
Automobile accidents ¹ (188c).....	89					3	9	3	3	6	2	3	6	9	11	21	13	
Automobile and railroad-train collision (part 188a).....	5								1	1	2			1				
Automobile and street-car collision (part 188b).....	9								1	2		3	2	1				
Other external causes (inclusions, see Table 5).....	243	3	5	5	6	2	8	2	8	10	14	9	21	24	37	34	55	
All other causes.....	1,335	303	15	9	4	5	18	15	17	15	29	39	100	143	174	221	228	
ST. PAUL, MINN., all causes.....	3,044	275	37	19	23	8	47	37	53	77	92	103	233	342	502	629	515	2
Typhoid and paratyphoid fever (1).....	4								1			1	1					
Measles (7).....	2																	
Scarlet fever (8).....	9																	
Whooping cough (9).....	4	4	4		1													
Diphtheria (10).....	92	8	4	1	1		2	2	3	3	2	3	7	10	8	13	25	
Influenza (11).....	5																	
Meningococcus meningitis (24).....	158	1	2					1	10	24	18	19	32	24	17	8	3	
Tuberculosis of the respiratory system (31).....	42	3	2	2	2		3	2	1	5	8	1	6	4	89	102	54	
Other forms of tuberculosis (32-37).....	343	1						1	1	2		7	29	56	89	102	54	
Cancer and other malignant tumors (43-49).....	51							1		1		1	2	5	17	16	8	
Diabetes mellitus (57).....	220	1						1					4	27	50	80	56	
Cerebral hemorrhage and softening (74, 83).....	472						2	4	3	3	6	3	32	42	88	145	144	
Other [organic] diseases of the heart (90).....	16																	
Bronchitis (99).....	129	22	6	2	1		3	1	1	1	2	3	3	2	7	16	28	
Broncho-pneumonia (100).....	125	6	3					1	4	5	6	6	20	17	16	21	19	
Pneumonia (101).....	24	11	2		2		2					3	3			3	6	
Diarrhea and enteritis (113, 114).....	83																	
Appendicitis and typhilitis (117).....	39	4																
Hernia, intestinal obstruction (118).....	34																	
Cirrhosis of the liver (122).....	147																	
Nephritis (128, 129).....	25																	
Diseases of the female genital organs (137-141).....	18																	
Puerperal septicemia (146).....	19																	
Other puerperal causes (143-145, 147-150).....	30																	
Suicide (165-174).....	17																	
Homicide (197-200).....	58																	
Automobile accidents ¹ (188c).....	6																	
Automobile and railroad-train collision (part 188a).....	1																	
Automobile and street-car collision (part 188b).....	121	2	1	4	3	1	3	2	6	2	7	2	11	20	19	19	19	
Other external causes (inclusions, see Table 5).....	765	211	12	4	8	2	19	8	7	15	18	21	55	77	104	118	86	
All other causes.....																		

¹ Excludes collision with railroad trains and street cars.

MORTALITY STATISTICS

TABLE 9.—DEATHS (EXCLUSIVE OF STILLBIRTHS) FROM IMPORTANT CAUSES, BY AGE, IN LARGE CITIES:
1928—Continued

[See note at head of this table, p. 311]

AREA AND CAUSE OF DEATH	All deaths	Under 1 year	1 year	2 years	3 years	4 years	5 to 9 years	10 to 14 years	15 to 19 years	20 to 24 years	25 to 29 years	30 to 34 years	35 to 44 years	45 to 54 years	55 to 64 years	65 to 74 years	75 years and over	Age unknown
KANSAS CITY, MO. (WHITE), all causes	4,671	397	47	32	23	23	64	50	109	158	136	166	495	559	766	819	825	2
Typhoid and paratyphoid fever (1)	7			1					1				3	1	1			
Measles (7)	6	1	1	2						1								
Scarlet fever (8)	16	1		1	2	2	2	1	1	4		1	1					
Whooping cough (9)	16	7	4	4	1	1												
Diphtheria (10)	18		1	5	3	1	4	2				1					1	
Influenza (11)	131	9	2	1			3	1	3	12	3	4	15	13	13	26	21	1
Meningococcus meningitis (24)	98	3	1	1			3	4	7	1	1	1	5	5				
Tuberculosis of the respiratory system (31)	216	3	1					1	14	31	22	18	55	27	24	16	4	
Other forms of tuberculosis (32-37)	28	4	1				3		4	1	2	2	5					
Cancer and other malignant tumors (43-49)	467	2					1	3	2	3	5	6	44	87	128	113	76	
Diabetes mellitus (57)	84						1					3	7	8	29	21	12	
Cerebral hemorrhage and softening (74, 83)	299	1			1	1	1	1	2	2	2	2	3	24	60	77	94	
Other (organic) diseases of the heart (90)	596	2		1			3	2	3	7	3	7	43	55	94	153	223	
Bronchitis (99)	16											1				3	8	
Broncho-pneumonia (100)	222	61	12	2	2	1	3	1	3	4	5	8	12	16	18	30	44	
Pneumonia (101)	228	16	3	2	1	1	4		7	9	7	12	35	20	40	37	34	
Diarrhea and enteritis (113, 114)	59	39	9	1									2	2		4	1	
Appendicitis and typhilitis (117)	77					2	3	3	4	6	9	10	25	10	3	1	1	
Hernia, intestinal obstruction (118)	51	1			1		3		6	1	1	3	3	11	8	9	4	
Cirrhosis of the liver (122)	49	1										1	7	15	10	9	5	
Nephritis (128, 129)	508		1		1		1	1	5	1	5	6	30	66	107	136	148	
Diseases of the female genital organs (137-141)	43								2	7	4	5	17	4	2	2		
Puerperal septicemia (146)	30								5	8	6	5	5	1				
Other puerperal causes (143-145, 147-150)	22																	
Suicide (165-174)	80							1	4	5	6	9	11	17	17	6	4	
Homicide (197-200)	52								5	9	6	14	11	5	1			
Automobile accidents (188c)	82			2		2	5	4	3	6	6	4	10	10	14	9	7	
Automobile and railroad-train collision (part 188a)	4											1		2				
Automobile and street-car collision (part 188b)	9											1						
Other external causes (inclusions, see Table 5)	198	4		2	3	2	8	6	9	10	3	10	27	24	20	26	44	
All other causes	1,042	237	11	7	3	5	18	21	18	26	26	35	109	129	168	136	92	1
KANSAS CITY, MO. (COLORED), all causes	922	81	20	8	7	1	13	14	26	41	70	53	167	195	120	78	28	
Typhoid and paratyphoid fever (1)	2			1						1								
Measles (7)																		
Scarlet fever (8)																		
Whooping cough (9)	9	6	2	1														
Diphtheria (10)																		
Influenza (11)	21	3	1						1	4	1	1	4	4	3			
Meningococcus meningitis (24)	24				1		5	5	1	1	4	2	4	4	1			
Tuberculosis of the respiratory system (31)	131	1	3	1	1			2	13	17	24	12	22	22	7	6	1	
Other forms of tuberculosis (32-37)	13	1	1						1	1	3		2	1	2			
Cancer and other malignant tumors (43-49)	32											3	9	7	6	1		
Diabetes mellitus (57)	5																	
Cerebral hemorrhage and softening (74, 83)	32												6	6	1			
Other (organic) diseases of the heart (90)	100							1	1		5	5	23	26	22	11	6	
Bronchitis (99)	51	28	4	2	4	1	1		1	1	1	5	11	10	7	7	3	
Broncho-pneumonia (100)	66	4	3				1	2	2	4	6	5	11	10	7	1		
Pneumonia (101)	10	2	3	2									2	2				
Diarrhea and enteritis (113, 114)	6									2								
Appendicitis and typhilitis (117)	12	2							1				3	3	2	1		
Hernia, intestinal obstruction (118)	17											1	5	9	2			
Cirrhosis of the liver (122)	150								1	1	2	2	27	46	38	25	8	
Nephritis (128, 129)	11								1			3	2	4	1			
Diseases of the female genital organs (137-141)	1											1						
Puerperal septicemia (146)	1																	
Other puerperal causes (143-145, 147-150)	2										1		1					
Suicide (165-174)	51								1	8	9	5	20	7		1		
Homicide (197-200)	14							1	2	4	1	3	1	1	2			
Automobile accidents (188c)																		
Automobile and railroad-train collision (part 188a)																		
Automobile and street-car collision (part 188b)																		
Other external causes (inclusions, see Table 5)	24	1		1			2	1	1	1	4	3	6	2	1	1		
All other causes	135	33	2				4	2	3	1	8	6	22	27	13	8	6	
ST. LOUIS, MO. (WHITE), all causes	10,083	773	164	79	75	47	177	87	157	231	247	283	870	1,405	1,929	1,930	1,628	1
Typhoid and paratyphoid fever (1)	12	1	9	2	1			1	4	2	1		1	1				
Measles (7)	31	6	2	2	5	2		5	1	1			1					
Scarlet fever (8)	22	1	2	2	3	3		3		1	1	1	1					
Whooping cough (9)	30	9	13	4				3										
Diphtheria (10)	62	3	11	7	6		24	2	1				1					
Influenza (11)	169	13	4	4	2	2	5	5	5	6		7	18	15	26	25	26	
Meningococcus meningitis (24)	44	5	4	1	2	2	7	3	4	5	6	31	75	60	42	21	4	
Tuberculosis of the respiratory system (31)	338	3	3	1	1		1	5	18	37	36	5	7	7	1			
Other forms of tuberculosis (32-37)	59	5	6	5		3	6	2	2	3	5	5	7					
Cancer and other malignant tumors (43-49)	1,085						1	3	3	7	10	18	78	232	319	284	130	
Diabetes mellitus (57)	188						2	1	4	1	5	2	11	26	60	56	22	
Cerebral hemorrhage and softening (74, 83)	471		1				2		2	1	5	10	52	111	141	133		
Other (organic) diseases of the heart (90)	1,851		2	1			12	11	22	11	18	26	97	219	403	519	508	
Bronchitis (99)	52	5	2				1									7	27	
Broncho-pneumonia (100)	411	114	31	14	5	3	10		3	7	3	4	16	22	41	47	91	
Pneumonia (101)	669	44	16	9	7	3	13	5	10	23	20	29	74	95	116	108	97	
Diarrhea and enteritis (113, 114)	120	88	14	4	3	1	1		1							2		
Appendicitis and typhilitis (117)	152						9	17	8	9	8	8	26	33	24	6		
Hernia, intestinal obstruction (118)	89	7	5			1	1	1				1	2	9	24	14	11	
Cirrhosis of the liver (122)	119												13	27	40	24		
Nephritis (128, 129)	1,266	1		2	3		4	7	7	9	10	3	76	182	288	350	300	1
Diseases of the female genital organs (137-141)	63									3	3	2	2	18	10	2		
Puerperal septicemia (146)	33									4	9	8	4	7				
Other puerperal causes (143-145, 147-150)	34									4	4	5	9	12				
Suicide (165-174)	193								3	11	11	18	31	35	47	32	5	
Homicide (197-200)	81	2							2	12	11	12	26	10	6			
Automobile accidents (188c)	176			1	3	3	18	3	7	10	9	8	17	26	34	26	11	
Automobile and railroad-train collision (part 188a)	1																	
Automobile and street-car collision (part 188b)	14																	
Other external causes (inclusions, see Table 5)	419	11	7	3	13	4	9	7	12	20	11	13	49	61	69	66	64	
All other causes	1,829	455	34	18	16	13	38	14	29	34	52	57	178	262	254	197	178	

1 Excludes collision with railroad trains and street cars.

CAUSES OF DEATH, BY AGE

325

TABLE 9.—DEATHS (EXCLUSIVE OF STILLBIRTHS) FROM IMPORTANT CAUSES, BY AGE, IN LARGE CITIES:
1928—Continued

[See note at head of this table, p. 311]

AREA AND CAUSE OF DEATH	All deaths	Under 1 year	1 year	2 years	3 years	4 years	5 to 9 years	10 to 14 years	15 to 19 years	20 to 24 years	25 to 29 years	30 to 34 years	35 to 44 years	45 to 54 years	55 to 64 years	65 to 74 years	75 years and over	Age unknown
ST. LOUIS, MO. (COLORED), all causes	2,043	166	46	26	11	10	36	31	68	113	151	136	358	386	292	125	87	1
Typhoid and paratyphoid fever (1)	7							1		2	1	1	1	1				
Measles (7)	3		1	1					1									
Scarlet fever (8)	1				1													
Whooping cough (9)	6	4	2															
Diphtheria (10)	15		1	2	1	2	8			1								
Influenza (11)	31	2	1	1		2	2	1		2	2	2	3	5	6	1	1	
Meningococcus meningitis (24)	14	1	1	1				2	3	1	1	1	2	2	1			
Tuberculosis of the respiratory system (31)	254	2	5	1	1	3	3	2	28	39	46	24	43	39	10	2	1	
Other forms of tuberculosis (32-37)	35	1	1		1		5	2	2	6	3	3	5	5	1			
Cancer and other malignant tumors (43-49)	69									1	3	3	16	22	21	3		
Diabetes mellitus (57)	11									1	1	2	1	4	2	1		
Cerebral hemorrhage and softening (74, 83)	78									1	1	4	17	20	19	9	7	
Other [organic] diseases of the heart (90)	351						1	3	2	3	8	11	60	100	91	45	27	
Bronchitis (99)	11	4	2							1	3	1	3	1	3			
Broncho-pneumonia (100)	102	39	18	8	4	1	2		3	1	3	2	4	6	7	1	5	
Pneumonia (101)	171	11	4	4	2		5	3	9	12	16	12	36	26	13	7	11	
Diarrhea and enteritis (113, 114)	25	18	5	2						1	2	5	5	2		1		
Appendicitis and typhlitis (117)	20						2	2		1	2	5	5	2		1		
Hernia, intestinal obstruction (118)	10	1								1	3	1	1	2	1			
Cirrhosis of the liver (122)	10											2	6		2			
Nephritis (128, 129)	282						1	2	2	4	5	13	48	79	66	38	23	1
Diseases of the female genital organs (137-141)	16											4	4	5	3			
Puerperal septicemia (146)	9								1	2	2	2	2	3				
Other puerperal causes (143-145, 147-150)	14								2	1	5	3	3					
Suicide (165-174)	7									2	2	2	2	1	2			
Homicide (197-200)	68							1	5	12	17	10	15	6	2			
Automobile accidents ¹ (188c)	29						2	4	2		1	4	5	5	5	1		
Automobile and railroad-train collision (part 188a)																		
Automobile and street-car collision (part 188b)																		
Other external causes (inclusions, see Table 5)	57	1	1	1			3		2	4	3	3	13	13	8	1	4	
All other causes	337	82	4	5	1	2	2	2	9	17	23	22	65	46	34	15	8	
OMAHA, NEBR., all causes	2,884	252	25	20	15	12	50	49	68	79	97	111	297	380	422	549	457	1
Typhoid and paratyphoid fever (1)	9							2		2	2	1		1	1			
Measles (7)									1									
Scarlet fever (8)	2									1								
Whooping cough (9)	5	2	2	1														
Diphtheria (10)	17				1	1	8	3		4	1	3	2			1		
Influenza (11)	116	12	2	2	3		3	1	1	4	4	3	11	11	9	16	34	
Meningococcus meningitis (24)	8		1			1			1	2	1	1	1					
Tuberculosis of the respiratory system (31)	94			1			2	2	5	10	14	9	22	12	9	5	2	
Other forms of tuberculosis (32-37)	14	2	2	1			1		2	2	1	1	2	1	1	1		
Cancer and other malignant tumors (43-49)	284	1		1	1	1	1	1	2	2	2	3	21	61	63	85	41	
Diabetes mellitus (57)	62						3	2	2	2			5	14	10	15	9	
Cerebral hemorrhage and softening (74, 83)	172						1		1	1	1	1	8	14	35	62	50	
Other [organic] diseases of the heart (90)	436	1			1		2	1	4	5	6	5	28	56	80	123	124	
Bronchitis (99)	5												1	1	1			
Broncho-pneumonia (100)	100	27	3	3			1	1	3	2	2	5	4	12	4	16	17	
Pneumonia (101)	142	9	1	1		2	2	2	5	5	3	8	21	11	28	19	24	
Diarrhea and enteritis (113, 114)	29	18	2							1	1	1	1	1	1	1	3	
Appendicitis and typhlitis (117)	78		1				7		10	9	5	8	18	10	5	8	7	
Hernia, intestinal obstruction (118)	38	5						1	1	2		3	5	2	8	7	4	
Cirrhosis of the liver (122)	26												3	5	1	5	5	
Nephritis (128, 129)	159										4	2	13	19	31	48	42	
Diseases of the female genital organs (137-141)	30									1		4	4	12	1			
Puerperal septicemia (146)	18								2	3	5	1	7					
Other puerperal causes (143-145, 147-150)	23								2	4	5	6	6					
Suicide (165-174)	54								1	3	11	8	12	11	5	1	2	
Homicide (197-200)	23						1	1	3	3	2	2	6	2	2	1		
Automobile accidents ¹ (188c)	45					1	3	6	3	3	1	4	4	6	6	6	2	
Automobile and railroad-train collision (part 188a)																		
Automobile and street-car collision (part 188b)	1																	
Other external causes (inclusions, see Table 5)	140	2	2	6	5	2	4	7	7	2	2	10	19	12	19	20	20	1
All other causes	754	173	8	4	3	3	12	16	18	11	23	28	66	103	100	114	72	
CAMDEN, N. J., all causes	1,700	233	48	17	26	11	55	35	37	47	42	61	164	224	262	269	169	
Typhoid and paratyphoid fever (1)	6						1		2	1				2				
Measles (7)	18	6	6		2		4											
Scarlet fever (8)	1				1													
Whooping cough (9)	23	12	6	1	1		3											
Diphtheria (10)	19		1	1	2	1	12	1								1		
Influenza (11)	29	6	1	1		1		1	1	1		3	3	2	3	5	1	
Meningococcus meningitis (24)	2		1				1											
Tuberculosis of the respiratory system (31)	45						1	1	2	4	4	8	7	9	9	3	2	
Other forms of tuberculosis (32-37)	13	1			2		1	2	1	1	2	1	1				1	
Cancer and other malignant tumors (43-49)	116								1	1	1	1	15	25	21	34	18	
Diabetes mellitus (57)	34									3			5	5	11	6	4	
Cerebral hemorrhage and softening (74, 83)	111				1								10	22	27	25	26	
Other [organic] diseases of the heart (90)	244		1	1		1	3	3	2	3	2	4	14	41	71	66	32	
Bronchitis (99)	9		1	1						1			1	2	1	1	1	
Broncho-pneumonia (100)	85	35	9	1	3	1	7	2			1	1	6	4	3	5	7	
Pneumonia (101)	124	20	5	1	2		1		3	5	5	10	17	16	23	8	8	
Diarrhea and enteritis (113, 114)	50	37	10										1	1	4			
Appendicitis and typhlitis (117)	26			1	2		3	2	3	1	3		2	5	4			
Hernia, intestinal obstruction (118)	28	5				1		1	1				5	5	5	4		
Cirrhosis of the liver (122)	11												6	2	3			
Nephritis (128, 129)	139	1						1		3	1	3	8	20	26	43	33	
Diseases of the female genital organs (137-141)	7								1	1		2	2	1				
Puerperal septicemia (146)	20								2	2	5	6	5					
Other puerperal causes (143-145, 147-150)	16								3	4	2	2	5					
Suicide (165-174)	27								1	1	1	2	6	6	5	4	2	
Homicide (197-200)	11								1	1	5	2	2					
Automobile accidents ¹ (188c)	77		1		3	1	3	7	3	5	1	4	8	10	17	11	3	
Automobile and railroad-train collision (part 188a)	4							1	1					1				
Automobile and street-car collision (part 188b)																		
Other external causes (inclusions, see Table 5)	90		1	3	2	2	6	6	5	4	3	4	14	15	6	7	12	
All other causes	320	110	5	5	5	2	9	7	3	6	5	12	32	28	29	43	19	

¹ Excludes collision with railroad trains and street cars.

TABLE 9.—DEATHS (EXCLUSIVE OF STILLBIRTHS) FROM IMPORTANT CAUSES, BY AGE, IN LARGE CITIES:
1928—Continued

[See note at head of this table, p. 311]

AREA AND CAUSE OF DEATH	All deaths	Under 1 year	1 year	2 years	3 years	4 years	5 to 9 years	10 to 14 years	15 to 19 years	20 to 24 years	25 to 29 years	30 to 34 years	35 to 44 years	45 to 54 years	55 to 64 years	65 to 74 years	75 years and over	Age unknown
JERSEY CITY, N. J., all causes	3,969	529	111	47	34	21	109	65	82	103	142	162	376	595	656	537	400	
Typhoid and paratyphoid fever (1)	2										2							
Measles (7)	43	13	18	4	2		6											
Scarlet fever (8)	5				2	1												
Whooping cough (9)	23	10	6	4	2		1											
Diphtheria (10)	62	5	9	9	8	7	18	2	1	2			1					
Influenza (11)	40	2	3		2	1		1	2	2	1	4	2	5	6	6	3	
Meningococcus meningitis (24)	17	2	1	2			7	1	1	1		1	1					
Tuberculosis of the respiratory system (31)	216	1	1				2	3	20	31	28	21	43	41	20	2	2	
Other forms of tuberculosis (32-37)	28	2				2	3	1	4	1	4	4	3	1	1	2		
Cancer and other malignant tumors (43-49)	348			1	1		1		1	1	4	7	33	78	110	87	24	
Diabetes mellitus (57)	86							3	1	1		2	6	14	36	19	4	
Cerebral hemorrhage and softening (74, 83)	235					1							3	13	29	74	60	52
Other [organic] diseases of the heart (90)	740								3			3	60	143	189	154	137	
Bronchitis (99)	19	11	2										1					
Broncho-pneumonia (100)	244	98	39	8	1		4	4	3	3	4	7	14	16	15	17	11	
Pneumonia (101)	285	21	9	5	4	4	3	8	7	10	9	20	39	61	37	28	20	
Diarrhea and enteritis (113, 114)	112	90	6			1	4				1		2	1	2		1	
Appendicitis and typhilitis (117)	67				2								12	10	6			
Hernia, intestinal obstruction (118)	39	4											3	3		10	7	
Cirrhosis of the liver (122)	39												6	8	12	8	1	
Nephritis (128, 129)	302	1					4	4	3	3	14	14	21	48	64	71	55	
Diseases of the female genital organs (137-141)	28								1	2	3	4	4	5	4	1		
Puerperal septicemia (146)	23									5	10	4	4					
Other puerperal causes (143-145, 147-150)	19									1	9	4	5					
Suicide (165-174)	38									1	2	8		8	8	2		
Homicide (197-200)	6										2		1	1				
Automobile accidents ¹ (188c)	48						9	2	3	5			8	9	2	3	2	
Automobile and railroad-train collision (part 188a)	1																	
Automobile and street-car collision (part 188b)	1																	
Other external causes (inclusions, see Table 5)	195	3	4	4	3	1	7	7	6	5	10	16	32	41	19	14	23	
All other causes	658	266	13	6	1	2	20	12	12	19	18	19	48	72	45	48	57	
NEWARK, N. J., all causes	5,495	600	129	61	57	27	137	85	124	157	160	193	595	807	952	824	587	
Typhoid and paratyphoid fever (1)	5									1			3					
Measles (7)	36	7	15	5	2	1	6	1										
Scarlet fever (8)	3																	
Whooping cough (9)	17	9	5	1	2		1											
Diphtheria (10)	32	1	2	4	10	3	11	2										
Influenza (11)	59	7	2	2			1	3			7	4	6	8	6	6	4	
Meningococcus meningitis (24)	8	2							1	1			3					
Tuberculosis of the respiratory system (31)	265	2	1	1		2	3	3	19	37	28	26	54	48	28	12	2	
Other forms of tuberculosis (32-37)	43	1	2	3		3	6	2	3	1	5	5	7	17	57	37	10	
Cancer and other malignant tumors (43-49)	511				1	1	3	1	2	3	2	7	54	116	156	107	58	
Diabetes mellitus (57)	137												7	17	57	37	10	
Cerebral hemorrhage and softening (74, 83)	321	1		1	1	1	4	3	1	3	2	13	43	74	101	76	76	
Other [organic] diseases of the heart (90)	973						9	14	19	9	15	27	72	146	225	233	201	
Bronchitis (99)	25	9	2										2	2		3	3	
Broncho-pneumonia (100)	185	59	28	7	10	6	4	3	4			2	10	14	12	22	18	
Pneumonia (101)	386	28	37	13	2		8	7	6	14	21	15	73	53	54	28	13	
Diarrhea and enteritis (113, 114)	105	82	7							1			3	1		2		
Appendicitis and typhilitis (117)	107	1		2	3	2	14	9	7	6	11	10	19	11	9	3	7	
Hernia, intestinal obstruction (118)	41	3	1	1						2	2	2	2	13	6	2	7	
Cirrhosis of the liver (122)	61											1	10	18	19	10	3	
Nephritis (128, 129)	458			1	1		7	2	4	4	6	10	44	91	98	106	84	
Diseases of the female genital organs (137-141)	39							1	2	4	2	8	13	7		1		
Puerperal septicemia (146)	27								6	6	7	5	3					
Other puerperal causes (143-145, 147-150)	33							1	3	8	4	9	8					
Suicide (165-174)	83								1	5	6	3	16	25	17	8	2	
Homicide (197-200)	29	1					1		3	4	7	5	6	2				
Automobile accidents ¹ (188c)	117			2	4	2	20	8	7	6	6	4	14	13	17	10	4	
Automobile and railroad-train collision (part 188a)																		
Automobile and street-car collision (part 188b)																		
Other external causes (inclusions, see Table 5)	236	5	9	3	4	1	13	8	8	9	8	9	45	38	27	27	22	
All other causes	1,153	383	19	7	9	5	28	9	25	29	24	37	110	141	142	105	80	
PATERSON, N. J., all causes	1,836	169	40	13	13	13	42	24	30	42	47	68	153	210	333	331	308	
Typhoid and paratyphoid fever (1)	2						1				1							
Measles (7)	8	1	6	1														
Scarlet fever (8)	4																	
Whooping cough (9)	6	4	2		1	1	1											
Diphtheria (10)	13	1	2	1	3	1	5											
Influenza (11)	29	2	1	1			1		1	1	3		8	2	5	2	2	
Meningococcus meningitis (24)	7	1	1	2					4	2				9				
Tuberculosis of the respiratory system (31)	96	1	1			1	1		4			15	22	9	13	1	1	
Other forms of tuberculosis (32-37)	13				1		2	1					1	2				
Cancer and other malignant tumors (43-49)	182												1	3	11	36	57	26
Diabetes mellitus (57)	47			1				1					1		6	15	14	7
Cerebral hemorrhage and softening (74, 83)	157												2	6	39	46	41	
Other [organic] diseases of the heart (90)	269	1					3	5	4	5	1	5	5	25	39	69	69	
Bronchitis (99)	8												3	1	1			
Broncho-pneumonia (100)	50	16	3	1	2		4	1					3	8	7	5		
Pneumonia (101)	111	8	9	1	2	1	2	1	2	3	2	7	13	14	15	16	15	
Diarrhea and enteritis (113, 114)	19	12	1										1		2		2	
Appendicitis and typhilitis (117)	24						2			3	2	2	2	4	6	4	3	
Hernia, intestinal obstruction (118)	29		1						2		1		5	2	11	4	1	
Cirrhosis of the liver (122)	16												4	6	3	1	2	
Nephritis (128, 129)	169	1								1	3	5	9	23	28	52	47	
Diseases of the female genital organs (137-141)	7										2	2	2					
Puerperal septicemia (146)	11									1		1	2					
Other puerperal causes (143-145, 147-150)	26								1	3	4	2						
Suicide (165-174)	9								2	1	1	1	9	1	5	5	2	
Homicide (197-200)	57	2								3	1	1	4	5	8	8	7	
Automobile accidents ¹ (188c)																		
Automobile and railroad-train collision (part 188a)																		
Automobile and street-car collision (part 188b)																		
Other external causes (inclusions, see Table 5)	73	2			2	1	3	1	4	3	2	4	12	7	9	7	16	
All other causes	387	118	6	4	2	5	10	7	4	5	8	12	24	32	43	47	60	

¹ Excludes collision with railroad trains and street cars.

CAUSES OF DEATH, BY AGE

327

TABLE 9.—DEATHS (EXCLUSIVE OF STILLBIRTHS) FROM IMPORTANT CAUSES, BY AGE, IN LARGE CITIES:
1928—Continued

[See note at head of this table, p. 311]

AREA AND CAUSE OF DEATH	All deaths	Under 1 year	1 year	2 years	3 years	4 years	5 to 9 years	10 to 14 years	15 to 19 years	20 to 24 years	25 to 29 years	30 to 34 years	35 to 44 years	45 to 54 years	55 to 64 years	65 to 74 years	75 years and over	Age unknown
TRENTON, N. J., all causes.....	1,839	232	26	18	12	11	29	38	38	45	52	70	196	223	294	311	244	---
Typhoid and paratyphoid fever (1).....	3	---	---	---	---	---	---	---	---	---	---	1	2	---	---	---	---	---
Measles (7).....	3	2	---	---	---	1	---	---	---	---	---	---	---	---	---	---	---	---
Scarlet fever (8).....	3	---	---	---	---	---	---	---	---	---	---	---	---	---	---	---	---	---
Whooping cough (9).....	3	3	---	---	---	---	---	---	---	---	---	---	---	---	---	---	---	---
Diphtheria (10).....	2	1	---	---	---	1	---	---	---	---	---	---	---	---	---	---	---	---
Influenza (11).....	19	---	2	---	---	---	1	1	---	---	1	---	4	3	2	4	1	---
Meningococcus meningitis (24).....	3	1	2	---	---	---	---	---	---	---	---	---	---	---	---	---	---	---
Tuberculosis of the respiratory system (31).....	68	1	---	---	---	---	1	1	3	8	6	8	18	11	6	6	2	---
Other forms of tuberculosis (32-37).....	12	1	1	---	---	---	---	---	2	2	1	---	1	---	1	3	10	2
Cancer and other malignant tumors (43-49).....	134	1	---	---	---	---	---	---	1	1	2	2	12	23	42	33	19	---
Diabetes mellitus (57).....	31	---	---	---	---	1	---	1	1	---	---	1	4	5	6	10	2	---
Cerebral hemorrhage and softening (74, 83).....	122	---	---	---	---	---	---	---	---	---	---	1	3	15	34	34	85	---
Other [organic] diseases of the heart (90).....	349	---	---	---	---	---	---	5	4	4	6	8	27	39	72	99	35	---
Bronchitis (99).....	5	2	---	---	---	---	---	---	---	---	---	---	---	---	---	---	---	---
Broncho-pneumonia (100).....	49	18	4	1	2	---	1	---	---	---	1	---	5	7	2	3	5	---
Pneumonia (101).....	89	8	7	2	1	---	2	---	---	---	---	8	11	10	15	6	2	---
Diarrhea and enteritis (113, 114).....	54	37	3	6	1	1	1	4	5	4	4	8	11	3	1	1	6	---
Appendicitis and typhilitis (117).....	24	---	---	---	---	---	---	---	---	---	---	3	5	4	---	---	---	---
Hernia, intestinal obstruction (118).....	27	2	---	---	---	---	---	---	---	---	1	2	2	2	8	6	2	---
Cirrhosis of the liver (122).....	21	---	1	---	---	---	---	---	---	1	3	3	1	4	4	7	24	---
Nephritis (128, 129).....	141	1	1	2	1	---	---	2	3	---	---	---	22	21	37	27	---	---
Diseases of the female genital organs (137-141).....	13	---	---	---	---	---	---	---	---	---	---	---	5	3	1	---	---	---
Puerperal septicemia (146).....	12	---	---	---	---	---	---	---	3	3	1	4	4	3	---	---	---	---
Other puerperal causes (143-145, 147-150).....	14	---	---	---	---	---	---	---	1	3	3	2	7	2	3	1	---	---
Suicide (165-174).....	22	---	---	---	---	---	---	---	---	3	3	3	4	3	---	---	---	---
Homicide (197-200).....	8	---	---	1	---	---	---	---	---	2	2	1	1	1	---	---	---	---
Automobile accidents ¹ (188c).....	50	---	1	2	2	6	5	6	2	2	2	1	4	5	7	5	2	---
Automobile and railroad-train collision (part 188a).....	2	---	---	---	---	---	---	---	---	---	---	---	---	---	---	---	---	---
Automobile and street-car collision (part 188b).....	1	---	---	---	---	---	---	---	---	---	---	---	---	---	---	---	---	---
Other external causes (inclusions, see Table 5).....	106	4	1	1	4	7	3	4	2	5	5	12	39	21	6	14	17	---
All other causes.....	452	151	4	4	1	4	5	14	5	7	11	14	39	46	46	53	48	---
ALBANY, N. Y., all causes.....	1,994	183	21	12	6	6	25	16	25	44	46	59	178	285	366	401	321	---
Typhoid and paratyphoid fever (1).....	1	---	---	---	---	---	---	---	---	---	---	---	---	1	---	---	---	---
Measles (7).....	3	---	---	---	---	---	---	1	---	---	---	1	---	---	---	---	---	---
Scarlet fever (8).....	9	6	1	2	---	1	---	---	---	---	---	---	---	---	---	---	---	---
Whooping cough (9).....	5	1	---	---	---	---	2	---	---	---	---	---	---	---	---	---	---	---
Diphtheria (10).....	24	2	3	---	---	1	---	1	---	1	3	1	1	6	4	2	1	---
Influenza (11).....	5	1	2	---	---	---	---	---	---	---	---	---	---	---	---	---	---	---
Meningococcus meningitis (24).....	102	---	---	---	---	---	---	---	8	11	8	5	24	19	14	7	5	---
Tuberculosis of the respiratory system (31).....	14	1	1	2	---	---	1	---	1	---	---	---	1	2	3	---	1	---
Other forms of tuberculosis (32-37).....	217	---	---	---	---	---	---	---	1	2	2	4	20	30	68	56	34	---
Cancer and other malignant tumors (43-49).....	52	---	---	---	---	---	---	---	---	---	---	---	30	18	18	7	---	---
Diabetes mellitus (57).....	121	1	1	1	---	---	---	---	---	---	---	---	5	21	29	34	29	---
Cerebral hemorrhage and softening (74, 83).....	431	---	---	---	---	---	---	---	5	4	3	5	23	60	94	127	110	---
Other [organic] diseases of the heart (90).....	5	---	---	---	---	---	---	---	---	---	---	---	---	---	---	---	---	---
Bronchitis (99).....	58	18	4	2	1	---	---	---	---	---	---	---	5	6	5	7	5	---
Broncho-pneumonia (100).....	91	4	2	1	1	2	1	3	---	---	---	---	16	15	15	17	7	---
Pneumonia (101).....	19	11	4	1	1	1	3	---	---	---	---	---	6	5	1	5	2	---
Diarrhea and enteritis (113, 114).....	30	---	1	---	---	---	---	---	---	---	---	---	3	6	2	3	---	---
Appendicitis and typhilitis (117).....	20	2	---	---	---	---	---	---	---	---	---	---	1	3	6	1	1	---
Hernia, intestinal obstruction (118).....	13	---	---	---	---	---	---	---	---	---	---	---	---	---	---	---	---	---
Cirrhosis of the liver (122).....	187	---	---	---	---	---	---	---	---	---	---	---	17	29	36	49	52	---
Nephritis (128, 129).....	8	---	---	---	---	---	---	---	---	---	---	---	2	2	1	---	---	---
Diseases of the female genital organs (137-141).....	5	---	---	---	---	---	---	---	---	---	---	---	---	---	---	---	---	---
Puerperal septicemia (146).....	14	---	---	---	---	---	---	---	---	---	---	---	---	---	---	---	---	---
Other puerperal causes (143-145, 147-150).....	14	---	---	---	---	---	---	---	---	---	---	---	---	---	---	---	---	---
Suicide (165-174).....	8	---	---	---	---	---	---	---	---	---	---	---	5	1	---	---	---	---
Homicide (197-200).....	39	---	---	---	---	---	---	---	---	---	---	---	2	9	3	1	3	---
Automobile accidents ¹ (188c).....	1	---	---	---	---	---	---	---	---	---	---	---	---	---	---	---	---	---
Automobile and railroad-train collision (part 188a).....	2	---	---	---	---	---	---	---	---	---	---	---	---	---	---	---	---	---
Automobile and street-car collision (part 188b).....	80	2	1	1	---	4	3	2	4	3	4	4	14	13	6	12	11	---
Other external causes (inclusions, see Table 5).....	416	134	1	3	3	6	4	4	7	5	10	29	45	56	60	60	50	---
ALL other causes.....	7,673	896	127	75	53	47	157	100	150	198	252	272	785	1,000	1,323	1,280	958	---
Typhoid and paratyphoid fever (1).....	12	---	---	---	---	---	---	3	---	1	4	---	1	2	---	1	---	---
Measles (7).....	35	9	11	5	5	1	4	---	---	---	---	---	---	---	---	---	---	---
Scarlet fever (8).....	32	---	4	3	2	4	10	3	2	3	---	---	---	---	---	---	---	---
Whooping cough (9).....	26	14	7	3	---	---	2	---	---	---	---	---	---	---	---	---	---	---
Diphtheria (10).....	60	4	5	7	6	9	21	2	---	---	---	---	1	2	---	---	---	---
Influenza (11).....	36	7	1	---	---	---	---	---	---	---	---	---	9	7	3	4	1	---
Meningococcus meningitis (24).....	9	---	---	1	1	---	2	1	2	2	---	---	---	---	---	---	---	---
Tuberculosis of the respiratory system (31).....	424	3	---	2	1	---	2	10	32	59	57	38	106	65	33	12	4	---
Other forms of tuberculosis (32-37).....	82	10	7	2	4	4	4	4	6	5	12	9	5	2	6	1	1	---
Cancer and other malignant tumors (43-49).....	679	---	2	---	---	---	1	---	3	1	6	16	77	131	187	174	80	---
Diabetes mellitus (57).....	153	---	---	---	---	---	---	---	---	---	---	---	10	18	52	44	20	---
Cerebral hemorrhage and softening (74, 83).....	444	1	---	---	---	---	---	---	---	---	---	---	9	65	121	114	127	---
Other [organic] diseases of the heart (90).....	1,456	2	2	1	2	3	8	11	16	9	15	28	97	197	323	406	336	---
Bronchitis (99).....	67	26	7	---	---	---	---	---	---	---	---	---	4	4	6	7	9	---
Broncho-pneumonia (100).....	257	88	26	10	5	1	6	1	7	4	---	---	18	18	26	25	17	---
Pneumonia (101).....	414	17	12	7	3	2	10	10	13	17	28	19	90	67	53	45	21	---
Diarrhea and enteritis (113, 114).....	183	134	20	8	5	2	6	1	---	---	---	---	2	2	1	---	---	---
Appendicitis and typhilitis (117).....	121	---	---	---	---	13	---	---	12	10	10	17	16	13	9	---	---	---
Hernia, intestinal obstruction (118).....	79	6	---	---	---	---	---	---	---	---	---	---	11	18	13	7	---	---
Cirrhosis of the liver (122).....	88	---	---	---	---	---	---	---	---	---	---	---	12	26	25	11	2	---
Nephritis (128, 129).....	632	2	---	1	---	---	2	1	3	5	9	5	39	82	155	173	155	---
Diseases of the female genital organs (137-141).....	54	---	---	---	---	---	---	---	---	---	---	---	---	---	---	---	---	---
Puerperal septicemia (146).....	33	---	---	---	---	---	---	---	---	---	---	---	---	---	---	---	---	---
Other puerperal causes (143-145, 147-150).....	58	---	---	---	---	---	---	---	---	---	---	---	---	---	---	---	---	---
Suicide (165-174).....	63	---	---	---	---	---	---	---	---	---	---	---	---	---	---	---	---	---
Homicide (197-200).....	33	1	---	---	---	---	---	---	---	---	---	---	18	6	7	3	---	---
Automobile accidents ¹ (188c).....	151	---	3	2	5	21	11	6	4	4	3	15	17	28	17	15	1	---
Automobile and railroad-train collision (part 188a).....	6	---	---	---	---	---	---	---	---	---	---	---	---	---	---	---	---	---
Automobile and street-car collision (part 188b).....	4	---	---	---	---	---	---	---	---	---	---	---	---	---	---	---	---	---
Other external causes (inclusions, see Table 5).....	311	5	9	8	4	4	14	9	7	11	20	22	42	47	48	33	23	---
All other causes.....	1,676	567	14	13	11	8	30	25	27	25	44	61	158	178	205	182	128	---

¹ Excludes collision with railroad trains and street cars.

MORTALITY STATISTICS

TABLE 9.—DEATHS (EXCLUSIVE OF STILLBIRTHS) FROM IMPORTANT CAUSES, BY AGE, IN LARGE CITIES:
1928—Continued

[See note at head of this table, p. 311]

AREA AND CAUSE OF DEATH	All deaths	Under 1 year	1 year	2 years	3 years	4 years	5 to 9 years	10 to 14 years	15 to 19 years	20 to 24 years	25 to 29 years	30 to 34 years	35 to 39 years	40 to 44 years	45 to 49 years	50 to 54 years	55 to 59 years	60 to 64 years	65 to 69 years	70 years and over	Age unknown
NEW YORK, N. Y. (WHITE), all causes.....	72,597	7,336	1,479	683	507	445	1,484	998	1,410	1,916	2,239	2,659	7,342	10,517	13,535	12,159	7,882	6			
Typhoid and paratyphoid fever (1).....	79	90	150	43	23	11	29	2	5	14	10	9	12	9	3						
Measles (7).....	353	2	8	10	10	3	18	7	1	4	1										
Scarlet fever (8).....	68	148	100	29	9	6	10	1													
Whooping cough (9).....	303	48	104	78	81	63	185	18	10	2	3	9	10	9	3						
Diphtheria (10).....	616	84	37	21	12	10	20	15	28	38	24	44	90	93	106						
Influenza (11).....	776	60	39	35	31	21	84	69	54	30	18	22	35	21	15	3					
Meningococcus meningitis (24).....	537	16	22	7	2	6	15	38	271	452	477	386	814	726	459	200	38				
Tuberculosis of the respiratory system (31).....	3,929	50	63	34	20	21	42	26	36	39	39	32	46	37	33	13	1				
Other forms of tuberculosis (32-37).....	532	2		5	6	6	20	13	28	39	69	156	719	1,622	2,309	1,839	706				
Cancer and other malignant tumors (43-49).....	7,539																				
Diabetes mellitus (57).....	1,738	2	1	2			4	12	9	9	13	14	89	295	602	523	163				
Cerebral hemorrhage and softening (74, 83).....	3,065	6	5	1	1	2	6	4	1	9	15	21	150	439	866	921	618				
Other [organic] diseases of the heart (90).....	14,912	12	7	4	7	15	98	160	200	205	210	236	888	2,023	3,509	4,112	3,225				
Bronchitis (99).....	207	46	15	2	5	1	1			2	1	4	3	10	20	36	61				
Broncho-pneumonia (100).....	3,286	1,199	341	110	45	31	63	25	29	26	47	57	165	184	322	329	313				
Pneumonia (101).....	4,869	361	205	97	49	34	109	75	164	185	225	247	736	791	783	540	268				
Diarrhea and enteritis (113, 114).....	1,116	381	104	21	11	9	13	2	3	6	6	8	9	15	6	16	6				
Appendicitis and typhilitis (117).....	1,032	2	16	22	26	23	74	80	81	66	68	78	147	182	107	50	10				
Hernia, intestinal obstruction (118).....	645	63	8	5	5	5	4	2	4	11	17	10	62	111	147	118	73				
Cirrhosis of the liver (122).....	607				1	1	1	2	2	4	8	20	94	160	163	108	43				
Nephritis (128, 129).....	5,158	5	4	3	3	5	20	22	51	59	68	122	422	773	1,262	1,311	1,028				
Diseases of the female genital organs (137-141).....	322						1		2	11	26	42	125	85	16	11	3				
Puerperal septicemia (146).....	233								16	46	57	52	58	4							
Other puerperal causes (143-145, 147-150).....	376								11	59	98	100	105	3							
Suicide (165-174).....	1,131								27	51	96	104	268	272	189	94	29				
Homicide (197-200).....	336	9	2	1			1	1	13	37	61	65	84	40	20	2					
Automobile accidents ¹ (188c).....	1,074	4	2	10	20	27	157	86	31	48	47	64	117	142	161	114	44				
Automobile and railroad-train collision (part 188a).....	3																				
Automobile and street-car collision (part 188b).....	7																				
Other external causes (inclusions, see Table 5).....	3,282	61	46	35	38	38	120	84	102	171	186	207	590	681	453	327	240				
All other causes.....	14,466	4,187	199	108	100	105	383	245	231	290	344	549	1,500	1,891	1,981	1,387	964				
NEW YORK, N. Y. (COLORED), all causes.....	5,552	922	219	78	51	29	92	64	180	340	452	417	946	819	496	290	157				
Typhoid and paratyphoid fever (1).....	6								1	3	2										
Measles (7).....	35	11	10	5	4		3		1		1										
Scarlet fever (8).....	1																				
Whooping cough (9).....	68	24	28	9	4	3															
Diphtheria (10).....	34	2	6	4	6	4	10	1	1												
Influenza (11).....	33	7	2	3																	
Meningococcus meningitis (24).....	29	5	1	2	2		2	3	5	1	1	2	4	5	6	2	1				
Tuberculosis of the respiratory system (31).....	795	6	17	5	3		9	18	78	133	134	97	164	108	22	10	1				
Other forms of tuberculosis (32-37).....	112	17	7	11	4	2	10	5	10	10	10	6	10	11							
Cancer and other malignant tumors (43-49).....	249				1		1		1	1	6	16	49	65	67	34	8				
Diabetes mellitus (57).....	49								2	1	1	1	15	18	1	5	3				
Cerebral hemorrhage and softening (74, 83).....	151								2	1	1	1	23	44	42	19	15				
Other [organic] diseases of the heart (90).....	748	12			1		11	9	14	14	26	42	143	186	144	94	60				
Bronchitis (99).....	20	11	2																		
Broncho-pneumonia (100).....	388	210	75	16	10	5	3	1	2	2	6	5	14	17	11	6	5				
Pneumonia (101).....	529	52	27	6	3	2	11	4	12	45	61	49	120	72	40	20	5				
Diarrhea and enteritis (113, 114).....	107	92	12		1				1				1								
Appendicitis and typhilitis (117).....	47	1		1		1	2	2	3	5	8	11	6	5	1		1				
Hernia, intestinal obstruction (118).....	44	11	1						1	1	3	5	10	6	4	2					
Cirrhosis of the liver (122).....	25								2	3	1		8	6	4						
Nephritis (128, 129).....	328						1	1	1	4	8	19	69	84	64	44	33				
Diseases of the female genital organs (137-141).....	57								2	9	7	6	27	6							
Puerperal septicemia (146).....	27								4	6	5	9	3								
Other puerperal causes (143-145, 147-150).....	47								4	7	15	14	6	2							
Suicide (165-174).....	42	2							1	8	11	5	13	2	1	1					
Homicide (197-200).....	94								3	16	25	17	23	6	2						
Automobile accidents ¹ (188c).....	46	1			1	2	8	5	1	3	6	5	1	9	2	5	1				
Automobile and railroad-train collision (part 188a).....																					
Automobile and street-car collision (part 188b).....																					
Other external causes (inclusions, see Table 5).....	219	7	3	5	5	3	10	6	9	21	27	18	43	32	12	13	5				
All other causes.....	1,222	461	29	10	4	5	11	6	20	47	80	90	191	141	69	40	18				
NEW YORK, N. Y. (BRONX BOROUGH), all causes.....	10,768	1,064	212	99	88	83	238	153	240	327	362	405	1,069	1,490	2,055	1,834	1,049				
Typhoid and paratyphoid fever (1).....	12								1	4	2		1	1							
Measles (7).....	48	10	20	7	4	2	3	1		1											
Scarlet fever (8).....	16	1	1	2	2	1	6	2			1										
Whooping cough (9).....	46	25	12	4	2	1	2														
Diphtheria (10).....	77	8	16	13	8	11	16	1	1												
Influenza (11).....	181	16	7	4	3	3	4	3	8	9	6	9	24	24	27	28	6				
Meningococcus meningitis (24).....	59	7	2	3		2	12	14	4	5	2	2	2	3	1						
Tuberculosis of the respiratory system (31).....	626	1	1			2	2	5	54	84	80	72	120	104	66	31	4				
Other forms of tuberculosis (32-37).....	82	12	5	4		2	8	1	8	8	7	6	3	9	8						
Cancer and other malignant tumors (43-49).....	1,219				1		4	2	6	13	16	33	134	257	356	300	97				
Diabetes mellitus (57).....	293			1	1		1	1	2	1	1	3	11	50	108	93	20				
Cerebral hemorrhage and softening (74, 83).....	426	1							1	2	2	19	63	111	131	96					
Other [organic] diseases of the heart (90).....	2,477	2				3	19	24	46	42	39	45	154	321	624	688	470				
Bronchitis (99).....	25	5	2		2							2			2	3	9				
Broncho-pneumonia (100).....	472	155	52	19	6	5	8	4	3	6	5	9	25	26	58	47	44				
Pneumonia (101).....	602	49	31	10	9	8	18	8	17	28	29	85	80	102	68	34					
Diarrhea and enteritis (113, 114).....	118	86	17	4	1	1	2		1	1	1	1	3	8	1	1					
Appendicitis and typhilitis (117).....	176	3	4	9	7	15	11	11	11	12	11	21	29	26	6						
Hernia, intestinal obstruction (118).....	102	10	1	1	1	1	1	1	1	1	1	3	8	13	25	20	14				
Cirrhosis of the liver (122).....	65																				
Nephritis (128, 129).....	527						3	5	5	7	6	17	43	96	132	122	91				
Diseases of the female genital organs (137-141).....	59									1	2	8	26	17	3						

Memorandum

To Dr. Murphy.

1. Pages in 1930 titles:

2.

3. Table 6 = 16 sheets

" 7 = 18 sheets

" 8 = (Pac) 4 sheets

" 8 = (all) 294 "

" 8 (Ryans) 4 "

From _____

Date _____

MEMORANDUM

To

Auto. accs (ex ~~cl.~~ Collisions)

1. Automobile Collisions

2.

3.

✓ Collision of Automobiles with
A Train and St. C. C.

Auto - Accs - St. C. C. Collision

From

Date

CENSUS INFORMATION

Washington, D. C.

Primary Family Schedule (or Individual Census Slip),
or one other item. Please fill in the information called
Family Schedule (or Slip), so that all the data required by
the Act is obtained. If no voting residence is claimed, write "None"

Yours,



Director of the Census.

RESIDENCE IN SOME STATE

*which is strictly confidential
for statistical purposes only*

No. _____

which person claims	Approximate date of last visit	Approximate date when he or she last voted in and State of
---------------------	-----------------------------------	---

329

[See note at head of this table, p. 311]

¹ Excludes collision with railroad trains and street cars.

MORTALITY STATISTICS

TABLE 9.—DEATHS (EXCLUSIVE OF STILLBIRTHS) FROM IMPORTANT CAUSES, BY AGE, IN LARGE CITIES:
1928—Continued

[See note at head of this table, p. 311]

AREA AND CAUSE OF DEATH	All deaths	Under 1 year	1 year	2 years	3 years	4 years	5 to 9 years	10 to 14 years	15 to 19 years	20 to 24 years	25 to 29 years	30 to 34 years	35 to 44 years	45 to 54 years	55 to 64 years	65 to 74 years	75 years and over	Age unknown
NEW YORK, N. Y. (MANHATTAN BOROUGH, COLORED), all causes	3,833	617	137	56	36	17	62	41	120	250	331	300	702	569	817	185	93	
Typhoid and paratyphoid fever (1)	5								1	3	1							
Measles (7)	26	9	8	4	2		2											
Scarlet fever (8)	1					1					1							
Whooping cough (9)	41	15	16	6	2	2												
Diphtheria (10)	26	1	5	2	5	2	8	1	1				1					
Influenza (11)	19	5	2	1					1	1	1	2		2	3			
Meningococcus meningitis (24)	17	4		2	2			1	4	1			3					
Tuberculosis of the respiratory system (31)	590	5	11	5	2		6	11	52	106	102	66	121	78	14	10	1	
Other forms of tuberculosis (32-37)	89	14	7	9	3	2	8	4	5	8	7	5	8	9				
Cancer and other malignant tumors (43-49)	178				1					1	4	11	38	45	50	25	3	
Diabetes mellitus (57)	36							2	1	1	1	1	12	12	1	2	3	
Cerebral hemorrhage and softening (74, 83)	104				1				1	1	2	1	15	35	29	13	6	
Other [organic] diseases of the heart (90)	471				2	1	8	3	8	10	16	31	91	112	89	59	41	
Bronchitis (99)	10	6	1										1	1				
Broncho-pneumonia (100)	246	135	44	10	7	2	2		1	1	3	2	11	13	6	4	5	
Pneumonia (101)	351	32	15	4	1	1	5	3	6	28	39	35	90	53	24	13	2	
Diarrhea and enteritis (113, 114)	77	67	8		1								1					
Appendicitis and typhilitis (117)	26						2	1	2	3	3	8	3	1	1		1	
Hernia, intestinal obstruction (118)	33	7	1						1	1	2	5	8	6	1	1		
Cirrhosis of the liver (122)	15									2	2	1	5	3	2			
Nephritis (128, 129)	222								1	4	4	13	54	61	38	27	20	
Diseases of the female genital organs (137-141)	40								2	6	7	3	19	3				
Puerperal septicemia (146)	19								2	6	3	6	2					
Other puerperal causes (143-145, 147-150)	32								4	3	11	9	5					
Suicide (165-174)	30								1	4	7	4	10	2	1	1		
Homicide (197-200)	72	1						1	2	12	19	15	16	4	2			
Automobile accidents ¹ (188c)	35				1	2	8	4	1	1	5	1	7	1	3	1		
Automobile and railroad-train collision (part 188a)																		
Automobile and street-car collision (part 188b)																		
Other external causes (inclusions, see Table 5)	154	4	3	4	4	1	5	5	7	15	22	14	31	21	10	6	2	
All other causes	868	312	16	8	2	3	8	5	16	32	68	67	149	107	43	23	9	
NEW YORK, N. Y. (QUEENS BOROUGH), all causes	9,322	970	181	87	63	53	205	135	189	267	282	329	909	1,247	1,713	1,611	1,080	1
Typhoid and paratyphoid fever (1)	9					1	1			2	2	1	1	1				
Measles (7)	32	6	9	6	2	2	7											
Scarlet fever (8)	10		1	2	2		4				1							
Whooping cough (9)	35	16	12	3		1	3											
Diphtheria (10)	84	4	8	8	12	6	33	5	2	2		2	1		1			
Influenza (11)	103	11	3	5	1		2	1	4	6	3	3	15	16	12	13	8	
Meningococcus meningitis (24)	42	5	2	2	6	3	4	5	2	3	1	2	5	1	1			
Tuberculosis of the respiratory system (31)	509		3		1		4	4	40	65	68	42	115	88	54	22	3	
Other forms of tuberculosis (32-37)	54	8	4	2	3	2	5	4	5	4	4	3	6	2	1	1		
Cancer and other malignant tumors (43-49)	1,000					4	1	1		3	10	16	80	199	331	256	99	
Diabetes mellitus (57)	213		1				1	1	1		2	2	13	35	60	69	28	
Cerebral hemorrhage and softening (74, 83)	501						2	1			2	3	22	65	150	145	111	
Other [organic] diseases of the heart (90)	1,700	3	1	2	1	1	15	23	22	19	30	35	103	224	363	478	380	
Bronchitis (99)	27	5	3										1		5	4	9	
Broncho-pneumonia (100)	422	180	58	10	3	4	9	1	4	3	7	5	18	22	30	29	39	
Pneumonia (101)	606	57	18	18	5	6	22	9	27	25	30	32	82	92	92	63	28	
Diarrhea and enteritis (113, 114)	115	77	19	4	2	1	2	1	1			1	1	1	2	3		
Appendicitis and typhilitis (117)	161		5	4	6	5	11	14	12	9	7	11	27	28	13	6	3	
Hernia, intestinal obstruction (118)	78	9	1	1	1					1	4		10	13	19	10	9	
Cirrhosis of the liver (122)	77								1				17	14	25	12	6	
Nephritis (128, 129)	866	1	1	1	1	1	4	5	12	13	5	27	69	115	208	231	172	
Diseases of the female genital organs (137-141)	52						1		1	1	6	11	16	11	3	2		
Puerperal septicemia (146)	23									5	6	5	6	1				
Other puerperal causes (143-145, 147-150)	62								2	9	19	17	15					
Suicide (165-174)	146								1	4	13	8	14	35	31	22	7	
Homicide (197-200)	35	1							2	4	9	7	5	5				
Automobile accidents ¹ (188c)	128	1		3	1	1	14	14	7	9	9	6	15	13	20	10	5	
Automobile and railroad-train collision (part 188a)	1												1					
Automobile and street-car collision (part 188b)																		
Other external causes (inclusions, see Table 5)	335	8	4	5	7	5	13	12	18	29	13	22	50	47	38	33	30	
All other causes	1,896	578	28	10	9	10	47	33	22	42	36	60	180	223	263	212	143	
NEW YORK, N. Y. (RICHMOND BOROUGH), all causes	2,070	169	41	18	16	15	52	25	46	63	68	68	178	236	325	413	337	
Typhoid and paratyphoid fever (1)	3									2			1					
Measles (7)	7	1	6															
Scarlet fever (8)	4				2			2										
Whooping cough (9)	11	5	4	1		1												
Diphtheria (10)	22	2	1		3	4	10	1	1									
Influenza (11)	15	3								2			1	4	1	3		
Meningococcus meningitis (24)	5		2				1		1				1					
Tuberculosis of the respiratory system (31)	131					1	1	2	10	21	11	13	22	18	16	11	4	
Other forms of tuberculosis (32-37)	13	1	1		1	2				2	1		3	1	1			
Cancer and other malignant tumors (43-49)	177			1	1		2	1				6	22	32	48	44	19	
Diabetes mellitus (57)	45							1	4		1	2	4	3	13	15	6	
Cerebral hemorrhage and softening (74, 83)	129											2	6	17	42	31	31	
Other [organic] diseases of the heart (90)	492						2	6	4		10	5	17	43	76	156	173	
Bronchitis (99)	4									1					1		2	
Broncho-pneumonia (100)	89	22	12	7	1	3			1			1	9	7	12	13		
Pneumonia (101)	131	6	3	1		1	6	1	9	3	10	4	11	20	19	26	11	
Diarrhea and enteritis (113, 114)	30	17	5	1	1		1				1	1	1					
Appendicitis and typhilitis (117)	32			1	1			2	3	5	5	3	3	5	1			
Hernia, intestinal obstruction (118)	15	2									1		1	1	5			
Cirrhosis of the liver (122)	14												1	2	1	3	5	
Nephritis (128, 129)	164							1			3	2	7	25	34	53	38	
Diseases of the female genital organs (137-141)	6									1	1		2	1			1	
Puerperal septicemia (146)	7								2	2			2	1				
Other puerperal causes (143-145, 147-150)	11								1	1	4	4	2					
Suicide (165-174)	20								1	1	1	1	2	6	4	3	1	
Homicide (197-200)	5	1							1	1	1	1	1					
Automobile accidents ¹ (188c)	33				1	1	8	3		2	3		5	6	1	1	2	
Automobile and railroad-train collision (part 188a)																		
Automobile and street-car collision (part 188b)	1												1					
Other external causes (inclusions, see Table 5)	103	1	1	2	1		5	1	6	11	11	4	22	13	5	12	8	
All other causes	351	108	5	4	4	2	14	3	5	6	6	17	39	30	48	34	26	

¹ Excludes collision with railroad trains and street cars.

CAUSES OF DEATH, BY AGE

331

TABLE 9.—DEATHS (EXCLUSIVE OF STILLBIRTHS) FROM IMPORTANT CAUSES, BY AGE, IN LARGE CITIES:
1928—Continued

[See note at head of this table, p. 311]

AREA AND CAUSE OF DEATH	All deaths	Under 1 year	1 year	2 years	3 years	4 years	5 to 9 years	10 to 14 years	15 to 19 years	20 to 24 years	25 to 29 years	30 to 34 years	35 to 39 years	40 to 44 years	45 to 49 years	50 to 54 years	55 to 59 years	60 to 64 years	65 to 69 years	70 years and over	Age unknown
ROCHESTER, N. Y., all causes.....	3,989	372	42	18	18	14	66	47	67	82	82	97	325	486	715	837	720	1			
Typhoid and paratyphoid fever (1).....	3													1	1			1			
Measles (7).....	8	1	2	1		1	2							1							
Scarlet fever (8).....	4			1			1	1						1							
Whooping cough (9).....	19	16	1	1	1																
Diphtheria (10).....	13		2	2	1	3	4		1												
Influenza (11).....	21		1	1			2				1			3			2	7	3		
Meningococcus meningitis (24).....	2	1						1													
Tuberculosis of the respiratory system (31).....	112		1			1	2	7	17	11	5	26	18	11	10	3					
Other forms of tuberculosis (32-37).....	18			1			2	2	2	4	2	3	3	10	34	36	11				
Cancer and other malignant tumors (43-49).....	462	2	2				1	2	2	2	3	1	39	100	132	108	67				
Diabetes mellitus (57).....	107						1	4	2	1	2	1	5	10	34	36	11				
Cerebral hemorrhage and softening (74, 83).....	319				1		1	1		1	3	3	5	27	73	101	106				
Other [organic] diseases of the heart (90).....	770						3	5	5	3	3	7	38	88	161	234	223				
Bronchitis (99).....	17	4	2							1				1	5	4					
Broncho-pneumonia (100).....	129	44	13	3	1		3	1	1			2	9	2	10	14	26				
Pneumonia (101).....	190	9	3	2	1		4	5	4	5	6	6	23	25	34	33	30				
Diarrhea and enteritis (113, 114).....	38	30	1		2				1					1	1	1					
Appendicitis and typhilitis (117).....	63		1	1	2	1	3	2	7	8	5	5	4	12	7	7	3	2			
Hernia, intestinal obstruction (118).....	45	2	1		1				2	1				2	1	1	1	13			
Cirrhosis of the liver (122).....	36													3	11	9	11	1			
Nephritis (128, 129).....	315	1			1		1	2	1	6	5	12	28	43	71	69	75				
Diseases of the female genital organs (137-141).....	24																				
Puerperal septicemia (146).....	26								2	10	5	3	6								
Other puerperal causes (143-145, 147-150).....	27								3	6	4	4	10								
Suicide (165-174).....	38								2	4	3	4	11	7	3	5	1				
Homicide (197-200).....	9								2	2		3		2	2						
Automobile accidents ¹ (188c).....	68	1			1		19	4	5	1	4	2	5	4	7	11	4				
Automobile and railroad-train collision (part 188a).....	4											2	2								
Automobile and street-car collision (part 188b).....	162	3	2	2	3	4	11	5	8	5	5	4	20	17	19	20	84				
Other external causes (inclusions, see Table 5).....	940	258	10	3	4	3	10	9	12	10	17	24	71	103	131	158	117				
SYRACUSE, N. Y., all causes.....	2,702	254	39	21	18	7	50	20	44	56	50	76	219	334	471	530	513				
Typhoid and paratyphoid fever (1).....	1														1						
Measles (7).....	9		6		2		1														
Scarlet fever (8).....	3				1		2														
Whooping cough (9).....	13	8	4	1																	
Diphtheria (10).....	4		1				1														
Influenza (11).....	27	4		1					1	2	2		1	2	6	5	3				
Meningococcus meningitis (24).....	1																				
Tuberculosis of the respiratory system (31).....	73			1			1	4	6	6	8	15	17	11	3	1					
Other forms of tuberculosis (32-37).....	24	2		2	1		4	1	1	1	3	2	2	2	2	1	1				
Cancer and other malignant tumors (43-49).....	288		1	1		1	1			2	2	3	27	55	83	74	38				
Diabetes mellitus (57).....	63												4	10	17	20	11				
Cerebral hemorrhage and softening (74, 83).....	223								1		1	7	29	52	71	62					
Other [organic] diseases of the heart (90).....	526	1					4	2	4	7	3	6	22	40	90	140	207				
Bronchitis (99).....	12	2	1											1	1	1	6				
Broncho-pneumonia (100).....	103	27	10	2	1		3		2	1	2	7	7	7	11	12	18				
Pneumonia (101).....	157	6	2				2	1	6	6	8	6	22	27	27	24	20				
Diarrhea and enteritis (113, 114).....	32	23	5	2			1														
Appendicitis and typhilitis (117).....	29			1			3	2	3	1		2	4	7	4	2					
Hernia, intestinal obstruction (118).....	20	1			1							2	4	4	1	2	5				
Cirrhosis of the liver (122).....	25												2	2	2	10	3				
Nephritis (128, 129).....	192	1						1	1	2	4	2	15	28	41	59	38				
Diseases of the female genital organs (137-141).....	12																				
Puerperal septicemia (146).....	10																				
Other puerperal causes (143-145, 147-150).....	16																				
Suicide (165-174).....	30																				
Homicide (197-200).....	10	1					1		2	3	2	2	9	7	8	1					
Automobile accidents ¹ (188c).....	59				1		9	1	2	6	2	6	5	8	10	7	2				
Automobile and railroad-train collision (part 188a).....	2																				
Automobile and street-car collision (part 188b).....	3																				
Other external causes (inclusions, see Table 5).....	117	1	4	3	2	2	2	1	5	4	6	8	11	16	15	19	18				
All other causes.....	618	177	5	7	9	3	14	11	8	10	6	15	55	67	83	70	78				
YONKERS, N. Y., all causes.....	1,198	130	19	14	7	7	33	20	26	31	36	46	121	185	192	158	173				
Typhoid and paratyphoid fever (1).....																					
Measles (7).....	8	1	2	1		1	3														
Scarlet fever (8).....	3	2																			
Whooping cough (9).....	5	4	1																		
Diphtheria (10).....	12		1			3	4														
Influenza (11).....	15	2	1	1										1	2						
Meningococcus meningitis (24).....	2																				
Tuberculosis of the respiratory system (31).....	76	1					2	4	8	9	7	24	11	9	1						
Other forms of tuberculosis (32-37).....	11							1	1	1	1	2	2	36	25	12					
Cancer and other malignant tumors (43-49).....	117							2	2	2	1	2	13	24	36	25	12				
Diabetes mellitus (57).....	23						1							1	3	5	4				
Cerebral hemorrhage and softening (74, 83).....	65																				
Other [organic] diseases of the heart (90).....	234																				
Bronchitis (99).....	5	2																			
Broncho-pneumonia (100).....	52	21	2		1	1		1	3	5	4	4	11	39	57	14	13				
Pneumonia (101).....	110	5	2	4			6	6	3	5	4	4	20	19	14	13	5				
Diarrhea and enteritis (113, 114).....	14	8	3	2																	
Appendicitis and typhilitis (117).....	12	1					1	1	3												
Hernia, intestinal obstruction (118).....	11	1																			
Cirrhosis of the liver (122).....	16																				

¹ Excludes collision with railroad trains and street cars.

MORTALITY STATISTICS

TABLE 9.—DEATHS (EXCLUSIVE OF STILLBIRTHS) FROM IMPORTANT CAUSES, BY AGE, IN LARGE CITIES:
1928—Continued

[See note at head of this table, p. 311]

AREA AND CAUSE OF DEATH	All deaths	Under 1 year	1 year	2 years	3 years	4 years	5 to 9 years	10 to 14 years	15 to 19 years	20 to 24 years	25 to 29 years	30 to 34 years	35 to 44 years	45 to 54 years	55 to 64 years	65 to 74 years	75 years and over	Age unknown
AKRON, OHIO, all causes	2,378	349	81	36	27	19	71	27	55	80	97	104	274	297	292	309	260	
Typhoid and paratyphoid fever (1)	1												1					
Measles (7)	11	3	3			2	1						1			1		
Scarlet fever (8)	1																	
Whooping cough (9)	14	4	8	2	1													
Diphtheria (10)	31	2	5	3	1	6	8	3		1	1	1						
Influenza (11)	120	8	12	4			3	1	3	6	2	8	20	5	14	14	17	
Meningococcus meningitis (24)	2	1																
Tuberculosis of the respiratory system (31)	86							1	8	10	8	11	20	20	5	3		
Other forms of tuberculosis (32-37)	25	3	1	3	5		3	2	1	1	2	2	3	1	1			
Cancer and other malignant tumors (43-49)	171		1					1	1	1	1	5	4	11	48	12	21	
Diabetes mellitus (57)	42																	
Cerebral hemorrhage and softening (74, 83)	129		1					1	1		1	1	5	14	26	42	39	
Other [organic] diseases of the heart (90)	341	2						2	3	6	13	9	29	56	67	82	71	
Bronchitis (99)	9	1																
Broncho-pneumonia (100)	122	49	17	8	1		3	1		1	1	1	4	6	2	13	15	
Pneumonia (101)	174	16	5	4	1		5	1	4	6	7	14	32	31	16	17	15	
Diarrhea and enteritis (113, 114)	49	32	12	1	1			2	1	10	6	6	4	5	4	3	1	
Appendicitis and typhilitis (117)	50																	
Hernia, intestinal obstruction (118)	32	5		1	2		3	1	1				1	2	1	7	3	
Cirrhosis of the liver (122)	8																	
Nephritis (128, 129)	83						2	1					2	1	12	11	14	
Diseases of the female genital organs (137-141)	24									3	5	2	7	1	1	1		
Puerperal septicemia (146)	20									7	6	4	3					
Other puerperal causes (143-145, 147-150)	18								1	5	4	4	4					
Suicide (165-174)	26								1	2	3	1	5	7	1	5	1	
Homicide (197-200)	30								2	2	3	5	9	4	2			
Automobile accidents (188c)	83	3	1	1	1	3	9	2	8	8	7	7	11	6	8	9	2	
Automobile and railroad-train collision (part 188a)																		
Automobile and street-car collision (part 188b)	2										1							
Other external causes (inclusions, see Table 5)	123	4		1	3	4	7	8	7	6	9	5	17	22	9	6	15	
All other causes	551	216	15	7	7	3	25		15	6	12	16	55	44	42	51	37	
CINCINNATI, OHIO (WHITE), all causes	6,388	638	87	62	31	31	97	55	103	158	157	169	471	736	1,014	1,400	1,178	
Typhoid and paratyphoid fever (1)	7								1	2	1	2	1					
Measles (7)	40	11	12	7	2	2	4		1		1	2	1					
Scarlet fever (8)	10						5			2								
Whooping cough (9)	19	9	3	5	1	1												
Diphtheria (10)	35	4	8	5	2	3	9	2	1	1								
Influenza (11)	149	14	5	4	2	2	1	3	3	2	5	3	14	13	20	28	33	
Meningococcus meningitis (24)	14	2	1	2			1	2		4			1					
Tuberculosis of the respiratory system (31)	279	2	4				1	2	2	14	31	44	29	63	41	26	16	
Other forms of tuberculosis (32-37)	60	3	4	3	1		1	6	1	2	8	1	5	12	6	3	2	
Cancer and other malignant tumors (43-49)	601	1					1	1	1	3	3	8	38	108	163	199	74	
Diabetes mellitus (57)	123																	
Cerebral hemorrhage and softening (74, 83)	586	2							1	1	1	2	16	59	138	194	169	
Other [organic] diseases of the heart (90)	986		2					9	5	6	7	8	37	96	183	310	321	
Bronchitis (99)	29	2	1					1		1					2	2	5	
Broncho-pneumonia (100)	198	61	7	8	1		4		2	1	2	2	10	9	14	39	38	
Pneumonia (101)	314	43	11	6	5	2	9	3	8	11	7	7	20	39	34	56	53	
Diarrhea and enteritis (113, 114)	115	84	13	3	4	1							1	1	3	2	2	
Appendicitis and typhilitis (117)	136																	
Hernia, intestinal obstruction (118)	73	5	1	1	2		3	8	12	9	8	11	26	21	17	13	3	
Cirrhosis of the liver (122)	62																	
Nephritis (128, 129)	575	2					2	2	10	6	6	6	5	16	25	9	5	
Diseases of the female genital organs (137-141)	44									3	3	5	14	12	6	1	3	
Puerperal septicemia (146)	27									1	6	8	7	5				
Other puerperal causes (143-145, 147-150)	29								1	7	7	5	9					
Suicide (165-174)	69							5	1	4	5	14		19	13	7	1	
Homicide (197-200)	25								6	3	3	2	6	2	2	1	1	
Automobile accidents (188c)	118			1	2		13	6	7	6	3	11	14	21	22	12		
Automobile and railroad-train collision (part 188a)	8																	
Automobile and street-car collision (part 188b)	8																	
Other external causes (inclusions, see Table 5)	233	12	1	2		6	3	5	13	10	8	10	31	28	26	29	49	
All other causes	1,416	381	15	13	6	6	29	18	20	24	22	45	114	156	163	209	195	
CINCINNATI, OHIO (COLORED), all causes	1,191	136	34	14	3	4	31	22	39	70	89	92	223	187	131	76	40	
Typhoid and paratyphoid fever (1)																		
Measles (7)	4	1	3															
Scarlet fever (8)																		
Whooping cough (9)	5	3	2															
Diphtheria (10)	3																	
Influenza (11)	17	3	2						1	1	1	1	3	1	1	2		
Meningococcus meningitis (24)	1																	
Tuberculosis of the respiratory system (31)	176	2		3	1		7	9	20	32	28	23	32	15	2	1	1	
Other forms of tuberculosis (32-37)	32		2	2			3	3		4	4	3	11	12	11	1	2	
Cancer and other malignant tumors (43-49)	40																	
Diabetes mellitus (57)	10																	
Cerebral hemorrhage and softening (74, 83)	67										3		11	18	22	9	4	
Other [organic] diseases of the heart (90)	150								2	2	5	7	21	40	33	22	17	
Bronchitis (99)	3	1																
Broncho-pneumonia (100)	54	21	9				3	1		2	2	3	3	3	8	1	1	
Pneumonia (101)	110	13	8	5	1		4	2		4	6	9	20	20	13	2	3	
Diarrhea and enteritis (113, 114)	21	12	4															
Appendicitis and typhilitis (117)	10								1	1	1	1	4	1	1			
Hernia, intestinal obstruction (118)	9																	
Cirrhosis of the liver (122)	4																	
Nephritis (128, 129)	68							1	1	1		3	2	12	12	10	13	
Diseases of the female genital organs (137-141)	10																	
Puerperal septicemia (146)	12								2	2	1	3	4					
Other puerperal causes (143-145, 147-150)	5								1	1	1	1	1					
Suicide (165-174)	6																	
Homicide (197-200)	51							1	4	6	8	6	3	3	1	2		
Automobile accidents (188c)	14						1	6	1		3	1						
Automobile and railroad-train collision (part 188a)																		
Automobile and street-car collision (part 188b)																		
Other external causes (inclusions, see Table 5)	46		2	1				2	2		3	8	14	8	4	2		
All other causes	268	80	2	3			4	1	5	11	17	20	49	33	21	19	3	

1 Excludes collision with railroad trains and street cars.

CAUSES OF DEATH, BY AGE

333

TABLE 9.—DEATHS (EXCLUSIVE OF STILLBIRTHS) FROM IMPORTANT CAUSES, BY AGE, IN LARGE CITIES:
1928—Continued

[See note at head of this table, p. 311]

AREA AND CAUSE OF DEATH	All deaths	Under 1 year	1 year	2 years	3 years	4 years	5 to 9 years	10 to 14 years	15 to 19 years	20 to 24 years	25 to 29 years	30 to 34 years	35 to 39 years	40 to 44 years	45 to 49 years	50 to 54 years	55 to 59 years	60 to 64 years	65 to 69 years	70 years and over	Age unknown
CLEVELAND, OHIO (WHITE), all causes	9,121	935	126	67	70	51	187	119	192	246	284	366	1,131	1,381	1,415	1,438	1,113				
Typhoid and paratyphoid fever (1)	4								1			1					1				
Measles (7)	9	5	2	1			1	1													
Scarlet fever (8)	13	1	1	2	2	1	2	1	1	2											
Whooping cough (9)	36	14	11	2	3	3	1	1	1												
Diphtheria (10)	95	7	13	15	7	11	26	7	1	2		1	2			3					
Influenza (11)	187	9	9	4	7	1	3	5	4	10	6	11	25			27	16	27			
Meningococcus meningitis (24)	36	9	2	2	2		3	1	7	4	1		3	2							
Tuberculosis of the respiratory system (31)	484	1	2	1	1		4	36	62	59	49	127	82	42	17	1					
Other forms of tuberculosis (32-37)	65	3	2	4	2	1	7	3	5	5	3	10	6	2	6	4	2				
Cancer and other malignant tumors (43-49)	837		1			1	1	1	6	6	4	13	101	174	227	220	82				
Diabetes mellitus (57)	200								4	1	2	4	12	31	62	56	23				
Cerebral hemorrhage and softening (74, 83)	685	3						1	1	1	10	11	42	102	149	199	167				
Other [organic] diseases of the heart (90)	1,324	2			1	1	5	11	16	12	23	32	115	233	280	315	278				
Bronchitis (99)	38	7	3	1							1	1	3	1	6	4	11				
Broncho-pneumonia (100)	427	118	27	8	4	5	14	5	5	6	5	11	33	30	57	39	60				
Pneumonia (101)	452	19	12	7	7	3	8	10	7	15	13	33	74	88	55	61	40				
Diarrhea and enteritis (113, 114)	109	70	7	2	2	4	5		2	2	1	5	4	1	3	3	3				
Appendicitis and typhilitis (117)	144		1	2		1	8	12	18	12	8	11	26	24	13	7	1				
Hernia, intestinal obstruction (118)	97	7		1	2		2	1	2	3	2	3	18	15	15	14	12				
Cirrhosis of the liver (122)	100			1			1	1	1	1	1	18	25	28	15	10					
Nephritis (123, 129)	546	4			1		5	4	6	10	8	7	55	75	113	135	123				
Diseases of the female genital organs (137-141)	57								4	4	7	4	23	9	6	2					
Puerperal septicemia (146)	45								3	3	10	14	15								
Other puerperal causes (143-145, 147-150)	55								2	12	12	10	17	2							
Suicide (165-174)	148							1	5	3	12	20	29	41	16	17	4				
Homicide (197-200)	79	2	1		1		1	7	9	10	7	22	12	4	2	1					
Automobile accidents (188c)	255	2		1	9	5	21	10	8	18	13	15	33	42	35	30	13				
Automobile and railroad-train collision (part 188a)	6							1	1	3		2	3								
Automobile and street-car collision (part 188b)	8							1	1				3								
Other external causes (inclusions, see Table 5)	414	12	11	1	5	6	19	11	12	9	23	20	75	69	47	44	50				
All other causes	2,166	640	21	12	14	8	55	30	30	35	47	77	247	292	222	238	198				
CLEVELAND, OHIO (COLORED), all causes	1,305	141	39	20	6	16	26	17	40	92	117	115	281	214	104	46	31				
Typhoid and paratyphoid fever (1)	2											2									
Measles (7)	4	1		1			1	1													
Scarlet fever (8)	2		1								1										
Whooping cough (9)	15	6	8		1																
Diphtheria (10)	9	1	1	1			2	1		1			2								
Influenza (11)	33	9	2	2			1	1	3	2	2	2	5			1	3				
Meningococcus meningitis (24)	6						1					2	2								
Tuberculosis of the respiratory system (31)	202	1	1			3	2	6	22	42	33	23	41	22	6						
Other forms of tuberculosis (32-37)	48	3	1	1	1	4	2	4	1	7	5	2	9	5	1	2					
Cancer and other malignant tumors (43-49)	64									1		2	21	20	12	6	2				
Diabetes mellitus (57)	11									1		2	3	4							
Cerebral hemorrhage and softening (74, 83)	61								1		2	16	17	12	9	3					
Other [organic] diseases of the heart (90)	114	4				1	2	6	3	2	8	29	30	16	10	7					
Bronchitis (99)	5	4											1								
Broncho-pneumonia (100)	65	18	15	5		1	1	1	1	2	1	8	5	3	2	3					
Pneumonia (101)	112	1	3	3	1		1	1	5	13	20	36	23	7							
Diarrhea and enteritis (113, 114)	14	6	3						1	1		1	2								
Appendicitis and typhilitis (117)	10								4	2	1	2	3								
Hernia, intestinal obstruction (118)	9					1				1	1	2	3								
Cirrhosis of the liver (122)	4												3								
Nephritis (123, 129)	71								1	1	6	2	18	22	11	5	5				
Diseases of the female genital organs (137-141)	18									1	5	4	6	2							
Puerperal septicemia (146)	7									2	2	1	2								
Other puerperal causes (143-145, 147-150)	3										3										
Suicide (165-174)	5								1				2								
Homicide (197-200)	54								2	8	12	12	14	5	1						
Automobile accidents (188c)	18					1	2			2	2	2	4	3	2						
Automobile and railroad-train collision (part 188a)	3											1	1	1							
Automobile and street-car collision (part 188b)	3											1	1	1							
Other external causes (inclusions, see Table 5)	48	2	2	2	1	2	5	3	3	5	7	5	3	4	1	3					
All other causes	288	89	5	5	1	3	7	1	2	6	18	19	59	35	24	10	4				
COLUMBUS, OHIO, all causes	4,198	396	68	30	16	20	80	47	84	113	123	156	392	530	640	765	738				
Typhoid and paratyphoid fever (1)	5							1			1		3								
Measles (7)	10	1	5	1			2	1													
Scarlet fever (8)	7		1	1			3	2													
Whooping cough (9)	6	3	1	2																	
Diphtheria (10)	6		2	1			1														
Influenza (11)	121	12	2	3	3	2	5	2	3	4	2	3	11	16	11	13	29				
Meningococcus meningitis (24)	7	1		1			1		1	1	1		1								
Tuberculosis of the respiratory system (31)	217	1	2				2	14	26	32	24	46	31	18	16	5					
Other forms of tuberculosis (32-37)	43	2	2	1	2		1	2	5	3	6	7	4	3	2						
Cancer and other malignant tumors (43-49)	389									1	6	7	43	68	107	106	51				
Diabetes mellitus (57)	80			1			3	2	1	1	3	1	7	9	21	25	6				
Cerebral hemorrhage and softening (74, 83)	289						1				5	10	29	60	109	85					
Other [organic] diseases of the heart (90)	666					2	2	3	7	5	4	10	49	95	137	171	181				
Bronchitis (99)	21	3											1	1	1						
Broncho-pneumonia (100)	106	29	11	4	2	1	5	1	2	5	1	1	2	3	3	22	19				
Pneumonia (101)	145	10	4	2	3	1	5	2	3	5	5	10	23	17	19	18	18				
Diarrhea and enteritis (113, 114)	79	50	15	4	2	1	2				1		2	2	1						
Appendicitis and typhilitis (117)	70		1	2		1	4	6	4	5	7	6	11	14	7	2					
Hernia, intestinal obstruction (118)	53	5	1	1			1	2	1		2	3	3	9	7	9	9				
Cirrhosis of the liver (122)	34											2	2	8	15	4	3				
Nephritis (123, 129)	271	1		1			1			4	6	2	25	33	65	76	57				
Diseases of the female genital organs (137-141)	43								4	3	2	8	9	4							
Puerperal septicemia (146)	18								2	5	3	4	4								
Other puerperal causes (143-145, 147-150)	25								1	5	3	9	7								
Suicide (165-174)	43								7	1	3	10	9	6	6	1					
Homicide (197-200)	27								4	4	2	5	6	3	2	1					
Automobile accidents (188c)	100				1	2	12	2	6	5	5	3	9	18	16	11	10				
Automobile and railroad-train collision (part 188a)	11					1	1		1			2	4	2							
Automobile and street-car collision (part 188b)	2																				
Other external causes (inclusions, see Table 5)	189	5	5	3	1	6	5	3	9	10	11	6	23	17							

MORTALITY STATISTICS

TABLE 9.—DEATHS (EXCLUSIVE OF STILLBIRTHS) FROM IMPORTANT CAUSES, BY AGE, IN LARGE CITIES:
1928—Continued

[See note at head of this table, p. 311]

AREA AND CAUSE OF DEATH	All deaths	Under 1 year	1 year	2 years	3 years	4 years	5 to 9 years	10 to 14 years	15 to 19 years	20 to 24 years	25 to 29 years	30 to 34 years	35 to 39 years	40 to 44 years	45 to 49 years	50 to 54 years	55 to 59 years	60 to 64 years	65 to 69 years	70 years and over	Age unknown
DAYTON, OHIO, all causes.....	2,175	227	28	12	10	9	35	23	62	75	80	80	162	263	322	408	384				
Typhoid and paratyphoid fever (1).....	6							2	1	1		1	1								
Measles (7).....	10	4	2		1	1	1				1										
Scarlet fever (8).....	2																				
Whooping cough (9).....	4		3							1											
Diphtheria (10).....	7						1														
Influenza (11).....	59	9		1	2		3														
Meningococcus meningitis (24).....	7	1		1	2			1				2		8	6	4	7	16			
Tuberculosis of the respiratory system (31).....	115						4	1	1												
Other forms of tuberculosis (32-37).....	31		2				4	3	16	21	20	11	13	14	9	7					
Cancer and other malignant tumors (43-49).....	215	1					1	1	3	6	6	1	2	13	37	56	64	35			
Diabetes mellitus (57).....	48						1		3	1	2	2	13	37	56	64	35				
Cerebral hemorrhage and softening (74, 83).....	143	1						2				1	5	7	11	13	7				
Other [organic] diseases of the heart (90).....	356	1					1					4	11	30	64	109	143				
Bronchitis (99).....	8	1										7	18	30	64	109	143				
Broncho-pneumonia (100).....	73	32	4	2			1		2		1	1	2	2	2	2	2	3			
Pneumonia (101).....	77	4	3	2			1		3	1	3	1	2	2	2	4	5	17			
Diarrhea and enteritis (113, 114).....	41	31	4	1	1		3		1												
Appendicitis and typhilitis (117).....	26																				
Hernia, intestinal obstruction (118).....	27			1	1		1	4	2	2	2										
Cirrhosis of the liver (122).....	17																				
Nephritis (128, 129).....	140		1																		
Diseases of the female genital organs (137-141).....	24								4	1		3	3	8	3	2	1	4			
Puerperal septicemia (146).....	15								2	2	1	3	7	28	31	36	29				
Other puerperal causes (143-145, 147-150).....	16								1	4	3	4	3	7	1	1					
Suicide (165-174).....	18																				
Homicide (197-200).....	19	2																			
Automobile accidents ¹ (188c).....	64	1					3	2	4	4	7	3	11	11	11	3	3				
Automobile and railroad-train collision (part 188a).....	7																				
Automobile and street-car collision (part 188b).....	1																				
Other external causes (inclusions, see Table 5).....	102		2	2		4	6	3	4	3	4	4	9	12	14	9	26				
All other causes.....	497	138	7	2	3	1	5	3	8	9	12	15	38	62	55	73	62				
TOLEDO, OHIO, all causes.....	3,931	366	48	20	24	14	66	37	86	128	155	156	402	457	595	675	702				
Typhoid and paratyphoid fever (1).....	15					1	1	2	3	3	1		3								
Measles (7).....	9	2	4		1		2														
Scarlet fever (8).....	3								1	1											
Whooping cough (9).....	8	3	3	1			1														
Diphtheria (10).....	9	1																			
Influenza (11).....	198	25	3	2	3	1	8	2	2	5	7	11	25	12	21	32	39				
Meningococcus meningitis (24).....	17						2	1	3	3	1	2	2	2	1						
Tuberculosis of the respiratory system (31).....	234	1	3	1			1	2	19	29	38	20	53	24	27	14	2				
Other forms of tuberculosis (32-37).....	42	2	1	1	4	1	3	1	4	4	7	4	4	3	3						
Cancer and other malignant tumors (43-49).....	292								1	1	1	4	29	50	89	81	35				
Diabetes mellitus (57).....	74								1	2	4	6	12	17	19	13					
Cerebral hemorrhage and softening (74, 83).....	214																				
Other [organic] diseases of the heart (90).....	715						1	4	4	8	11	46	92	130	198	213					
Bronchitis (99).....	7	2																			
Broncho-pneumonia (100).....	146	40	10	3	5	1	3	2	1		4	2	12	7	11	12	33				
Pneumonia (101).....	158	8	1	2	1	1	1	3	4	6	10	13	22	24	20	22	20				
Diarrhea and enteritis (113, 114).....	47	25	10	2																	
Appendicitis and typhilitis (117).....	62			1			6	3	2	8	2	5	14	8	4	2	4				
Hernia, intestinal obstruction (118).....	51	6							1	2	2	1	5	11	10	9	4				
Cirrhosis of the liver (122).....	37																				
Nephritis (128, 129).....	187						1	1	1		2	4	13	26	53	41	45				
Diseases of the female genital organs (137-141).....	28									2	1	3	9	7	6						
Puerperal septicemia (146).....	23							1	1	9	6	4	2								
Other puerperal causes (143-145, 147-150).....	34								5	6	9	6	7	1							
Suicide (165-174).....	40									5	3	4	11	6	5	4	1				
Homicide (197-200).....	36									5	7	7	6	3							
Automobile accidents ¹ (188c).....	85	1	1	1	1	2	8	2	2	8	5	2	9	15	7	14	7				
Automobile and railroad-train collision (part 188a).....	15			1			1			4	1	1	2	3	2	2					
Automobile and street-car collision (part 188b).....	9																				
Other external causes (inclusions, see Table 5).....	176	4	4	1		2	11	5	5	5	12	12	19	22	18	18	38				
All other causes.....	890	246	8	3	4	2	10	7	16	16	19	26	84	87	111	106	145				
YOUNGSTOWN, OHIO, all causes.....	1,924	256	26	22	13	12	59	44	46	64	80	79	244	275	258	252	194				
Typhoid and paratyphoid fever (1).....	2								1					1							
Measles (7).....	2	1	1																		
Scarlet fever (8).....	3		1	1																	
Whooping cough (9).....	1	1																			
Diphtheria (10).....	29	1	2	4	4	4	14	1													
Influenza (11).....	70	7	1	1			4		3	2	2	5	6	6	9	15	7				
Meningococcus meningitis (24).....	10	1					2	2	4				1								
Tuberculosis of the respiratory system (31).....	86		1					1	8	6	18	9	21	15	6	1					
Other forms of tuberculosis (32-37).....	19				2	1		4	1	2	3	1	2	1	2						
Cancer and other malignant tumors (43-49).....	127			2			1				1	2	21	29	36	22	12				
Diabetes mellitus (57).....	28							1			1		2	5	8	9	2				
Cerebral hemorrhage and softening (74, 83).....	121	1								1			5	18	34	29	33				
Other [organic] diseases of the heart (90).....	258						1	5	1	3	5	9	27	43	47	55	62				
Bronchitis (99).....	1			1																	
Broncho-pneumonia (100).....	88	42	9	5			2		2	1	2	2	1	4	5	7	6				
Pneumonia (101).....	141	6	3	1	1	1	5	2	3	7	7	9	21	22	22	19	12				
Diarrhea and enteritis (113, 114).....	23	16	3		1		1	1					1								
Appendicitis and typhilitis (117).....	44					2	4	10	2	4			3	7	3	2					
Hernia, intestinal obstruction (118).....	24	2						1				1	1	4	9	3	3				
Cirrhosis of the liver (122).....	21												3	5	7	3	2				
Nephritis (128, 129).....	85	1							2	1	2	6	14	18	7	22	12				
Diseases of the female genital organs (137-141).....	20								1	1	3	2	7	5		1					
Puerperal septicemia (146).....	15								2	5	3	1	3	1							
Other puerperal causes (143-145, 147-150).....	19								2	6	3	1	7								
Suicide (165-174).....	24							1	1	3	1		2	9	6	1					
Homicide (197-200).....	17																				
Automobile accidents ¹ (188c).....	63		1		1	2	5	4	2	6	2	1	8	9	10	10	2				
Automobile and railroad-train collision (part 188a).....	1								1												
Automobile and street-car collision (part 188b).....	3																				
Other external causes (inclusions, see Table 5).....	106	1	1	1	3		7	3	6	6	6	7	19	12	14	10	10				
All other causes.....	473	175	3	6	1	1	13	7	4	8	15	13	57	54	40	42	34				

¹ Excludes collision with railroad trains and street cars.

CAUSES OF DEATH, BY AGE

335

TABLE 9.—DEATHS (EXCLUSIVE OF STILLBIRTHS) FROM IMPORTANT CAUSES, BY AGE, IN LARGE CITIES:
1928—Continued
[See note at head of this table, p. 311]

AREA AND CAUSE OF DEATH	All deaths	Under 1 year	1 year	2 years	3 years	4 years	5 to 9 years	10 to 14 years	15 to 19 years	20 to 24 years	25 to 29 years	30 to 34 years	35 to 39 years	40 to 44 years	45 to 49 years	50 to 54 years	55 to 59 years	60 to 64 years	65 to 69 years	70 years and over	Age unknown
PORTLAND, OREG., all causes	3,659	190	21	16	16	13	56	30	70	77	98	107	325	511	572	843	714				
Typhoid and paratyphoid fever (1)	7								1	3		2	1								
Measles (7)	3				1		1									1					
Scarlet fever (8)																					
Whooping cough (9)																					
Diphtheria (10)	6						2		1	1	1	1	1	1	5	4	9	9			
Influenza (11)	56	3	1		1		1	2	1	5	3	1	11	1	2						
Meningococcus meningitis (24)	6		1						1			1	1	1	2						
Tuberculosis of the respiratory system (31)	101	1						2	8	13	9	6	18	17	13	11	3				
Other forms of tuberculosis (32-37)	46	1		2	3	6	6	1	6	4	3	2	4	3	2	2	3				
Cancer and other malignant tumors (43-49)	474			1			5	1	2	4	5	7	34	90	116	134	76				
Diabetes mellitus (57)	69			1			1			2	1	1	6	6	12	29	10				
Cerebral hemorrhage and softening (74, 83)	285										1	2	9	35	51	94	93				
Other [organic] diseases of the heart (90)	585						1	3	2	5	6	4	32	70	96	191	175				
Bronchitis (99)	12	2								1	1				2	2	5				
Broncho-pneumonia (100)	118	17	7			2		2	3	2	3	1	7	13	10	18	33				
Pneumonia (101)	145	8	1	1		1	2	3	2	6	1	5	17	25	22	31	20				
Diarrhea and enteritis (113, 114)	17	8	2			1	2	3	2	6	1	1	1	1	1	1	1				
Appendicitis and typhlitis (117)	56		1	2	1	1	8		6	4	4	3	9	5	7	5	1				
Hernia, intestinal obstruction (118)	46	4		1			1				1	5	4	6	8	10	6				
Cirrhosis of the liver (122)	20							1				1	2	2	3	7	3				
Nephritis (128, 129)	256	1							1	1	3	5	19	26	50	68	82				
Diseases of the female genital organs (137-141)	35								1	1	1	5	11	12	2	2	1				
Puerperal septicemia (146)	14								1	4	3	5	1								
Other puerperal causes (143-145, 147-150)	9									3	2	2	1								
Suicide (165-174)	93								2	3	3	5	23	22	17	14	4				
Homicide (197-200)	12								1	1	2	2	6								
Automobile accidents ¹ (188c)	64				2		5	1	4	1	4	2	8	10	5	12	10				
Automobile and railroad-train collision (part 188a)																					
Automobile and street-car collision (part 188b)	149		1	1	1		4	4	1	6	13		2	23	13	1	27				
Other external causes (inclusions, see Table 5)									9	8		12	22	28	136	193	156				
All other causes	971	145	7	7	7	3	17	11	17	8	27	28	76	136	133	193	156				
PHILADELPHIA, PA. (WHITE), all causes	22,919	2,017	513	207	141	123	391	284	354	479	548	667	2,033	2,976	4,258	4,372	3,556				
Typhoid and paratyphoid fever (1)	16	1						1	3	4	1	2	2								
Measles (7)	134	41	54	12	9	4	12		1		1										
Scarlet fever (8)	26	1	1	4	6	3	9			1		1									
Whooping cough (9)	86	44	27	7	3	2	3														
Diphtheria (10)	208	16	52	33	26	17	46	6	2	1	1	1	4	1	2						
Influenza (11)	329	37	21	8	4	1	8	4	9	8	8	11	39	41	38	44	48				
Meningococcus meningitis (24)	31	4		3	1	1	5	5	4	2	2	2	1								
Tuberculosis of the respiratory system (31)	1,080	5	7	1	1	1	4	8	64	124	116	107	227	183	155	64	13				
Other forms of tuberculosis (32-37)	122	14	12	5	1	4	10	6	8	18	1	2	17	11	7	6					
Cancer and other malignant tumors (43-49)	2,423	1	2	2	2	1	13	7	13	9	34	59	223	475	686	607	289				
Diabetes mellitus (57)	472						5	3	2	3	3	7	23	71	158	145	52				
Cerebral hemorrhage and softening (74, 83)	1,334	2	1	1	1		1	1	3	2	6	4	51	171	337	406	348				
Other [organic] diseases of the heart (90)	4,588	8	1	1	3	1	21	36	35	32	55	60	238	576	1,013	1,295	1,213				
Bronchitis (99)	118	26	7				2		2		1	2	2	8	12	21	35				
Broncho-pneumonia (100)	924	282	93	31	16	10	18	6	13	7	8	11	39	68	81	113	133				
Pneumonia (101)	1,231	112	74	25	8	10	23	16	27	27	31	45	172	177	220	151	113				
Diarrhea and enteritis (113, 114)	343	244	48	7	7	4	3	1		2	2	2	4	11	6	7	5				
Appendicitis and typhlitis (117)	290		3	8	6	8	31	32	22	13	8	22	42	46	36	10	3				
Hernia, intestinal obstruction (118)	211	18	2	1			5	2	3	3		2	9	23	50	42	24				
Cirrhosis of the liver (122)	203										2	5	20	46	74	42	14				
Nephritis (128, 129)	2,651	3	2	3	4		7	10	17	19	17	39	196	330	596	739	669				
Diseases of the female genital organs (137-141)	108							2	3	5	11	12	39	21	8	3	4				
Puerperal septicemia (146)	79								3	26	18	13	19								
Other puerperal causes (143-145, 147-150)	121								3	21	33	29	34	1							
Suicide (165-174)	282								4	14	17	23	51	72	60	29	12				
Homicide (197-200)	84								6	17	17	13	14	14	2	1					
Automobile accidents ¹ (188c)	290	1		2	3	13	41	16	14	16	15	8	21	29	47	45	19				
Automobile and railroad-train collision (part 188a)																					
Automobile and street-car collision (part 188b)	17		1				1	1	4	4			2	3	1						
Other external causes (inclusions, see Table 5)	896	22	20	18	18	21	41	36	19	32	31	41	114	129	123	112	119				
All other causes	4,222	1,145	85	35	22	22	84	85	73	69	103	137	416	469	544	490	443				
PHILADELPHIA, PA. (COLORED), all causes	3,964	593	147	56	25	20	62	49	132	230	263	288	627	656	454	253	109				
Typhoid and paratyphoid fever (1)	2								1		1										
Measles (7)	22	8	8	4			1														
Scarlet fever (8)	3				2		1														
Whooping cough (9)	52	29	18	4			1														
Diphtheria (10)	19	3	4	3		2	3	1			1		2								
Influenza (11)	79	19	4	3		1	1	1	3	5	4	3	12	11	7	5					
Meningococcus meningitis (24)	5						2			1											
Tuberculosis of the respiratory system (31)	480	7	6	2	4	2	9	14	62	93	69	56	82	52	16	6					
Other forms of tuberculosis (32-37)	54	3	3	2	2	4	5	4	5	5	7	4	6	2	2						
Cancer and other malignant tumors (43-49)	184	1	1	1					1	1	10	15	22	64	46	15	7				
Diabetes mellitus (57)	51								4	4	4	15	7	13	16	6	1				
Cerebral hemorrhage and softening (74, 83)	174	2		1					3	2	9	23	46	43	31	13					
Other [organic] diseases of the heart (90)	499	2		1			6	6	3	7	15	19	86	126	112	83	33				
Bronchitis (99)	18	9	3	1					1	1		1	1	2							
Broncho-pneumonia (100)	275	108	42	13	5	1	2	2	3	4	10	7	23	21	23	7	4				
Pneumonia (101)	416	63	29	11	3	2	8	4	10	31	33	34	80	57	32	12	7				
Diarrhea and enteritis (113, 114)	93	62	11	6	1	2			1	1	1	1	2	3	1	1	2				
Appendicitis and typhlitis (117)	22						2	1	3	2	3	4	4	3							
Hernia, intestinal obstruction (118)	41	7	1						2	1	4	2	7	7	6	2	1				
Cirrhosis of the liver (122)	11										2	2	2	2	3	1	1				
Nephritis (128, 129)	319		1	1	1			3		7	8	14	55	91	74	40	24				
Diseases of the female genital organs (137-141)	30								2	2	4	5	11	5							
Puerperal septicemia (146)	21								5	5	6	4	2								
Other puerperal causes (143-145, 147-150)	24								5	4	3	7	5								
Suicide (165-174)	19									2	4	3	7	3							
Homicide (197-200)	93	1							6	17	14	16	27	10		1					
Automobile accidents ¹ (188c)	28					1	2	1	1	1	1	2	5	6	4	3	1				
Automobile and railroad																					

MORTALITY STATISTICS

TABLE 9.—DEATHS (EXCLUSIVE OF STILLBIRTHS) FROM IMPORTANT CAUSES, BY AGE, IN LARGE CITIES:
1928—Continued

[See note at head of this table, p. 311]

AREA AND CAUSE OF DEATH	All deaths	Under 1 year	1 year	2 years	3 years	4 years	5 to 9 years	10 to 14 years	15 to 19 years	20 to 24 years	25 to 29 years	30 to 34 years	35 to 39 years	40 to 44 years	45 to 49 years	50 to 54 years	55 to 59 years	60 to 64 years	65 to 69 years	70 years and over	Age unknown
PITTSBURGH, PA. (WHITE), all causes.....	9,045	986	210	92	67	56	200	120	220	297	283	352	948	1,224	1,400	1,455	1,135				
Typhoid and paratyphoid fever (1).....	23			1	1		2		4	6	2		4	1	1	1					
Measles (7).....	43	11	16	8	3	1	4														
Scarlet fever (8).....	20	1	1	2	3	4	4			2		1	2								
Whooping cough (9).....	31	15	6	3	3	1	3														
Diphtheria (10).....	74	2	12	8	10	12	26	1		1			1	1							
Influenza (11).....	477	31	17	11	3	5	9	9	19	17	19	21	64	66	62	59	65				
Meningococcus meningitis (24).....	37	7	2	1	1	1	4	3	3	4		1	6	3							
Tuberculosis of the respiratory system (31).....	352	2	4		1	1	1	2	25	49	32	38	81	72	27	14	3				
Other forms of tuberculosis (32-37).....	58	4	3	2	4	2	7	1	1	4	7	4	12	4	3						
Cancer and other malignant tumors (43-49).....	710	2					2	2	2	5	11	15	63	123	226	170	89				
Diabetes mellitus (57).....	151						1	1	3	2	2	2	12	25	42	47	14				
Cerebral hemorrhage and softening (74, 83).....	512	1		1					3		2	5	21	74	115	160	129				
Other [organic] diseases of the heart (90).....	1,218			1	1		13	15	20	16	19	27	69	162	243	309	323				
Bronchitis (99).....	73	11	6	2		1		2			1	2	3	4	9	7	25				
Broncho-pneumonia (100).....	461	140	40	9	7	4	5	3	3	4	3	6	27	24	40	65	81				
Pneumonia (101).....	879	55	28	10	2	5	17	13	23	36	38	51	125	150	135	120	71				
Diarrhea and enteritis (113, 114).....	145	81	21	5	4	2	1	1	1	4		2	6	5	5	2	5				
Appendicitis and typhilitis (117).....	109	2	1			1	4	8	12	12	6	9	21	20	7	4	2				
Hernia, intestinal obstruction (118).....	75	8	3	2			2	1	3	3	1	2	9	8	12	15	6				
Cirrhosis of the liver (122).....	87						2				1	6	11	17	28	16	6				
Nephritis (128, 129).....	629	2		1	2	1	4	5	4	14	8	11	57	86	136	165	133				
Diseases of the female genital organs (137-141).....	49								1	3	3	9	15	11	4	3					
Puerperal septicemia (146).....	60								5	16	11	16	12								
Other puerperal causes (143-145, 147-150).....	65								10	13	16	11	14	1							
Suicide (165-174).....	73								2	6	10	2	16	22	10	5					
Homicide (197-200).....	38	2		1					2	1	4	5	10	7	17	19	15	24	7		
Automobile accidents ¹ (188c).....	152		1	3	4	1	16	5	13	8	12	7	17	19	15	24					
Automobile and railroad-train collision (part 188a).....	3									2	1		1	2	1	1					
Automobile and street-car collision (part 188b).....	8										1	1	2	2	1	1					
Other external causes (inclusions, see Table 5).....	463	10	11	5	10	5	19	10	22	30	16	20	86	81	50	56	32				
All other causes.....	1,970	599	38	16	8	9	53	38	39	39	57	78	182	238	224	208	144				
PITTSBURGH, PA. (COLORED), all causes.....	1,144	155	41	14	9	4	21	15	24	58	84	84	206	194	137	60	38				
Typhoid and paratyphoid fever (1).....	1													1							
Measles (7).....	5	3	1		1																
Scarlet fever (8).....	3	1	2																		
Whooping cough (9).....	2	1	1																		
Diphtheria (10).....	41	6	1	1					2	1	4	3	6	9	6	2					
Influenza (11).....	4	2							1				1	1							
Meningococcus meningitis (24).....	94	1	4	1	2		1	3	8	9	18	10	17	11	7	1					
Tuberculosis of the respiratory system (31).....	18		1	2		1	3		4	2		1	1	2	1						
Other forms of tuberculosis (32-37).....	37									1	1	1	6	13	10	4	1				
Cancer and other malignant tumors (43-49).....	6									1	2	1	1	1	1						
Diabetes mellitus (57).....	60	1								1	2	1	8	18	11	11	9				
Cerebral hemorrhage and softening (74, 83).....	128						2	2	1		4	4	25	28	36	13	12				
Other [organic] diseases of the heart (90).....	6	2													2	1	1				
Bronchitis (99).....	79	37	12	2			3	1	2	1	2	3	5	4	3	4					
Broncho-pneumonia (100).....	186	5	10	2	2	1	2	3	1	23	15	20	52	31	13	6					
Pneumonia (101).....	21	15	3							1	1	1	1	1	1						
Diarrhea and enteritis (113, 114).....	7	1							2					1	1						
Appendicitis and typhilitis (117).....	7													1	1						
Hernia, intestinal obstruction (118).....	3									1		1	1	1	1						
Cirrhosis of the liver (122).....	93	1							2	2	3	3	18	25	22	13	4				
Nephritis (128, 129).....	15									1	2	2	6	4							
Diseases of the female genital organs (137-141).....	7									1	3	3	2								
Puerperal septicemia (146).....	8								1	1	4	1	2								
Other puerperal causes (143-145, 147-150).....	8									1	1	1	2	2	1						
Suicide (165-174).....	23									1	6	4	10	2							
Homicide (197-200).....	8						2	1	1				3	1							
Automobile accidents ¹ (188c).....	3										1		1	1							
Automobile and railroad-train collision (part 188a).....	52	3	1	2		1	2		5	5	11	13	5	1	2	1					
Automobile and street-car collision (part 188b).....	220	77	6	5	1	1	7	1	3	5	13	12	31	30	19	4	6				
Other external causes (inclusions, see Table 5).....																					
All other causes.....																					
READING, PA., all causes.....	1,341	123	21	8	5	7	25	15	36	27	21	30	109	174	212	262	266				
Typhoid and paratyphoid fever (1).....	4			1					1		1		1								
Measles (7).....	4																				
Scarlet fever (8).....	6	4				1															
Whooping cough (9).....	7			1	1	1	2	1	1												
Diphtheria (10).....	31	2	1					1	3	1			3	7	3	6	4				
Influenza (11).....																					
Meningococcus meningitis (24).....	41						1		5	5	2	4	11	5	3						
Tuberculosis of the respiratory system (31).....	7							1	2	1		1	1		1						
Other forms of tuberculosis (32-37).....	125							1	1			3	7	29	30	32	21				
Cancer and other malignant tumors (43-49).....	39									1			3	4	8	18	5				
Diabetes mellitus (57).....	100	1							2		1	2	6	18	25	45					
Cerebral hemorrhage and softening (74, 83).....	291																				

¹ Excludes collision with railroad trains and street cars.

CAUSES OF DEATH, BY AGE

337

TABLE 9.—DEATHS (EXCLUSIVE OF STILLBIRTHS) FROM IMPORTANT CAUSES, BY AGE, IN LARGE CITIES:
1928—Continued

[See note at head of this table, p. 311]

AREA AND CAUSE OF DEATH	All deaths	Under 1 year	1 year	2 years	3 years	4 years	5 to 9 years	10 to 14 years	15 to 19 years	20 to 24 years	25 to 29 years	30 to 34 years	35 to 44 years	45 to 54 years	55 to 64 years	65 to 74 years	75 years and over	Age unknown
SCRANTON, PA., all causes	2,003	229	44	19	10	15	42	29	38	56	66	90	235	275	384	259	212	
Typhoid and paratyphoid fever (1)	2										1	1						
Measles (7)	7	1	4	1	1													
Scarlet fever (8)	6					1	4											
Whooping cough (9)	6	4	2															
Diphtheria (10)	15		2	5	2	3	1						1	3	10	4	3	
Influenza (11)	38	9	2						2	1	2		2	1				
Meningococcus meningitis (24)	2	1																
Tuberculosis of the respiratory system (31)	96	1					3		12	15	15	11	14	13	9	3		
Other forms of tuberculosis (32-37)	10		1				3		1	1	1	1	2	1	1			
Cancer and other malignant tumors (43-49)	162	1						2	1	1	1	6	13	36	47	41	14	
Diabetes mellitus (57)	40			1				3		1	1	1	4	5	17	4	3	
Cerebral hemorrhage and softening (74, 83)	126	1							1	1	1	1	8	17	31	31	36	
Other [organic] diseases of the heart (90)	316		1			1	1	2	1	4	9	9	32	53	84	66	53	
Bronchitis (99)	16	4												3	6	2	1	
Broncho-pneumonia (100)	68	27	5	1	1	1	1	3			1		4	4	8	3	9	
Pneumonia (101)	136	6	9	2		1	2	1	6	3	5	9	28	20	28	9	7	
Diarrhea and enteritis (113, 114)	58	40	8	2	3									1	1	1	2	
Appendicitis and typhilitis (117)	30					1	1	1					2	3	3	2		
Hernia, intestinal obstruction (118)	23	3	1										2	3	2	4	1	
Cirrhosis of the liver (122)	13												4	1	5			
Nephritis (128, 129)	150							2	1		2	2	5	11	28	37	25	
Diseases of the female genital organs (137-141)	8											1	1	2	3	1	1	
Puerperal septicemia (146)	8									5	2							
Other puerperal causes (143-145, 147-150)	16									3	2		9					
Suicide (165-174)	15								1			2	2	3	5	2	1	
Homicide (197-200)	7																	
Automobile accidents ¹ (188c)	33						4	4	2	1	2	4	6	2	5	2	2	
Automobile and railroad-train collision (part 188a)	2			1														
Automobile and street-car collision (part 188b)	140	2	2	4	1	1	6	4	2	6	6	13	33	18	15	11	16	
Other external causes (inclusions, see Table 5)	454	129	6	2	1	5	16	6	8	8	9	17	51	56	65	37	38	
All other causes																		
PROVIDENCE, R. I., all causes	3,517	376	85	31	34	20	74	40	62	84	73	87	291	450	658	671	480	1
Typhoid and paratyphoid fever (1)	5								1			1	1	1	1			
Measles (7)	38	17	11	3	3	2	1	1										
Scarlet fever (8)	9		5	2	1		4	1										
Whooping cough (9)	16	9	5		1	1												
Diphtheria (10)	26	3	5	3	4	6	5											
Influenza (11)	29	2	1					2	1		1	1	4	2	5	7	3	
Meningococcus meningitis (24)	4																	
Tuberculosis of the respiratory system (31)	118	3		1	1		1		1	15	9	6	23	29	14	7	3	
Other forms of tuberculosis (32-37)	44	4		2	4	2	7		6	1	2	2	7	30	67	104	52	
Cancer and other malignant tumors (43-49)	367		1															
Diabetes mellitus (57)	78								1	1	1		1	12	32	26	4	
Cerebral hemorrhage and softening (74, 83)	305	1	1				4	6	7	3	2	5	25	84	116	156	123	
Other [organic] diseases of the heart (90)	533																	
Bronchitis (99)	19	9	12	3		1	2					1			4	3	2	
Broncho-pneumonia (100)	108	36	12	7		1	6	2	1	7	2	5	1	2	11	17	18	
Pneumonia (101)	210	19	13	7	4	1	6	2	3	7	5	5	29	25	37	30	17	
Diarrhea and enteritis (113, 114)	57	36	12	3	1		1		6	7	3	5	11	4	9	6	1	
Appendicitis and typhilitis (117)	62					1												
Hernia, intestinal obstruction (118)	36	2	1		2					2		2	2	1	10	8	1	
Cirrhosis of the liver (122)	19														5	5		
Nephritis (128, 129)	340	1					4	1	2	4	4	3	17	45	82	90	87	
Diseases of the female genital organs (137-141)	33									3	2	4	13	6	4		1	
Puerperal septicemia (146)	14									6	5	1	2					
Other puerperal causes (143-145, 147-150)	30									10	7	7	9					
Suicide (165-174)	25								1	3	4	3	2	7	2	3		
Homicide (197-200)	11									4								
Automobile accidents ¹ (188c)	77				4	1	8	9	6	5		5	2	5	16	9	7	
Automobile and railroad-train collision (part 188a)	1																	
Automobile and street-car collision (part 188b)	5								1	1								
Other external causes (inclusions, see Table 5)	150	3	6	4	4	2	5	4	5	4	3	6	15	23	26	21	18	
All other causes	748	230	12	2	4	3	19	11	13	10	19	22	78	74	99	86	66	
MEMPHIS, TENN. (WHITE), all causes	1,931	186	40	23	15	14	30	27	60	69	85	98	213	246	286	288	248	2
Typhoid and paratyphoid fever (1)	9	1	1						2	1	1	1		1		1		
Measles (7)	4	1	1				1		1									
Scarlet fever (8)	1			1														
Whooping cough (9)	8	4	3	1														
Diphtheria (10)	8				1	3	2		1									
Influenza (11)	61	7	4	2			1	1	1	1	3		6	2	5	13	15	
Meningococcus meningitis (24)	7	1		1			1		1		2	1						
Tuberculosis of the respiratory system (31)	79								2	12	11	8	19	10	7	8	2	
Other forms of tuberculosis (32-37)	19	1	1	2	2				2	1	4	1	2	1	2			
Cancer and other malignant tumors (43-49)	157						1	1	2		4	10	18	33	42	31	16	
Diabetes mellitus (57)	25			1						1		1	1	2	9	4	4	
Cerebral hemorrhage and softening (74, 83)	108										4	2	8	13	27	31	23	
Other [organic] diseases of the heart (90)	203						1		3	1	2	4	17	27	45	57	45	1
Bronchitis (99)	2																	
Broncho-pneumonia (100)	53	20	5	2	3				1			2	2	3	2	6	7	
Pneumonia (101)	76	1	5			1		2	2	2	5	7	10	7	10	10	13	
Diarrhea and enteritis (113, 114)	29	17	5		1		2							1	3	4	2	
Appendicitis and typhilitis (117)	59				3	4	3	10	7	4	4	4	9	7	3	4	1	
Hernia, intestinal obstruction (118)	33	7	2					2	1			1	4	6	6	3		
Cirrhosis of the liver (122)	18													1	7	6	3	
Nephritis (128, 129)	153				1		1	1		2	4	5	17	19	29	38	36	
Diseases of the female genital organs (137-141)	14									2	2	2	2	4	3			
Puerperal septicemia (146)	22								3	9	4	4	2					
Other puerperal causes (143-145, 147-150)	18								3	5	2	4	4					
Suicide (165-174)	35								2	3	4	3	2	18	2	1	1	
Homicide (197-200)	27								1	3	4	3	3	11	2	2	1	
Automobile accidents ¹ (188c)	45				1	1	2	3	3	4	2	3	6	5	6	6	3	
Automobile and railroad-train collision (part 188a)	6											1	1	2		1		
Automobile and street-car collision (part 188b)	3																	
Other external causes (inclusions, see Table 5)	97	1	4	4	4	2	5	3	4	6	8	7	7	6	10	10	16	
All other causes	552	125	8	9	2	3	6	12	15	8	15	24	63	70	70	60	62	

¹ Excludes collision with railroad trains and street cars.

MORTALITY STATISTICS

TABLE 9.—DEATHS (EXCLUSIVE OF STILLBIRTHS) FROM IMPORTANT CAUSES, BY AGE, IN LARGE CITIES:
1928—Continued

[See note at head of this table, p. 311]

AREA AND CAUSE OF DEATH	All deaths	Under 1 year	1 year	2 years	3 years	4 years	5 to 9 years	10 to 14 years	15 to 19 years	20 to 24 years	25 to 29 years	30 to 34 years	35 to 44 years	45 to 54 years	55 to 64 years	65 to 74 years	75 years and over	Age unknown
MEMPHIS, TENN. (COLORED), all causes.....	1,816	200	39	17	10	11	26	33	82	140	144	131	317	296	198	114	57	1
Typhoid and paratyphoid fever (1).....	14							4	4	2	2		2					
Measles (7).....	5	1	2			1					1							
Scarlet fever (8).....																		
Whooping cough (9).....	2		1	1					1				1					
Diphtheria (10).....	3					1							3					
Influenza (11).....	65	11	3				2	2	1	5	3	3	9	16	6	2	2	
Meningococcus meningitis (24).....	6							1	1		1		2		1			
Tuberculosis of the respiratory system (31).....	208	3	3	2	1		4	10	24	39	35	24	37	17	6	3		
Other forms of tuberculosis (32-37).....	28		1	1	1	1	1	2	4	3	4	1	2	4	3			
Cancer and other malignant tumors (43-49).....	53										2	6	16	11	12	5	1	
Diabetes mellitus (57).....	15								1				4	3	4	2	1	
Cerebral hemorrhage and softening (74, 83).....	84				1					1	5	2	15	23	18	12	7	
Other [organic] diseases of the heart (90).....	185						1			3	7	8	37	54	47	21	7	
Bronchitis (99).....	8	2											1	1		2	2	
Broncho-pneumonia (100).....	49	27	7	2	1	2					1		3	1	3	2	2	
Pneumonia (101).....	130	10	4	2	2		5	2	6	19	3	11	24	19	13	6	4	
Diarrhea and enteritis (113, 114).....	38	20	7	3					1				3	2	2			
Appendicitis and typhilitis (117).....	36						3	2		4	5	4	7	7	3	1		
Hernia, intestinal obstruction (118).....	36	2	1		1					4	3	2	9	7	4	2	1	
Cirrhosis of the liver (122).....	6												2	1	2	1		
Nephritis (128, 129).....	102								3	2	4	2	21	27	16	15	12	
Diseases of the female genital organs (137-141).....	39									2	3	9	17	6	1			
Puerperal septicemia (146).....	12								2	1	7							
Other puerperal causes (143-145, 147-150).....	19								2	6	5	4	2					
Suicide (165-174).....	2																	
Homicide (197-200).....	89								12	20	21	13	16	4	1	2		
Automobile accidents ¹ (188c).....	35					1	1	3	5	4		3	5	5	5	1	2	
Automobile and railroad-train collision (part 188a).....	2								1					1				
Automobile and street-car collision (part 188b).....	1								1									
Other external causes (inclusions; see Table 5).....	69	6	2	2	2	1	3	2	4	7	5	10	13	6	2	2	2	
All other causes.....	475	118	8	4	1	4	6	5	9	18	27	28	68	81	47	34	16	1
NASHVILLE, TENN. (WHITE), all causes.....	1,585	216	48	17	10	12	26	11	40	48	58	70	128	165	215	273	248	
Typhoid and paratyphoid fever (1).....	15			1					2	2	2	3	3	2				
Measles (7).....	4	1	3															
Scarlet fever (8).....	1					1												
Whooping cough (9).....	6	1	3	1	1													
Diphtheria (10).....	10	2	3	2	1	1		1										
Influenza (11).....	60	8	4				1	2			1	6	3	4	7	11	13	
Meningococcus meningitis (24).....	5	3				1				1								
Tuberculosis of the respiratory system (31).....	78	1	2		1				1	9	14	4	12	14	12	7	1	
Other forms of tuberculosis (32-37).....	16		3			1	1		2	2	2	1	2	2	3	4		
Cancer and other malignant tumors (43-49).....	128				1			2	1			4	14	23	35	33	15	
Diabetes mellitus (57).....	20									1	1			2	5	7	4	
Cerebral hemorrhage and softening (74, 83).....	107								2			1	1	17	24	34	28	
Other [organic] diseases of the heart (90).....	169	1	1						4	1	1	3	9	12	28	51	58	
Bronchitis (99).....	5	2											1	1	2	2	2	
Broncho-pneumonia (100).....	40	19	2				2	1					1	2	1	3	9	
Pneumonia (101).....	68	3		1	2	2	1		3	1	4	5	8	7	6	14	11	
Diarrhea and enteritis (113, 114).....	50	21	15	4	1	3							1	2	1	1	2	
Appendicitis and typhilitis (117).....	47						1	3	5	4	4	7	9	3	6	4	1	
Hernia, intestinal obstruction (118).....	29	7					1			1		1	4	4	5	3	3	
Cirrhosis of the liver (122).....	10												2	3	1	3	1	
Nephritis (128, 129).....	77						1				1	1	3	13	16	20	22	
Diseases of the female genital organs (137-141).....	11									2	1	1	2	3	1		1	
Puerperal septicemia (146).....	8								1	2	3	2	6					
Other puerperal causes (143-145, 147-150).....	20								1	4	7	2	6					
Suicide (165-174).....	8										1	1	3	1	2			
Homicide (197-200).....	12								2	1	1	3	3	1		1		
Automobile accidents ¹ (188c).....	32						2		3	5		4	3	5	3	7		
Automobile and railroad-train collision (part 188a).....																		
Automobile and street-car collision (part 188b).....																		
Other external causes (inclusions, see Table 5).....	72	2	4	1	1	4	4	5	4	4	4	9	11	6	4	5	12	
All other causes.....	477	145	8	7	2	3	12	2	8	10	11	12	30	38	59	63	67	
NASHVILLE, TENN. (COLORED), all causes.....	1,037	106	25	10	8	6	12	8	48	60	50	66	129	181	161	98	69	
Typhoid and paratyphoid fever (1).....	6					1			2		1			2				
Measles (7).....	1	1																
Scarlet fever (8).....																		
Whooping cough (9).....	3	1	1	1														
Diphtheria (10).....	11	1	1	1	1	3	4	1										
Influenza (11).....	37	3	3		1	1	1		1	2	1		6	9	4	5		
Meningococcus meningitis (24).....	1							1										
Tuberculosis of the respiratory system (31).....	98	1		1			1		18	16	13	9	20	8	6	6		
Other forms of tuberculosis (32-37).....	25	1	2		2				6	4	3	1	2	3	1			
Cancer and other malignant tumors (43-49).....	48							1			1	1	9	13	9	8	6	
Diabetes mellitus (57).....	7											2		2	2			
Cerebral hemorrhage and softening (74, 83).....	77										1		10	20	28	9	9	
Other [organic] diseases of the heart (90).....	158		1				1		2	4	1	4	15	41	48	26	15	
Bronchitis (99).....	5	2	1						1				1					
Broncho-pneumonia (100).....	31	15	4	1			2		1			3	1	3	2	1	1	
Pneumonia (101).....	57	5	3	1	1			1	2	8	3	3	5	10	5	7	3	
Diarrhea and enteritis (113, 114).....	15	5	3	2							1	2			1	1		
Appendicitis and typhilitis (117).....	12								2	3		1	2	3		3	1	
Hernia, intestinal obstruction (118).....	10	1									1	1	2		1	3	1	
Cirrhosis of the liver (122).....	2																	
Nephritis (128, 129).....	107	1							1	2	3	5	12	26	24	15	18	
Diseases of the female genital organs (137-141).....	18								1			5	7	4	1			
Puerperal septicemia (146).....	8								2	2	2	2						
Other puerperal causes (143-145, 147-150).....	3											2</						

¹ Excludes collision with railroad trains and street cars.

CAUSES OF DEATH, BY AGE

339

TABLE 9.—DEATHS (EXCLUSIVE OF STILLBIRTHS) FROM IMPORTANT CAUSES, BY AGE, IN LARGE CITIES:
1928—Continued

[See note at head of this table, p. 311]

AREA AND CAUSE OF DEATH	All deaths	Under 1 year	1 year	2 years	3 years	4 years	5 to 9 years	10 to 14 years	15 to 19 years	20 to 24 years	25 to 29 years	30 to 34 years	35 to 39 years	40 to 44 years	45 to 49 years	50 to 54 years	55 to 59 years	60 to 64 years	65 to 69 years	70 years and over	Age unknown
DALLAS, TEX., all causes	2,658	351	65	35	17	23	36	37	74	137	127	120	288	332	308	379	329				
Typhoid and paratyphoid fever (1)	11						1	1	3	3	1	1	1								
Measles (7)	2		1																		
Scarlet fever (8)	4	1			1		1	1													
Whooping cough (9)	16	8	8																		
Diphtheria (10)	27	8	6	8	3	4	5		1												
Influenza (11)	122	13	6	3	1	1	4		2		8	5	3	15	16	8	19	18			
Meningococcus meningitis (24)	2	1								1											
Tuberculosis of the respiratory system (31)	98		1	1			1	4	5	11	19	6	21	13	7	7	2				
Other forms of tuberculosis (32-37)	20	1	1				2	1	1	4	3	1	5	1							
Cancer and other malignant tumors (43-49)	190					1			1	2	6	3	26	44	44	42	21				
Diabetes mellitus (57)	33								1	4			3	5	11	7	2				
Cerebral hemorrhage and softening (74, 83)	219						1		1	2	5	2	20	37	41	57	53				
Other [organic] diseases of the heart (90)	253								2	3	9	6	16	39	52	65	61				
Bronchitis (99)	8	2							1						1	2	1				
Broncho-pneumonia (100)	59	19	3	2			1		2	1	2	1	1	9	2	10	6				
Pneumonia (101)	123	14	7	2	3	3		2	7	2	9	12	18	13	13	6	12				
Diarrhea and enteritis (113, 114)	50	36	3	1		1				1	5	1	8	6	3	2					
Appendicitis and typhilitis (117)	53				1		2	2	5	8	4	6	11	5	6	3					
Hernia, intestinal obstruction (118)	34	3	1			1	1	1		4	4			8	6	3					
Cirrhosis of the liver (122)	20									1		2	3	8	2	3	1				
Nephritis (128, 129)	159						1	1	4	3	2	3	19	24	24	42	36				
Diseases of the female genital organs (137-141)	31								2	2	5	6	11	3	2						
Puerperal septicemia (146)	16							1	3	7		4	1								
Other puerperal causes (143-145, 147-150)	29								5	4	8	1	5	4		3	1				
Suicide (165-174)	32								2	4	1	5	10	6	3	1					
Homicide (197-200)	58							1	3	13	10	10	17	2	1	1					
Automobile accidents (188c)	66			2		2	5	1	8	9	7	1	7	6	9	6	3				
Automobile and railroad-train collision (part 188a)	2											1	1								
Automobile and street-car collision (part 188b)	126	6	7	7	4	5	3	5	4	11	7	9	14	13	3	13	15				
Other external causes (inclusions, see Table 5)	795	247	21	9	4	4	8	16	12	25	16	32	57	78	73	96	97				
FORT WORTH, TEX., all causes	1,865	196	37	27	11	8	33	26	51	84	91	85	204	267	233	265	244				3
Typhoid and paratyphoid fever (1)	12					2	1	2	1	1	1	1	1	1	1						
Measles (7)	4	1		2		1															
Scarlet fever (8)	5			1	1	2	1														
Whooping cough (9)	6	4	2																		
Diphtheria (10)	13		3	3	1		5	1													
Influenza (11)	92	6	3	2	1	1	1	2	1	5	3	2	10	14	10	16	15				1
Meningococcus meningitis (24)	3								1												
Tuberculosis of the respiratory system (31)	82						1		7	8	15	14	12	11	7	4	3				
Other forms of tuberculosis (32-37)	10		1				2		1					4	1	27	16				
Cancer and other malignant tumors (43-49)	117							1	1	4	3	3	13	29	20	27	16				
Diabetes mellitus (57)	19								1		1		2	1	4	8	2				
Cerebral hemorrhage and softening (74, 83)	118	1								1			10	18	28	36	24				
Other [organic] diseases of the heart (90)	194							2		2		5	9	35	36	52	53				
Bronchitis (99)	5														1	1	3				
Broncho-pneumonia (100)	56	13	5	2				1	1	1	1		5	6	4	9	8				
Pneumonia (101)	102	15	6	3	2		1		4	7	5	8	12	10	7	12	10				
Diarrhea and enteritis (113, 114)	41	17	9	4					2	1				4	1	1	1				
Appendicitis and typhilitis (117)	43					1	1	3	3	4	4	4	8	11	4	4					
Hernia, intestinal obstruction (118)	23	3							4	2	2	1	5	2	3	3	1				
Cirrhosis of the liver (122)	13						1						1	3	5	3					
Nephritis (128, 129)	115										2	4	13	17	30	26	22				
Diseases of the female genital organs (137-141)	11											4	3	2							
Puerperal septicemia (146)	13								3	2	4	3	1								
Other puerperal causes (143-145, 147-150)	10								2	3	2	1	2								
Suicide (165-174)	33								3	1	4	3	7	6	6	2	1				
Homicide (197-200)	33								2	8	5	7	8	1	2	5	2				
Automobile accidents (188c)	44						5	3	4	5	4	3	5		8	5	2				
Automobile and railroad-train collision (part 188a)	1								1					1							
Automobile and street-car collision (part 188b)	2									1											
Other external causes (inclusions, see Table 5)	87	2	3	1	2		3	6	4	6	7	6	12	11	7	6	11				
All other causes	558	134	5	9	4		10	5	8	20	22	17	61	83	54	52	72				2
HOUSTON, TEX. (WHITE), all causes	2,373	311	76	40	19	16	37	28	73	90	108	84	234	284	335	341	294				3
Typhoid and paratyphoid fever (1)	19	3	1				2	1	1	1	1	2	3	3	1						
Measles (7)	23	5	9	3	2	1	2														
Scarlet fever (8)	1						1														
Whooping cough (9)	19	12	3	2	1	1															
Diphtheria (10)	18	1	3	6	2	2	2									1					
Influenza (11)	109	14	8	4	2	1	3	2	5	4	5	4	6	9	4	22	16				
Meningococcus meningitis (24)	6	2	1																		
Tuberculosis of the respiratory system (31)	138	4			1	2	1		12	6	18	10	28	23	19	9	4				
Other forms of tuberculosis (32-37)	7	1					1		1	1		1	1		1						
Cancer and other malignant tumors (43-49)	170								3	1	2	5	14	45	38	34	28				
Diabetes mellitus (57)	37							1			1			4	5	14	5				
Cerebral hemorrhage and softening (74, 83)	99									1			6	11	29	26	25				1
Other [organic] diseases of the heart (90)	221	1					1		3	4	1	5	20	20	45	68	53				
Bronchitis (99)	15	5	1	2			1		1					1	1	2	1				
Broncho-pneumonia (100)	67	21	5	3	1	1	1		1	6	1	2	2	1	3	12	7				

1 Excludes collision with railroad trains and street cars.

MORTALITY STATISTICS

TABLE 9.—DEATHS (EXCLUSIVE OF STILLBIRTHS) FROM IMPORTANT CAUSES, BY AGE, IN LARGE CITIES:
1928—Continued

[See note at head of this table, p. 311]

AREA AND CAUSE OF DEATH	All deaths	Under 1 year	1 year	2 years	3 years	4 years	5 to 9 years	10 to 14 years	15 to 19 years	20 to 24 years	25 to 29 years	30 to 34 years	35 to 44 years	45 to 54 years	55 to 64 years	65 to 74 years	75 years and over	Age unknown
HOUSTON, TEX. (COLORED) ¹ , all causes.....	1,036	96	21	11	6	4	9	5	41	77	87	91	208	201	84	42	50	3
Typhoid and paratyphoid fever (1).....	5							2	1		1	1						
Measles (7).....	3	2				1												
Scarlet fever (8).....																		
Whooping cough (9).....																		
Diphtheria (10).....	1																	
Influenza (11).....	47	4		2	1	1			1		1	4	12	7	3	4	7	
Meningococcus meningitis (24).....	1																	
Tuberculosis of the respiratory system (31).....	91	1					1	1	11	21	15	12	17	7	5			
Other forms of tuberculosis (32-37).....	11																	
Cancer and other malignant tumors (43-49).....	28		1						4								2	
Diabetes mellitus (57).....	16												7	11	5	2		
Cerebral hemorrhage and softening (74, 83).....	48											2	12	19	7	3	1	
Other [organic] diseases of the heart (90).....	64	1								1	3	2	15	18	11	5	3	
Bronchitis (99).....	5									1		1	1	1	1	1	1	
Broncho-pneumonia (100).....	24	10	3	3		1					1	1	1	1	1	1	1	
Pneumonia (101).....	62	2	3	1	1		1		4	5	2	8	13	13	4	3	2	
Diarrhea and enteritis (113, 114).....	26	13	6	2							1	1	2	1	1			
Appendicitis and typhilitis (117).....	10									2	2	3	2	2				1
Hernia, intestinal obstruction (118).....	9									1	1	2	2	2				
Cirrhosis of the liver (122).....	10										1	1	3	3				
Nephritis (128, 129).....	67	1							2		2	6	11	16	12	6	10	1
Diseases of the female genital organs (137-141).....	20										3	5	10	2				
Puerperal septicemia (146).....	2									1		1						
Other puerperal causes (143-145, 147-150).....	8								2	1	1	2	2					
Suicide (165-174).....	1																	
Homicide (197-200).....	48				1					15	11	8	10	1	1	1		
Automobile accidents ¹ (188c).....	7						2				3							
Automobile and railroad-train collision (part 188a).....	1										1							
Automobile and street-car collision (part 188b).....	39		1		1		2	2	5	2	7	5	3	7	2		1	
Other external causes (inclusions, see Table 5).....	382	62	7	3	2	1	3		8	23	29	22	78	81	29	15	19	
All other causes.....	3,591	669	238	95	51	21	90	53	130	170	148	158	343	380	385	340	318	2
Typhoid and paratyphoid fever (1).....	5			1					1		2	1						
Measles (7).....	83	16	30	16	8	5	6	1			1							
Scarlet fever (8).....	2					1		1										
Whooping cough (9).....	9	5	1	3														
Diphtheria (10).....	28	1	3	10	2	2	9				1							
Influenza (11).....	192	31	28	10	6	2	5	5	3	11	5	5	8	12	25	18	18	
Meningococcus meningitis (24).....	3	1	1															
Tuberculosis of the respiratory system (31).....	363	2	2	3		1	2	11	46	59	40	53	75	37	19	8	4	1
Other forms of tuberculosis (32-37).....	47	3	2	3		1	7	3	5	3	5	3	4	4				
Cancer and other malignant tumors (43-49).....	167		1								2	3	16	37	44	41	17	
Diabetes mellitus (57).....	32										1		1	7	10	7	6	
Cerebral hemorrhage and softening (74, 83).....	134	1					3		1	1	2		1	29	31	32		
Other [organic] diseases of the heart (90).....	274	2	1				2			2	4	2	20	45	74	69	56	
Bronchitis (99).....	27	1	1				1		1			2	6	1	3	4	5	
Broncho-pneumonia (100).....	157	70	27	4	6	2	5	1	5	10	2	3	8	6	15	16	10	
Pneumonia (101).....	173	21	17	6	4	2	5	4	13	13	7	1	17	13	6	4	7	
Diarrhea and enteritis (113, 114).....	339	194	84	21	5	2	4	3	2	5	3	1	6	7	11	4	4	
Appendicitis and typhilitis (117).....	46											1	1	4	4	3	5	
Hernia, intestinal obstruction (118).....	36	6		1			1	1	3		1	1	2	4	7	6	3	
Cirrhosis of the liver (122).....	22											1	2	4	6	3	3	
Nephritis (128, 129).....	176	1						1	3	2	2	6	27	38	31	32	33	
Diseases of the female genital organs (137-141).....	15									1	2	2	6	2	1			
Puerperal septicemia (146).....	21																	
Other puerperal causes (143-145, 147-150).....	20							1	5	5	6	3	6					
Suicide (165-174).....	31								6	4	10	3	3					
Homicide (197-200).....	41							1	1	2	3	10	4	3	4			
Automobile accidents ¹ (188c).....	64				1	1	7		7	9	7	1	7	5	8	6	5	
Automobile and railroad-train collision (part 188a).....																		
Automobile and street-car collision (part 188b).....	114	3	3	1	3		7	4	10	14	9	7	12	9	13	6	13	
Other external causes (inclusions, see Table 5).....	964	311	38	16	15	1	26	14	12	29	20	41	87	105	88	75	85	1
All other causes.....	1,753	192	26	11	13	7	42	42	56	64	53	63	170	219	235	277	283	
Typhoid and paratyphoid fever (1).....	4							1	2				1					
Measles (7).....	1										1							
Scarlet fever (8).....	5																	
Whooping cough (9).....	7	4	1															
Diphtheria (10).....	115	18	7	4	2	1	2	2	6	4	11	6	8	7	6	9	21	
Influenza (11).....	21	1	1	1			5	5	4	2			2					
Meningococcus meningitis (24).....	51								1	6	5	7	19	25	12	4	2	
Tuberculosis of the respiratory system (31).....	11	1	1					1	1	1		1	3	2				
Other forms of tuberculosis (32-37).....	153					1		1	2	1	4	5	19	28	35	35	22	
Cancer and other malignant tumors (43-49).....	34								4	1		1	4	4	7	9	4	
Diabetes mellitus (57).....	93												3	8	23	31	33	
Cerebral hemorrhage and softening (74, 83).....	222	1					2	5	5	3	7	7	18	21	43	50	60	
Other [organic] diseases of the heart (90).....	6																	
Bronchitis (99).....	58	21	7	1			2					1		2	2	3	4	
Broncho-pneumonia (100).....	65	6	1				1	1	2	1		3	5	13	10	10	11	
Pneumonia (101).....	11	8	1															
Diarrhea and enteritis (113, 114).....	39										2	1	5	6	3	3	1	
Appendicitis and typhilitis (117).....	27	2		2		1	4	3	4	5	2	2	4	6	2	3	6	
Hernia, intestinal obstruction (118).....	8																	
Cirrhosis of the liver (122).....	143							1	3	5	3	5	11	18	20	34	43	
Diseases of the female genital organs (137-141).....	15								1									
Puerperal septicemia (146).....	9									3	1	2	3					
Other puerperal causes (143-145, 147-150).....	11																	
Suicide (165-174).....	20								1	3	3	2	3					
Homicide (197-200).....	5																	
Automobile accidents ¹ (188c).....	45		1	1	1	2	3	6	2	1	1	2	4	8	4	1	5	
Automobile and railroad-train collision (part 188a).....	1								1									
Automobile and street-car collision (part 188b).....	75	1	2	1	1		9	5	9	2	2	2	10	4	5	5	11	
Other external causes (inclusions, see Table 5).....	462	127	4	1	6	2	8	10	8	13	10	9	39	61	52	62	49	
All other causes.....																		

¹ Excludes collision with railroad trains and street cars.

CAUSES OF DEATH, BY AGE

341

TABLE 9.—DEATHS (EXCLUSIVE OF STILLBIRTHS) FROM IMPORTANT CAUSES, BY AGE, IN LARGE CITIES:
1928—Continued

[See note at head of this table, p. 311]

AREA AND CAUSE OF DEATH	All deaths	Under 1 year	1 year	2 years	3 years	4 years	5 to 9 years	10 to 14 years	15 to 19 years	20 to 24 years	25 to 29 years	30 to 34 years	35 to 44 years	45 to 54 years	55 to 64 years	65 to 74 years	75 years and over	Age unknown
NORFOLK, VA. (WHITE), all causes	932	75	8	7	5	4	16	9	18	32	38	32	80	99	160	205	144	
Typhoid and paratyphoid fever (1)	4								3					1				
Measles (7)	3																	
Scarlet fever (8)	3			1		1	1											
Whooping cough (9)	1	1																
Diphtheria (10)	5	1			2		2											
Influenza (11)	20	4	1	2							2	2	1	1	1	3	3	
Meningococcus meningitis (24)	1							1										
Tuberculosis of the respiratory system (31)	32									7	3	3	7	3	5	4		
Other forms of tuberculosis (32-37)	4	1			1		1								1			
Cancer and other malignant tumors (43-49)	85						1				2	2	5	20	22	28	10	
Diabetes mellitus (57)	10											1	3	7	3	2	1	
Cerebral hemorrhage and softening (74, 83)	76											1	4	7	14	26	57	
Other [organic] diseases of the heart (90)	156						1				2						23	
Bronchitis (99)	4																5	
Broncho-pneumonia (100)	20	4	2		1								2	2	2	2	4	
Pneumonia (101)	35	2				1			1	3	3	2	9	3	1	8	2	
Diarrhea and enteritis (113, 114)	10	5	1	1	1								1				1	
Appendicitis and typhilitis (117)	24			1	1		1		3	2	3	1	2		4	3		
Hernia, intestinal obstruction (118)	6							1						2		2	1	
Cirrhosis of the liver (122)	6																	
Nephritis (128, 129)	102									2	1		1	10	25	37	24	
Diseases of the female genital organs (137-141)	3											2	2	1				
Puerperal septicemia (146)	8								2	2	2	2						
Other puerperal causes (143-145, 147-150)	6								1	1	1	1	1					
Suicide (165-174)	22							1		1	6	3	1	4	4	2		
Homicide (197-200)	7									1	2	2	1	1	1	1	2	
Automobile accidents ¹ (188c)	17					1			3	2	2	2	1	1	1	1		
Automobile and railroad-train collision (part 188a)	1																	
Automobile and street-car collision (part 188b)	42		1	1			5	1	3	7	2	2	1	4	4	3	4	
Other external causes (inclusions, see Table 5)	222	57	3	1		1	4	3	2	4	5	6	24	25	45	28	14	
All other causes																		
NORFOLK, VA. (COLORED), all causes	966	109	27	13	5	3	6	14	37	49	52	62	186	219	118	48	18	
Typhoid and paratyphoid fever (1)	2							1						1				
Measles (7)	3																	
Scarlet fever (8)	3																	
Whooping cough (9)	4	1		2														
Diphtheria (10)	4	1	1			2												
Influenza (11)	18	1	1						2	2	1	2		5	3	1		
Meningococcus meningitis (24)	1																	
Tuberculosis of the respiratory system (31)	72		1	1				2	12	14	14	7	11	7	2	1		
Other forms of tuberculosis (32-37)	18	2	2						1	4	3	1	4		1	5	1	
Cancer and other malignant tumors (43-49)	38									1	1	2	11	12	5	5	1	
Diabetes mellitus (57)	8												2	2	2	2	1	
Cerebral hemorrhage and softening (74, 83)	111								1	2	5	8	53	45	35	16	5	
Other [organic] diseases of the heart (90)	172							2	1	2	1		1	3	3		3	
Bronchitis (99)	7		1		1		1		1	1								
Broncho-pneumonia (100)	61	35	11	4	2	1	1		2	3	5	7	18	10	5	5		
Pneumonia (101)	65	3	2		1			2	3	3					2			
Diarrhea and enteritis (113, 114)	28	20	4						1	1			4	2	2	1		
Appendicitis and typhilitis (117)	10							1						2	1			
Hernia, intestinal obstruction (118)	18			1				1		2	2		5	4	2	1		
Cirrhosis of the liver (122)	5													4	1			
Nephritis (128, 129)	64	1								1	2	2	14	22	16	3	3	
Diseases of the female genital organs (137-141)	6										2	1	2	2	1			
Puerperal septicemia (146)	8								1	3	2	2						
Other puerperal causes (143-145, 147-150)	10									4	1	4	1					
Suicide (165-174)	27							1	4	6	4	5	3	3	1			
Homicide (197-200)	8								1	1	1			4	1			
Automobile accidents ¹ (188c)	8																	
Automobile and railroad-train collision (part 188a)	33	2	2	2			2	4	1	1	1	7	5	3	3	2		
Automobile and street-car collision (part 188b)	170	43	2	2	1		1	4	6	2	7	19	27	31	16	7		
Other external causes (inclusions, see Table 5)																		
All other causes																		
RICHMOND, VA. (WHITE), all causes	1,601	142	25	16	14	7	20	16	26	43	41	45	128	199	286	324	319	
Typhoid and paratyphoid fever (1)	2												1		1			
Measles (7)	6	1	2	3														
Scarlet fever (8)	1	1																
Whooping cough (9)	1	1																
Diphtheria (10)	9		3	1	2	1	2											
Influenza (11)	32	3	1	2	1		1	1	1	1	1	7	2	3	2	5		
Meningococcus meningitis (24)	1																	
Tuberculosis of the respiratory system (31)	57	1	1					2	1	10	6	4	8	9	6	8	1	
Other forms of tuberculosis (32-37)	9	1	2	1		1						2	1					
Cancer and other malignant tumors (43-49)	169								1	3		1	21	27	32	44	30	
Diabetes mellitus (57)	19							1		1		1	1	2	7	3	4	
Cerebral hemorrhage and softening (74, 83)	114									1	1	2	2	11	20	42	35	
Other [organic] diseases of the heart (90)	217							1		1	2	1	7	32	34	59	80	
Bronchitis (99)	6		1														4	
Broncho-pneumonia (100)	47	13	5	3				1		2	2	1	1	3	6	6	4	
Pneumonia (101)	54	5	1	2	1			2		1	2	1	7	5	7	14	6	
Diarrhea and enteritis (113, 114)	16	12	1													2		
Appendicitis and typhilitis (117)	38				2		2	3	3	1	3	4	3	9	5	2	1	
Hernia, intestinal obstruction (118)	17					1	1					1	2	1	2	3	3	
Cirrhosis of the liver (122)	13																	
Nephritis (128, 129)	186								3		1	1	13	14	33	53	67	
Diseases of the female genital organs (137-141)	7									1	2		2	2				
Puerperal septicemia (146)	6											2	1					
Other puerperal causes (143-145, 147-150)	8								1	2	2	3						
Suicide (165-174)	29									4	1	5	4	7	3	3	2	
Homicide (197-200)	4								1						1			
Automobile accidents ¹ (188c)	32						3		1	3	2	2	4	4	4	5	4	
Automobile and railroad-train collision (part 188a)	1																	
Automobile and street-car collision (part 188b)	58		5		2		2	2	2	2	2	2	5	9	5	7	13	
Other external causes (inclusions, see Table 5)	1																	
All other causes	461	103	3	4	5	2	10	3	10	7	12	10	36	59	64	63	60	

¹ Excludes collision with railroad trains and street cars.

MORTALITY STATISTICS

TABLE 9.—DEATHS (EXCLUSIVE OF STILLBIRTHS) FROM IMPORTANT CAUSES, BY AGE, IN LARGE CITIES:
1928—Continued

[See note at head of this table, p. 311]

AREA AND CAUSE OF DEATH	All deaths	Under 1 year	1 year	2 years	3 years	4 years	5 to 9 years	10 to 14 years	15 to 19 years	20 to 24 years	25 to 29 years	30 to 34 years	35 to 39 years	40 to 44 years	45 to 49 years	50 to 54 years	55 to 59 years	60 to 64 years	65 to 69 years	70 years and over	Age unknown
RICHMOND, VA. (COLORED), all causes.....	1,211	171	38	17	10	7	16	21	46	71	61	61	170	225	157	110	30				
Typhoid and paratyphoid fever (1).....	4							2	1					1							
Measles (7).....	5	4	1																		
Scarlet fever (8).....																					
Whooping cough (9).....	18	7	7	2	2																
Diphtheria (10).....	4			1			2			1											
Influenza (11).....	29	1	2			1					1	1		4	13	4	2				
Meningococcus meningitis (24).....	1													1							
Tuberculosis of the respiratory system (31).....	97	2		3	1			2	12	22	14	11	16	8		4	2				
Other forms of tuberculosis (32-37).....	16	3	1			1			3	1	1	3	2			1					
Cancer and other malignant tumors (43-49).....	40							1			1	2	8	18	7	3					
Diabetes mellitus (57).....	14										1	2	4	4	1	2					
Cerebral hemorrhage and softening (74, 83).....	105										2	2	16	42	25	16					
Other [organic] diseases of the heart (90).....	152		1					2	3	4		2	25	48	31	28	8				
Bronchitis (99).....	3														2	1					
Broncho-pneumonia (100).....	47	24	5	4	1		3	1	1	1	1	1	6	11	16	8	2	2	2	1	
Pneumonia (101).....	64	1	1	1			1		4	5	4							3	3		
Diarrhea and enteritis (113, 114).....	27	20	3	1	1											2					
Appendicitis and typhilitis (117).....	11				1		1	1		3			2	1	2						
Hernia, intestinal obstruction (118).....	13	1	1			1				1	1	1		3	4	3					
Cirrhosis of the liver (122).....	5													3	2						
Nephritis (123, 129).....	105	1	1				1	1		2	2	3	15	28	21	22	8				
Diseases of the female genital organs (137-141).....	18							1	3	1	2	1	9	1							
Puerperal septicemia (146).....	9								3	3	1	2									
Other puerperal causes (143-145, 147-150).....	19							1	2	6	3	4	3								
Suicide (165-174).....	1											1									
Homicide (197-200).....	19											1	5	2							
Automobile accidents ¹ (188c).....	20				2	2	3	2	2	2	2	2	2	5	2	1					
Automobile and railroad-train collision (part 188a).....																					
Automobile and street-car collision (part 188b).....																					
Other external causes (inclusions, see Table 5).....	39	1		2	1	1	3	3	2	2	2	2	6	5	4	4	1				
All other causes.....	326	106	15	3	1	1	2	4	9	15	16	15	37	29	40	26	7				
SEATTLE, WASH., all causes.....	3,979	212	27	17	22	13	66	45	74	86	115	116	360	584	733	780	726			3	
Typhoid and paratyphoid fever (1).....	7						1		1	3				1							
Measles (7).....	5	1	2		1											1					
Scarlet fever (8).....																					
Whooping cough (9).....	3		1	1			1														
Diphtheria (10).....	4		1			1	1														
Influenza (11).....	113	5	1	1			3	1	3		1	5	17	23	17	9	26				
Meningococcus meningitis (24).....	9	3	1			1	1	1													
Tuberculosis of the respiratory system (31).....	165				1		3	2	10	18	18	16	29	23	24	16	4				
Other forms of tuberculosis (32-37).....	42	2	4	1	5	1	5	1	2	4	2	4	3	5	2	1					
Cancer and other malignant tumors (43-49).....	542	1		1	3			2	1	3	2	6	48	108	161	133	73				
Diabetes mellitus (57).....	81						1	2	1	1	1	1	7	10	17	29	12				
Cerebral hemorrhage and softening (74, 83).....	298								2		2	1	11	22	64	101	95				
Other [organic] diseases of the heart (90).....	626				1		2	3	6	7	3	1	27	68	121	188	199				
Bronchitis (99).....	13	4																			
Broncho-pneumonia (100).....	95	17	6			1	4	1	2	1	1	1	3	11	7	18	22				
Pneumonia (101).....	133	6	1	2		1		3	3	2	5	5	9	23	25	20	27			1	
Diarrhea and enteritis (113, 114).....	20	9		2			1														
Appendicitis and typhilitis (117).....	47	1			1	1	4	2	5	3	4	4	7	7	7						
Hernia, intestinal obstruction (118).....	51	5	1		1		1		2	3	3	1	4	10	9	7	4				
Cirrhosis of the liver (122).....	16																				
Nephritis (123, 129).....	252						2	1	1	2	5	2	21	47	51	60	62				
Diseases of the female genital organs (137-141).....	29										2	2	8	12	1	1	3				
Puerperal septicemia (146).....	20								1	2	6	8	2	1							
Other puerperal causes (143-145, 147-150).....	22								1	2	3	8	8								
Suicide (165-174).....	113								1	8	10	9	26	26	22	6	4			1	
Homicide (197-200).....	25	1			1				1	1	1	3	7	6	3		1				
Automobile accidents ¹ (188c).....	90			1	1	2	9	7	5	2	6	6	7	11	16	9	8				
Automobile and railroad-train collision (part 188a).....	1	1																			
Automobile and street-car collision (part 188b).....	8																				
Other external causes (inclusions, see Table 5).....	187	3	1	2	1	1	3	9	9	9	3	1	32	39	21	19	30				
All other causes.....	962	153	7	6	7	3	25	16	15	15	27	25	76	129	156	158	143			1	
SPOKANE, WASH., all causes.....	1,607	100	15	14	12	9	38	33	41	33	32	50	123	212	275	305	314			1	
Typhoid and paratyphoid fever (1).....	2										1						1				
Measles (7).....																					
Scarlet fever (8).....	4			1			1	1		1											
Whooping cough (9).....	1		1																		
Diphtheria (10).....	8		1																		
Influenza (11).....	79	3	3		1		3	2	3	1	4	4	11	10	8	9	20			1	
Meningococcus meningitis (24).....	18		1	2	1	2	2	5	3	1											
Tuberculosis of the respiratory system (31).....	28								2	1	4	3	5	5	4	4					
Other forms of tuberculosis (32-37).....	10	1	3	1			1					1	1	1	1	1					
Cancer and other malignant tumors (43-49).....	171		1							2	1	3	7	30	48	48	31				
Diabetes mellitus (57).....	30							2	3		1		1	2	11	5	5				
Cerebral hemorrhage and softening (74, 83).....	107						1						1	11	26	36	32				
Other [organic] diseases of the heart (90).....	231						1	3	4	1	3	4	5	34	43	63	70				
Bronchitis (99).....	10										1					1	7				
Broncho-pneumonia (100).....	43	14	1				1		1			2	1	5	1	3	16				
Pneumonia (101).....	96	1	1	3	2		2	4</													

¹ Excludes collision with railroad trains and street cars.

CAUSES OF DEATH, BY AGE

343

TABLE 9.—DEATHS (EXCLUSIVE OF STILLBIRTHS) FROM IMPORTANT CAUSES, BY AGE, IN LARGE CITIES:
1928—Continued

[See note at head of this table, p. 311]

AREA AND CAUSE OF DEATH	All deaths	Under 1 year	1 year	2 years	3 years	4 years	5 to 9 years	10 to 14 years	15 to 19 years	20 to 24 years	25 to 29 years	30 to 34 years	35 to 44 years	45 to 54 years	55 to 64 years	65 to 74 years	75 years and over	Age unknown
MILWAUKEE, Wis., all causes	6,132	843	127	48	31	28	116	65	105	144	184	207	562	712	899	1,071	990	---
Typhoid and paratyphoid fever (1)	4								1	1			2					
Measles (7)	1				1													
Scarlet fever (8)	17			3	1	1	6		1		2	2	1					
Whooping cough (9)	30	19	9	2														
Diphtheria (10)	39	1	4	3	2	4	16	2	2	1	1	1		1		1		
Influenza (11)	145	14	11	1	2	1	5	3	8	8	9	6	19	20	10	12	16	
Meningococcus meningitis (24)	49	13	1			2	5	4	5	4	5	1	5	3				
Tuberculosis of the respiratory system (31)	292	5		2			2	3	16	37	40	43	72	33	23	15	1	
Other forms of tuberculosis (32-37)	55		7	2	6	1	4	4	5	5	6	3	4	3	3	2		
Cancer and other malignant tumors (43-49)	597		1				3	1	3	3	7	14	49	109	165	171	71	
Diabetes mellitus (57)	128		1				2	1	1	3	3	6	5	15	36	39	16	
Cerebral hemorrhage and softening (74, 83)	393	1	1							1	2	2	17	43	81	124	120	
Other [organic] diseases of the heart (90)	1,007	4				1	6	11	7	3	9	14	56	92	184	279	341	
Bronchitis (99)	26	8			1	1							1	2	1	3	9	
Broncho-pneumonia (100)	340	128	34	13	4	5	7	2	2	5	4	4	9	14	13	32	64	
Pneumonia (101)	298	23	5	5			4	4	7	6	11	14	41	45	52	40	41	
Diarrhea and enteritis (113, 114)	135	105	18	2	1		1			1			2	2		8	3	
Appendicitis and typhlitis (117)	108			1			8	7	7	5	8	9	22	13	17	16	13	
Hernia, intestinal obstruction (118)	79	6			2		2		1	1	1	2	4	14	17	16	13	
Cirrhosis of the liver (122)	71									1			8	20	13	19	10	
Nephritis (123, 129)	375						1	2	4			9	28	56	90	105	77	
Diseases of the female genital organs (137-141)	36									3	5		6	11	3	5	1	
Puerperal septicemia (146)	30								1	9	8	6						
Other puerperal causes (143-145, 147-150)	46								2	6	10	15	13					
Suicide (165-174)	99								2	4	5	4	23	35	15	8	3	
Homicide (197-200)	16	1								5	3	1	2					
Automobile accidents ¹ (188c)	127	2	1	1	2	4	11	4	9	5	5	3	10	19	18	21	12	
Automobile and railroad-train collision (part 188a)	9							1	1			1	1					
Automobile and street-car collision (part 188b)	5				1							1	1					
Other external causes (inclusions, see Table 5)	223	10	11	1	3	2	6	6	1	7	9	12	44	25	29	25	32	
All other causes	1,352	503	23	11	4	6	26	10	18	20	26	34	110	133	126	143	169	

¹ Excludes collision with railroad trains and street cars.

MORTALITY STATISTICS

TABLE 10.—DEATHS (EXCLUSIVE OF STILLBIRTHS) FROM IMPORTANT CAUSES, BY MONTHS, IN EACH REGISTRATION STATE: 1928

[Numbers after causes of death correspond to those of the 1920 revision of the detailed International List]

AREA AND CAUSE OF DEATH	All deaths	Jan.	Feb.	Mar.	Apr.	May	June	July	Aug.	Sept.	Oct.	Nov.	Dec.
THE REGISTRATION AREA IN CONTINENTAL UNITED STATES, all causes	1,378,675	121,236	115,107	128,524	122,934	122,703	105,250	103,743	101,383	99,004	105,204	108,600	144,987
Typhoid and paratyphoid fever (1)	5,620	290	230	201	194	284	343	712	951	892	718	494	311
Malaria (5)	4,167	101	96	116	115	179	278	461	707	749	713	464	188
Smallpox (6)	131	16	17	20	23	10	12	8	5	6	3	5	6
Measles (7)	6,146	473	809	1,188	1,188	1,045	659	280	107	47	71	98	181
Scarlet fever (8)	2,229	251	249	287	240	239	146	93	64	55	158	190	257
Whooping cough (9)	6,234	461	512	550	622	662	549	518	547	434	358	381	640
Diphtheria (10)	8,263	937	785	659	678	581	435	346	329	557	872	1,100	1,084
Influenza (11)	51,741	4,275	4,160	5,851	5,563	5,262	2,079	965	761	1,033	1,493	2,874	17,425
Dysentery (16)	3,215	91	72	86	116	228	461	608	527	439	303	186	98
Erysipelas (21)	2,724	281	294	358	352	337	210	142	90	102	136	177	245
Lethargic encephalitis (23)	1,373	106	92	150	127	133	129	108	102	107	91	99	129
Meningococcus meningitis (24)	2,923	195	252	296	327	295	216	214	205	160	197	208	358
Tuberculosis of the respiratory system (31)	80,285	6,940	6,908	7,826	7,637	7,655	6,837	6,373	6,167	5,714	5,774	5,773	6,681
Other forms of tuberculosis (32-37)	10,374	767	843	1,008	991	994	937	902	894	751	789	748	750
Diabetes mellitus (57)	21,747	1,996	1,894	2,095	1,937	1,892	1,565	1,508	1,536	1,527	1,664	1,760	2,403
Cerebral hemorrhage and softening (74, 83)	99,624	9,121	8,492	9,147	9,105	8,794	7,737	7,505	7,219	7,070	7,767	8,177	9,490
Other [organic] diseases of the heart (90)	209,374	18,818	17,600	19,623	18,742	18,585	16,099	15,123	14,454	14,525	16,133	17,228	22,384
Bronchitis (99)	5,975	675	620	656	604	535	343	286	257	304	449	487	759
Broncho-pneumonia (100)	45,261	5,015	4,875	5,718	5,250	4,453	2,450	1,577	1,588	1,930	2,640	3,359	6,406
Pneumonia (101)	66,934	8,213	7,525	9,032	7,869	6,685	3,304	1,942	1,813	2,235	3,535	4,946	9,835
Diarrhea and enteritis [under 2 years] (113)	23,663	1,078	999	1,016	1,231	1,658	2,584	3,241	3,488	3,488	2,373	1,318	1,029
Diarrhea and enteritis [2 years and over] (114)	7,067	344	324	336	330	455	701	1,007	1,104	1,007	662	453	344
Nephritis (128, 129)	108,813	9,882	9,389	9,946	9,763	9,691	8,490	8,171	7,908	7,899	8,605	8,803	10,266
Puerperal septicemia (146)	5,692	522	496	629	499	572	462	492	409	373	420	403	415
Other puerperal causes (143-145, 147-150)	9,999	799	827	939	993	932	837	805	824	716	735	674	918
Suicide (165-174)	15,566	1,178	1,149	1,328	1,348	1,498	1,309	1,345	1,365	1,205	1,318	1,272	1,251
Automobile accidents (188c)	23,765	1,554	1,398	1,396	1,552	1,798	1,753	2,195	2,293	2,364	2,476	2,456	2,680
Automobile-railroad-train collision (part of 188a)	2,041	144	127	142	138	162	155	103	172	226	236	226	210
Automobile-street-car collision (part of 188b)	542	34	50	37	43	29	51	40	47	63	48	52	48
Other external causes (175-187, part of 188a, b, 188d-203)	74,414	6,086	5,520	5,897	5,531	6,261	6,096	7,729	6,963	5,981	5,860	6,027	6,463
All other causes	472,773	40,593	38,473	41,991	39,926	40,799	38,023	38,944	38,327	37,045	38,607	38,162	41,883
REGISTRATION STATES, ² all causes	1,361,987	119,656	113,685	126,898	121,477	121,358	103,940	102,427	100,067	97,901	103,979	107,358	143,241
Typhoid and paratyphoid fever (1)	5,542	286	228	199	189	281	333	701	939	879	712	487	308
Malaria (5)	4,137	100	95	115	113	179	272	457	703	743	711	463	186
Smallpox (6)	129	16	16	20	23	10	12	8	5	6	3	5	5
Measles (7)	5,888	456	770	1,106	1,117	1,013	650	273	107	47	71	97	181
Scarlet fever (8)	2,206	247	246	285	238	234	145	93	63	55	156	189	255
Whooping cough (9)	6,140	458	508	545	614	651	543	510	539	428	349	374	621
Diphtheria (10)	8,149	920	777	649	573	581	430	343	327	554	865	1,077	1,053
Influenza (11)	50,944	4,198	4,065	5,710	5,462	5,227	2,062	943	752	1,021	1,478	2,832	17,194
Dysentery (16)	3,138	91	71	81	110	218	448	600	525	431	293	178	92
Erysipelas (21)	2,695	277	291	355	350	333	208	139	87	100	135	176	244
Lethargic encephalitis (23)	1,352	105	91	149	125	132	128	105	102	103	89	97	126
Meningococcus meningitis (24)	2,901	191	251	296	324	293	216	210	203	160	196	207	354
Tuberculosis of the respiratory system (31)	78,775	6,783	6,791	7,637	7,499	7,531	6,734	6,255	6,037	5,616	5,666	5,664	6,562
Other forms of tuberculosis (32-37)	10,232	757	826	977	977	983	920	886	877	746	736	743	733
Diabetes mellitus (57)	21,547	1,972	1,853	2,074	1,929	1,870	1,549	1,491	1,522	1,512	1,650	1,743	2,382
Cerebral hemorrhage and softening (74, 83)	98,796	9,035	8,417	9,089	9,025	8,723	7,669	7,440	7,144	7,023	7,691	8,120	9,420
Other [organic] diseases of the heart (90)	207,907	18,675	17,547	19,495	18,613	18,456	15,982	14,998	14,363	14,425	16,026	17,117	22,220
Bronchitis (99)	5,891	661	609	651	598	528	340	281	253	302	441	478	749
Broncho-pneumonia (100)	44,765	4,935	4,805	5,652	5,203	4,423	2,424	1,557	1,566	1,913	2,612	3,330	6,345
Pneumonia (101)	66,194	8,097	7,422	8,925	7,796	6,638	3,270	1,918	1,779	2,209	3,504	4,905	9,731
Diarrhea and enteritis [under 2 years] (113)	23,020	1,059	973	982	1,166	1,470	2,466	3,165	3,596	3,440	2,313	1,285	1,005
Diarrhea and enteritis [2 years and over] (114)	6,896	334	313	328	317	437	678	985	1,087	992	649	442	334
Nephritis (128, 129)	107,842	9,796	9,294	9,869	9,678	9,626	8,418	8,080	7,833	7,834	8,632	8,715	10,167
Puerperal septicemia (146)	5,590	515	492	613	489	560	455	481	396	368	411	401	409
Other puerperal causes (143-145, 147-150)	9,871	787	819	925	985	922	821	793	817	706	724	666	606
Suicide (165-174)	15,390	1,160	1,143	1,313	1,327	1,484	1,294	1,332	1,343	1,196	1,298	1,262	1,238
Automobile accidents (188c)	23,427	1,528	1,372	1,377	1,522	1,779	1,736	2,171	2,261	2,334	2,448	2,422	2,477
Automobile-railroad-train collision (part of 188a)	2,030	144	125	142	138	162	155	103	172	225	233	221	210
Automobile-street-car collision (part of 188b)	534	34	48	37	43	27	51	39	45	63	48	52	47
Other external causes (175-187, part of 188a, b, 188d-203)	73,453	5,993	5,431	5,825	5,461	6,189	6,021	7,643	6,875	5,910	5,782	5,951	6,372
All other causes	466,606	40,046	37,996	41,457	39,473	40,298	37,510	38,427	37,759	36,560	38,109	37,666	41,305
ALABAMA (WHITE), all causes	16,624	1,693	1,483	1,551	1,345	1,343	1,314	1,353	1,202	1,185	1,225	1,319	1,611
Typhoid and paratyphoid fever (1)	109	6	5	7	1	1	7	21	19	18	11	8	5
Malaria (5)	133	4	3	3	6	4	4	8	24	36	26	12	7
Smallpox (6)	1	1	1	1	1	1	1	1	1	1	1	1	1
Measles (7)	177	12	27	43	34	32	9	6	2	1	1	2	3
Scarlet fever (8)	11	3	5	9	14	2	8	5	1	4	3	11	7
Whooping cough (9)	88	15	15	6	3	4	1	3	7	26	37	41	34
Diphtheria (10)	198	21	15	6	3	2	8	5	1	1	1	1	1
Influenza (11)	1,022	162	143	142	100	82	25	17	15	19	27	60	230
Dysentery (16)	74	3	3	2	3	3	14	15	11	5	3	4	7
Erysipelas (21)	53	6	7	4	5	3	5	2	2	3	5	6	5
Lethargic encephalitis (23)	1	1	1	1	1	1	1	1	1	1	1	1	1
Meningococcus meningitis (24)	10	1	1	1	1	1	1	1	1	1	1	1	1
Tuberculosis of the respiratory system (31)	763	95	72	89	60	62	70	57	42	50	52	50	64
Other forms of tuberculosis (32-37)	95	6	9	7	5	6	12	8	13	11	6	4	8
Diabetes mellitus (57)	163	19	11	16	11	9	12	9	17	15	13	15	13
Cerebral hemorrhage and softening (74, 83)	977	94	75	86	88	98	69	82	62	68	66	89	100
Other [organic] diseases of the heart (90)	1,722	182	143	157	143	147	150	129	128	125	116	153	154
Bronchitis (99)	60	10	6	3	3	2	3	3	7	5	6	5	2
Broncho-pneumonia (100)	489	89	78	81	46	37	20	10	18	25	18	37	40
Pneumonia (101)	894	154	137	122	95	70	32	21	10	21	45	75	108
Diarrhea and enteritis [under 2 years] (113)	610	13	12	12	20	26	123	147	94	70	50	25	12
Diarrhea and enteritis [2 years and over] (114)	174	8	3	1	7	4	44	43	14	10	13	16	6
Nephritis (128, 129)	1,279	118	103	119	99	107	103	108	89	101	96	106	130
Puerperal septicemia (146)	97	6	7	18	6	8	7	3	3	12	9	12	7
Other puerperal causes (143-145, 147-150)	215	11	30	17	20	14	20	17	18	15	19	14	20
Suicide (165-174)	128	7	6	13	7	9	3	13	19	12	12	16	11
Automobile accidents (188c)	267	18	21	24	18	19	20	19	26	17	28	24	33
Automobile-railroad-train collision (part of 188a)	23	2	3	1	2	3	1	1	3	2	3	2	2
Automobile-street-car collision (part of 188b)	4	1	1	1	1								

CAUSES OF DEATH, BY MONTH OF OCCURRENCE

345

TABLE 10.—DEATHS (EXCLUSIVE OF STILLBIRTHS) FROM IMPORTANT CAUSES, BY MONTHS, IN EACH REGISTRATION STATE: 1928—Continued.

[Numbers after causes of death correspond to those of the 1920 revision of the detailed International List]

AREA AND CAUSE OF DEATH	All deaths	Jan.	Feb.	Mar.	Apr.	May	June	July	Aug.	Sept.	Oct.	Nov.	Dec.
ALABAMA (COLORED), all causes.....	15,223	1,386	1,250	1,399	1,286	1,348	1,232	1,276	1,275	1,102	1,119	1,235	1,315
Typhoid and paratyphoid fever (1).....	138	6	7	6	4	7	6	20	27	26	15	7	7
Malaria (5).....	170	4	4	2	7	11	10	19	22	38	31	15	7
Smallpox (6).....	2				1						1		
Measles (7).....	55	3	5	14	8	6	10	6			1		2
Scarlet fever (8).....	2												
Whooping cough (9).....	122	14	10	7	13	13	10	16	12	8	6	6	7
Diphtheria (10).....	50	6	5	1	2	3	3	1	2	4	6	13	4
Influenza (11).....	763	91	85	89	85	95	32	21	20	20	24	42	158
Dysentery (16).....	50	3	1	3	7	7	12	16	4	2	2	1	1
Erysipelas (21).....	13	2	1	2	1	2	1			2	1	1	1
Lethargic encephalitis (23).....	4				1	1	1		1				1
Meningococcus meningitis (24).....	7				4		1				1		
Tuberculosis of the respiratory system (31).....	1,365	129	128	130	130	119	125	114	119	81	97	102	91
Other forms of tuberculosis (32-37).....	109	9	11	4	4	11	12	16	11	9	11	7	4
Diabetes mellitus (57).....	91	15	9	13	7	7	3	9	4	10	2	8	4
Cerebral hemorrhage and softening (74, 83).....	755	60	57	79	62	66	58	64	68	52	67	64	58
Other [organic] diseases of the heart (90).....	1,533	109	111	143	146	138	133	155	128	119	106	123	122
Bronchitis (99).....	41	8	3	9	2	3	2	1	2	2	7	2	2
Broncho-pneumonia (100).....	303	41	33	32	31	25	18	9	12	13	23	29	37
Pneumonia (101).....	850	127	108	127	91	100	29	25	24	31	34	64	90
Diarrhea and enteritis [under 2 years] (113).....	275	4	9	9	16	25	49	42	42	30	13	7	9
Diarrhea and enteritis [2 years and over] (114).....	80	3	2	3	3	7	20	14	14	4	2	2	1
Nephritis (128, 129).....	1,110	95	79	73	95	94	55	104	107	88	98	108	84
Puerperal septicemia (146).....	85	8	7	6	9	9	11	9	7	6	6	4	3
Other puerperal causes (143-145, 147-150).....	202	11	13	23	19	18	17	22	23	16	15	14	11
Suicide (165-174).....	26	3	2	4	1	2	3	5	3	1	2	2	3
Automobile accidents ¹ (188c).....	108	10	5	13	7	3	6	6	13	9	9	11	16
Automobile—railroad-train collision (part of 188a).....	1			1									
Automobile—street-car collision (part of 188b).....	1,102	108	87	103	97	85	87	90	85	84	71	96	109
Other external causes (175-187, part of 188a, b, 188d-203).....	5,811	515	468	503	441	491	487	472	530	449	470	502	483
All other causes.....													
ARIZONA, all causes.....	6,444	546	590	594	545	522	556	535	417	466	431	502	740
Typhoid and paratyphoid fever (1).....	37	1	1	2	2	5	6	1	3	4	6	5	1
Malaria (5).....	3						1					1	
Smallpox (6).....	7		1	2	3					1			
Measles (7).....	67	8	9	9	9	8	14	8				1	1
Scarlet fever (8).....	9					3	1						
Whooping cough (9).....	79	2	2	15	15	9	11	2	1	2	4	8	4
Diphtheria (10).....	25	4	7	6	2	3	3	1	1	1	4	4	4
Influenza (11).....	285	23	26	32	26	10	19	3	1	5	6	18	116
Dysentery (16).....	26		1	3	3	2	4	2	2	2	2	4	1
Erysipelas (21).....	10			2	1	2	2	2	2		1		
Lethargic encephalitis (23).....	3				1	1	1				1		
Meningococcus meningitis (24).....	44	8	9	9	3	2	2	1	3		1	1	5
Tuberculosis of the respiratory system (31).....	1,447	152	156	146	127	113	112	101	97	86	105	100	152
Other forms of tuberculosis (32-37).....	76	7	8	3	12	5	11	5	3	1	6	6	4
Diabetes mellitus (57).....	28	1	1	2	1	1	1	1	1	4	2	5	
Cerebral hemorrhage and softening (74, 83).....	161	16	18	19	12	11	12	18	13	6	12	7	17
Other [organic] diseases of the heart (90).....	449	36	39	35	35	37	29	23	29	30	40	87	
Bronchitis (99).....	28	1	1	4	4	2	3	3	1	1	1	3	
Broncho-pneumonia (100).....	264	31	41	25	21	17	17	16	8	19	13	13	43
Pneumonia (101).....	310	25	47	52	34	30	12	16	8	15	9	29	42
Diarrhea and enteritis [under 2 years] (113).....	463	10	9	11	35	61	60	63	59	72	37	31	15
Diarrhea and enteritis [2 years and over] (114).....	83	8	2	6	3	7	10	11	11	12	4	6	3
Nephritis (128, 129).....	224	17	21	13	26	15	23	23	14	19	13	15	25
Puerperal septicemia (146).....	35	2	2	1	4	4	5	5	6	3		3	
Other puerperal causes (143-145, 147-150).....	34	2	3	2	7	1	5	4	2	2	2	6	
Suicide (165-174).....	59	5	6	6	4	4	3	5	4	9	3	4	6
Automobile accidents ¹ (188c).....	123	11	8	5	8	18	12	4	4	15	9	12	17
Automobile—railroad-train collision (part of 188a).....	6			3				2		1			
Automobile—street-car collision (part of 188b).....	413	34	34	42	19	30	47	54	27	26	35	38	27
Other external causes (175-187, part of 188a, b, 188d-203).....	1,637	142	137	128	132	116	137	159	121	128	129	155	153
All other causes.....													
ARKANSAS (WHITE), all causes.....	13,139	1,186	1,105	1,395	1,114	979	984	1,104	1,094	1,046	978	1,074	1,080
Typhoid and paratyphoid fever (1).....	212	5	6	7	4	8	7	23	41	53	23	19	16
Malaria (5).....	599	17	13	20	19	28	36	62	101	98	69	44	22
Smallpox (6).....													
Measles (7).....	196	12	23	40	42	32	30	7	5	3		2	
Scarlet fever (8).....	13	1	2			1	1	2		2	1	1	2
Whooping cough (9).....	61	3	10	5	4	5	5	7	7	6	4	4	1
Diphtheria (10).....	132	12	8	13	6	3	3	2	4	9	27	27	18
Influenza (11).....	749	77	102	170	109	51	26	9	7	20	15	33	130
Dysentery (16).....	99	2		3		1	14	36	18	11	6	5	3
Erysipelas (21).....	25	1	1	7	6	2	1	1	3	1		1	1
Lethargic encephalitis (23).....	7	1		1	1	1	1						
Meningococcus meningitis (24).....	17	1	6	4	1	3			1			1	
Tuberculosis of the respiratory system (31).....	722	55	62	88	65	57	55	64	44	60	55	49	68
Other forms of tuberculosis (32-37).....	70	3	8	7	3	4	8	8	6	8	1	4	10
Diabetes mellitus (57).....	135	15	4	16	13	16	11	12	8	10	11	11	8
Cerebral hemorrhage and softening (74, 83).....	632	62	52	69	60	52	52	46	48	37	48	54	52
Other [organic] diseases of the heart (90).....	1,179	100	93	112	117	103	90	91	94	93	85	107	94
Bronchitis (99).....	34	6	4	5	4	1	3		1	6		4	
Broncho-pneumonia (100).....	326	43	37	56	30	18	10	11	10	20	23	36	32
Pneumonia (101).....	769	137	106	134	82	47	27	12	17	25	34	70	78
Diarrhea and enteritis [under 2 years] (113).....	400	8	14	7	9	7	71	99	69	52	34	23	7
Diarrhea and enteritis [2 years and over] (114).....	136	5	5	6	6	5	23	40	19	10	8	8	1
Nephritis (128, 129).....	856	87	68	85	73	72	60	60	66	67	66	80	82
Puerperal septicemia (146).....	65	9	5	11	4	4	4	5	4	5	4	5	5
Other puerperal causes (143-145, 147-150).....	143	16	15	21	21	9	8	10	12	9	3	8	11
Suicide (165-174).....	123	10	10	12	15	10	13	7	16	7	7	8	8
Automobile accidents ¹ (188c).....	171	13	18	8	11	10	12	16	15	15	17	19	17
Automobile—railroad-train collision (part of 188a).....	12		2	1	1	1			1				5
Automobile—street-car collision (part of 188b).....	2												
Other external causes (175-187, part of 188a, b, 188d-203).....	769	86	75	67	55	65	62	61	76	52	62	66	42
All other causes.....	4,555	399	356	420	352	363	351	413	401	376	374	383	367

¹ Excludes collision with railroad trains and street cars.

MORTALITY STATISTICS

TABLE 10.—DEATHS (EXCLUSIVE OF STILLBIRTHS) FROM IMPORTANT CAUSES, BY MONTHS, IN EACH REGISTRATION STATE: 1928—Continued

[Numbers after causes of death correspond to those of the 1920 revision of the detailed International List]

AREA AND CAUSE OF DEATH	All deaths	Jan.	Feb.	Mar.	Apr.	May	June	July	Aug.	Sept.	Oct.	Nov.	Dec.
ARKANSAS (COLORED), all causes.....	6,859	529	567	645	602	601	590	694	626	535	500	473	497
Typhoid and paratyphoid fever (1).....	133	4	8	7	5	6	5	16	32	20	18	6	6
Malaria (5).....	339	11	13	21	11	13	23	41	66	51	48	33	8
Smallpox (6).....	73	2	11	15	18	13	7	3	1	1	2		
Measles (7).....													
Scarlet fever (8).....	55		5	5	4	3	3	11	6	6	4	6	2
Whooping cough (9).....	9	1	2		1				1		1		3
Diphtheria (10).....	415	30	52	102	49	55	22	11	5	7	11	19	52
Influenza (11).....	69	1			2	4	9	23	15	4	4	6	1
Dysentery (16).....	2	1											
Erysipelas (21).....	3			1	1							1	
Lethargic encephalitis (23).....	1	1											
Meningococcus meningitis (24).....	678	43	49	82	82	75	69	60	47	47	36	47	41
Tuberculosis of the respiratory system (31).....	58	5	8	7	7	6	7	2	2	2	4	4	3
Other forms of tuberculosis (32-37).....	47	3	4	4	2	3	8	9	1	4	4	1	4
Diabetes mellitus (57).....	273	26	28	20	28	23	22	24	24	16	19	22	21
Cerebral hemorrhage and softening (74, 83).....	562	40	45	54	53	59	48	49	57	45	46	31	35
Other [organic] diseases of the heart (90).....	12	1	2	3	2				1	1	1	1	
Bronchitis (99).....	154	26	26	24	10	16	5	5	9	3	7	7	16
Broncho-pneumonia (100).....	309	45	54	49	40	23	15	8	4	7	10	18	36
Pneumonia (101).....	143	9		4	2	9	26	40	25	13	8	6	1
Diarrhea and enteritis [under 2 years] (113).....	74	2	4	1	3	5	8	25	10	5	2	7	2
Diarrhea and enteritis [2 years and over] (114).....	481	35	44	49	31	44	38	38	49	45	34	39	35
Nephritis (128, 129).....	45	2	2	4	5	5	4	9	5	2	2	1	4
Puerperal septicemia (146).....	83	6	9	9	11	4	10	2	12	5	7	3	5
Other puerperal causes (143-145, 147-150).....	12	1	1	1	2			1	2	1	2	2	1
Suicide (165-174).....	40	4	5		2	1	2	2	4	5	6	6	3
Automobile accidents ¹ (188c).....	1	1											
Automobile-railroad-train collision (part of 188a).....													
Automobile-street-car collision (part of 188b).....	406	33	31	24	38	31	38	43	29	30	29	36	44
Other external causes (175-187, part of 188a, b, 188d-203).....	2,382	196	164	158	195	201	221	272	220	213	197	171	174
All other causes.....													
CALIFORNIA, all causes.....	66,106	5,777	5,442	5,661	5,400	5,213	4,875	5,015	4,726	4,674	5,128	6,267	7,928
Typhoid and paratyphoid fever (1).....	107	8	6	6	5	5	14	14	12	19	11	3	4
Malaria (5).....	17	1			1	2	2	2	2	6			1
Smallpox (6).....	2								1				1
Measles (7).....	32	3	2	5	5	5	2	3	1		3		3
Scarlet fever (8).....	61	7	5	9	3	5	4	2	2		4	7	13
Whooping cough (9).....	360	9	26	15	35	53	34	41	27	32	20	25	43
Diphtheria (10).....	268	38	30	22	20	27	18	20	24	11	17	20	21
Influenza (11).....	2,187	100	88	79	60	51	51	43	21	39	514	997	1
Dysentery (16).....	88	7	5	5	12	8	7	6	9	7	9	13	10
Erysipelas (21).....	87	8	14	7	12	10	5	6	2	7	4	2	6
Lethargic encephalitis (23).....	53	4	2	6	13	1	4	1	5	8	5	5	6
Meningococcus meningitis (24).....	120	12	13	8	13	6	11	7	6	5	11	27	27
Tuberculosis of the respiratory system (31).....	5,454	476	457	459	509	480	427	461	417	392	415	440	511
Other forms of tuberculosis (32-37).....	613	50	42	62	49	45	55	53	31	45	45	50	49
Diabetes mellitus (57).....	985	89	74	98	92	83	63	73	70	60	63	94	126
Cerebral hemorrhage and softening (74, 83).....	4,600	425	403	377	359	378	348	364	335	321	370	416	504
Other [organic] diseases of the heart (90).....	11,455	1,084	947	949	940	916	827	772	756	735	880	1,138	1,511
Bronchitis (99).....	267	30	33	14	25	14	17	14	12	11	22	29	46
Broncho-pneumonia (100).....	2,112	258	230	212	158	131	118	106	82	100	150	234	333
Pneumonia (101).....	2,274	255	244	224	174	153	126	103	98	104	158	287	348
Diarrhea and enteritis [under 2 years] (113).....	837	35	40	44	59	83	111	90	99	74	75	57	70
Diarrhea and enteritis [2 years and over] (114).....	243	15	13	15	21	19	20	21	35	16	21	23	24
Nephritis (128, 129).....	4,661	418	409	392	400	364	367	356	332	340	343	450	490
Puerperal septicemia (146).....	206	15	25	17	16	23	15	20	20	9	15	16	15
Other puerperal causes (143-145, 147-150).....	302	25	20	29	32	22	22	19	22	30	19	20	42
Suicide (165-174).....	1,339	121	97	106	148	89	114	105	126	95	101	119	118
Automobile accidents ¹ (188c).....	1,755	151	146	116	127	133	113	147	163	147	154	174	184
Automobile-railroad-train collision (part of 188a).....	115	7	13	18	13	14	4	3	5	13	14	8	3
Automobile-street-car collision (part of 188b).....	37	3	2	2	2	2	2	2	2	3	7	5	4
Other external causes (175-187, part of 188a, b, 188d-203).....	3,635	285	251	549	265	246	255	324	282	287	255	296	340
All other causes.....	21,864	1,838	1,805	1,816	1,816	1,836	1,723	1,832	1,704	1,771	1,829	1,811	2,083
COLORADO, all causes.....	14,077	1,265	1,268	1,344	1,172	1,175	996	906	958	1,023	1,012	1,030	1,928
Typhoid and paratyphoid fever (1).....	42		4	3	4	1	5	4	6	7	3	2	3
Malaria (5).....	2	1									1		
Smallpox (6).....	1		1										
Measles (7).....	54	5	17	6	9	8	5	1	2			1	
Scarlet fever (8).....	48	8	11	10	4	9	1		1		1		3
Whooping cough (9).....	121	6	16	16	18	12	19	11	9	6	2	3	3
Diphtheria (10).....	41	5	3	8	2	8	1	2	1	1	5	3	2
Influenza (11).....	1,135	85	107	130	94	54	15	16	13	13	24	61	523
Dysentery (16).....	17					1	1		5	7	1		2
Erysipelas (21).....	52	14	7	3	10	3	5	2	1		1	2	4
Lethargic encephalitis (23).....	15				2	3			3		2		3
Meningococcus meningitis (24).....	138	17	22	29	11	6	6		1	11	5	4	21
Tuberculosis of the respiratory system (31).....	1,321	110	124	121	101	118	129	84	93	100	99	106	136
Other forms of tuberculosis (32-37).....	94	7	6	15	10	8	5	8	11	4	5	9	6
Diabetes mellitus (57).....	186	24	13	15	13	9	14	10	13	14	19	17	25
Cerebral hemorrhage and softening (74, 83).....	888	78	68	80	70	86	53	71	63	60	84	70	105
Other [organic] diseases of the heart (90).....	1,575	147	143	140	121	130	113	116	95	121	125	124	200
Bronchitis (99).....	45	4	7	4	3	3	5	2	1	2	4	2	8
Broncho-pneumonia (100).....	508	61	64	45	48	52	29	11	18	23	24	34	99
Pneumonia (101).....	761	105	88	96	61	62	32	22	20	22	39	66	148
Diarrhea and enteritis [under 2 years] (113).....	269	7	12	14	9	15	17	10	55	71	36	16	7
Diarrhea and enteritis [2 years and over] (114).....	74	6	1	1	2	5	4	8	9	20	6	5	7
Nephritis (128, 129).....	875	81	79	83	70	73	82	57	62	74	56	63	95
Puerperal septicemia (146).....	82	11	6	7	7	10	3	6	5	7	9	6	5
Other puerperal causes (143-145, 147-150).....	102	7	6	21	7	12	4	9	4	6	5	9	12
Suicide (165-174).....	184	14	11	10	13	25	18	14	16	16	11	14	22
Automobile accidents ¹ (188c).....	221	14	10	9	15	25	10	22	26	26	25	19	20
Automobile-railroad-train collision (part of 188a).....	15	4		2	1				5	2	1		
Automobile-street-car collision (part of 188b).....													
Other external causes (175-187, part of 188a, b, 188d-203).....	742	60	52	63	57	63	61	73	71	62	59	65	56
All other causes.....	4,469	384	389	413	410	374	360	340	349	345	360	329	413

¹ Excludes collision with railroad trains and street cars.

CAUSES OF DEATH, BY MONTH OF OCCURRENCE

347

TABLE 10.—DEATHS (EXCLUSIVE OF STILLBIRTHS) FROM IMPORTANT CAUSES, BY MONTHS, IN EACH REGISTRATION STATE: 1928—Continued

[Numbers after causes of death correspond to those of the 1920 revision of the detailed International List]

AREA AND CAUSE OF DEATH	All deaths	Jan.	Feb.	Mar.	Apr.	May	June	July	Aug.	Sept.	Oct.	Nov.	Dec.
CONNECTICUT, all causes	17,938	1,624	1,497	1,663	1,678	1,756	1,443	1,346	1,312	1,259	1,396	1,366	1,598
Typhoid and paratyphoid fever (1)	10	3	2		1				4				
Malaria (5)	2							1		1			
Smallpox (6)													
Measles (7)	70	4	5	11	8	13	14	9	1	1		1	3
Scarlet fever (8)	20	1	2	3	3	6	3	2					
Whooping cough (9)	107	3	11	7	17	11	20	5	12	5	8	4	4
Diphtheria (10)	85	11	17	7	2	6	3	2	4	8	7	8	10
Influenza (11)	304	37	23	22	34	75	25	7	5	6	19	10	41
Dysentery (16)	7	1					1	2		1	1		
Erysipelas (21)	51	4	5	7	11	6	7	1	1	4	2		3
Lethargic encephalitis (23)	21	4	2	2	1	3	1	3	1	1	1	1	
Meningococcus meningitis (24)	23	1		2	4	2	2	1	3	3	2		3
Tuberculosis of the respiratory system (31)	996	83	85	106	88	84	89	84	71	70	76	69	91
Other forms of tuberculosis (32-37)	120	5	8	17	16	14	14	11	7	5	12	4	7
Diabetes mellitus (57)	367	39	42	38	31	26	30	31	26	24	27	25	28
Cerebral hemorrhage and softening (74, 83)	1,501	136	121	137	123	141	105	108	133	109	123	127	138
Other [organic] diseases of the heart (90)	3,312	295	297	297	297	314	241	262	256	228	239	277	309
Bronchitis (99)	95	10	6	16	15	13	6	5	2	4	3	8	7
Broncho-pneumonia (100)	543	53	52	66	73	92	30	18	16	27	36	24	56
Pneumonia (101)	922	120	116	124	122	122	52	21	21	29	48	56	91
Diarrhea and enteritis [under 2 years] (113)	133	16	6	6	9	11	8	11	21	19	14	6	6
Diarrhea and enteritis [2 years and over] (114)	39	1		2	4	1	2	3	3	5	6	4	8
Nephritis (128, 129)	1,397	115	125	124	126	147	128	113	95	98	111	108	107
Puerperal septicemia (146)	47	4	5	7	10	3	1	2	2	2	6	1	4
Other puerperal causes (143-145, 147-150)	103	9	6	9	17	9	5	12	8	6	7	8	7
Suicide (165-174)	236	24	15	25	15	26	24	13	14	19	21	25	15
Automobile accidents (188c)	407	33	18	20	28	30	37	38	33	48	46	36	40
Automobile—railroad-train collision (part of 188a)	19	3	2	2		5				1	2	2	2
Automobile—street-car collision (part of 188b)	8	1			2	1						2	1
Other external causes (175-187, part of 188a, b, 188d-203)	845	70	58	42	68	61	82	111	82	71	57	70	73
All other causes	6,148	538	467	564	553	534	513	470	490	464	522	490	543
DELAWARE, all causes	3,196	294	236	310	281	294	238	253	238	225	269	263	295
Typhoid and paratyphoid fever (1)	18	1	2			2	2	4	5	1	1		
Malaria (5)	2				1				1				
Smallpox (6)													
Measles (7)	8		1	2			3					1	1
Scarlet fever (8)	9				1	3					1	3	1
Whooping cough (9)	17				1	1		1	1	2	4	1	6
Diphtheria (10)	9	1		2	2	1		1	1		1	1	1
Influenza (11)	82	10	5	7	14	9	6	2	2	2	4	2	21
Dysentery (16)	10				1			3	1	2	3		
Erysipelas (21)	6		2	2		1							1
Lethargic encephalitis (23)	1	1											
Meningococcus meningitis (24)													
Tuberculosis of the respiratory system (31)	178	13	15	20	20	12	14	16	12	18	8	14	16
Other forms of tuberculosis (32-37)	19	1	1		2	1	1	4	3	1	3	3	
Diabetes mellitus (57)	46	5	4	5	2	1	4	4	3	6	5	5	2
Cerebral hemorrhage and softening (74, 83)	317	34	19	29	32	27	27	18	25	21	26	31	28
Other [organic] diseases of the heart (90)	541	62	44	48	48	42	32	42	40	35	56	39	53
Bronchitis (99)	6			1	2	2	1	1	1	1			
Broncho-pneumonia (100)	107	14	12	16	12	10	6	5	5	4	3	12	8
Pneumonia (101)	130	12	15	24	12	10	9	6	4	2	9	11	16
Diarrhea and enteritis [under 2 years] (113)	70	2		2	7	2	1	7	16	12	8	9	4
Diarrhea and enteritis [2 years and over] (114)	23		1	1	1	1	2	4	5	4	2	1	2
Nephritis (128, 129)	352	37	32	33	28	33	30	28	15	25	31	31	29
Puerperal septicemia (146)	13	2	1	2	2	2	2	2		2	2		
Other puerperal causes (143-145, 147-150)	11	1	2	1	1	1	1	1		2	1	1	1
Suicide (165-174)	28		3	3	1	2	2	5	4	1	5	2	
Automobile accidents (188c)	75	4	1	5	6	8	8	5	8	5	6	10	11
Automobile—railroad-train collision (part of 188a)	1					1							1
Automobile—street-car collision (part of 188b)	1												
Other external causes (175-187, part of 188a, b, 188d-203)	153	10	10	18	9	15	13	19	19	7	8	11	14
All other causes	963	84	66	89	81	111	73	77	68	76	84	75	79
FLORIDA ² (WHITE), all causes	11,382	1,134	1,001	1,054	910	882	804	811	766	939	962	1,015	1,104
Typhoid and paratyphoid fever (1)	74	4	2	6	4	12	7	9	10	5	11	4	
Malaria (5)	236	4	5	5	3	11	10	18	19	21	60	52	28
Smallpox (6)													
Measles (7)	16				4	2	5	2	1		1		1
Scarlet fever (8)	6	1			1	1		1	1	1		1	
Whooping cough (9)	20	1	4	2	1	2	1	2	1		1	2	2
Diphtheria (10)	53	8	4	4	3	5	2	5	5	3	5	6	3
Influenza (11)	397	47	46	40	28	18	16	15	30	26	24	23	84
Dysentery (16)	31	2	1	2	3	4	3	7	2	3		3	1
Erysipelas (21)	18	2			3	2	2	1	1		4		2
Lethargic encephalitis (23)	9		1	1	2			1	1	2	1	1	
Meningococcus meningitis (24)	10	3				1		2		1	1		
Tuberculosis of the respiratory system (31)	444	55	53	46	46	32	32	31	29	27	31	32	30
Other forms of tuberculosis (32-37)	44	5	1	8	4	3	1	4	3	1	3	6	5
Diabetes mellitus (57)	143	11	17	16	8	12	11	7	11	12	12	11	15
Cerebral hemorrhage and softening (74, 83)	795	74	90	96	70	57	52	52	54	55	60	75	60
Other [organic] diseases of the heart (90)	1,471	163	138	143	122	114	106	91	120	95	122	109	148
Bronchitis (99)	38	4	3	2	3	1	2	2	5	2	5	7	2
Broncho-pneumonia (100)	209	34	17	18	12	17	8	11	10	23	15	16	28
Pneumonia (101)	403	73	55	44	32	27	17	13	16	22	19	31	54
Diarrhea and enteritis [under 2 years] (113)	176	15	13	10	23	32	16	16	14	7	11	9	10
Diarrhea and enteritis [2 years and over] (114)	75	8	7	8	3	4	10	6	6	4	8	6	5
Nephritis (128, 129)	1,102	108	85	112	92	79	69	87	70	88	90	108	114
Puerperal septicemia (146)	52	6	5	5	5	3	3	5	3	5	7	3	2
Other puerperal causes (143-145, 147-150)	135	19	8	9	14	7	9	13	11	14	14	4	13
Suicide (165-174)	146	12	14	14	8	10	12	18	13	9	9	15	12
Automobile accidents (188c)	300	30	32	22	20	23	17	23	19	17	25	45	27
Automobile—railroad-train collision (part of 188a)	20	7		2	1	1				1	1		6
Automobile—street-car collision (part of 188b)	3												
Other external causes (175-187, part of 188a, b, 188d-203)	885	58	60	61	51	55	70	72	55	201	56	71	75
All other causes	4,071	380	337	377	344	347	323	297	257	292	365	375	377

¹ Excludes collision with railroad trains and street cars.² The total deaths for Florida do not include 1,524 deaths estimated to have occurred as a result of the storm in September, 1928; see p. 18.

TABLE 10.—DEATHS (EXCLUSIVE OF STILLBIRTHS) FROM IMPORTANT CAUSES, BY MONTHS, IN EACH REGISTRATION STATE: 1928—Continued

[Numbers after causes of death correspond to those of the 1920 revision of the detailed International List]

AREA AND CAUSE OF DEATH	All deaths	Jan.	Feb.	Mar.	Apr.	May	June	July	Aug.	Sept.	Oct.	Nov.	Dec.
FLORIDA* (COLORED), all causes.....	7,561	658	556	596	528	605	553	606	588	800	635	740	696
Typhoid and paratyphoid fever (1).....	51	3	—	3	1	9	5	11	3	3	2	6	5
Malaria (5).....	165	5	4	8	6	13	9	7	17	17	30	26	7
Smallpox (6).....	1	—	—	—	—	—	1	—	—	—	—	—	—
Measles (7).....	6	—	2	1	2	—	—	1	—	—	—	—	—
Scarlet fever (8).....	1	—	—	—	—	—	—	—	—	—	—	1	—
Whooping cough (9).....	24	1	—	4	1	1	2	2	3	2	2	4	2
Diphtheria (10).....	17	6	3	—	1	—	—	1	3	1	—	—	—
Influenza (11).....	286	28	31	30	25	17	14	22	26	10	21	25	37
Dysentery (16).....	35	3	1	4	3	4	5	2	4	4	3	1	1
Erysipelas (21).....	2	—	—	—	1	—	—	—	—	—	1	—	—
Lethargic encephalitis (23).....	2	1	—	—	—	—	—	—	—	—	—	—	1
Meningococcus meningitis (24).....	2	—	—	—	—	—	1	1	—	—	—	—	—
Tuberculosis of the respiratory system (31).....	570	46	42	60	32	58	45	52	48	49	49	47	42
Other forms of tuberculosis (32-37).....	54	2	4	6	6	2	6	3	4	3	6	5	7
Diabetes mellitus (57).....	41	4	4	7	7	5	1	2	4	2	4	2	2
Cerebral hemorrhage and softening (74, 83).....	470	40	35	43	28	32	37	48	36	35	35	43	58
Other [organic] diseases of the heart (90).....	663	58	44	45	44	51	60	48	51	51	65	66	80
Bronchitis (99).....	17	2	2	2	1	1	2	3	—	—	1	2	1
Broncho-pneumonia (100).....	138	18	9	18	7	12	4	13	8	11	11	10	8
Pneumonia (101).....	290	36	34	21	45	14	15	16	23	13	14	27	32
Diarrhea and enteritis [under 2 years] (113).....	133	5	6	8	10	22	3	21	14	9	14	9	12
Diarrhea and enteritis [2 years and over] (114).....	57	5	2	3	3	6	9	5	5	4	4	5	6
Nephritis (128, 129).....	624	50	47	53	41	46	50	51	45	53	63	70	55
Puerperal septicemia (146).....	46	1	2	3	2	6	1	4	3	6	3	9	6
Other puerperal causes (143-145, 147-150).....	68	7	8	9	3	6	3	5	2	7	5	8	6
Suicide (165-174).....	16	1	1	2	3	2	1	1	2	—	1	—	2
Automobile accidents ¹ (188c).....	104	11	11	3	7	9	6	5	9	8	12	8	15
Automobile—railroad-train collision (part of 188a).....	5	—	3	—	—	—	—	1	—	—	—	1	—
Automobile—street-car collision (part of 188b).....	—	—	—	—	—	—	—	—	—	—	—	—	—
Other external causes (175-187, part of 188a, b, 188d-203).....	887	69	53	52	57	60	45	68	61	285	43	40	54
All other causes.....	2,786	256	208	214	192	229	228	213	217	227	244	316	242
GEORGIA (WHITE), all causes.....	18,610	1,732	1,586	1,741	1,465	1,471	1,418	1,434	1,345	1,288	1,415	1,511	2,204
Typhoid and paratyphoid fever (1).....	181	6	9	5	—	9	13	31	27	30	25	14	12
Malaria (5).....	229	1	3	2	9	4	12	14	30	35	68	41	10
Smallpox (6).....	3	—	—	—	—	—	1	—	—	—	—	—	—
Measles (7).....	115	15	21	29	23	11	9	3	—	1	—	3	1
Scarlet fever (8).....	29	1	3	1	2	1	1	—	3	—	2	8	6
Whooping cough (9).....	99	4	9	11	3	23	5	23	6	3	4	3	5
Diphtheria (10).....	174	22	10	7	4	4	2	2	7	16	27	39	34
Influenza (11).....	1,239	179	117	155	91	60	19	17	20	30	28	58	465
Dysentery (16).....	190	8	1	6	7	29	44	33	21	10	14	10	7
Erysipelas (21).....	36	3	2	5	3	2	2	—	1	3	2	6	7
Lethargic encephalitis (23).....	10	—	1	3	2	—	1	—	—	—	—	2	—
Meningococcus meningitis (24).....	10	—	—	2	1	1	—	1	—	1	—	1	3
Tuberculosis of the respiratory system (31).....	757	71	73	57	80	60	71	59	63	36	58	57	72
Other forms of tuberculosis (32-37).....	79	5	10	10	3	4	6	7	4	10	6	11	3
Diabetes mellitus (57).....	217	22	29	22	12	21	13	17	13	5	18	17	28
Cerebral hemorrhage and softening (74, 83).....	1,347	126	131	125	122	98	107	95	103	87	109	114	130
Other [organic] diseases of the heart (90).....	1,805	167	147	187	144	141	139	128	121	138	128	139	226
Bronchitis (99).....	54	11	7	7	3	2	4	2	3	3	4	2	6
Broncho-pneumonia (100).....	480	85	81	50	37	28	13	16	14	25	27	41	63
Pneumonia (101).....	909	110	125	141	90	77	41	29	24	33	36	63	140
Diarrhea and enteritis [under 2 years] (113).....	436	21	8	7	15	54	87	87	53	32	35	23	14
Diarrhea and enteritis [2 years and over] (114).....	148	5	6	4	8	20	32	28	15	8	10	5	7
Nephritis (128, 129).....	1,799	159	135	149	165	178	137	141	110	133	163	156	173
Puerperal septicemia (146).....	86	9	9	11	6	7	5	9	5	7	5	3	10
Other puerperal causes (143-145, 147-150).....	230	13	20	17	25	25	22	12	29	12	13	13	29
Suicide (165-174).....	211	11	23	22	14	23	18	13	21	20	10	14	22
Automobile accidents ¹ (188c).....	320	29	17	24	28	22	19	35	29	11	30	34	42
Automobile—railroad-train collision (part of 188a).....	15	1	4	—	—	—	—	—	3	1	2	4	—
Automobile—street-car collision (part of 188b).....	—	—	—	—	—	—	—	—	—	—	—	—	—
Other external causes (175-187, part of 188a, b, 188d-203).....	911	101	80	87	62	48	67	82	83	61	63	77	100
All other causes.....	6,488	547	505	595	506	519	528	547	537	536	528	554	586
GEORGIA (COLORED), all causes.....	17,401	1,561	1,349	1,456	1,427	1,490	1,482	1,504	1,334	1,283	1,372	1,493	1,650
Typhoid and paratyphoid fever (1).....	273	14	11	9	7	14	14	62	56	34	33	13	6
Malaria (5).....	318	10	4	3	8	9	21	24	40	52	69	58	20
Smallpox (6).....	1	—	—	—	—	—	—	—	—	—	—	—	—
Measles (7).....	36	7	5	8	4	6	3	—	1	—	—	2	—
Scarlet fever (8).....	4	—	—	—	1	—	—	—	—	1	—	1	—
Whooping cough (9).....	65	4	7	5	10	6	6	4	5	5	3	6	4
Diphtheria (10).....	62	7	4	8	3	2	2	—	2	5	10	12	7
Influenza (11).....	849	91	98	100	74	49	28	12	13	23	30	53	278
Dysentery (16).....	119	7	—	4	5	16	24	20	17	12	6	7	1
Erysipelas (21).....	5	—	—	1	—	—	2	—	1	—	—	—	—
Lethargic encephalitis (23).....	4	—	—	1	—	—	1	—	1	—	—	—	—
Meningococcus meningitis (24).....	10	—	—	1	—	1	—	1	—	1	—	4	—
Tuberculosis of the respiratory system (31).....	1,422	131	110	124	147	116	123	127	118	109	100	109	108
Other forms of tuberculosis (32-37).....	128	8	10	14	9	11	17	9	11	9	8	12	7
Diabetes mellitus (57).....	107	7	11	11	14	8	6	—	7	10	10	8	—
Cerebral hemorrhage and softening (74, 83).....	1,124	115	85	103	106	80	105	95	78	79	99	94	85
Other [organic] diseases of the heart (90).....	1,770	136	122	144	155	174	163	170	157	129	150	142	128
Bronchitis (99).....	49	6	3	4	7	2	6	4	3	2	7	4	1
Broncho-pneumonia (100).....	386	48	51	35	39	37	20	11	23	18	21	34	49
Pneumonia (101).....	944	140	116	124	101	69	43	31	27	31	50	83	129
Diarrhea and enteritis [under 2 years] (113).....	303	14	8	5	13	34	63	61	35	23	28	13	6
Diarrhea and enteritis [2 years and over] (114).....	116	8	2	6	5	11	19	18	16	6	12	8	5
Nephritis (128, 129).....	1,624	147	140	138	139	140	139	148	110	120	133	149	121
Puerperal septicemia (146).....	92	8	7	6	7	8	10	12	6	6	7	6	9
Other puerperal causes (143-145, 147-150).....	223	15	15	23	27	20	26	19	6	20	20	12	20
Suicide (165-174).....	25	5	2	2	—	2	1	1	2	3	2	2	3
Automobile accidents ¹ (188c).....	148	16	11	9	7	6	11	10	12	12	17	23	14
Automobile—railroad-train collision (part of 188a).....	19	—	1	1	1	3	—	—	2	3	1	7	—
Automobile—street-car collision (part of 188b).....	—	—	—	—	—	—	—	—	—	—	—	—	—
Other external causes (175-187, part of 188a, b, 188d-203).....	999	91	78	83	82	87	94	102	70	65	67	80	100
All other causes.....	6,175	526	448	484	455	573	538	549	518	507	485	552	540

¹ Excludes collision with railroad trains and street cars.

* See note 2, p. 336.

347

CAUSES OF DEATH, BY MONTH OF OCCURRENCE

349

TABLE 10.—DEATHS (EXCLUSIVE OF STILLBIRTHS) FROM IMPORTANT CAUSES, BY MONTHS, IN EACH REGISTRATION STATE: 1928—Continued

[Numbers after causes of death correspond to those of the 1920 revision of the detailed International List]

AREA AND CAUSE OF DEATH	All deaths	Jan.	Feb.	Mar.	Apr.	May	June	July	Aug.	Sept.	Oct.	Nov.	Dec.
IDAHO, all causes.....	4, 177	347	334	382	373	340	305	287	289	297	336	418	489
Typhoid and paratyphoid fever (1).....	16		1	2		1	2	2	1	1	1	2	3
Malaria (5).....	1			1									
Smallpox (6).....	2						2						
Measles (7).....	12	1	1	2		2		1	2	1	2		
Scarlet fever (8).....	15			3	1		2	1	2	1	1		4
Whooping cough (9).....	16		1	1	1	1	1		2	2	3	4	
Diphtheria (10).....	295	18	17	29	33	17	4	5	2	3	10	49	108
Influenza (11).....	4								1		3		
Dysentery (16).....	11	1			2	3	1			1	2		1
Erysipelas (21).....	3	1											2
Lethargic encephalitis (23).....	46	4	5	3	6	1	1	2	3	1	3	8	9
Meningococcus meningitis (24).....	156	8	14	25	14	19	16	11	15	7	11	11	5
Tuberculosis of the respiratory system (31).....	32	1	1	4	3	2	5	3	6	3	2	1	1
Other forms of tuberculosis (32-37).....	51	7	3	8	3	6	3	5	2	2	7	3	2
Diabetes mellitus (57).....	255	22	23	16	21	23	26	16	14	17	22	25	30
Cerebral hemorrhage and softening (74, 83).....	547	55	34	43	36	47	38	43	39	37	47	60	68
Other [organic] diseases of the heart (90).....	15		3	1	2	1			2	2	1	1	4
Bronchitis (99).....	124	15	11	22	19	10	2	4	2	2	5	17	15
Broncho-pneumonia (100).....	179	12	16	24	20	9	5	6	5	8	17	26	31
Pneumonia (101).....	64	3	1	6	2	4	5	3	9	10	8	9	4
Diarrhea and enteritis [under 2 years] (113).....	29	1	2	1	2				5	9	7		
Diarrhea and enteritis [2 years and over] (114).....	294	30	27	28	25	24	21	23	21	24	20	23	28
Nephritis (128, 129).....	27	4	3	3	2	3	3	2	2	2	1	1	1
Puerperal septicemia (146).....	35	6	4	4	4	2	2	2	1	2		6	2
Other puerperal causes (143-145, 147-150).....	57	5	5	2	7	4	7	8	3	4	4	3	5
Suicide (165-174).....	90	1	7	7	5	8	10	8	14	13	4	9	4
Automobile accidents ¹ (188c).....	7					1						2	4
Automobile—railroad-train collision (part of 188a).....													
Automobile—street-car collision (part of 188b).....	294	25	25	18	17	24	29	34	31	27	22	20	22
Other external causes (175-187, part of 188a, b, 188d-203).....	1, 500	127	130	129	148	128	118	88	105	120	133	138	136
All other causes.....													
ILLINOIS, all causes.....	90, 195	7, 891	7, 373	8, 961	8, 329	8, 135	6, 596	6, 429	6, 401	6, 566	6, 717	6, 934	9, 863
Typhoid and paratyphoid fever (1).....	162	10	10	5	3	8	7	10	28	33	24	11	13
Malaria (5).....	55	3		2	1	5	5	6	10	10	6	4	3
Smallpox (6).....	8	2	1										
Measles (7).....	165	19	16	20	16	11	10	9	4	5	14	12	29
Scarlet fever (8).....	276	23	22	34	37	24	21	21	31	25	11	4	23
Whooping cough (9).....	654	67	65	42	53	45	57	37	30	40	60	67	91
Diphtheria (10).....	2, 575	136	133	396	439	324	106	34	35	36	64	88	784
Influenza (11).....	76	5		4	1			5	17	20	13	5	4
Dysentery (16).....	176	13	16	32	21	27	11	5	3	7	7	15	19
Erysipelas (21).....	72	4	3	20	5	4	9	4	6	4	4	4	5
Lethargic encephalitis (23).....	223	14	18	36	21	22	14	12	13	8	16	18	31
Meningococcus meningitis (24).....	4, 753	388	388	475	486	422	399	380	366	374	346	334	395
Tuberculosis of the respiratory system (31).....	728	52	58	75	65	77	81	56	60	60	47	46	51
Other forms of tuberculosis (32-37).....	1, 741	155	152	156	170	142	131	112	116	145	111	140	211
Diabetes mellitus (57).....	5, 816	542	462	578	529	529	460	418	431	450	441	456	520
Cerebral hemorrhage and softening (74, 83).....	15, 942	1, 456	1, 339	1, 611	1, 414	1, 320	1, 160	1, 131	1, 013	1, 099	1, 220	1, 322	1, 857
Other [organic] diseases of the heart (90).....	484	52	67	53	54	41	34	31	13	15	27	28	69
Bronchitis (99).....	2, 830	270	236	372	357	354	136	86	102	95	131	175	516
Broncho-pneumonia (100).....	4, 746	558	477	737	579	533	224	125	95	145	248	289	736
Pneumonia (101).....	1, 276	83	80	42	80	87	68	120	199	221	145	80	71
Diarrhea and enteritis [under 2 years] (113).....	416	15	13	21	15	33	25	49	77	91	35	23	19
Diarrhea and enteritis [2 years and over] (114).....	8, 683	945	748	846	799	743	639	620	583	581	667	700	912
Nephritis (128, 129).....	290	31	17	28	34	22	26	24	17	28	24	17	22
Puerperal septicemia (146).....	423	37	45	39	45	49	42	24	44	30	31	20	47
Other puerperal causes (143-145, 147-150).....	1, 224	94	96	122	111	120	100	101	86	105	97	98	94
Suicide (165-174).....	1, 743	120	108	122	105	144	128	154	158	156	174	191	183
Automobile accidents ¹ (188c).....	233	23	6	7	17	17	23	18	18	31	25	27	21
Automobile—railroad-train collision (part of 188a).....	64	5	8	3	5	3	9	5	3	7	6	7	3
Automobile—street-car collision (part of 188b).....	4, 697	381	374	370	344	386	335	520	454	377	381	375	400
Other external causes (175-187, part of 188a, b, 188d-203).....	29, 549	2, 484	2, 413	2, 701	2, 505	2, 626	2, 326	2, 309	2, 386	2, 364	2, 339	2, 370	2, 726
All other causes.....													
INDIANA, all causes.....	40, 490	3, 464	3, 098	3, 788	3, 707	3, 594	2, 999	2, 834	3, 031	3, 055	3, 152	3, 056	4, 712
Typhoid and paratyphoid fever (1).....	147	6	5	2	8	4	8	5	28	25	27	21	8
Malaria (5).....	13			1			1	3	4	3		1	
Smallpox (6).....	13		3	1	2	2	1		1			2	1
Measles (7).....	85	4	2	14	15	17	17	4		2	1	1	8
Scarlet fever (8).....	77	7	12	8	8	14	3	4	1	1	7	5	7
Whooping cough (9).....	159	16	17	14	12	23	14	12	18	9	3	3	18
Diphtheria (10).....	182	26	13	15	10	9	10	5	6	13	21	27	27
Influenza (11).....	2, 035	144	124	189	229	283	80	34	25	37	45	69	776
Dysentery (16).....	66	3	1		3			11	15	13	10		4
Erysipelas (21).....	66	8	4	8	3	8	10	8	1	4	2	1	9
Lethargic encephalitis (23).....	45	4	3	5	3		5	6	3	4	3	4	5
Meningococcus meningitis (24).....	33			3	3		4	1	2			2	
Tuberculosis of the respiratory system (31).....	2, 002	158	149	222	183	207	184	145	136	133	151	134	200
Other forms of tuberculosis (32-37).....	342	28	28	28	30	29	33	24	34	30	30	23	25
Diabetes mellitus (57).....	685	41	54	45	75	55	57	42	48	61	61	46	100
Cerebral hemorrhage and softening (74, 83).....	3, 633	321	307	321	359	305	258	256	275	260	265	309	397
Other [organic] diseases of the heart (90).....	6, 484	594	490	598	615	579	517	447	468	457	517	478	724
Bronchitis (99).....	129	18	11	17	10	9	3	8	8	10	10	8	17
Broncho-pneumonia (100).....	1, 210	145	109	145	173	114	58	34	50	47	62	81	192
Pneumonia (101).....	1, 736	194	175	235	233	168	84	43	34	59	86	125	300
Diarrhea and enteritis [under 2 years] (113).....	646	25	33	33	19	26	23	68	147	134	82	36	20
Diarrhea and enteritis [2 years and over] (114).....	237	9	8	11	5	10	8	27	43	57	280	17	12
Nephritis (128, 129).....	3, 727	314	296	344	352	350	291	284	280	292	280	276	368
Puerperal septicemia (146).....	159	16	13	14	14	8	16	13	10	16	14	14	11
Other puerperal causes (143-145, 147-150).....	215	16	13	19	17	27	17	13	20	26	13	16	18
Suicide (165-174).....	532	46	36	50	35	50	46	51	32	45	51	45	45
Automobile accidents ¹ (188c).....	784	47	44	51	58	57	46	64	72	90	102	68	85
Automobile—railroad-train collision (part of 188a).....	169	13	15	14	13	13	12	4	11	26	14	11	23
Automobile—street-car collision (part of 188b).....	50	3	11	1	6	3	5	3	4	5	4	1	4
Other external causes (175-187, part of 188a, b, 188d-203).....	1, 939	128	125	163	142	153	151	221	200	163	164	162	167
All other causes.....	12, 890	1, 126	997	1, 217	1, 072	1, 065	1, 037	994	1, 055	1, 024	1, 096	1, 070	1, 137

¹ Excludes collision with railroad trains and street cars.

TABLE 10.—DEATHS (EXCLUSIVE OF STILLBIRTHS) FROM IMPORTANT CAUSES, BY MONTHS, IN EACH REGISTRATION STATE: 1928—Continued

[Numbers after causes of death correspond to those of the 1920 revision of the detailed International List]

AREA AND CAUSE OF DEATH	All deaths	Jan.	Feb.	Mar.	Apr.	May	June	July	Aug.	Sept.	Oct.	Nov.	Dec.
IOWA, all causes.....	25,315	2,306	2,076	2,428	2,307	2,259	1,826	1,851	1,861	1,899	1,902	1,843	2,757
Typhoid and paratyphoid fever (1).....	54	3	6	6	4	1	1	5	7	9	3	5	4
Malaria (5).....	3	—	—	—	—	—	1	—	—	1	1	—	—
Smallpox (6).....	4	2	—	1	—	—	—	—	—	—	—	—	—
Measles (7).....	14	2	4	3	1	1	1	2	—	—	—	—	—
Scarlet fever (8).....	55	4	6	8	8	1	5	1	—	2	2	6	12
Whooping cough (9).....	84	5	2	8	8	9	10	6	12	3	5	5	11
Diphtheria (10).....	67	14	7	5	2	2	3	4	—	3	9	9	9
Influenza (11).....	1,395	87	86	160	179	140	46	29	22	36	41	31	538
Dysentery (16).....	34	2	1	1	—	—	—	2	5	16	5	—	—
Erysipelas (21).....	65	4	7	10	12	10	5	3	1	2	3	4	4
Lethargic encephalitis (23).....	28	3	3	3	4	4	2	2	2	1	2	1	1
Meningococcus meningitis (24).....	28	4	3	3	2	3	1	2	1	1	2	2	4
Tuberculosis of the respiratory system (31).....	751	63	57	71	69	79	67	53	57	65	38	53	59
Other forms of tuberculosis (32-37).....	119	4	10	12	10	8	9	14	9	12	13	12	6
Diabetes mellitus (57).....	477	36	48	49	46	38	35	21	35	35	40	33	61
Cerebral hemorrhage and softening (74, 83).....	2,494	215	220	246	233	231	193	175	183	197	184	192	225
Other [organic] diseases of the heart (90).....	3,666	364	303	355	320	336	258	253	259	229	284	288	417
Bronchitis (99).....	92	14	3	8	10	7	4	7	6	8	7	5	13
Broncho-pneumonia (100).....	692	78	71	84	86	61	33	20	11	32	41	55	120
Pneumonia (101).....	1,022	162	104	126	112	90	47	30	27	30	62	64	168
Diarrhea and enteritis [under 2 years] (113).....	177	8	12	14	10	9	4	12	26	43	27	9	3
Diarrhea and enteritis [2 years and over] (114).....	123	5	7	4	5	4	1	10	25	39	10	12	1
Nephritis (128, 129).....	1,636	162	138	159	154	129	139	135	112	109	137	124	138
Puerperal septicemia (146).....	78	7	7	12	11	11	5	3	2	5	7	4	4
Other puerperal causes (143-145, 147-150).....	132	9	10	12	15	18	9	6	13	11	12	5	12
Suicide (165-174).....	397	29	25	43	47	44	29	33	34	29	34	25	25
Automobile accidents (188c).....	329	26	19	25	22	17	25	28	48	32	30	34	23
Automobile—railroad-train collision (part of 188a).....	47	4	2	5	2	3	4	2	8	9	5	1	2
Automobile—street-car collision (part of 188b).....	7	—	—	1	1	—	—	—	2	1	1	—	—
Other external causes (175-187, part of 188a, b, 188d-203).....	1,231	94	84	114	71	130	99	143	134	116	104	77	65
All other causes.....	10,034	896	831	880	861	873	790	849	820	823	793	786	832
KANSAS, all causes.....	20,946	1,842	1,730	2,150	1,861	1,663	1,420	1,465	1,522	1,482	1,531	1,596	2,684
Typhoid and paratyphoid fever (1).....	45	1	1	—	1	—	6	7	10	9	6	3	1
Malaria (5).....	13	1	—	1	1	—	—	1	4	2	2	—	—
Smallpox (6).....	4	—	—	—	—	2	—	—	—	1	—	—	—
Measles (7).....	18	1	—	4	—	4	5	2	1	—	—	—	—
Scarlet fever (8).....	47	6	5	5	1	9	1	1	2	1	3	9	4
Whooping cough (9).....	91	8	3	15	13	10	6	7	9	5	8	4	4
Diphtheria (10).....	63	4	2	6	4	4	4	1	3	4	13	8	10
Influenza (11).....	1,472	88	121	227	158	104	32	20	20	18	37	41	606
Dysentery (16).....	46	—	1	—	2	6	2	6	11	8	8	1	1
Erysipelas (21).....	46	6	7	8	3	3	2	2	2	3	2	3	5
Lethargic encephalitis (23).....	24	2	1	1	2	3	3	2	1	1	2	1	5
Meningococcus meningitis (24).....	25	4	1	2	4	6	—	—	1	3	—	2	3
Tuberculosis of the respiratory system (31).....	644	46	64	63	68	58	54	49	54	41	47	49	51
Other forms of tuberculosis (32-37).....	99	5	17	9	7	10	5	10	8	6	10	7	5
Diabetes mellitus (57).....	376	44	24	45	35	25	33	29	18	26	17	24	56
Cerebral hemorrhage and softening (74, 83).....	2,102	191	149	220	196	176	132	144	130	152	162	196	254
Other [organic] diseases of the heart (90).....	2,972	274	255	310	285	239	211	198	195	212	215	245	333
Bronchitis (99).....	113	20	17	13	7	14	4	3	3	4	5	9	14
Broncho-pneumonia (100).....	569	87	59	78	63	35	29	15	6	15	27	34	121
Pneumonia (101).....	685	98	86	115	77	50	23	19	11	20	21	40	125
Diarrhea and enteritis [under 2 years] (113).....	309	13	7	12	14	8	19	37	86	64	28	9	12
Diarrhea and enteritis [2 years and over] (114).....	121	5	5	1	4	6	7	16	22	32	12	7	4
Nephritis (128, 129).....	1,632	129	139	166	151	135	117	112	113	112	144	137	177
Puerperal septicemia (146).....	103	7	8	18	10	10	9	12	3	5	7	8	6
Other puerperal causes (143-145, 147-150).....	158	9	24	14	12	16	14	8	12	12	9	9	19
Suicide (165-174).....	243	25	19	24	19	15	23	21	23	20	21	15	18
Automobile accidents (188c).....	304	18	13	18	16	27	20	28	31	39	28	41	25
Automobile—railroad-train collision (part of 188a).....	57	3	6	1	3	3	8	2	—	7	6	15	5
Automobile—street-car collision (part of 188b).....	3	—	—	1	—	—	1	—	1	—	—	—	—
Other external causes (175-187, part of 188a, b, 188d-203).....	1,061	80	78	78	78	93	86	120	105	81	76	87	99
All other causes.....	7,501	667	619	695	627	592	565	593	637	579	618	588	721
KENTUCKY (WHITE), all causes.....	25,653	2,222	2,128	2,465	2,349	2,179	1,774	1,983	2,028	2,072	1,979	1,963	2,511
Typhoid and paratyphoid fever (1).....	364	20	14	16	18	18	17	22	55	60	48	45	31
Malaria (5).....	44	2	1	6	1	3	2	8	7	8	3	3	—
Smallpox (6).....	6	1	—	1	2	—	—	—	1	—	—	1	—
Measles (7).....	216	20	30	49	45	31	12	9	2	4	9	2	3
Scarlet fever (8).....	53	6	2	7	3	4	3	2	1	6	11	4	4
Whooping cough (9).....	151	18	7	12	19	12	10	12	11	17	7	8	18
Diphtheria (10).....	253	14	14	12	13	9	3	—	5	35	63	49	51
Influenza (11).....	1,260	123	103	168	186	158	43	17	15	21	28	63	335
Dysentery (16).....	187	3	9	2	7	3	7	34	53	43	12	6	3
Erysipelas (21).....	46	4	3	6	5	4	6	1	3	5	1	4	4
Lethargic encephalitis (23).....	20	1	1	2	4	1	—	6	1	—	1	—	3
Meningococcus meningitis (24).....	31	5	1	2	1	2	1	2	6	2	1	4	4
Tuberculosis of the respiratory system (31).....	1,915	166	170	183	209	184	151	134	144	145	123	146	160
Other forms of tuberculosis (32-37).....	319	21	31	23	30	22	27	33	28	29	24	26	25
Diabetes mellitus (57).....	281	23	19	24	28	31	19	25	22	19	21	24	26
Cerebral hemorrhage and softening (74, 83).....	1,642	155	143	160	161	137	132	130	133	125	115	118	133
Other [organic] diseases of the heart (90).....	2,862	210	222	288	282	294	237	210	205	206	200	225	283
Bronchitis (99).....	111	17	9	8	7	7	3	1	7	7	6	14	15
Broncho-pneumonia (100).....	815	105	105	125	77	68	32	33	27	37	55	80	81
Pneumonia (101).....	1,256	181	151	182	156	132	53	23	39	36	74	83	146
Diarrhea and enteritis [under 2 years] (113).....	883	23	21	17	22	18	37	166	210	193	105	40	31
Diarrhea and enteritis [2 years and over] (114).....	247	11	7	15	7	6	21	33	55	81	39	11	11
Nephritis (128, 129).....	1,956	162	176	181	169	163	145	174	132	166	162	141	185
Puerperal septicemia (146).....	112	8	8	9	15	11	12	4	9	6	10	10	10
Other puerperal causes (143-145, 147-150).....	197	15	22	23	21	19	14	13	18	17	10	4	21
Suicide (165-174).....	241	12	24	17	21	28	23	21	13	22	20	22	18
Automobile accidents (188c).....	303	13	9	21	14	29	19	34	33	36	28	33	34
Automobile—railroad-train collision (part of 188a).....	14	—	1	4	—	2	2	1	1	2	1	—	—
Automobile—street-car collision (part of 188b).....	12	—	—	1	1	—	4	—	1	3	—	—	—
Other external causes (175-187, part of 188a, b, 188d-203).....	1,595	130	120	126	110	141	145	145	125	124	135	142	152
All other causes.....	8,256	753	696	774	714	642	590	688	672	672	677	655	723

1 Excludes collision with railroad trains and street cars.

CAUSES OF DEATH, BY MONTH OF OCCURRENCE

351

TABLE 10.—DEATHS (EXCLUSIVE OF STILLBIRTHS) FROM IMPORTANT CAUSES, BY MONTHS, IN EACH REGISTRATION STATE: 1928—Continued

[Numbers after causes of death correspond to those of the 1920 revision of the *Revised International List*]

AREA AND CAUSE OF DEATH	All deaths	Jan.	Feb.	Mar.	Apr.	May	June	July	Aug.	Sept.	Oct.	Nov.	Dec.
KENTUCKY (COLORED), all causes	4,737	470	358	420	443	432	368	392	356	369	374	350	405
Typhoid and paratyphoid fever (1)	41	3	2	1	1	1	2	4	9	6	7	3	2
Malaria (5)	12	1			1	1			3	1	3	1	1
Smallpox (6)													
Measles (7)	14		2	2	1	3	1	1		1	2		1
Scarlet fever (8)	5											1	1
Whooping cough (9)	8			2			1	1			2		2
Diphtheria (10)	9	1	2		1	1				2			2
Influenza (11)	198	25	21	28	18	32	12	7	2	7	6	5	35
Dysentery (16)	15					1		6	3	3	1		
Erysipelas (21)	3	2		1	1								
Lethargic encephalitis (23)	2						1						1
Meningococcus meningitis (24)	2												
Tuberculosis of the respiratory system (31)	467	43	35	38	47	50	52	45	30	40	35	27	25
Other forms of tuberculosis (32-37)	63	4	2	8	9	2	5	6	6	4	12	2	3
Diabetes mellitus (57)	41	6	10	2	2	3	1	6	2	3	3	1	2
Cerebral hemorrhage and softening (74, 83)	285	26	22	22	33	27	20	17	19	24	19	23	33
Other [organic] diseases of the heart (90)	691	61	53	61	69	50	58	55	57	53	59	57	58
Bronchitis (99)	50	7	7	6	8	3	1	3	1	3	2	7	2
Broncho-pneumonia (100)	154	21	13	24	15	18	8	5	7	9	12	10	12
Pneumonia (101)	284	46	31	32	33	30	20	13	8	10	11	12	38
Diarrhea and enteritis [under 2 years] (113)	93	4	3	4	4	3	10	20	16	20	4		
Diarrhea and enteritis [2 years and over] (114)	32	3	1	2			1	6	4	4	4	5	
Nephritis (128, 129)	507	45	32	35	57	44	45	48	48	40	42	30	41
Puerperal septicemia (146)	24	2	1	4	1	3	1	2	2	2	2	4	2
Other puerperal causes (143-145, 147-150)	22	2	1	2	2	2	2	2	2	1	4	1	1
Suicide (165-174)	16	1	2	1	1	1	1	2	2	1	2	1	2
Automobile accidents ¹ (188c)	39	1	2	4	2	1	4	4	3	4	2	6	6
Automobile—railroad-train collision (part of 188a)													
Automobile—street-car collision (part of 188b)													
Other external causes (175-187, part of 188a, b, 188d-203)	364	37	25	29	34	27	26	36	20	31	29	37	33
All other causes	1,296	129	91	112	101	129	94	103	114	100	109	112	102
LOUISIANA (WHITE), all causes	12,843	1,356	1,137	1,202	1,030	1,039	900	965	989	926	965	1,018	1,316
Typhoid and paratyphoid fever (1)	119	5	9	6	5	10	11	17	12	18	16	8	2
Malaria (5)	125	3	3	2	3	4	5	15	24	20	23	11	7
Smallpox (6)	1							1					
Measles (7)	122	11	21	28	24	18	12	4	1			1	2
Scarlet fever (8)	10			2			1					5	1
Whooping cough (9)	80	9	8	8	7	7	4	7	6	3	9	5	7
Diphtheria (10)	101	11	11	9	8	3	2	6	4	14	17	16	16
Influenza (11)	708	136	99	112	56	33	20	11	24	19	12	36	150
Dysentery (16)	57	3	2	4	3	5	9	7	5	6	6	7	1
Erysipelas (21)	21	2	2	1	1	1	4	2	1	2	1	1	1
Lethargic encephalitis (23)	16	4	2	1	1	2	1	1	1				3
Meningococcus meningitis (24)	16	4	2	1	1	2	1						
Tuberculosis of the respiratory system (31)	630	85	54	67	60	62	44	42	48	37	38	43	50
Other forms of tuberculosis (32-37)	46	2	3	4	8	4	4	3	6	3	1	4	4
Diabetes mellitus (57)	173	19	11	20	16	11	12	5	20	9	20	15	15
Cerebral hemorrhage and softening (74, 83)	734	69	68	69	67	54	55	58	56	42	49	61	86
Other [organic] diseases of the heart (90)	1,704	195	134	161	137	148	118	115	123	117	119	139	193
Bronchitis (99)	51	6	5	8	1	2	2	2	3	5	7	7	3
Broncho-pneumonia (100)	380	53	59	42	21	24	21	9	21	14	21	39	56
Pneumonia (101)	548	108	61	70	53	34	20	15	19	19	23	40	86
Diarrhea and enteritis [under 2 years] (113)	271	31	15	8	23	27	37	36	18	26	19	21	10
Diarrhea and enteritis [2 years and over] (114)	81	3	2	5	3	3	11	10	12	15	6	5	6
Nephritis (128, 129)	1,196	113	113	115	104	103	88	84	85	73	103	104	111
Puerperal septicemia (146)	91	7	7	8	4	6	8	8	7	7	10	11	8
Other puerperal causes (143-145, 147-150)	140	13	11	13	8	9	15	12	7	10	14	14	14
Suicide (165-174)	139	13	14	13	9	15	12	17	10	10	9	7	10
Automobile accidents ¹ (188c)	244	19	18	15	15	23	18	20	21	19	23	11	39
Automobile—railroad-train collision (part of 188a)	16		2	1			2				2	1	8
Automobile—street-car collision (part of 188b)													
Other external causes (175-187, part of 188a, b, 188d-203)	695	77	58	49	51	68	48	69	52	56	48	59	60
All other causes	4,329	358	338	355	341	361	315	395	402	391	366	345	362
LOUISIANA (COLORED), all causes	12,144	1,072	1,007	1,072	1,021	1,033	997	1,034	991	905	915	976	1,121
Typhoid and paratyphoid fever (1)	142	10	6	5	6	9	16	23	19	21	8	11	8
Malaria (5)	122	4	3		3	5	12	14	32	22	14	12	1
Smallpox (6)	2	1					1						
Measles (7)	72	4	13	23	14	10	1	3	3				1
Scarlet fever (8)	1				1								
Whooping cough (9)	106	12	6	9	9	14	20	13	4	7	3	3	6
Diphtheria (10)	40	3	3	4	2	1	1			3	5	11	7
Influenza (11)	596	80	96	101	51	32	22	19	20	15	20	27	113
Dysentery (16)	57	1	2	1	4	9	9	7	6	4	6	5	3
Erysipelas (21)	4		1							1	1		
Lethargic encephalitis (23)	4	1		1		1							1
Meningococcus meningitis (24)	8	2						1				1	3
Tuberculosis of the respiratory system (31)	1,052	91	88	103	99	106	103	94	99	71	49	72	77
Other forms of tuberculosis (32-37)	73	7	4	7	10	12	6	2	4	7	3	7	4
Diabetes mellitus (57)	67	9	9	11	8	6	1	5	3	1	5	3	6
Cerebral hemorrhage and softening (74, 83)	644	57	36	55	61	46	59	68	47	53	44	65	53
Other [organic] diseases of the heart (90)	1,604	131	110	134	143	133	120	125	141	128	131	136	172
Bronchitis (99)	41	6	6	1	2	8	5	3	1	2	2	2	3
Broncho-pneumonia (100)	378	45	40	48	35	39	19	21	24	13	25	36	33
Pneumonia (101)	625	94	83	92	55	53	13	21	26	23	33	37	95
Diarrhea and enteritis [under 2 years] (113)	259	18	13	7	16	25	49	37	26	15	21	21	11
Diarrhea and enteritis [2 years and over] (114)	76	8	3	4	3	3	17	6	6	6	6	6	8
Nephritis (128, 129)	1,036	85	84	86	88	103	70	79	78	77	85	94	107
Puerperal septicemia (146)	98	7	7	7	14	11	6	12	9	4	10	6	5
Other puerperal causes (143-145, 147-150)	150	6	14	16	8	14	18	14	9	9	22	7	13
Suicide (165-174)	16	1	3	2	2		8	2	1	1	1	2	1
Automobile accidents ¹ (188c)	104	11	9	3	11	6	8	8	4	6	9	13	16
Automobile—railroad-train collision (part of 188a)	2						2						
Automobile—street-car collision (part of 188b)													
Other external causes (175-187, part of 188a, b, 188d-203)	780	60	50	67	64	53	70	72	61	68	72	61	82
All other causes	3,985	318	318	285	312	332	349	385	368	348	340	338	292

¹ Excludes collision with railroad trains and street cars.

MORTALITY STATISTICS

TABLE 10.—DEATHS (EXCLUSIVE OF STILLBIRTHS) FROM IMPORTANT CAUSES, BY MONTHS, IN EACH REGISTRATION STATE: 1928—Continued

(Numbers after causes of death correspond to those of the 1920 revision of the detailed International List)

AREA AND CAUSE OF DEATH	All deaths	Jan.	Feb.	Mar.	Apr.	May	June	July	Aug.	Sept.	Oct.	Nov.	Dec.
MAINE, all causes.....	11,005	963	945	993	930	1,024	902	859	808	836	864	879	1,002
Typhoid and paratyphoid fever (1).....	36	1	1	1	2	6	2	7	1	5	4	4	3
Malaria (5).....	3		1		1		1						
Smallpox (6).....	38	2	2	1	1	1	2	3	4	1	4	7	10
Measles (7).....	17	2	4	1	1	1	1	1	1	1		3	2
Scarlet fever (8).....	54	10	6	2	4	8		5	1	5	3	6	4
Whooping cough (9).....	25		2	5		1	4			2	6	4	1
Diphtheria (10).....	278	28	24	28	25	25	30	18	5	12	15	25	43
Influenza (11).....	2					1					1		
Dysentery (16).....	29	2	1	6	6	5	3	1				3	2
Erysipelas (21).....	13	1			1	1	2	1	2		2		3
Lethargic encephalitis (23).....	7			2		1					2	1	1
Meningococcus meningitis (24).....	387	26	40	43	41	45	33	20	23	30	33	23	30
Tuberculosis of the respiratory system (31).....	92	9	14	4	6	9	5	10	7	4	6	9	9
Other forms of tuberculosis (32-37).....	197	25	18	21	14	18	12	12	16	14	15	18	14
Diabetes mellitus (57).....	1,134	81	92	103	117	88	112	96	96	76	83	81	109
Cerebral hemorrhage and softening (74, 83).....	1,712	158	135	139	148	155	135	142	128	138	124	143	167
Other [organic] diseases of the heart (90).....	92	11	6	7	7	4	8	6	7	4	6	11	15
Bronchitis (99).....	320	37	31	31	30	43	23	11	12	11	24	33	34
Broncho-pneumonia (100).....	365	43	40	36	35	38	25	5	7	14	30	35	57
Pneumonia (101).....	119	4	8	5	7	10	12	9	10	26	19	6	3
Diarrhea and enteritis [under 2 years] (113).....	36	4	3	3		3	1	4	3	4	5	3	3
Diarrhea and enteritis [2 years and over] (114).....	877	80	73	84	74	96	69	64	62	65	81	61	68
Nephritis (128, 129).....	26	1	3	4	3	2		3	2	1		3	4
Puerperal septicemia (146).....	96	6	9	11	6	8	9	11	7	5	9	6	9
Other puerperal causes (143-145, 147-150).....	88	6	8	6	7	6	12	11	10	4	10	5	3
Suicide (165-174).....	115	5	10	2	7	8	7	11	11	15	15	11	13
Automobile accidents ¹ (188c).....	12	1					4	1		4	1		
Automobile—railroad-train collision (part of 188a).....													
Automobile—street-car collision (part of 188b).....	523	33	47	24	43	50	48	67	47	51	33	34	46
Other external causes (175-187, part of 188a, b, 188d-203).....	1											1	
All other causes.....	4,311	387	368	424	344	391	342	340	347	344	333	342	349
MARYLAND (WHITE), all causes.....	16,417	1,551	1,366	1,667	1,505	1,409	1,111	1,191	1,252	1,273	1,236	1,265	1,591
Typhoid and paratyphoid fever (1).....	52	3	3	1	2	6	4	2	12	10	4	4	1
Malaria (5).....	1							1					
Smallpox (6).....	91	4	13	20	29	14	5	1				3	1
Measles (7).....	11	2		2		2	1		1	1	1	1	
Scarlet fever (8).....	65	2	2	7	2	3	6	3	17	11	4	4	4
Whooping cough (9).....	92	8	11	9	9	11	8	5	4	5	5	9	8
Diphtheria (10).....	259	26	28	30	31	19	10	4	4	1	11	14	81
Influenza (11).....	39	2		1	2	2	1	8	14	3	5	1	
Dysentery (16).....	26	3	5	5	4	5		1			2	1	
Erysipelas (21).....	27	4	1		5	3	2	1	2		1	5	3
Lethargic encephalitis (23).....	8			1	1				2		2		1
Meningococcus meningitis (24).....	897	81	61	106	71	87	66	65	77	71	79	56	77
Tuberculosis of the respiratory system (31).....	107	9	11	12	10	7	9	6	9	7	10	8	9
Other forms of tuberculosis (32-37).....	325	30	25	30	23	29	21	22	26	28	25	27	39
Diabetes mellitus (57).....	1,341	134	114	133	131	118	107	87	86	97	92	125	117
Cerebral hemorrhage and softening (74, 83).....	2,676	262	220	286	240	241	172	200	182	188	203	202	280
Other [organic] diseases of the heart (90).....	74	6	10	10	9	8	1	1	1	4	9	4	11
Bronchitis (99).....	723	99	85	96	90	61	34	26	25	33	37	51	86
Broncho-pneumonia (100).....	654	108	68	113	74	59	26	10	15	12	29	45	95
Pneumonia (101).....	294	11	2	5	11	13	7	40	73	72	38	14	8
Diarrhea and enteritis [under 2 years] (113).....	64	4	2	3	5	3	4	5	7	16	5	5	5
Diarrhea and enteritis [2 years and over] (114).....	1,788	169	165	193	174	149	136	118	118	140	126	121	179
Nephritis (128, 129).....	48	7	5	6	2	3	4	3	8	4	2	2	2
Puerperal septicemia (146).....	93	12	11	7	9	3	5	6	9	8	5	9	9
Other puerperal causes (143-145, 147-150).....	209	21	19	21	16	19	12	13	20	15	14	22	17
Suicide (165-174).....	286	20	18	17	20	23	14	29	25	28	38	21	33
Automobile accidents ¹ (188c).....	23		1	1	2		2	1		1	7	4	4
Automobile—railroad-train collision (part of 188a).....	4						1	3					
Automobile—street-car collision (part of 188b).....	752	56	60	56	61	54	52	99	82	58	59	55	60
Other external causes (175-187, part of 188a, b, 188d-203).....	5,388	468	426	496	472	467	401	431	432	459	423	452	461
All other causes.....													
MARYLAND (COLORED), all causes.....	5,297	432	508	521	428	470	409	388	430	412	387	434	478
Typhoid and paratyphoid fever (1).....	35	3	1	2	3	1	4	3	3	7	6	1	1
Malaria (5).....	1												
Smallpox (6).....	18	3	1	4	4	1	3	1				1	
Measles (7).....	1												
Scarlet fever (8).....	61	4	3	8	4	8	6	7	6	6	2	3	4
Whooping cough (9).....	14	1	1	2	1	3	2					2	2
Diphtheria (10).....	76	7	12	13	6	7		2		2	5	6	15
Influenza (11).....	20	1		1			2	7	4	2	1	1	1
Dysentery (16).....	5	1		1			2						
Erysipelas (21).....	1												
Lethargic encephalitis (23).....	2								1				
Meningococcus meningitis (24).....	627	47	59	57	56	61	50	55	50	39	47	56	50
Tuberculosis of the respiratory system (31).....	72	6	7	7	7	12	5	5	7	3	3	3	7
Other forms of tuberculosis (32-37).....	45	3	6	3	2	2	6	6	3	1	2	3	8
Diabetes mellitus (57).....	299	29	29	30	28	28	19	22	14	32	22	19	19
Cerebral hemorrhage and softening (74, 83).....	670	48	72	62	54	75	58	39	49	54	42	64	53
Other [organic] diseases of the heart (90).....	39	1	1	5	7	6	2	2	2	4	5	2	4
Bronchitis (99).....	313	32	45	39	24	33	21	15	9	18	16	23	38
Broncho-pneumonia (100).....	357	32	50	59	42	27	15	3	13	21	20	29	46
Pneumonia (101).....	143	6	2	3	3	4	6	23	39	33	14	8	2
Diarrhea and enteritis [under 2 years] (113).....	33	3	2	2		1	3	5	7	6	1	1	2
Diarrhea and enteritis [2 years and over] (114).....	527	55	43	47	41	49	46	31	43	53	29	39	51
Nephritis (128, 129).....	22	2	2	3	1	2	2	3	2	1	1	2	1
Puerperal septicemia (146).....	44	4	3	5	5	5	1	5	7	3	1	3	2
Other puerperal causes (143-145, 147-150).....	15	1	1	3	2	3			1	2			2
Suicide (165-174).....	57	2	3	1	5	6	4	7	6	3	7	6	7
Automobile accidents ¹ (188c).....	1												1
Automobile—railroad-train collision (part of 188a).....													
Automobile—street-car collision (part of 188b).....	278	18	23	24	22	16	14	32	31	25	23	24	26
Other external causes (175-187, part of 188a, b, 188d-203).....	1,520	123	142	140	111	119	129	117	125	115	130	134	135
All other causes.....													

¹ Excludes collision with railroad trains and street cars.

CAUSES OF DEATH, BY MONTH OF OCCURRENCE

353

TABLE 10.—DEATHS (EXCLUSIVE OF STILLBIRTHS) FROM IMPORTANT CAUSES, BY MONTHS, IN EACH REGISTRATION STATE: 1928—Continued

[Numbers after causes of death correspond to those of the 1920 revision of the detailed International List].

AREA AND CAUSE OF DEATH	All deaths	Jan.	Feb.	Mar.	Apr.	May	June	July	Aug.	Sept.	Oct.	Nov.	Dec.
MASSACHUSETTS, all causes	51,034	4,483	4,455	4,781	4,763	5,153	4,075	3,636	3,609	3,419	4,063	4,113	4,484
Typhoid and paratyphoid fever (1)	35	4	2		3	1	2	5	3	3	4	4	4
Malaria (5)	6			2					3				1
Smallpox (6)													
Measles (7)	278	20	40	46	54	43	25	8	1	1	5	8	27
Scarlet fever (8)	92	12	11	12	12	8	8	3	5		4	6	11
Whooping cough (9)	209	26	24	26	20	28	16	13	11	8	23	5	9
Diphtheria (10)	251	27	39	16	27	29	12	9	8	17	22	17	28
Influenza (11)	590	44	46	59	76	149	60	20	8	14	17	31	66
Dysentery (16)	23					1	2	1	3	9	3	1	2
Erysipelas (21)	117	8	16	17	13	14	8	15	5	3	4	6	8
Lethargic encephalitis (23)	57	1	7	4	4	9	7	3	2	6	4	3	7
Meningococcus meningitis (24)	46	4	5	4	3	7	4	6			4	6	
Tuberculosis of the respiratory system (31)	2,695	239	218	255	218	290	235	221	206	211	199	202	201
Other forms of tuberculosis (32-37)	414	27	42	34	41	43	37	30	35	20	36	32	37
Diabetes mellitus (57)	926	74	86	93	94	78	69	61	73	67	72	74	85
Cerebral hemorrhage and softening (74, 83)	4,242	382	392	399	371	405	319	305	307	262	351	347	402
Other [organic] diseases of the heart (90)	9,789	885	884	952	885	981	767	651	670	632	786	834	861
Bronchitis (99)	248	27	19	15	25	41	15	9	10	15	22	18	32
Broncho-pneumonia (100)	2,364	207	236	286	332	335	175	86	69	90	144	163	241
Pneumonia (101)	2,098	250	251	278	271	290	130	54	36	59	129	120	230
Diarrhea and enteritis [under 2 years] (113)	565	29	27	32	47	55	33	59	52	88	56	40	42
Diarrhea and enteritis [2 years and over] (114)	118	3	5	7	12	9	4	19	22	12	5	12	8
Nephritis (128, 129)	3,526	323	318	344	339	346	262	224	251	246	304	288	281
Puerperal septicemia (146)	160	18	13	20	13	16	11	18	8	11	6	11	15
Other puerperal causes (143-145, 147-150)	347	41	22	40	33	40	25	24	38	15	24	27	18
Suicide (165-174)	542	36	34	45	51	48	36	52	47	41	46	62	44
Automobile accidents (188c)	724	53	40	35	55	46	65	62	71	73	80	79	65
Automobile-railroad-train collision (part of 188a)	17			1		6		2					1
Automobile-street-car collision (part of 188b)	3						1						1
Other external causes (175-187, part of 188a, b, 188d-203)	2,136	172	150	154	157	177	173	245	188	150	185	213	172
All other causes	18,416	1,571	1,527	1,605	1,607	1,658	1,569	1,431	1,473	1,362	1,528	1,502	1,583
MICHIGAN, all causes	54,794	4,413	4,429	4,997	5,088	5,324	4,212	3,907	3,851	3,976	4,158	4,321	6,118
Typhoid and paratyphoid fever (1)	79	8	4	6	4	6	5	10	5	9	12	5	5
Malaria (5)	1							1					
Smallpox (6)	2												
Measles (7)	321	25	23	55	85	60	39	15	4	2	5	4	4
Scarlet fever (8)	187	21	25	25	27	20	14	8	6	2	5	10	24
Whooping cough (9)	231	14	17	13	20	38	18	6	20	19	11	14	41
Diphtheria (10)	387	35	30	34	26	45	21	25	26	27	32	37	49
Influenza (11)	1,642	89	71	117	163	294	107	34	20	41	43	64	599
Dysentery (16)	29	1	2	2	2	1			6	9	6	1	12
Erysipelas (21)	128	9	21	23	21	13	10	3	2	5	3	6	4
Lethargic encephalitis (23)	69	5	7	7	3	5	11	7	7	7	5	3	4
Meningococcus meningitis (24)	189	6	13	14	26	11	20	15	13	13	19	15	24
Tuberculosis of the respiratory system (31)	2,654	227	213	241	223	276	244	209	221	182	185	211	222
Other forms of tuberculosis (32-37)	484	42	34	52	45	47	43	37	37	32	40	37	35
Diabetes mellitus (57)	881	85	75	88	61	47	63	63	60	73	71	68	97
Cerebral hemorrhage and softening (74, 83)	4,534	377	376	416	422	426	367	330	315	346	361	352	446
Other [organic] diseases of the heart (90)	8,797	756	681	764	804	805	708	642	589	623	712	703	1,010
Bronchitis (99)	382	35	40	28	35	40	24	24	18	15	32	27	60
Broncho-pneumonia (100)	1,830	144	171	223	257	204	114	60	42	66	90	131	328
Pneumonia (101)	2,658	241	246	313	370	340	146	85	66	81	154	207	409
Diarrhea and enteritis [under 2 years] (113)	786	51	49	61	52	47	32	56	94	146	96	58	44
Diarrhea and enteritis [2 years and over] (114)	194	10	9	15	11	11	5	20	32	33	20	18	10
Nephritis (128, 129)	3,151	276	282	284	280	303	254	211	241	211	245	272	292
Puerperal septicemia (146)	261	25	24	31	37	26	15	18	14	15	17	20	20
Other puerperal causes (143-145, 147-150)	387	32	37	34	51	42	24	31	36	18	23	25	34
Suicide (165-174)	660	47	50	58	63	63	62	56	56	51	59	44	51
Automobile accidents (188c)	1,247	51	68	56	68	96	103	126	149	122	129	150	129
Automobile-railroad-train collision (part of 188a)	122	12	11	3	8	21	1	13	5	11	8	17	4
Automobile-street-car collision (part of 188b)	49	2	1	2	4	2	3	4	3	10	3	11	4
Other external causes (175-187, part of 188a, b, 188d-203)	2,784	175	184	217	192	228	233	310	313	223	223	240	246
All other causes	19,668	1,612	1,667	1,807	1,744	1,779	1,494	1,503	1,439	1,590	1,548	1,583	1,902
MINNESOTA, all causes	25,977	2,192	2,070	2,268	2,378	2,503	1,897	1,912	1,912	1,870	2,038	2,032	2,905
Typhoid and paratyphoid fever (1)	12	1	1	1	1		1		2	2	2		1
Malaria (5)	1												
Smallpox (6)													
Measles (7)	13				3	3	1	1			1		4
Scarlet fever (8)	60	5	8	7	11	7	2	4	2	1	6	3	4
Whooping cough (9)	83	2	4	3	8	5	8	6	13	3	7	9	15
Diphtheria (10)	74	6	7	6	7	7	3	5	3	5	6	7	12
Influenza (11)	1,180	45	50	65	141	243	55	34	17	18	37	36	359
Dysentery (16)	11	2			1		1		1		2	3	1
Erysipelas (21)	72	7	8	7	6	14	7	6	1		3	6	7
Lethargic encephalitis (23)	69	4	1	8	4	11	11	3	5	9	4	3	6
Meningococcus meningitis (24)	53	3	4	3	5	8	2	7	2	3	3	3	10
Tuberculosis of the respiratory system (31)	1,207	100	119	116	106	124	91	85	112	98	74	87	95
Other forms of tuberculosis (32-37)	239	17	23	26	20	23	19	17	23	16	11	22	22
Diabetes mellitus (57)	526	47	41	57	48	59	34	32	31	28	33	51	65
Cerebral hemorrhage and softening (74, 83)	2,006	191	150	178	193	195	148	139	153	145	168	158	188
Other [organic] diseases of the heart (90)	3,908	324	321	320	362	345	285	264	276	263	310	330	508
Bronchitis (99)	141	15	18	16	22	9	5	7	5	12	10	8	14
Broncho-pneumonia (100)	853	77	79	83	85	81	56	37	31	40	58	80	146
Pneumonia (101)	1,102	115	98	116	143	106	59	40	32	40	75	88	185
Diarrhea and enteritis [under 2 years] (113)	198	19	17	30	15	13	11	12	13	21	20	13	14
Diarrhea and enteritis [2 years and over] (114)	97	5	8	6	13	9	3	6	9	19	9	7	3
Nephritis (128, 129)	1,430	144	124	121	133	125	84	99	104	113	114	124	145
Puerperal septicemia (146)	103	11	15	16	12	8	7	9	7	4	6	3	5
Other puerperal causes (143-145, 147-150)	177	11	13	19	22	21	16	12	13	11	10	8	21
Suicide (165-174)	363	26	30	28	24	51	23	37	33	33	32	31	15
Automobile accidents (188c)	435	19	15	12	21	37	35	40	48	49	51	55	53
Automobile-railroad-train collision (part of 188a)	58	1	2	4	3	5	5	3	6	12	6	4	7
Automobile-street-car collision (part of 188b)	13	2	5				3		1	2			
Other external causes (175-187, part of 188a, b, 188d-203)	1,321	90	102	91	82	131	115	152	139	102	113	115	89
All other causes	10,252	903	807	929	882	863	807	855	830	820	867	778	911

1 Excludes collision with railroad trains and street cars.

MORTALITY STATISTICS

TABLE 10.—DEATHS (EXCLUSIVE OF STILLBIRTHS) FROM IMPORTANT CAUSES, BY MONTHS, IN EACH REGISTRATION STATE: 1928—Continued

[Numbers after causes of death correspond to those of the 1920 revision of the detailed International List]

AREA AND CAUSE OF DEATH	All deaths	Jan.	Feb.	Mar.	Apr.	May	June	July	Aug.	Sept.	Oct.	Nov.	Dec.
MISSISSIPPI (WHITE), all causes.....	10,253	1,011	885	901	846	787	753	860	794	716	705	782	1,213
Typhoid and paratyphoid fever (1).....	82	3	3	3	1	3	8	16	13	10	6	7	9
Malaria (5).....	190	2	5	7	6	6	11	24	53	41	25	8	2
Smallpox (6).....	170	19	40	33	32	23	11	2	2	1	2	5	5
Measles (7).....	12	3	1	2	2	2	1	2	4	3	1	1	1
Scarlet fever (8).....	56	4	4	7	7	7	6	6	4	2	3	2	4
Whooping cough (9).....	112	16	8	3	8	3	1	5	3	9	16	20	20
Diphtheria (10).....	821	101	96	86	63	32	12	9	12	8	5	38	359
Influenza (11).....	65	2	3	2	1	5	11	22	7	1	7	4	1
Dysentery (16).....	31	6	5	1	3	3	1	2	1	1	2	2	6
Erysipelas (21).....	6	2	2	1	1	1	1	1	1	1	1	1	1
Lethargic encephalitis (23).....	11	3	2	2	1	1	1	1	1	1	1	1	1
Meningococcus meningitis (24).....	384	29	37	32	43	33	28	35	28	16	31	37	37
Tuberculosis of the respiratory system (31).....	39	2	2	3	3	7	5	2	3	5	3	1	1
Other forms of tuberculosis (32-37).....	111	13	6	8	11	6	9	6	12	10	8	6	16
Diabetes mellitus (57).....	612	67	55	50	60	61	37	42	46	41	48	52	53
Cerebral hemorrhage and softening (74, 83).....	991	93	87	99	89	86	66	75	77	73	68	84	94
Other [organic] diseases of the heart (90).....	39	8	4	1	5	1	4	3	2	1	5	3	3
Bronchitis (99).....	222	35	39	27	22	11	9	5	7	9	12	24	22
Broncho-pneumonia (100).....	485	102	63	59	49	37	20	11	12	14	18	33	67
Pneumonia (101).....	258	4	9	5	5	18	62	60	38	23	16	7	9
Diarrhea and enteritis [under 2 years] (113).....	105	4	8	2	5	4	12	32	14	8	6	6	4
Diarrhea and enteritis [2 years and over] (114).....	861	76	79	72	62	67	66	77	68	82	71	71	70
Nephritis (128, 129).....	50	16	5	7	4	6	3	3	6	4	3	4	5
Puerperal septicemia (146).....	129	16	10	14	10	11	9	9	14	8	10	8	10
Other puerperal causes (143-145, 147-150).....	74	10	6	6	9	3	3	4	3	9	8	5	8
Suicide (165-174).....	152	13	6	8	6	8	10	16	16	15	20	18	16
Automobile accidents ¹ (188c).....	24	6	1	2	2	1	5	1	1	1	3	2	2
Automobile-railroad-train collision (part of 188a).....	1	1	1	1	1	1	1	1	1	1	1	1	1
Automobile-street-car collision (part of 188b).....	548	58	33	40	34	43	54	59	37	33	41	44	72
Other external causes (175-187, part of 188a, b, 188d-203).....	3,612	312	269	322	305	300	288	334	306	281	285	293	317
MISSISSIPPI (COLORED), all causes.....	15,633	1,363	1,272	1,389	1,261	1,244	1,296	1,447	1,303	1,117	1,190	1,194	1,557
Typhoid and paratyphoid fever (1).....	164	7	4	5	7	8	13	29	40	17	17	12	5
Malaria (5).....	363	4	3	4	6	11	31	59	86	81	55	21	2
Smallpox (6).....	1	1	1	1	1	1	1	1	1	1	1	1	1
Measles (7).....	117	5	8	25	17	18	19	7	6	1	3	3	5
Scarlet fever (8).....	3	3	3	3	3	3	3	3	3	3	3	3	3
Whooping cough (9).....	126	10	7	12	12	16	16	23	8	4	3	7	8
Diphtheria (10).....	58	7	6	6	5	1	2	1	1	9	8	6	6
Influenza (11).....	834	91	109	113	72	46	22	16	18	12	9	35	291
Dysentery (16).....	107	2	2	2	2	5	28	25	17	7	10	5	2
Erysipelas (21).....	1	1	1	1	1	1	1	1	1	1	1	1	1
Lethargic encephalitis (23).....	5	5	5	5	5	5	5	5	5	5	5	5	5
Meningococcus meningitis (24).....	8	8	8	8	8	8	8	8	8	8	8	8	8
Tuberculosis of the respiratory system (31).....	1,356	102	118	125	145	137	139	88	112	95	84	100	111
Other forms of tuberculosis (32-37).....	106	8	6	9	10	12	10	7	9	9	12	7	7
Diabetes mellitus (57).....	87	8	11	11	11	6	7	8	3	3	4	5	10
Cerebral hemorrhage and softening (74, 83).....	627	57	52	56	50	51	41	51	55	50	51	51	62
Other [organic] diseases of the heart (90).....	1,198	113	87	103	98	101	81	108	116	103	93	93	102
Bronchitis (99).....	15	1	1	1	1	1	1	1	2	1	1	3	2
Broncho-pneumonia (100).....	229	23	42	34	21	13	6	3	7	11	7	21	41
Pneumonia (101).....	842	149	130	113	74	62	20	24	21	26	30	63	130
Diarrhea and enteritis [under 2 years] (113).....	320	14	5	8	20	20	95	62	32	19	27	12	6
Diarrhea and enteritis [2 years and over] (114).....	81	2	2	2	4	6	14	20	10	6	9	5	1
Nephritis (128, 129).....	1,368	117	85	107	129	122	126	123	125	95	133	90	116
Puerperal septicemia (146).....	94	12	8	9	3	9	7	6	8	5	8	7	12
Other puerperal causes (143-145, 147-150).....	182	17	13	19	16	17	18	28	15	9	10	12	8
Suicide (165-174).....	15	3	1	1	1	3	1	1	1	1	1	3	1
Automobile accidents ¹ (188c).....	101	8	6	3	12	7	6	11	9	5	6	11	17
Automobile-railroad-train collision (part of 188a).....	12	2	4	1	1	2	1	1	1	1	1	3	3
Automobile-street-car collision (part of 188b).....	993	89	77	80	79	75	77	89	84	66	70	110	97
Other external causes (175-187, part of 188a, b, 188d-203).....	6,220	513	489	534	463	494	515	658	517	479	538	507	513
MISSOURI, all causes.....	45,268	4,004	3,817	4,674	4,026	3,873	3,204	3,506	3,387	3,111	3,351	3,386	4,929
Typhoid and paratyphoid fever (1).....	247	10	9	4	4	16	5	29	33	50	42	29	16
Malaria (5).....	156	1	3	6	5	6	11	27	26	24	27	13	7
Smallpox (6).....	7	1	1	2	1	1	2	2	1	1	1	1	1
Measles (7).....	126	4	6	26	29	30	9	12	4	1	1	5	5
Scarlet fever (8).....	88	10	9	8	10	9	6	1	2	3	6	14	10
Whooping cough (9).....	238	17	24	29	25	16	24	22	21	10	9	14	27
Diphtheria (10).....	204	25	22	21	11	14	6	5	7	14	20	24	35
Influenza (11).....	2,136	140	176	452	327	181	49	32	23	32	37	75	612
Dysentery (16).....	153	2	6	1	2	3	10	29	40	31	15	11	3
Erysipelas (21).....	86	10	9	10	10	7	3	5	2	3	9	9	9
Lethargic encephalitis (23).....	42	5	1	6	2	3	7	3	3	2	2	3	5
Meningococcus meningitis (24).....	150	8	5	19	13	33	9	13	12	4	8	3	23
Tuberculosis of the respiratory system (31).....	2,630	219	235	284	254	240	220	184	200	183	198	172	241
Other forms of tuberculosis (32-37).....	299	31	14	30	36	22	26	37	27	19	24	14	19
Diabetes mellitus (57).....	698	70	63	66	54	53	56	47	45	37	67	65	75
Cerebral hemorrhage and softening (74, 83).....	3,172	282	277	300	309	297	214	245	248	200	220	242	338
Other [organic] diseases of the heart (90).....	6,508	594	548	665	597	574	491	469	431	458	460	523	698
Bronchitis (99).....	209	28	25	33	22	19	10	6	8	8	17	17	16
Broncho-pneumonia (100).....	1,626	154	171	258	224	127	57	48	66	58	88	100	275
Pneumonia (101).....	2,390	298	281	370	237	190	103	68	76	58	107	199	403
Diarrhea and enteritis [under 2 years] (113).....	669	28	27	20	13	21	50	116	155	108	70	34	27
Diarrhea and enteritis [2 years and over] (114).....	245	13	9	5	5	11	16	36	63	47	18	16	6
Nephritis (128, 129).....	4,754	425	440	461	411	401	362	377	356	328	373	374	446
Puerperal septicemia (146).....	193	23	18	26	13	16	11	17	12	12	20	15	10
Other puerperal causes (143-145, 147-150).....	249	22	22	21	26	20	16	22	23	20	18	22	17
Suicide (165-174).....	586	48	42	48	40	60	49	49	54	44	50	46	56
Automobile accidents ¹ (188c).....	625	41	25	28	31	50	41	68	76	70	62	52	81
Automobile-railroad-train collision (part of 188a).....	43	1	1	6	2	1	3	3	9	6	6	1	8
Automobile-street-car collision (part of 188b).....	27	1	1	2	2	1	3	5	2	3	1	2	6
Other external causes (175-187, part of 188a, b, 188d-203).....	2,346	207	167	171	189	223	174	277	219	189	175	175	180
All other causes.....	14,366	1,287	1,180	1,296	1,124	1,230	1,164	1,254	1,144	1,089	1,201	1,122	1,275

¹ Excludes collision with railroad trains and street cars.

CAUSES OF DEATH, BY MONTH OF OCCURRENCE

355

TABLE 10.—DEATHS (EXCLUSIVE OF STILLBIRTHS) FROM IMPORTANT CAUSES, BY MONTHS, IN EACH REGISTRATION STATE: 1928—Continued

[Numbers after causes of death correspond to those of the 1920 revision of the detailed International List]

AREA AND CAUSE OF DEATH	All deaths	Jan.	Feb.	Mar.	Apr.	May	June	July	Aug.	Sept.	Oct.	Nov.	Dec.
MONTANA, all causes.....	5,780	451	456	507	500	468	442	461	423	407	457	540	668
Typhoid and paratyphoid fever (1).....	16		1				1	1	4	2	3	2	2
Malaria (5).....	4												
Smallpox (6).....	4				1			1			1		1
Measles (7).....	8		1	1		2	1	1				1	1
Scarlet fever (8).....	10		5	2	1	1							
Whooping cough (9).....	49	3	6	5	7	2	2		3	3	1	5	12
Diphtheria (10).....	20	4	2		1		2		1	3	3	1	3
Influenza (11).....	366	12	21	25	37	32	12	8	5	9	4	41	160
Dysentery (16).....	7				1			2					
Erysipelas (21).....	13	1			1	1			2	1	4	2	1
Lethargic encephalitis (23).....	9	1				2	2		1	1			1
Meningococcus meningitis (24).....	65	7	13	1	6	4	7	2	5	2	4	5	9
Tuberculosis of the respiratory system (31).....	311	25	27	27	29	23	29	26	23	24	26	22	30
Other forms of tuberculosis (32-37).....	46	2	1	6	4	3	7	4	1	2	2	4	10
Diabetes mellitus (57).....	97	3	5	9	9	9	2	7	3	7	9	18	16
Cerebral hemorrhage and softening (74, 83).....	354	21	29	26	29	32	26	37	34	27	30	33	30
Other [organic] diseases of the heart (90).....	761	66	65	74	60	56	59	67	48	46	57	79	84
Bronchitis (99).....	14	2	2	4	2			1			1	2	
Broncho-pneumonia (100).....	162	18	20	22	18	12	3	2	7	7	17	17	19
Pneumonia (101).....	296	31	39	33	26	24	13	9	12	12	26	36	35
Diarrhea and enteritis [under 2 years] (113).....	52	5	4		7	5	6	3	6	4	3	7	2
Diarrhea and enteritis [2 years and over] (114).....	18	3		1		1	2	2	1	4	1	3	
Nephritis (128, 129).....	333	25	26	33	33	19	21	24	29	29	29	38	27
Puerperal septicemia (146).....	28	5		2	3	2	4	2	4	1	3	1	1
Other puerperal causes (143-145, 147-150).....	47	1	2	2	3	6	4	3	3	2	7	5	9
Suicide (165-174).....	110	9	9	6	7	10	12	14	13	10	7	9	4
Automobile accidents ¹ (188c).....	118	2	2	5	7	11	11	11	16	14	16	14	9
Automobile—railroad-train collision (part of 188a).....	21		1			2	2	1	3	5	7		
Automobile—street-car collision (part of 188b).....	2											1	1
Other external causes (175-187, part of 188a, b, 188d-203).....	471	26	26	39	41	41	41	54	54	47	36	29	37
All other causes.....	1,972	179	148	183	167	168	172	179	145	144	159	164	164
NEBRASKA, all causes.....	13,660	1,203	1,137	1,254	1,190	1,095	984	969	990	970	1,020	1,042	1,806
Typhoid and paratyphoid fever (1).....	24	1		4	1	1	1	3	2	4	1	2	4
Malaria (5).....	1		1										
Smallpox (6).....													
Measles (7).....	9				2	4	2						1
Scarlet fever (8).....	41	5	3	7	6	5	2	2	1		4	1	5
Whooping cough (9).....	44	3	4	3	2	4	4	4	6	2	5		7
Diphtheria (10).....	54	5	6	4	6	1	4	2	5	2	6	8	5
Influenza (11).....	371	33	46	95	92	51	24	11	14	15	28	36	426
Dysentery (16).....	8	1		2			1	1		1	2		
Erysipelas (21).....	34	4	2	6	4	6	2	4			1	4	1
Lethargic encephalitis (23).....	10				1			2	2	2		1	1
Meningococcus meningitis (24).....	25	4	6	2	1	2		3	1			5	1
Tuberculosis of the respiratory system (31).....	306	19	24	30	30	32	32	22	34	20	20	21	22
Other forms of tuberculosis (32-37).....	53	2	5	5	6	5	8	3	2	4	4	3	6
Diabetes mellitus (57).....	306	37	18	27	29	24	17	21	17	24	18	28	46
Cerebral hemorrhage and softening (74, 83).....	1,149	125	88	117	98	94	87	82	88	85	98	82	105
Other [organic] diseases of the heart (90).....	2,054	183	173	198	179	150	152	131	140	152	160	179	257
Bronchitis (99).....	41	2	4	6	6	3		3	4		3	4	6
Broncho-pneumonia (100).....	378	37	41	37	40	35	15	6	6	17	24	31	89
Pneumonia (101).....	596	64	85	81	73	43	18	12	13	9	27	48	123
Diarrhea and enteritis [under 2 years] (113).....	135	4	14	8	8	7	12	12	33	18	13	3	3
Diarrhea and enteritis [2 years and over] (114).....	73	5	4	2	1	3	7	6	19	15	5	4	2
Nephritis (128, 129).....	890	78	79	78	76	37	77	72	61	48	62	74	98
Puerperal septicemia (146).....	71	7	6	6	4	5	12	9	6	5	5	5	1
Other puerperal causes (143-145, 147-150).....	98	11	5	13	8	3	6	9	10	4	9	4	16
Suicide (165-174).....	186	10	14	19	14	21	8	11	12	22	19	9	18
Automobile accidents ¹ (188c).....	217	22	15	7	14	9	16	19	20	30	17	25	23
Automobile—railroad-train collision (part of 188a).....	23	3	3	1	3	1	1	1	2	6	1		
Automobile—street-car collision (part of 188b).....	1												
Other external causes (175-187, part of 188a, b, 188d-203).....	669	50	42	50	53	49	77	66	66	53	50	55	55
All other causes.....	5,293	478	448	446	433	441	427	441	426	419	435	414	485
NEW HAMPSHIRE, all causes.....	6,442	549	531	618	581	574	536	523	466	446	531	480	607
Typhoid and paratyphoid fever (1).....	10	1				1		2	4			1	1
Malaria (5).....	1							1					
Smallpox (6).....													
Measles (7).....	14	1	1	6	2	1	1		1	1			
Scarlet fever (8).....	20		2	2	2	1	3	4	2		2	1	1
Whooping cough (9).....	24	3	3	6	4	5	1		1				1
Diphtheria (10).....	26		5	3	2	3	2		1	2	2	4	2
Influenza (11).....	179	20	19	20	28	23	22	6		3	3	15	20
Dysentery (16).....	2			2									
Erysipelas (21).....	11	3	2	1		1				1			2
Lethargic encephalitis (23).....	4			1				1		1			
Meningococcus meningitis (24).....	3								2				
Tuberculosis of the respiratory system (31).....	262	26	21	18	25	16	28	20	21	18	23	18	28
Other forms of tuberculosis (32-37).....	45	3	1	4	2	2	6	3	8	4	3	5	4
Diabetes mellitus (57).....	127	7	14	9	13	11	5	9	7	9	19	11	13
Cerebral hemorrhage and softening (74, 83).....	676	61	60	54	63	55	55	46	48	63	52	58	61
Other [organic] diseases of the heart (90).....	1,123	104	80	90	111	99	82	98	78	88	90	94	109
Bronchitis (99).....	53	5	3	1	4	5	6	4		2	7	3	13
Broncho-pneumonia (100).....	185	9	17	16	20	24	23	9	8	7	14	11	27
Pneumonia (101).....	239	23	23	40	34	27	18	9	7	5	15	14	24
Diarrhea and enteritis [under 2 years] (113).....	43	2	2	8	4	1	6	3	5	4	4	1	3
Diarrhea and enteritis [2 years and over] (114).....	16	1	5	2		3	1			1	2		1
Nephritis (128, 129).....	473	31	46	53	38	46	38	29	30	29	46	39	48
Puerperal septicemia (146).....	13	1	3	1	1	1	2	2		1		1	
Other puerperal causes (143-145, 147-150).....	42	3	1	7	4	2	5	3	3	2	3	7	2
Suicide (165-174).....	59	5	8	3	3	9	5	6	1	3	6	4	6
Automobile accidents ¹ (188c).....	76	1	6		7	5	6	10	7	7	17	8	2
Automobile—railroad-train collision (part of 188a).....	4							2			1	1	
Automobile—street-car collision (part of 188b).....													
Other external causes (175-187, part of 188a, b, 188d-203).....	283	24	18	19	15	17	20	49	32	22	24	15	28
All other causes.....	2,429	215	191	252	199	217	200	207	200	173	196	168	211

¹ Excludes collision with railroad trains and street cars.

MORTALITY STATISTICS

TABLE 10.—DEATHS (EXCLUSIVE OF STILLBIRTHS) FROM IMPORTANT CAUSES, BY MONTHS, IN EACH REGISTRATION STATE: 1928—Continued

[Numbers after causes of death correspond to those of the 1920 revision of the detailed International List]

AREA AND CAUSE OF DEATH	All deaths	Jan.	Feb.	Mar.	Apr.	May	June	July	Aug.	Sept.	Oct.	Nov.	Dec.
NEW JERSEY, all causes	44,962	3,869	3,855	4,361	4,238	4,282	3,522	3,317	3,384	3,147	3,405	3,466	4,116
Typhoid and paratyphoid fever (1)	64	7	1	2	3	3	2	6	12	8	8	9	3
Malaria (5)	3									1			1
Smallpox (6)													
Measles (7)	280	9	21	29	74	78	37	15	8	1	2	2	4
Scarlet fever (8)	65	7	7	15	5	7	2	5	2	2	3	4	6
Whooping cough (9)	205	18	24	20	20	17	16	7	25	15	12	11	20
Diphtheria (10)	460	62	42	36	41	50	46	34	24	17	23	39	46
Influenza (11)	644	67	51	—	90	72	28	11	11	16	25	41	148
Dysentery (16)	12		1	3				1	2	4	1		
Erysipelas (21)	103	12	10	10	17	14	13	5	5	1	5	6	5
Lethargic encephalitis (23)	57	3		5	10	5	5	7	4	7	6	3	
Meningococcus meningitis (24)	95	8	5	4	7	13	6	9	9	5	7	10	12
Tuberculosis of the respiratory system (31)	2,509	201	191	285	213	255	239	204	223	192	190	192	174
Other forms of tuberculosis (32-37)	291	20	24	31	27	35	35	16	28	23	20	18	16
Diabetes mellitus (57)	895	63	98	87	82	80	65	56	73	71	63	78	81
Cerebral hemorrhage and softening (74, 83)	3,457	313	290	321	327	338	277	259	238	248	275	279	292
Other [organic] diseases of the heart (90)	8,283	728	702	797	807	773	621	578	576	580	644	660	817
Bronchitis (99)	190	12	27	30	27	18	6	4	7	8	11	15	25
Broncho-pneumonia (100)	1,475	145	165	214	203	132	74	49	56	77	95	87	178
Pneumonia (101)	2,551	261	324	366	318	277	155	73	69	85	122	174	327
Diarrhea and enteritis [under 2 years] (113)	598	34	36	34	49	43	31	56	101	78	52	44	40
Diarrhea and enteritis [2 years and over] (114)	161	13	11	15	13	13	5	19	20	22	13	6	11
Nephritis (128, 129)	4,088	381	374	413	334	389	313	306	286	283	315	318	376
Puerperal septicemia (146)	179	15	16	23	10	14	13	14	14	16	18	18	8
Other puerperal causes (143-145, 147-150)	235	17	20	22	28	14	19	18	23	20	19	18	17
Suicide (165-174)	579	41	47	45	46	54	57	61	50	35	54	45	44
Automobile accidents ¹ (188c)	1,015	53	50	76	78	77	81	122	79	91	105	100	103
Automobile—railroad-train collision (part of 188a)	61	2	3	8	2	1	2	11	9	7	5	7	4
Automobile—street-car collision (part of 188b)	4					3			1				
Other external causes (175-187, part of 188a, b, 188d-203)	2,262	161	173	175	177	206	209	250	240	150	183	171	167
All other causes	14,141	1,216	1,139	1,261	1,230	1,301	1,165	1,121	1,189	1,084	1,129	1,115	1,191
NEW YORK, all causes	151,640	13,568	13,321	14,526	14,485	14,608	11,936	10,787	10,849	10,652	11,754	11,696	13,458
Typhoid and paratyphoid fever (1)	295	12	19	9	9	6	7	18	23	23	46	21	12
Malaria (5)	9	1			1	1	2	1	1		1	1	
Smallpox (6)	2		1										
Measles (7)	598	19	35	69	112	163	107	49	12	3	4	10	15
Scarlet fever (8)	188	23	22	26	30	25	24	8	2		2	16	10
Whooping cough (9)	595	59	58	55	65	75	55	55	44	43	33	25	28
Diphtheria (10)	876	99	111	92	102	118	82	62	26	32	32	52	68
Influenza (11)	1,877	—180	—173	285	270	301	145	41	21	38	69	110	294
Dysentery (16)	52	1	1	4	1	1	2	3	10	15	6	4	4
Erysipelas (21)	357	38	42	40	52	54	29	19	9	4	11	25	25
Lethargic encephalitis (23)	189	15	13	17	16	23	17	15	14	13	13	8	20
Meningococcus meningitis (24)	619	13	35	53	90	60	55	59	71	37	54	38	54
Tuberculosis of the respiratory system (31)	8,535	722	739	829	817	833	713	672	650	617	641	615	678
Other forms of tuberculosis (32-37)	1,127	90	90	107	118	114	99	88	102	79	99	68	73
Diabetes mellitus (57)	3,178	280	268	297	279	324	243	215	250	230	281	219	292
Cerebral hemorrhage and softening (74, 83)	9,700	907	912	940	912	894	757	662	658	717	764	743	834
Other [organic] diseases of the heart (90)	30,682	2,851	2,784	2,885	2,928	2,798	2,387	2,094	2,043	2,139	2,395	2,508	2,869
Bronchitis (99)	598	77	83	67	59	59	34	27	32	50	50	64	64
Broncho-pneumonia (100)	8,578	839	855	728	781	672	402	217	228	284	354	382	516
Pneumonia (101)	5,879	899	878	1,178	1,219	1,049	522	260	282	300	473	586	924
Diarrhea and enteritis [under 2 years] (113)	1,765	104	115	134	139	148	143	116	241	251	149	120	105
Diarrhea and enteritis [2 years and over] (114)	421	25	28	26	19	31	30	36	54	52	54	36	30
Nephritis (128, 129)	11,606	1,114	1,054	1,110	1,096	1,110	919	793	808	762	905	863	1,072
Puerperal septicemia (146)	473	38	40	49	62	46	43	44	27	31	29	32	32
Other puerperal causes (143-145, 147-150)	844	72	73	65	74	91	64	58	66	62	60	55	74
Suicide (165-174)	1,915	138	154	164	163	176	153	144	164	136	184	168	161
Automobile accidents ¹ (188c)	2,554	160	160	151	163	204	211	218	212	280	288	255	252
Automobile—railroad-train collision (part of 188a)	151	7	5	7	12	11	9	7	10	7	20	24	5
Automobile—street-car collision (part of 188b)	39	1	3	3	8	1	2	7	1	3	3	5	5
Other external causes (175-187, part of 188a, b, 188d-203)	7,468	614	569	576	533	632	629	764	774	564	596	564	653
All other causes	50,580	4,370	4,221	4,611	4,347	4,597	4,051	4,000	3,990	3,891	4,137	4,093	4,272
NORTH CAROLINA (WHITE), all causes	22,413	2,013	1,984	2,136	1,914	1,834	1,869	1,788	1,592	1,479	1,648	1,720	2,436
Typhoid and paratyphoid fever (1)	91	4	3	1	2	5	8	20	19	9	13	5	2
Malaria (5)	31	3	2		1	3	3	5	2	7	4	1	
Smallpox (6)	8					1	1	1					
Measles (7)	400	48	97	124	62	37	19	7	2			1	3
Scarlet fever (8)	39	7	3	7	1	2	1		1	4	4	5	4
Whooping cough (9)	103	9	11	17	11	9	13	8	14	7	3	3	6
Diphtheria (10)	284	26	15	9	10	8	7	6	16	28	54	69	48
Influenza (11)	1,096	—106	83	—	84	37	16	10	9	12	35	96	486
Dysentery (16)	18	4	1	1	4	16	27	28	10	9	8	7	3
Erysipelas (21)	46	1	1	9	5	2		3	5	6	1	6	2
Lethargic encephalitis (23)	16	3	2	3	1			2	1	1	1	1	2
Meningococcus meningitis (24)	14	1		1		4		1			3		
Tuberculosis of the respiratory system (31)	1,035	91	110	98	102	98	83	55	103	77	69	64	85
Other forms of tuberculosis (32-37)	110	7	8	10	10	7	8	11	12	8	11	12	7
Diabetes mellitus (57)	193	26	24	17	11	13	9	10	16	12	11	15	29
Cerebral hemorrhage and softening (74, 83)	1,575	143	129	141	143	127	125	113	95	118	128	135	178
Other [organic] diseases of the heart (90)	2,508	209	205	242	213	204	253	216	173	162	190	197	244
Bronchitis (99)	62	6	9	5	4	5	6	3	3	3	3	5	9
Broncho-pneumonia (100)	744	102	99	123	86	56	23	15	22	25	38	57	98
Pneumonia (101)	1,000	155	144	143	111	89	48	21	14	22	39	75	139
Diarrhea and enteritis [under 2 years] (113)	759	23	15	11	14	67	197	196	78	55	55	28	20
Diarrhea and enteritis [2 years and over] (114)	189	4	4	3	5	22	42	43	18	13	16	12	7
Nephritis (128, 129)	1,859	185	161	172	167	147	164	157	132	145	142	130	157
Puerperal septicemia (146)	76	5	7	7	4	7	5	6	8	3	9	7	8
Other puerperal causes (143-145, 147-150)	295	18	26	27	26	24	37	12	25	34	21	19	26
Suicide (165-174)	172	10	11	14	23	15	18	9	10	15	15	13	19
Automobile accidents ¹ (188c)	420	31	33	22	25	32	26	27	38	40	45	49	52
Automobile—railroad-train collision (part of 188a)	35	3	7		6				5		4	2	8
Automobile—street-car collision (part of 188b)	1							1					
Other external causes (175-187, part of 188a, b, 188d-203)	949	90	83	73	70	77	68	89	90	68	79	75	87
All other causes	8,175	690	691	732	719	714	660	713	681	596	646	631	702

¹ Excludes collision with railroad trains and street cars.

CAUSES OF DEATH, BY MONTH OF OCCURRENCE

357

TABLE 10.—DEATHS (EXCLUSIVE OF STILLBIRTHS) FROM IMPORTANT CAUSES, BY MONTHS, IN EACH REGISTRATION STATE: 1928—Continued

[Numbers after causes of death correspond to those of the 1920 revision of the detailed International List]

AREA AND CAUSE OF DEATH	All deaths	Jan.	Feb.	Mar.	Apr.	May	June	July	Aug.	Sept.	Oct.	Nov.	Dec.
NORTH CAROLINA (COLORED), all causes	13,747	1,105	1,061	1,215	1,117	1,196	1,329	1,202	1,119	977	1,084	1,064	1,278
Typhoid and paratyphoid fever (1)	100	3	1	2	—	5	5	18	28	13	15	6	4
Malaria (5)	33	—	1	2	—	3	6	7	4	3	3	4	—
Smallpox (6)	9	2	1	2	2	1	—	—	—	1	—	—	—
Measles (7)	115	11	26	33	16	14	8	5	1	—	—	—	1
Scarlet fever (8)	2	—	—	—	—	1	—	—	—	—	—	—	—
Whooping cough (9)	85	10	9	7	10	11	10	3	5	8	6	3	3
Diphtheria (10)	75	6	6	2	1	2	—	3	3	15	14	13	10
Influenza (11)	471	54	48	56	38	28	12	6	3	10	14	37	165
Dysentery (16)	71	1	—	3	—	4	29	19	6	3	2	2	2
Erysipelas (21)	7	1	—	—	2	2	—	—	1	—	1	—	—
Lethargic encephalitis (23)	6	—	—	1	—	1	1	—	—	—	1	1	1
Meningococcus meningitis (24)	7	—	—	2	1	2	—	—	1	1	—	—	—
Tuberculosis of the respiratory system (31)	1,203	97	101	116	104	136	114	101	89	91	83	88	83
Other forms of tuberculosis (32-37)	107	5	10	3	7	8	13	18	10	12	7	9	5
Diabetes mellitus (57)	87	3	7	12	5	8	4	6	5	6	10	9	12
Cerebral hemorrhage and softening (74, 83)	830	62	62	70	83	70	71	81	64	59	70	59	79
Other [organic] diseases of the heart (90)	1,370	109	92	102	128	132	127	118	123	98	111	101	134
Bronchitis (99)	33	4	5	5	2	6	4	1	—	2	1	2	1
Broncho-pneumonia (100)	380	53	50	53	37	34	22	16	13	16	21	22	43
Pneumonia (101)	671	88	90	116	67	52	30	20	18	29	28	50	83
Diarrhea and enteritis [under 2 years] (113)	525	10	3	11	14	63	147	108	66	35	31	24	13
Diarrhea and enteritis [2 years and over] (114)	81	1	—	1	5	4	20	18	11	10	6	1	4
Nephritis (128, 129)	1,109	92	75	104	85	109	84	79	99	104	108	85	85
Puerperal septicemia (146)	66	4	6	8	5	11	7	5	3	6	2	4	5
Other puerperal causes (143-145, 147-150)	198	17	12	13	16	19	20	13	18	14	24	14	18
Suicide (165-174)	16	1	1	1	1	1	2	—	2	—	2	3	2
Automobile accidents (188c)	157	13	8	6	14	15	8	12	13	14	18	15	21
Automobile-railroad-train collision (part of 188a)	7	—	—	—	3	—	—	1	1	—	—	1	1
Automobile-street-car collision (part of 188b)	—	—	—	—	—	—	—	—	—	—	—	—	—
Other external causes (175-187, part of 188a, b, 188d-203)	697	61	67	63	43	50	64	63	64	42	56	61	63
All other causes	5,229	397	380	421	428	404	520	481	468	390	450	450	440
NORTH DAKOTA, all causes	5,513	412	415	470	510	555	425	408	420	397	429	425	647
Typhoid and paratyphoid fever (1)	14	—	3	2	1	1	—	1	1	1	—	2	2
Malaria (5)	—	—	—	—	—	—	—	—	—	—	—	—	—
Smallpox (6)	—	—	—	—	—	—	—	—	—	—	—	—	—
Measles (7)	13	5	1	—	—	1	2	1	1	—	—	7	3
Scarlet fever (8)	29	2	—	7	4	2	5	—	—	—	—	—	—
Whooping cough (9)	31	1	2	—	—	—	1	2	3	—	4	10	8
Diphtheria (10)	27	1	3	—	2	—	2	3	4	1	4	1	6
Influenza (11)	309	12	17	20	41	48	25	3	7	5	9	6	121
Dysentery (16)	74	—	1	—	—	—	—	1	—	2	—	—	—
Erysipelas (21)	10	4	—	—	—	2	—	1	—	—	—	—	3
Lethargic encephalitis (23)	7	—	—	1	1	1	1	1	—	—	1	1	—
Meningococcus meningitis (24)	26	—	8	3	—	1	1	—	2	2	3	4	2
Tuberculosis of the respiratory system (31)	244	13	19	20	30	27	29	23	21	10	14	15	23
Other forms of tuberculosis (32-37)	49	2	4	7	7	6	2	7	1	5	4	2	2
Diabetes mellitus (57)	114	14	7	9	11	4	12	9	4	5	13	14	12
Cerebral hemorrhage and softening (74, 83)	405	29	33	36	35	30	39	35	33	35	32	30	38
Other [organic] diseases of the heart (90)	603	50	45	48	51	62	46	43	46	49	47	59	57
Bronchitis (99)	35	4	1	4	5	4	1	2	1	—	4	1	8
Broncho-pneumonia (100)	248	18	18	37	30	23	13	14	6	9	11	20	49
Pneumonia (101)	223	12	17	35	30	31	7	10	7	10	16	20	28
Diarrhea and enteritis [under 2 years] (113)	72	10	6	9	2	6	6	2	10	7	5	6	3
Diarrhea and enteritis [2 years and over] (114)	21	2	1	—	1	1	1	1	8	5	1	—	—
Nephritis (128, 129)	302	23	26	26	21	30	22	24	24	30	22	28	26
Puerperal septicemia (146)	31	4	6	1	4	2	2	4	2	—	1	4	1
Other puerperal causes (143-145, 147-150)	55	5	7	4	4	6	2	4	9	1	8	3	2
Suicide (165-174)	58	5	4	4	5	12	3	2	5	2	5	6	5
Automobile accidents (188c)	79	1	1	1	7	6	7	8	10	10	10	11	7
Automobile-railroad-train collision (part of 188a)	10	2	—	1	—	—	—	2	—	1	1	2	1
Automobile-street-car collision (part of 188b)	—	—	—	—	—	—	—	—	—	—	—	—	—
Other external causes (175-187, part of 188a, b, 188d-203)	308	18	14	22	19	41	22	37	30	30	37	21	17
All other causes	2,186	175	171	173	199	213	174	168	185	176	177	152	223
OHIO, all causes	80,198	6,758	6,466	7,199	7,201	7,471	5,947	5,803	5,965	5,814	6,120	6,205	9,249
Typhoid and paratyphoid fever (1)	139	10	9	8	5	8	2	5	24	24	17	13	14
Malaria (5)	7	—	—	—	1	—	—	—	2	2	2	1	1
Smallpox (6)	4	—	—	—	—	1	—	1	—	—	—	—	—
Measles (7)	199	9	26	39	40	28	21	9	13	4	1	1	8
Scarlet fever (8)	135	19	12	16	17	15	8	9	4	3	9	7	16
Whooping cough (9)	263	8	14	13	20	38	16	12	27	23	16	23	53
Diphtheria (10)	371	49	39	31	38	38	20	12	13	21	31	36	43
Influenza (11)	3,312	163	169	260	372	503	168	65	59	82	87	113	1,271
Dysentery (16)	72	2	1	3	—	2	3	3	16	20	14	4	1
Erysipelas (21)	182	22	16	21	26	28	11	7	4	8	5	17	17
Lethargic encephalitis (23)	97	8	8	11	6	6	14	5	8	1	5	10	15
Meningococcus meningitis (24)	136	3	13	10	11	23	17	9	9	16	10	7	8
Tuberculosis of the respiratory system (31)	4,084	353	349	378	403	386	353	328	316	311	296	261	350
Other forms of tuberculosis (32-37)	689	58	41	73	62	68	62	70	52	53	44	56	50
Diabetes mellitus (57)	1,421	118	112	141	119	135	107	103	99	84	100	120	178
Cerebral hemorrhage and softening (74, 83)	7,654	708	646	660	695	713	586	553	543	536	584	663	762
Other [organic] diseases of the heart (90)	12,714	1,084	1,080	1,229	1,092	1,180	949	919	870	880	895	1,055	1,481
Bronchitis (99)	343	36	29	37	34	27	18	19	13	21	24	36	49
Broncho-pneumonia (100)	2,835	272	268	303	317	281	132	88	99	133	178	218	546
Pneumonia (101)	3,427	395	316	444	385	373	155	101	83	114	183	253	625
Diarrhea and enteritis [under 2 years] (113)	958	40	41	31	43	34	31	59	171	236	165	64	43
Diarrhea and enteritis [2 years and over] (114)	306	20	14	17	15	17	14	27	51	54	39	23	15
Nephritis (128, 129)	5,342	508	467	454	512	481	403	426	399	360	395	405	532
Puerperal septicemia (146)	335	27	34	38	19	34	22	38	30	23	24	23	23
Other puerperal causes (143-145, 147-150)	437	43	41	44	45	47	28	26	35	30	28	29	41
Suicide (165-174)	924	53	55	77	75	85	91	102	87	89	82	59	69
Automobile accidents (188c)	1,708	105	92	100	111	127	131	151	173	187	182	186	163
Automobile-railroad-train collision (part of 188a)	240	16	15	15	17	23	20	9	26	24	28	33	14
Automobile-street-car collision (part of 188b)	82	7	6	8	9	1	3	2	9	10	12	7	8
Other external causes (175-187, part of 188a, b, 188d-203)	4,314	334	323	299	318	356	355	448	411	340	366	350	414
All other causes	27,468	2,288	2,230	2,489	2,390	2,413	2,207	2,187	2,321	2,125	2,297	2,132	2,439

1 Excludes collision with railroad trains and street cars.

MORTALITY STATISTICS

TABLE 10.—DEATHS (EXCLUSIVE OF STILLBIRTHS) FROM IMPORTANT CAUSES, BY MONTHS, IN EACH REGISTRATION STATE: 1928—Continued

[Numbers after causes of death correspond to those of the 1920 revision of the detailed International List]

AREA AND CAUSE OF DEATH	All deaths	Jan.	Feb.	Mar.	Apr.	May	June	July	Aug.	Sept.	Oct.	Nov.	Dec.
OKLAHOMA (WHITE), all causes.	18,053	1,794	1,514	1,572	1,653	1,361	1,223	1,501	1,341	1,113	1,383	1,468	2,130
Typhoid and paratyphoid fever (1).....	234	10	5	5	6	2	6	26	50	44	29	36	15
Malaria (5).....	134	4	4	6	2	4	9	23	17	22	27	14	2
Smallpox (6).....	11		2	3	4			1					
Measles (7).....	179	13	21	32	55	30	22	2	2	1			1
Scarlet fever (8).....	43	5	4	6	3	8	1		2	6	3	5	
Whooping cough (9).....	63	8	7	4	5	6	9	7	3	4	2	4	4
Diphtheria (10).....	303	43	25	13	11	8	5	4	13	18	50	59	54
Influenza (11).....	1,002	100	96	134	146	75	20	14	19	6	16	34	342
Dysentery (16).....	196	3	4	2	7	5	19	63	34	20	20	11	8
Erysipelas (21).....	60	7	6	6	10	6	2	4	2	2	4	7	4
Lethargic encephalitis (23).....	13	3		2		1			2	2		1	2
Meningococcus meningitis (24).....	40	2	3	6	5	7	5	1		2	3	1	5
Tuberculosis of the respiratory system (31).....	803	81	77	82	66	75	47	78	59	45	58	71	64
Other forms of tuberculosis (32-37).....	81	2	6	9	3	4	7	12	6	10	6	3	13
Diabetes mellitus (57).....	192	26	10	17	17	19	11	20	11	11	9	22	19
Cerebral hemorrhage and softening (74, 83).....	1,116	126	97	94	110	83	76	93	82	63	89	82	121
Other [organic] diseases of the heart (90).....	1,426	131	116	119	143	129	101	116	106	97	85	110	173
Bronchitis (99).....	54	4	8	7	3	5	1	1	4	1	2	5	13
Broncho-pneumonia (100).....	575	87	81	75	61	28	12	11	19	18	33	30	120
Pneumonia (101).....	1,148	204	163	136	167	68	35	11	14	17	32	80	221
Diarrhea and enteritis [under 2 years] (113).....	412	9	6	7	14	11	42	107	86	47	45	29	9
Diarrhea and enteritis [2 years and over] (114).....	141	10	7	5	4	4	9	35	31	13	12	3	8
Nephritis (128, 129).....	968	98	77	92	77	67	90	82	53	65	95	98	74
Puerperal septicemia (146).....	103	12	8	8	8	14	8	9	7	5	5	6	13
Other puerperal causes (143-145, 147-150).....	155	14	12	11	15	16	10	15	15	9	12	14	12
Suicide (165-174).....	173	11	14	15	10	27	12	12	16	14	16	12	14
Automobile accidents ¹ (188c).....	312	15	24	23	24	22	24	21	35	30	30	30	34
Automobile—railroad-train collision (part of 188a).....	24		2	3	3	2		1		1	2	3	7
Automobile—street-car collision (part of 188b).....	1												
Other external causes (175-187, part of 188a, b, 188d-203).....	1,132	103	70	61	98	90	100	100	98	87	117	110	98
All other causes.....	6,959	663	559	589	576	544	540	632	557	457	577	590	675
OKLAHOMA (COLORED), all causes.	2,900	246	258	221	250	212	247	284	238	184	215	226	319
Typhoid and paratyphoid fever (1).....	64	6	3	1			3	5	11	12	10	5	8
Malaria (5).....	40	1	1	1		3	2	6	9	7	8	2	
Smallpox (6).....	3	1	1										1
Measles (7).....	14		1	2	5	4	1		1				
Scarlet fever (8).....	1								1				
Whooping cough (9).....	4				1			1	1				
Diphtheria (10).....	21	2	1	2	2	1		1	3	3	5	1	
Influenza (11).....	140	9	12	17	18	10	5	3	1	6	1	7	51
Dysentery (16).....	29	1		1			5	8	5	2	2	3	2
Erysipelas (21).....													
Lethargic encephalitis (23).....													
Meningococcus meningitis (24).....	4	1		1							1		1
Tuberculosis of the respiratory system (31).....	355	34	32	28	31	32	34	37	22	23	24	24	34
Other forms of tuberculosis (32-37).....	17	1	1	2	1	4	1	1	2	2	3	1	1
Diabetes mellitus (57).....	16	1	1	4	1	1	1	1	2	1		1	4
Cerebral hemorrhage and softening (74, 83).....	112	7	13	14	10	10	7	8	9	6	11	6	11
Other [organic] diseases of the heart (90).....	209	11	17	13	16	19	21	19	23	14	17	23	16
Bronchitis (99).....	15	1	1	2	2	2	1	2	1	2	1	1	2
Broncho-pneumonia (100).....	85	6	11	15	14	7	1	1	3	2	4	3	18
Pneumonia (101).....	231	40	35	18	34	11	10	2	7	5	4	26	39
Diarrhea and enteritis [under 2 years] (113).....	60	1	1	2	2	1	9	18	8	10	7	3	
Diarrhea and enteritis [2 years and over] (114).....	35	3	1	1	2	1	4	8	2	5	5	3	
Nephritis (128, 129).....	169	14	21	16	17	11	12	11	10	11	12	15	19
Puerperal septicemia (146).....	24	1	2	3	2	3	1	5	3	1	1	1	1
Other puerperal causes (143-145, 147-150).....	25	4	1	1		3	5	4	1	1	1	3	3
Suicide (165-174).....	12	1	1	3			3	1	1		1	1	1
Automobile accidents ¹ (188c).....	18	3	1		3	3		2			1	3	2
Automobile—railroad-train collision (part of 188a).....	1											1	
Automobile—street-car collision (part of 188b).....													
Other external causes (175-187, part of 188a, b, 188d-203).....	242	18	22	18	22	13	25	34	20	14	15	17	24
All other causes.....	954	79	78	61	67	74	96	107	96	58	85	73	80
OREGON, all causes.	10,489	955	844	938	860	870	827	838	722	767	824	841	1,203
Typhoid and paratyphoid fever (1).....	27	2	2	3	2	2		3	3	3	3	3	1
Malaria (5).....	1		1	1									
Smallpox (6).....	5	1	2			1							
Measles (7).....	19	3	1	3		5	5		1				1
Scarlet fever (8).....	14	6		2						1	1		3
Whooping cough (9).....	4	1				2					1		
Diphtheria (10).....	34	2	1	3	2	1		1	2	6	3	8	5
Influenza (11).....	323	16	20	24	16	14	9	4	5	7	16	27	165
Dysentery (16).....	8	1					2			1	3	1	
Erysipelas (21).....	12					4	2	2	1			2	1
Lethargic encephalitis (23).....	10			2	2		1				3	1	1
Meningococcus meningitis (24).....	31	1	5	3	2	3	1	1	1	2	5	5	2
Tuberculosis of the respiratory system (31).....	431	46	44	47	29	34	42	35	24	28	29	36	37
Other forms of tuberculosis (32-37).....	86	9	7	7	6	7	5	8	8	5	6	7	11
Diabetes mellitus (57).....	176	14	14	18	17	10	12	16	11	15	16	11	22
Cerebral hemorrhage and softening (74, 83).....	932	89	83	72	99	82	75	76	62	55	77	71	91
Other [organic] diseases of the heart (90).....	1,768	170	148	151	148	154	141	137	120	136	138	142	183
Bronchitis (99).....	39	6	1	5	3	2	2	4		1	2	4	9
Broncho-pneumonia (100).....	306	49	29	34	30	24	17	13	6	8	27	25	44
Pneumonia (101).....	384	50	47	46	34	31	29	15	8	7	29	17	71
Diarrhea and enteritis [under 2 years] (113).....	55	7	4	6	2	4	3	7	4	5	7	2	4
Diarrhea and enteritis [2 years and over] (114).....	41	1	3	1	3	3	6	2	6	4	7	3	2
Nephritis (128, 129).....	724	56	57	74	65	58	70	45	45	59	54	59	82
Puerperal septicemia (146).....	37	3	2	4	2	2	5	5	3	3	1	7	3
Other puerperal causes (143-145, 147-150).....	49	5	6	6	4	4	3	5	2	3	2	3	6
Suicide (165-174).....	194	11	17	17	13	25	14	15	20	16	13	14	19
Automobile accidents ¹ (188c).....	249	12	7	22	9	20	16	33	27	30	33	18	22
Automobile—railroad-train collision (part of 188a).....	14			1	2	2		1	1	3	1	3	
Automobile—street-car collision (part of 188b).....	4			1	1			2					
Other external causes (175-187, part of 188a, b, 188d-203).....	625	53	30	40	54	49	56	80	63	54	38	58	50
All other causes.....	3,887	341	313	346	315	326	310	328	302	315	309	314	368

¹ Excludes collision with railroad trains and street cars.

CAUSES OF DEATH, BY MONTH OF OCCURRENCE

359

TABLE 10.—DEATHS (EXCLUSIVE OF STILLBIRTHS) FROM IMPORTANT CAUSES, BY MONTHS, IN EACH REGISTRATION STATE: 1928—Continued

[Numbers after causes of death correspond to those of the 1920 revision of the detailed International List]

AREA AND CAUSE OF DEATH	All deaths	Jan.	Feb.	Mar.	Apr.	May	June	July	Aug.	Sept.	Oct.	Nov.	Dec.
PENNSYLVANIA, all causes	119,607	10,211	10,144	11,541	11,162	11,104	8,936	8,481	8,331	8,295	8,981	9,203	13,218
Typhoid and paratyphoid fever (1)	194	12	5	7	8	12	12	16	29	32	33	17	11
Malaria (5)	9			2		1	3					1	2
Smallpox (6)													
Measles (7)	488	20	44	66	88	114	71	22	10	3	8	17	25
Scarlet fever (8)	244	27	34	34	30	29	11	8	6	3	23	14	25
Whooping cough (9)	544	29	34	35	37	24	39	34	54	50	41	63	104
Diphtheria (10)	841	103	106	111	73	59	56	40	32	35	49	86	91
Influenza (11)	4,231	311	300	426	390	549	235	85	65	98	124	178	1,470
Dysentery (16)	56	2	4			5	3	2	8	17	10	3	2
Erysipelas (21)	222	25	28	35	33	28	18	6	5	12	10	10	17
Lethargic encephalitis (23)	113	8	5	14	15	12	5	10	13	6	5	12	8
Meningococcus meningitis (24)	151	3	4	17	25	17	17	11	13	9	9	10	16
Tuberculosis of the respiratory system (31)	6,028	469	552	583	599	590	497	505	430	436	436	412	519
Other forms of tuberculosis (32-37)	739	66	57	75	68	74	56	61	67	66	51	45	53
Diabetes mellitus (57)	2,151	175	173	228	207	191	157	155	166	141	170	175	213
Cerebral hemorrhage and softening (74, 83)	8,760	838	782	808	808	729	714	659	639	561	671	745	806
Other [organic] diseases of the heart (90)	19,894	1,757	1,757	2,000	1,797	1,685	1,534	1,378	1,288	1,337	1,563	1,564	2,202
Bronchitis (99)	663	58	66	83	72	71	38	31	22	37	46	49	90
Broncho-pneumonia (100)	4,634	402	438	681	547	508	276	156	166	189	236	328	707
Pneumonia (101)	6,927	654	697	906	804	796	356	205	175	257	382	464	1,231
Diarrhea and enteritis [under 2 years] (113)	2,130	141	148	136	132	138	109	150	261	400	251	128	136
Diarrhea and enteritis [2 years and over] (114)	509	22	35	30	24	26	31	48	76	91	66	28	32
Nephritis (128, 129)	10,605	947	913	949	991	995	759	766	776	782	811	871	1,045
Puerperal septicemia (146)	475	42	43	56	47	60	45	36	26	25	28	36	31
Other puerperal causes (143-145, 147-150)	749	51	53	71	75	74	62	61	59	52	64	46	81
Suicide (165-174)	1,262	91	84	97	121	149	106	93	116	94	112	113	86
Automobile accidents (188c)	1,882	115	92	103	129	137	139	186	195	187	197	189	213
Automobile—railroad-train collision (part of 188a)	140	7	8	3	17	15	9	4	8	20	26	9	14
Automobile—street-car collision (part of 188b)	58	4	6	6	2	6	5	3	7	9	4	4	2
Other external causes (175-187, part of 188a, b, 188d-203)	6,864	574	526	519	589	724	568	677	601	446	535	526	579
All other causes	38,044	3,226	3,150	3,460	3,434	3,286	3,005	3,073	3,018	2,907	3,018	3,060	3,407
RHODE ISLAND, all causes	8,394	727	717	796	813	713	695	618	609	596	658	669	783
Typhoid and paratyphoid fever (1)	10	2	1			2			1	2	1	1	
Malaria (5)													
Smallpox (6)													
Measles (7)	70		1	4	13	13	17	9	2	2	3	2	4
Scarlet fever (8)	16	1	4	3	1	3	3	1					
Whooping cough (9)	46	4	4	3	7	4	3	3	10	2	2		4
Diphtheria (10)	50	8	4	5	5		2	5	3	2	4	10	2
Influenza (11)	102	13	12	8	12	17	6	3	1	5	6	6	13
Dysentery (16)	1												
Erysipelas (21)	19		5	3	5	2			1		1	1	2
Lethargic encephalitis (23)	4		1						2	1			
Meningococcus meningitis (24)	9		1			1						3	2
Tuberculosis of the respiratory system (31)	390	33	33	46	51	38	27	36	31	25	27	26	17
Other forms of tuberculosis (32-37)	102	4	6	13	11	8	10	6	10	12	6	10	6
Diabetes mellitus (57)	182	21	18	19	14	14	12	16	6	13	18	16	15
Cerebral hemorrhage and softening (74, 83)	745	68	62	68	72	59	63	46	48	64	57	55	83
Other [organic] diseases of the heart (90)	1,459	98	135	129	141	119	128	105	116	103	117	113	155
Bronchitis (99)	49	6	4	6	6	5	3	2	2	3	2	4	6
Broncho-pneumonia (100)	257	22	27	31	30	37	25	9	7	10	18	18	23
Pneumonia (101)	448	52	54	57	43	46	28	13	11	21	33	34	56
Diarrhea and enteritis [under 2 years] (113)	91	10	1	5	3	7	11	10	11	15	3	7	8
Diarrhea and enteritis [2 years and over] (114)	25	3	1	1	7	1	1	1	2	1	3	3	1
Nephritis (128, 129)	803	80	65	79	76	77	60	66	55	53	58	69	65
Puerperal septicemia (146)	23	4	2	5	1	2	3	2		1	1	1	1
Other puerperal causes (143-145, 147-150)	55	3	4	3	4		7	4	4	8	4	7	7
Suicide (165-174)	67	6	7	5	6	5	8	2	6	6	6	5	6
Automobile accidents (188c)	154	13	9	9	15	8	8	15	8	16	17	14	22
Automobile—railroad-train collision (part of 188a)	2			1	1		1		1				1
Automobile—street-car collision (part of 188b)	6												
Other external causes (175-187, part of 188a, b, 188d-203)	340	32	30	27	23	28	34	38	37	18	23	28	22
All other causes	2,899	243	226	266	266	217	235	226	234	210	247	236	263
SOUTH CAROLINA (WHITE), all causes	10,411	971	921	902	776	913	831	813	656	742	767	929	1,190
Typhoid and paratyphoid fever (1)	113	4	3	2	3	2	11	31	20	15	11	7	4
Malaria (5)	90	1	3		2	2	3	5	8	20	20	20	6
Smallpox (6)													
Measles (7)	192	50	56	50	18	11	4	1			2		
Scarlet fever (8)	8	1						1	3			1	2
Whooping cough (9)	67	8	5	5	10	4	7	7	3	2	4	3	3
Diphtheria (10)	128	15	10	5	1	1			9	14	19	34	25
Influenza (11)	670	78	54	58	37	19	12	6	11	17	24	62	292
Dysentery (16)	114	4	3	1	4	22	38	15	9	8	6	1	3
Erysipelas (21)	23	3	1	6	1		1	3	4		3	1	
Lethargic encephalitis (23)	11	1	1	1	1	1	1	1		1	1	2	
Meningococcus meningitis (24)	4	1	1									1	
Tuberculosis of the respiratory system (31)	340	35	36	34	34	31	22	28	24	26	12	28	30
Other forms of tuberculosis (32-37)	27	2	2	7	3	2	3	5	1	1	2	1	3
Diabetes mellitus (57)	103	14	16	7	6	6	1	6	5	9	5	8	20
Cerebral hemorrhage and softening (74, 83)	737	55	62	65	67	73	65	55	43	50	65	74	63
Other [organic] diseases of the heart (90)	1,147	108	110	91	86	101	80	92	69	84	93	117	116
Bronchitis (99)	22	3	2	2	1	2	3	3	1	1	12	3	3
Broncho-pneumonia (100)	226	39	27	32	25	17	8	6	9	10	12	20	21
Pneumonia (101)	517	92	53	62	45	51	20	14	7	17	31	49	76
Diarrhea and enteritis [under 2 years] (113)	382	4	8	8	9	57	87	69	49	36	26	19	10
Diarrhea and enteritis [2 years and over] (114)	91	2	3	4	1	17	25	10	11	9	4	3	2
Nephritis (128, 129)	1,043	92	94	94	84	89	83	95	75	74	78	81	104
Puerperal septicemia (146)	51	3	4	5	5	5	4	4	3	2	4	8	4
Other puerperal causes (143-145, 147-150)	139	3	12	12	15	14	13	18	14	11	11	10	6
Suicide (165-174)	92	5	6	5	6	8	8	10	5	10	7	13	9
Automobile accidents (188c)	156	12	10	12	5	8	11	17	8	13	15	23	22
Automobile—railroad-train collision (part of 188a)	6			1			1			1	1	2	
Automobile—street-car collision (part of 188b)													
Other external causes (175-187, part of 188a, b, 188d-203)	472	52	49	39	28	34	30	42	28	42	41	39	48
All other causes	3,440	284	290	299	279	335	290	272	237	268	267	301	31

1 Excludes collision with railroad trains and street cars.

MORTALITY STATISTICS

TABLE 10.—DEATHS (EXCLUSIVE OF STILLBIRTHS) FROM IMPORTANT CAUSES, BY MONTHS, IN EACH REGISTRATION STATE: 1928—Continued

[Numbers after causes of death correspond to those of the 1920 revision of the detailed International List]

AREA AND CAUSE OF DEATH	All deaths	Jan.	Feb.	Mar.	Apr.	May	June	July	Aug.	Sept.	Oct.	Nov.	Dec.
SOUTH CAROLINA (COLORED), all causes	14, 016	1, 141	1, 050	1, 149	1, 038	1, 214	1, 300	1, 261	1, 093	1, 119	1, 127	1, 141	1, 383
Typhoid and paratyphoid fever (1)	231	9	1	4	5	7	26	46	49	33	30	12	9
Malaria (5)	292	7	8	2	6	11	20	26	38	71	48	38	17
Smallpox (6)	3	2			1							1	
Measles (7)	107	13	27	26	16	12	3	4	1		4	1	1
Scarlet fever (8)	2												
Whooping cough (9)	111	7	12	16	10	10	19	11	8	4	7	2	5
Diphtheria (10)	58	3	2	5			1	1	3	9	15	9	9
Influenza (11)	671	67	73	61	43	27	12	11	11	15	32	48	27
Dysentery (16)	125		4	1	2	22	47	20	9	7	3	8	2
Erysipelas (21)	7				1			2	1	1	1		1
Lethargic encephalitis (23)	5	1		1			1			2			
Meningococcus meningitis (24)	4											1	
Tuberculosis of the respiratory system (31)	1, 066	95	66	115	93	117	89	94	71	62	100	78	86
Other forms of tuberculosis (32-37)	71	9	6	7	5	6	13	9	2	2	9	6	5
Diabetes mellitus (57)	79	9	9	7	6	7	2	6	2	6	3	6	8
Cerebral hemorrhage and softening (74, 83)	790	59	50	76	64	68	70	71	58	69	54	83	68
Other [organic] diseases of the heart (90)	1, 290	111	86	108	106	117	110	115	102	108	109	101	117
Bronchitis (99)	19	3		1	2		3	2	2	1	1	3	3
Broncho-pneumonia (100)	193	31	34	18	23	22	7	6	3	14	8	14	13
Pneumonia (101)	839	111	101	115	81	64	38	33	31	46	41	61	117
Diarrhea and enteritis [under 2 years] (113)	393	6	8	8	19	53	111	63	38	37	22	14	14
Diarrhea and enteritis [2 years and over] (114)	106	7	4	7	5	22	11	20	11	7	5	6	1
Nephritis (128, 129)	1, 220	101	84	88	95	111	108	114	122	87	108	109	107
Puerperal septicemia (146)	71	6	6	7	9	8	9	4	5	6	6	1	4
Other puerperal causes (143-145, 147-150)	209	14	13	18	20	21	21	22	17	15	13	20	15
Suicide (165-174)	16		1		1	1	4	3	1		2	1	2
Automobile accidents ¹ (188c)	95	10	4	6	10	8	10	5	8	6	5	12	11
Automobile—railroad-train collision (part of 188a)	1			1									
Automobile—street-car collision (part of 188b)													
Other external causes (175-187, part of 188a, b, 188d-203)	596	74	37	35	48	37	56	58	48	49	38	55	61
All other causes	5, 337	386	413	416	367	462	515	515	452	462	463	451	436
TENNESSEE (WHITE), all causes	22, 344	2, 114	1, 888	2, 000	1, 976	1, 790	1, 725	1, 922	1, 752	1, 550	1, 625	1, 685	2, 317
Typhoid and paratyphoid fever (1)	244	10	7	3	5	7	11	34	44	48	31	34	10
Malaria (5)	136	4	2	4	2	11	5	17	25	28	21	13	4
Smallpox (6)	4		1	1		1	1						
Measles (7)	154	27	36	35	23	18	8	3	1	3			
Scarlet fever (8)	38	5	6	2	2	1	1	3	1		7	3	7
Whooping cough (9)	115	12	12	14	9	10	4	13	7	11	6	9	8
Diphtheria (10)	195	20	9	8		8	1	2	5	25	36	52	29
Influenza (11)	1, 417	185	151	154	174	132	45	21	7	16	32	56	444
Dysentery (16)	161	12	6	4	7	6	19	38	35	16	11	14	3
Erysipelas (21)	55	3	3	6	7	8	2	7	3	2	3	4	7
Lethargic encephalitis (23)	16		1	1	2	1	2	3	1	2	1	1	1
Meningococcus meningitis (24)	25	1	1	1	1	2	1	1	3	2	3	2	5
Tuberculosis of the respiratory system (31)	1, 830	180	167	189	178	160	156	149	118	120	130	135	148
Other forms of tuberculosis (32-37)	245	16	20	27	24	33	15	16	26	16	15	16	21
Diabetes mellitus (57)	200	29	19	19	27	14	12	12	9	12	16	21	10
Cerebral hemorrhage and softening (74, 83)	1, 235	128	112	101	138	99	94	108	75	84	84	98	114
Other [organic] diseases of the heart (90)	2, 065	186	190	186	176	172	160	164	161	148	154	164	204
Bronchitis (99)	55	4	6	10	3	6	2		3	3	4	6	8
Broncho-pneumonia (100)	753	117	98	92	73	45	28	20	30	31	40	75	104
Pneumonia (101)	1, 059	157	117	165	150	79	37	32	26	27	45	72	152
Diarrhea and enteritis [under 2 years] (113)	751	8	10	5	13	22	128	205	168	84	62	32	14
Diarrhea and enteritis [2 years and over] (114)	290	4	9	9	8	9	50	73	51	28	22	14	13
Nephritis (128, 129)	1, 420	133	123	128	107	121	113	122	108	105	116	119	125
Puerperal septicemia (146)	110	11	9	10	13	10	7	6	7	7	11	8	11
Other puerperal causes (143-145, 147-150)	214	12	13	23	26	15	20	23	12	19	11	19	21
Suicide (165-174)	200	20	10	21	13	22	12	14	16	14	20	19	19
Automobile accidents ¹ (188c)	288	22	13	20	20	26	20	16	25	28	34	26	38
Automobile—railroad-train collision (part of 188a)	19	1			4	2	2		1	1	1	4	3
Automobile—street-car collision (part of 188b)	3							1	1		1		
Other external causes (175-187, part of 188a, b, 188d-203)	1, 178	99	87	86	95	98	118	115	105	79	105	85	106
All other causes	7, 869	718	648	676	676	652	651	704	678	591	603	584	688
TENNESSEE (COLORED), all causes	9, 060	778	763	830	858	759	714	783	744	694	642	687	808
Typhoid and paratyphoid fever (1)	105	3	4	3		6	8	15	28	20	12	5	1
Malaria (5)	77	1	2	2	2	1	10	7	20	10	11	8	3
Smallpox (6)	1						1						
Measles (7)	58	5	12	13	15	9	4						
Scarlet fever (8)	4	1	1	1						1			
Whooping cough (9)	32	1	5	3	3	7	1	2	1	1	5	3	
Diphtheria (10)	35				3			3	3	7	9	5	4
Influenza (11)	463	38	42	62	73	42	25	9	10	10	17	26	109
Dysentery (16)	28	1		1			4	7	8	6		1	
Erysipelas (21)	10		2					1		1	1		4
Lethargic encephalitis (23)	3	1			1					1			1
Meningococcus meningitis (24)	9	1	1	2			1		1	1	1		1
Tuberculosis of the respiratory system (31)	1, 128	99	102	110	128	111	85	108	82	71	71	86	75
Other forms of tuberculosis (32-37)	152	10	13	14	7	26	14	16	13	11	14	4	10
Diabetes mellitus (57)	53	2	4	4	6	3	2	6	4	7	4	4	7
Cerebral hemorrhage and softening (74, 83)	478	43	43	32	41	50	38	40	36	35	43	31	46
Other [organic] diseases of the heart (90)	1, 004	81	78	95	81	84	89	82	85	88	82	74	85
Bronchitis (99)	40	5	3	4	4	3	1	3	3	3	4	4	3
Broncho-pneumonia (100)	249	36	34	24	29	23	18	9	7	10	16	19	24
Pneumonia (101)	542	71	61	87	88	39	23	13	14	19	22	39	66
Diarrhea and enteritis [under 2 years] (113)	127	4	1	3	1	3	23	39	24	19	5	2	3
Diarrhea and enteritis [2 years and over] (114)	71	4	5	3	1	6	15	11	7	9	4	5	1
Nephritis (128, 129)	612	51	42	42	59	41	49	55	52	63	41	52	65
Puerperal septicemia (146)	50	4	4	5	2	8	3	4	9	3	2	2	4
Other puerperal causes (143-145, 147-150)	72	6	8	7	9	5	5	5	6	4	9	5	3
Suicide (165-174)	14	1	4	1	1			5	1		1		
Automobile accidents ¹ (188c)	94	8	14	1	6	8	7	9	5		16	8	7
Automobile—railroad-train collision (part of 188a)	3	1											1
Automobile—street-car collision (part of 188b)	1					1							
Other external causes (175-187, part of 188a, b, 188d-203)	579	40	47	51	46	59	29	49	64	47	37	61	49
All other causes	2, 966	258	231	260	252	224	258	285	261	242	215	243	237

¹ Excludes collision with railroad trains and street cars.

CAUSES OF DEATH, BY MONTH OF OCCURRENCE

361

TABLE 10.—DEATHS (EXCLUSIVE OF STILLBIRTHS) FROM IMPORTANT CAUSES, BY MONTHS, IN EACH REGISTRATION STATE: 1928—Continued

[Numbers after causes of death correspond to those of the 1920 revision of the detailed International List]

AREA AND CAUSE OF DEATH	All deaths	Jan.	Feb.	Mar.	Apr.	May	June	July	Aug.	Sept.	Oct.	Nov.	Dec.
UTAH, all causes.....	5,109	440	431	435	419	447	383	369	338	324	391	460	672
Typhoid and paratyphoid fever (1).....	21	—	—	1	1	3	1	2	4	4	2	2	1
Malaria (5).....	1	—	—	—	—	—	—	—	1	—	—	—	—
Smallpox (6).....	2	1	—	—	1	—	—	—	—	—	—	—	—
Measles (7).....	1	—	—	—	—	—	—	—	—	—	—	—	—
Scarlet fever (8).....	13	3	1	1	1	—	—	—	—	—	1	3	2
Whooping cough (9).....	36	2	2	3	5	4	8	3	2	1	2	2	2
Diphtheria (10).....	17	2	1	2	1	2	—	—	—	1	1	3	4
Influenza (11).....	390	17	20	24	21	29	10	4	2	3	13	59	188
Dysentery (16).....	2	—	—	—	—	—	—	—	—	1	—	—	—
Erysipelas (21).....	10	3	2	1	1	—	—	1	1	—	—	—	1
Lethargic encephalitis (23).....	5	—	—	—	—	—	—	1	—	—	—	—	—
Meningococcus meningitis (24).....	83	13	13	6	8	5	1	1	3	1	3	4	25
Tuberculosis of the respiratory system (31).....	125	11	11	7	11	15	8	11	6	13	10	16	6
Other forms of tuberculosis (32-37).....	23	3	3	5	1	—	1	1	6	2	—	3	1
Diabetes mellitus (57).....	76	12	7	4	6	2	4	6	7	3	3	10	9
Cerebral hemorrhage and softening (74, 83).....	277	27	24	19	21	23	21	24	15	28	29	13	33
Other [organic] diseases of the heart (90).....	627	53	48	48	50	58	37	44	33	58	75	85	85
Bronchitis (99).....	16	4	2	3	1	—	—	1	—	—	—	—	—
Broncho-pneumonia (100).....	198	29	22	46	24	10	8	8	4	6	6	18	19
Pneumonia (101).....	269	42	21	25	28	26	14	14	8	12	22	25	32
Diarrhea and enteritis [under 2 years] (113).....	43	3	—	5	4	—	2	3	4	6	6	3	3
Diarrhea and enteritis [2 years and over] (114).....	17	—	2	—	—	3	—	—	—	3	3	2	—
Nephritis (123, 129).....	359	21	38	26	32	34	34	24	31	27	37	19	36
Puerperal septicemia (146).....	21	1	2	1	4	2	2	1	1	1	—	—	—
Other puerperal causes (143-145, 147-150).....	42	4	3	3	5	8	4	2	1	6	2	3	4
Suicide (165-174).....	51	4	1	2	3	3	11	6	5	1	4	3	3
Automobile accidents ¹ (188c).....	123	3	12	11	6	9	13	17	12	10	10	10	10
Automobile—railroad-train collision (part of 188a).....	13	1	—	—	—	1	—	—	1	—	9	—	—
Automobile—street-car collision (part of 188b).....	1	—	—	—	—	—	—	—	—	—	—	—	—
Other external causes (175-187, part of 188a, b, 188d-203).....	324	28	18	24	14	34	39	40	31	24	28	25	19
All other causes.....	1,923	162	175	167	169	170	163	154	164	130	136	161	182
VERMONT, all causes.....	4,888	443	428	441	402	429	396	356	364	399	407	364	459
Typhoid and paratyphoid fever (1).....	8	—	1	—	3	1	1	—	—	1	1	—	—
Malaria (5).....	—	—	—	—	—	—	—	—	—	—	—	—	—
Smallpox (6).....	—	—	—	—	—	—	—	—	—	—	—	—	—
Measles (7).....	—	—	—	—	—	—	—	—	—	—	—	—	—
Scarlet fever (8).....	6	—	—	—	1	—	2	—	—	—	1	1	1
Whooping cough (9).....	12	1	—	1	3	2	—	—	1	1	1	1	2
Diphtheria (10).....	10	—	—	1	—	—	1	—	—	—	1	4	3
Influenza (11).....	145	19	19	10	16	15	17	3	1	9	8	8	20
Dysentery (16).....	—	—	—	—	—	—	—	—	—	—	—	—	—
Erysipelas (21).....	12	1	1	2	1	2	1	—	—	1	—	1	2
Lethargic encephalitis (23).....	5	2	1	—	—	—	—	1	—	—	—	—	—
Meningococcus meningitis (24).....	5	1	—	—	—	—	—	—	1	—	1	1	1
Tuberculosis of the respiratory system (31).....	225	19	19	18	19	25	21	16	16	16	24	12	20
Other forms of tuberculosis (32-37).....	39	2	6	3	8	1	2	1	6	2	4	4	4
Diabetes mellitus (57).....	95	10	7	10	8	8	5	11	6	7	4	9	10
Cerebral hemorrhage and softening (74, 83).....	536	54	32	50	53	46	41	48	43	44	45	38	42
Other [organic] diseases of the heart (90).....	840	76	65	88	65	80	62	58	53	63	72	69	89
Bronchitis (99).....	28	5	2	2	3	3	2	1	2	1	1	2	4
Broncho-pneumonia (100).....	149	20	9	12	10	18	9	7	4	10	15	12	23
Pneumonia (101).....	196	27	23	24	15	26	14	2	6	6	16	16	21
Diarrhea and enteritis [under 2 years] (113).....	34	2	2	1	1	4	2	3	7	4	4	4	—
Diarrhea and enteritis [2 years and over] (114).....	19	1	—	1	3	—	—	2	3	4	4	—	1
Nephritis (123, 129).....	377	28	42	31	32	36	30	28	37	25	29	23	36
Puerperal septicemia (146).....	14	2	1	3	—	2	2	1	—	2	1	1	1
Other puerperal causes (143-145, 147-150).....	27	3	2	4	1	3	3	2	2	1	1	2	3
Suicide (165-174).....	42	1	3	4	3	2	7	7	6	2	3	2	2
Automobile accidents ¹ (188c).....	69	3	3	2	3	3	7	11	5	12	9	9	5
Automobile—railroad-train collision (part of 188a).....	3	—	1	—	—	—	2	—	—	—	—	—	—
Automobile—street-car collision (part of 188b).....	—	—	—	—	—	—	—	—	—	—	—	—	—
Other external causes (175-187, part of 188a, b, 188d-203).....	245	15	25	16	12	14	23	32	29	22	17	23	17
All other causes.....	1,747	164	164	158	142	138	144	122	136	166	150	121	152
VIRGINIA (WHITE), all causes.....	18,458	1,710	1,578	1,675	1,569	1,535	1,434	1,468	1,405	1,287	1,405	1,404	1,988
Typhoid and paratyphoid fever (1).....	102	15	4	2	5	6	6	7	20	13	9	10	5
Malaria (5).....	4	—	—	—	—	—	—	1	2	1	—	—	—
Smallpox (6).....	2	—	—	1	—	—	—	—	—	1	—	—	—
Measles (7).....	105	3	13	17	18	14	14	8	3	3	—	—	6
Scarlet fever (8).....	23	3	3	3	—	—	—	—	—	—	5	2	6
Whooping cough (9).....	81	5	9	9	7	10	4	12	6	6	2	3	8
Diphtheria (10).....	141	19	9	11	7	4	1	2	—	10	15	34	29
Influenza (11).....	732	95	79	77	49	45	30	11	6	13	18	35	274
Dysentery (16).....	114	—	—	—	4	2	10	29	30	14	16	4	5
Erysipelas (21).....	41	5	1	5	3	4	3	2	4	3	4	3	4
Lethargic encephalitis (23).....	22	3	—	—	2	5	2	1	1	3	1	2	1
Meningococcus meningitis (24).....	23	2	2	1	4	—	2	5	1	1	—	—	3
Tuberculosis of the respiratory system (31).....	1,069	107	96	93	115	96	86	84	68	51	90	77	106
Other forms of tuberculosis (32-37).....	134	8	11	15	16	9	6	15	12	10	15	5	12
Diabetes mellitus (57).....	206	16	20	21	16	22	20	20	8	6	16	20	21
Cerebral hemorrhage and softening (74, 83).....	1,299	110	110	122	112	118	107	122	89	103	95	104	107
Other [organic] diseases of the heart (90).....	2,594	258	223	243	203	245	207	193	171	158	215	201	277
Bronchitis (99).....	77	6	11	11	5	6	4	3	5	6	7	4	9
Broncho-pneumonia (100).....	510	73	59	69	53	43	24	19	22	18	31	33	66
Pneumonia (101).....	633	98	90	91	49	54	31	7	22	18	29	58	86
Diarrhea and enteritis [under 2 years] (113).....	346	12	8	9	6	9	29	79	82	55	35	14	8
Diarrhea and enteritis [2 years and over] (114).....	134	4	4	5	6	3	21	42	20	19	2	6	2
Nephritis (123, 129).....	1,808	178	151	163	190	156	143	127	126	129	138	144	163
Puerperal septicemia (146).....	76	7	10	5	5	8	3	3	3	8	6	10	8
Other puerperal causes (143-145, 147-150).....	160	14	11	20	12	16	15	12	16	8	12	10	14
Suicide (165-174).....	225	15	21	21	17	18	21	14	22	17	20	18	21
Automobile accidents ¹ (188c).....	302	17	14	23	12	26	27	32	29	39	30	25	28
Automobile—railroad-train collision (part of 188a).....	21	3	—	—	4	3	1	1	2	—	—	5	2
Automobile—street-car collision (part of 188b).....	2	—	—	—	—	—	—	—	—	—	—	1	1
Other external causes (175-187, part of 188a, b, 188d-203).....	931	74	69	64	70	53	103	84	101	69	72	75	97
All other causes.....	6,541	560	550	573	578	559	514	533	534	505	519	497	619

¹ Excludes collision with railroad trains and street cars.

MORTALITY STATISTICS

TABLE 10.—DEATHS (EXCLUSIVE OF STILLBIRTHS) FROM IMPORTANT CAUSES, BY MONTHS, IN EACH REGISTRATION STATE: 1928—Continued

[Numbers after causes of death correspond to those of the 1920 revision of the detailed International List]

AREA AND CAUSE OF DEATH	All deaths	Jan.	Feb.	Mar.	Apr.	May	June	July	Aug.	Sept.	Oct.	Nov.	Dec.
VIRGINIA (COLORED), all causes.....	11,753	965	968	1,039	1,017	973	990	1,021	951	887	935	888	1,119
Typhoid and paratyphoid fever (1).....	55	2	2	2	1	1	3	10	10	13	7	3	1
Malaria (5).....	9						1	3	1	1	1	2	
Smallpox (6).....	48	3	7	9	9	6	7	6				1	
Measles (7).....	3	1		1									
Scarlet fever (8).....	103	9	9	7	13	12	7	10	10	5	4	6	11
Whooping cough (9).....	45	4	3	1		2		2	2	4	11	8	8
Diphtheria (10).....	400	37	52	59	45	29	11	7	6	8	16	19	111
Influenza (11).....	76	1		1	3	5	15	23	14	6	4	3	1
Dysentery (16).....	6				1						1	1	3
Erysipelas (21).....	12	1	1	1	4	1			2		1		1
Lethargic encephalitis (23).....	9	2	2		1			1				3	
Meningococcus meningitis (24).....	1,154	89	78	110	119	116	111	96	91	95	85	76	88
Tuberculosis of the respiratory system (31).....	137	8	7	9	18	15	13	11	9	8	14	16	9
Other forms of tuberculosis (32-37).....	89	12	11	5	7	7	6	5	10	3	9	3	12
Diabetes mellitus (57).....	957	82	77	87	74	86	90	78	80	66	73	70	94
Cerebral hemorrhage and softening (74, 83).....	1,656	139	141	137	150	140	130	146	114	121	147	129	162
Other [organic] diseases of the heart (90).....	47	5	7	10	5	2		1	6		6	5	
Bronchitis (99).....	354	42	39	46	42	29	19	11	18	8	28	28	44
Broncho-pneumonia (100).....	525	71	78	67	64	37	22	14	16	16	31	44	65
Pneumonia (101).....	319	8	3	6	9	16	56	84	68	33	21	6	9
Diarrhea and enteritis [under 2 years] (113).....	85	2	5	3	1	6	7	18	13	19	3	6	2
Diarrhea and enteritis [2 years and over] (114).....	1,064	75	88	89	85	106	92	72	96	97	97	83	84
Nephritis (128, 129).....	67	8	4	6	4	4	4	8	6	2	10	2	9
Puerperal septicemia (146).....	122	9	11	10	12	11	14	8	8	6	11	14	14
Other puerperal causes (143-145, 147-150).....	7	1	1		1				1		2	2	1
Suicide (165-174).....	110	4	8	6	6	6	9	10	15	12	12	12	10
Automobile accidents ¹ (188c).....	9								4			5	
Automobile-railroad-train collision (part of 188a).....													
Automobile-street-car collision (part of 188b).....													
Other external causes (175-187, part of 188a, b, 188d-203).....	574	43	43	38	42	46	45	61	59	34	45	60	58
All other causes.....	3,711	307	291	329	301	290	329	336	292	328	302	284	322
WASHINGTON, all causes.....	16,723	1,448	1,356	1,468	1,358	1,377	1,288	1,353	1,270	1,257	1,311	1,282	1,955
Typhoid and paratyphoid fever (1).....	32	3	1	1	3	6		2	4	5	3	3	1
Malaria (5).....	1	1											
Smallpox (6).....	21	9	1	5	1	2					1	1	1
Measles (7).....	16	4	1	2	1	1	1			1	1		4
Scarlet fever (8).....	18	1	2	1	1	4	1			3		9	3
Whooping cough (9).....	48	6	3	4	4	4	2	3	1	1	3	1	8
Diphtheria (10).....	585	57	39	49	29	27	17	16	8	17	23	35	268
Influenza (11).....	16					1		2	2	4	2	5	3
Dysentery (16).....	14	1	2			1				3	2	2	7
Erysipelas (21).....	39	3	5	5	1	6	1	2	3	2	2	5	7
Lethargic encephalitis (23).....	82	5	10	8	13	9	10	4	3	4	4	5	7
Meningococcus meningitis (24).....	917	86	86	88	83	82	68	74	79	67	73	56	75
Tuberculosis of the respiratory system (31).....	138	12	16	15	14	17	9	12	12	4	8	11	8
Other forms of tuberculosis (32-37).....	286	31	20	23	19	16	22	19	22	26	12	30	46
Diabetes mellitus (57).....	1,388	116	124	123	102	111	116	125	118	102	96	125	130
Cerebral hemorrhage and softening (74, 83).....	2,605	228	202	259	219	230	217	193	194	171	226	188	278
Other [organic] diseases of the heart (90).....	59	8	2	9	5	1	1	5	3	4	6	2	13
Bronchitis (99).....	385	49	35	32	33	20	14	22	14	20	32	25	89
Broncho-pneumonia (100).....	602	81	59	52	44	41	33	35	15	36	40	52	114
Pneumonia (101).....	82	6	5	6	5	7	5	5	7	13	13	5	5
Diarrhea and enteritis [under 2 years] (113).....	69	3	10	3	8	3	3	3	13	9	8	4	2
Diarrhea and enteritis [2 years and over] (114).....	1,098	89	94	97	108	95	99	76	77	90	77	86	110
Nephritis (128, 129).....	78	7	10	5	6	7	9	8	9	7	3	2	5
Puerperal septicemia (146).....	89	5	7	5	9	7	10	8	2	4	5	14	13
Other puerperal causes (143-145, 147-150).....	351	23	20	25	33	35	21	48	35	27	29	24	31
Suicide (165-174).....	424	25	19	23	31	34	30	47	41	51	42	36	45
Automobile accidents ¹ (188c).....	30	1	1	1	1	2	1	1	6	6	6	3	1
Automobile-railroad-train collision (part of 188a).....	16	2	3	3			4		3				
Automobile-street-car collision (part of 188b).....	1,119	80	76	77	95	97	94	119	114	69	103	91	104
Other external causes (175-187, part of 188a, b, 188d-203).....	6,115	506	503	547	490	511	500	524	484	511	491	465	583
All other causes.....													
WEST VIRGINIA, all causes.....	17,507	1,504	1,424	1,562	1,480	1,459	1,211	1,288	1,374	1,411	1,420	1,402	1,972
Typhoid and paratyphoid fever (1).....	175	9	6	8	10	12	8	17	19	27	26	21	12
Malaria (5).....	2	2											
Smallpox (6).....	4		1	1	2							3	1
Measles (7).....	52	5	5	10	10	6	5	3	2	2		3	5
Scarlet fever (8).....	43	1	5	4	3	7	3	1	3	3	2	6	5
Whooping cough (9).....	59	6	2		9	5	1	4	1	3	3	11	14
Diphtheria (10).....	132	20	13	12	6	6	3	3	2	8	20	21	18
Influenza (11).....	995	64	57	55	78	106	71	18	8	28	35	34	441
Dysentery (16).....	32	1		1					2	13	12	1	2
Erysipelas (21).....	38	2	9	2	4	3	4	1	2	2	5	2	2
Lethargic encephalitis (23).....	3			1								1	
Meningococcus meningitis (24).....	24	1	3	4	4	2	1	4	1	1		2	1
Tuberculosis of the respiratory system (31).....	1,079	81	106	123	113	99	100	79	80	60	61	74	103
Other forms of tuberculosis (32-37).....	151	9	16	12	15	19	7	15	3	14	14	17	10
Diabetes mellitus (57).....	189	22	16	15	16	10	10	7	12	13	19	10	33
Cerebral hemorrhage and softening (74, 83).....	998	95	89	102	97	104	71	69	56	89	77	88	61
Other [organic] diseases of the heart (90).....	1,778	141	151	183	150	139	123	149	119	122	140	160	201
Bronchitis (99).....	46	7	1	4	5	3	4	3	3	1	6	5	4
Broncho-pneumonia (100).....	521	67	66	86	52	46	20	17	9	26	28	42	62
Pneumonia (101).....	689	77	76	91	70	67	25	15	27	25	44	55	117
Diarrhea and enteritis [under 2 years] (113).....	852	31	41	30	21	30	31	86	185	188	140	44	25
Diarrhea and enteritis [2 years and over] (114).....	163	5	4	9	7	10	6	14	52	34	11	7	4
Nephritis (128, 129).....	1,303	118	128	111	109	89	106	102	111	109	95	101	124
Puerperal septicemia (146).....	84	12	7	9	7	8	6	4	7	8	4	7	5
Other puerperal causes (143-145, 147-150).....	162	17	14	13	18	18	10	8	10	9	14	17	14
Suicide (165-174).....	158	12	6	10	11	12	12	20	15	12	17	17	14
Automobile accidents ¹ (188c).....	283	19	10	26	18	14	20	32	27	30	27	29	31
Automobile-railroad-train collision (part of 188a).....	16	1						1		4	9	1	
Automobile-street-car collision (part of 188b).....	2												
Other external causes (175-187, part of 188a, b, 188d-203).....	1,723	157	114	129	128	153	140	167	167	117	138	162	151
All other causes.....	5,751	522	478	511	517	484	424	448	451	463	473	464	516

¹ Excludes collision with railroad trains and street cars.

CAUSES OF DEATH, BY MONTH OF OCCURRENCE

363

TABLE 10.—DEATHS (EXCLUSIVE OF STILLBIRTHS) FROM IMPORTANT CAUSES, BY MONTHS, IN EACH REGISTRATION STATE: 1928—Continued

[Numbers after causes of death correspond to those of the 1920 revision of the detailed International List]

AREA AND CAUSE OF DEATH	All deaths	Jan.	Feb.	Mar.	Apr.	May	June	July	Aug.	Sept.	Oct.	Nov.	Dec.
WISCONSIN, all causes.....	31,788	2,664	2,512	2,679	2,889	3,119	2,482	2,356	2,268	2,183	2,397	2,481	3,758
Typhoid and paratyphoid fever (1).....	24	1	2	2	3	3	2		1	3	2	3	2
Malaria (5).....	2												
Smallpox (6).....	2				2					1	1		
Measles (7).....	12	1	2			5	1	1				2	
Scarlet fever (8).....	75	3	7	7	12	7	6	5	3	3	4	7	11
Whooping cough (9).....	79	5	3	4	8	9	6	5	10	6	8	3	12
Diphtheria (10).....	98	7	11	6	11	7	10	9	3	8	8	6	12
Influenza (11).....	1,347	63	60	74	183	235	64	25	10	20	27	44	542
Dysentery (16).....	22		2			1	3	1	5	6	1	1	2
Erysipelas (21).....	90	11	10	12	9	11	12	2	4	2	4	1	12
Lethargic encephalitis (23).....	47	2	4	6	6	6	3	4	1	6	3	5	1
Meningococcus meningitis (24).....	112	9	8	17	14	15	10	8		4	7	9	11
Tuberculosis of the respiratory system (31).....	1,463	136	123	125	145	172	132	102	114	101	94	99	120
Other forms of tuberculosis (32-37).....	241	16	26	17	16	27	26	23	20	20	14	18	18
Diabetes mellitus (57).....	642	59	57	55	71	52	50	35	48	43	38	52	82
Cerebral hemorrhage and softening (74, 83).....	2,610	217	208	221	223	239	202	213	190	181	203	217	296
Other [organic] diseases of the heart (90).....	5,125	409	430	423	449	520	436	374	356	329	367	403	629
Bronchitis (99).....	189	18	14	21	13	24	15	5	8	10	16	15	30
Broncho-pneumonia (100).....	1,141	107	97	94	141	128	80	58	33	42	77	83	201
Pneumonia (101).....	1,365	160	118	136	167	158	82	47	27	40	75	108	247
Diarrhea and enteritis [under 2 years] (113).....	358	26	19	44	44	38	33	23	24	40	21	15	31
Diarrhea and enteritis [2 years and over] (114).....	105	5	7	11	8	5	5	9	17	11	14	6	7
Nephritis (128, 129).....	2,137	178	175	177	196	193	180	143	158	170	194	181	192
Puerperal septicemia (146).....	103	8	9	16	5	14	7	5	8	5	9	8	9
Other puerperal causes (143-145, 147-150).....	230	19	18	13	32	22	22	23	12	15	21	10	23
Suicide (165-174).....	404	24	29	41	44	36	42	40	37	29	26	29	27
Automobile accidents ¹ (188c).....	620	36	35	22	27	44	42	73	74	68	67	64	68
Automobile—railroad-train collision (part of 188a).....	65	4	2	8	2	3	8	6	5	8	4	6	9
Automobile—street-car collision (part of 188b).....	13	1		2			1			5		3	1
Other external causes (175-187, part of 188a, b, 188d-203).....	1,513	110	123	108	87	124	134	191	172	121	116	113	114
All other causes.....	11,554	1,029	913	1,017	971	1,021	868	926	928	886	976	970	1,049
WYOMING, all causes.....	2,155	174	146	204	193	205	172	154	166	164	173	142	262
Typhoid and paratyphoid fever (1).....	8				1		3	1	1	2			
Malaria (5).....													
Smallpox (6).....													
Measles (7).....	8	2		1	2		2	1					
Scarlet fever (8).....	11		1	1		1	1			1	2	1	3
Whooping cough (9).....	34	2	4	1	2	6	4	6	4	3	2		
Diphtheria (10).....	14	1	1			2	3	1			2	3	1
Influenza (11).....	175	8	9	19	25	13	8	1	2	1	4	6	79
Dysentery (16).....	5									2			1
Erysipelas (21).....	8		1	2	2	2						1	
Lethargic encephalitis (23).....	6					2		1			1	1	1
Meningococcus meningitis (24).....	13	2	3	3	2			1			1	1	1
Tuberculosis of the respiratory system (31).....	64	6	1	6	9	2	8	5	7	4	5	3	8
Other forms of tuberculosis (32-37).....	20				6	3	1		5	1	2	2	
Diabetes mellitus (57).....	27	1		3	4	1	3	5	1	2	2	1	4
Cerebral hemorrhage and softening (74, 83).....	121	14	7	13	13	8	3	10	10	13	13	5	12
Other [organic] diseases of the heart (90).....	216	25	23	18	16	18	13	12	19	13	19	16	24
Bronchitis (99).....	4				1		3						
Broncho-pneumonia (100).....	68	6	7	14	5	5	6	2	1	3	5	4	10
Pneumonia (101).....	97	11	9	12	9	5	10	2	1	5	11	10	12
Diarrhea and enteritis [under 2 years] (113).....	30	2		2	5	4	2	1	3	7	3	1	
Diarrhea and enteritis [2 years and over] (114).....	13			1			1			4	4		
Nephritis (128, 129).....	116	10	5	10	7	14	16	7	6	10	12	11	9
Puerperal septicemia (146).....	11	2		2		1				1		2	3
Other puerperal causes (143-145, 147-150).....	18		2	2	4			3		1	2		1
Suicide (165-174).....	39	4	2	5	3	6	2	4	2	2	1	2	6
Automobile accidents ¹ (188c).....	59	1	1	2	2	9	8	11	10	4	5	5	1
Automobile—railroad-train collision (part of 188a).....	1											1	
Automobile—street-car collision (part of 188b).....													
Other external causes (175-187, part of 188a, b, 188d-203).....	211	18	10	13	10	21	19	15	30	24	20	15	14
All other causes.....	758	59	58	72	64	79	57	65	63	61	58	50	72

¹ Excludes collision with railroad trains and street-cars.

MORTALITY STATISTICS

TABLE 10 A.—DEATHS (EXCLUSIVE OF STILLBIRTHS) FROM IMPORTANT CAUSES, BY MONTHS, IN LARGE CITIES: 1928

[Numbers after causes of death correspond to those of the 1920 revision of the detailed International List. Cities of 100,000 population or more on January 1, 1920, are included, and those with a minimum of 25,000 colored population on that date are shown by color]

AREA AND CAUSE OF DEATH	All deaths	Jan.	Feb.	Mar.	Apr.	May	June	July	Aug.	Sept.	Oct.	Nov.	Dec.
BIRMINGHAM, ALA. (WHITE), all causes.	1,829	159	147	151	145	178	153	142	144	121	141	140	208
Typhoid and paratyphoid fever (1)	7		1				2	2	1		1		
Malaria (5)	6							2		2			1
Smallpox (6)													
Measles (7)	11		4	1	1	3	2						
Scarlet fever (8)	1										1		
Whooping cough (9)	4						1	1	1				1
Diphtheria (10)	7	1	3								1		2
Influenza (11)	101	16	5	7	6	14	4		1		3	1	44
Dysentery (16)	5					1		2	1			1	
Erysipelas (21)	8	1	1				2			1			2
Lethargic encephalitis (23)	1											1	
Meningococcus meningitis (24)	4	1		1	1				1				
Tuberculosis of the respiratory system (31)	51	7	5	9	2	3	3	1	2	4	9	2	4
Other forms of tuberculosis (32-37)	13	3	1	1	1		5	1	1				
Diabetes mellitus (57)	26	5	2	4	5	2	2		1	3		1	1
Cerebral hemorrhage and softening (74, 83)	102	6	6	7	7	16	11	4	7	10	4	12	12
Other [organic] diseases of the heart (90)	179	13	10	13	18	18	19	13	10	13	15	16	21
Bronchitis (99)	4		2	1								1	
Broncho-pneumonia (100)	44	8	7	3	7	7	4		1	4	1	1	4
Pneumonia (101)	131	12	14	11	15	18	2	9	1	3	12	13	21
Diarrhea and enteritis [under 2 years] (113)	55	1	3	3		1	6	12	13	8	5	2	1
Diarrhea and enteritis [2 years and over] (114)	9			1		1		3				2	2
Nephritis (128, 129)	101	12	9	7	12	11	8	8	7	5	5	6	11
Puerperal septicemia (146)	11		1	1	2	1	2	1			1	1	1
Other puerperal causes (143-145, 147-150)	27	1	4	1	4	1	1	2	4	2	1	1	5
Suicide (165-174)	30	1	1	3	1	2	1	5	4	2	3	6	1
Automobile accidents ¹ (188c)	48	3	6	3	4	4	6	3	6	2	3	5	3
Automobile—railroad-train collision (part of 188a)	6		3	1		2							
Automobile—street-car collision (part of 188b)	4					1	1					1	
Other external causes (175-187, part of 188a, b, 188d-203)	103	12	4	14	7	6	11	11	6	7	13	10	2
All other causes	730	55	55	59	55	66	59	62	76	55	62	57	69
BIRMINGHAM, ALA. (COLORED), all causes.	2,053	196	150	172	189	198	172	172	174	154	124	142	210
Typhoid and paratyphoid fever (1)	10		1				1	5	2	1			
Malaria (5)	3	1							1		1		
Smallpox (6)													
Measles (7)	7					4	2						1
Scarlet fever (8)													
Whooping cough (9)	21	1	2	1	1			3	4	2	3		4
Diphtheria (10)	2												
Influenza (11)	93	8	4	14	9	19	5	5	1	2	2	2	22
Dysentery (16)	3	2				1							
Erysipelas (21)	2										1	1	
Lethargic encephalitis (23)	1								1				
Meningococcus meningitis (24)					3		1						
Tuberculosis of the respiratory system (31)	188	19	11	13	19	24	16	13	15	16	14	10	18
Other forms of tuberculosis (32-37)	30	7	3	7	1		5	5	3	4	2	1	
Diabetes mellitus (57)	13	1	2	2			2	1	2	1		2	
Cerebral hemorrhage and softening (74, 83)	122	11	12	10	12	9	11	11	13	9	10	6	8
Other [organic] diseases of the heart (90)	218	22	12	24	29	16	12	22	16	13	13	16	23
Bronchitis (99)	5		1		1	1	4						1
Broncho-pneumonia (100)	53	7	4	3	6	7	4						7
Pneumonia (101)	176	24	14	18	16	35	10	3	10	6	9	9	22
Diarrhea and enteritis [under 2 years] (113)	29	1		2		1	6	6	5	4	2		2
Diarrhea and enteritis [2 years and over] (114)	8					1			3		2		
Nephritis (128, 129)	117	8	5	7	14	9	10	12	15	16	6	7	9
Puerperal septicemia (146)	17	3		1		3	3	5	1			1	2
Other puerperal causes (143-145, 147-150)	16	1	2		2	3	2	2	1		2		1
Suicide (165-174)	4						2	1					1
Automobile accidents ¹ (188c)	15	1		3					1	3	1	2	4
Automobile—railroad-train collision (part of 188a)	1			1									
Automobile—street-car collision (part of 188b)													
Other external causes (175-187, part of 188a, b, 188d-203)	186	14	18	17	16	17	18	14	13	12	13	18	16
All other causes	709	64	59	58	58	51	63	62	66	60	39	60	69
LOS ANGELES, CALIF. (WHITE), all causes.	12,860	1,206	1,152	1,046	1,031	972	923	947	876	847	988	1,223	1,649
Typhoid and paratyphoid fever (1)	22	3	4	2		2	1			4	2	1	3
Malaria (5)													
Smallpox (6)													
Measles (7)	6				1	1	1	2			1		
Scarlet fever (8)	7			2								2	3
Whooping cough (9)	95	3	7	2	9	13	8	6	6	10	4	9	18
Diphtheria (10)	76	13	8	6	7	9	3	3	7	1	5	8	6
Influenza (11)	361	19	15	6	3	6	2	4	4	3	9	76	209
Dysentery (16)	13	1	3		3					2	2	2	
Erysipelas (21)	18	1	4	1		3	1	3		1		1	3
Lethargic encephalitis (23)	6												
Meningococcus meningitis (24)	31	2	4	3	3		3		2	1	1	2	
Tuberculosis of the respiratory system (31)	1,070	90	91	101	92	96	88	99	74	82	80	85	92
Other forms of tuberculosis (32-37)	149	11	13	18	20	4	9	20	12	5	12	15	10
Diabetes mellitus (57)	213	23	17	27	19	11	13	18	11	10	17	23	24
Cerebral hemorrhage and softening (74, 83)	822	76	72	69	57	74	59	67	51	46	76	77	99
Other [organic] diseases of the heart (90)	2,032	209	176	157	154	143	124	134	132	128	150	201	324
Bronchitis (99)	65	12	8	1	2	3	5	2	5	2	7	4	14
Broncho-pneumonia (100)	464	50	52	37	27	22	26	30	20	24	25	54	97
Pneumonia (101)	394	62	48	33	27	19	11	11	11	16	22	65	69
Diarrhea and enteritis [under 2 years] (113)	127	10	7	9	10	11	13	8	14	14	10	9	12
Diarrhea and enteritis [2 years and over] (114)	41		1	3	4	2	5	2			4	6	5
Nephritis (128, 129)	1,013	105	92	70	85	78	92	66	70	69	68	112	106
Puerperal septicemia (146)	51	3	5	5	4	8	4	2	5	3	5	3	4
Other puerperal causes (143-145, 147-150)	58	5	6	5	2	8	2	4	3	6	1	3	13
Suicide (165-174)	273	24	24	27	35	15	19	18	22	22	22	23	22
Automobile accidents ¹ (188c)	313	32	31	27	21	22	19	25	28	24	23	27	34
Automobile—railroad-train collision (part of 188a)	9		4	2	1	1						1	
Automobile—street-car collision (part of 188b)	9	1	2	1			1	1	1		2		
Other external causes (175-187, part of 188a, b, 188d-203)	548	40	45	60	52	39	34	38	37	46	51	48	58
All other causes	4,574	409	413	372	387	382	380	381	354	325	389	364	418

¹ Excludes collision with railroad trains and street cars.

CAUSES OF DEATH, BY MONTH OF OCCURRENCE

365

TABLE 10 A.—DEATHS (EXCLUSIVE OF STILLBIRTHS) FROM IMPORTANT CAUSES, BY MONTHS, IN LARGE CITIES: 1928—Continued

[See note at head of this table, p. 364]

AREA AND CAUSE OF DEATH	All deaths	Jan.	Feb.	Mar.	Apr.	May	June	July	Aug.	Sept.	Oct.	Nov.	Dec.
LOS ANGELES, CALIF. (COLORED), all causes	798	56	64	68	78	64	51	78	57	55	70	73	84
Typhoid and paratyphoid fever (1)	2										1		1
Malaria (5)													
Smallpox (6)													
Measles (7)													
Scarlet fever (8)													
Whooping cough (9)	6	1				2		1			2		
Diphtheria (10)	4	1	1										1
Influenza (11)	20		1	1			1	3		1	2		11
Dysentery (16)													
Erysipelas (21)	3			1	2								
Lethargic encephalitis (23)													
Meningococcus meningitis (24)	1										1		
Tuberculosis of the respiratory system (31)	139	12	14	11	15	14	5	14	11	10	7	14	12
Other forms of tuberculosis (32-37)	23		3	2	2	5	2		2	3	2		2
Diabetes mellitus (57)	10		2		1	1	1	1				2	2
Cerebral hemorrhage and softening (74, 83)	35	2	2	1	2	5	1	8	3	1	3	4	3
Other [organic] diseases of the heart (90)	89	10	5	6	9	5	6	8	5	5	8	12	10
Bronchitis (99)	4		1	1	1						1	1	1
Broncho-pneumonia (100)	25	1	5	4	2	2	5		2		1	1	2
Pneumonia (101)	38		3	3	5	4	1	2	2		4	7	7
Diarrhea and enteritis [under 2 years] (113)	8	1		1	1	2	1		1			1	
Diarrhea and enteritis [2 years and over] (114)	3		1		1					1			
Nephritis (128, 129)	69	8	7	9	8	4	2	7	5	4	5	6	4
Puerperal septicemia (146)	3		1				1						1
Other puerperal causes (143-145, 147-150)	3		1			1			1				
Suicide (165-174)	17		2	2	1		3	2	3	1	1	1	1
Automobile accidents ¹ (188c)	24	1	3	2	4	1	1	1	1	2	2	2	4
Automobile—railroad-train collision (part of 188a)													
Automobile—street-car collision (part of 188b)													
Other external causes (175-187, part of 188a, b, 188d-203)	50	3		3	6	4	4	5	2	7	3	7	6
All other causes	222	16	12	22	18	14	17	26	19	19	27	16	16
OAKLAND, CALIF., all causes	3,174	266	293	280	248	263	233	229	222	237	270	315	318
Typhoid and paratyphoid fever (1)	3			1			1			1			
Malaria (5)													
Smallpox (6)													
Measles (7)	1			1									
Scarlet fever (8)	7	3	2	1							1		
Whooping cough (9)	5				2	1					1		
Diphtheria (10)	28	3	5	1	1	6	1	4	1	2	1	2	1
Influenza (11)	80	3	6	6	3	1	3		3	1	11	25	18
Dysentery (16)	2		1									1	
Erysipelas (21)	6	1		1	2	1			1				
Lethargic encephalitis (23)	2			1	1								
Meningococcus meningitis (24)	4	1										1	2
Tuberculosis of the respiratory system (31)	127	10	12	11	7	12	13	10	9	9	8	13	13
Other forms of tuberculosis (32-37)	33	3	2	1	6	1	5	5	3	3	1	1	2
Diabetes mellitus (57)	58	8	5	5	5	7	4	2	6	3	4	5	5
Cerebral hemorrhage and softening (74, 83)	278	30	28	21	20	20	14	17	19	21	22	27	39
Other [organic] diseases of the heart (90)	629	48	65	48	56	53	46	40	49	48	53	61	62
Bronchitis (99)	16	1	4		3	2	1				1	1	3
Broncho-pneumonia (100)	119	7	17	17	6	7	10	5	2	8	11	13	16
Pneumonia (101)	108	6	12	9	15	7	5	5	3	10	6	12	13
Diarrhea and enteritis [under 2 years] (113)	14	1	2	3	1			1			2	2	2
Diarrhea and enteritis [2 years and over] (114)	10	1	1	1	1							1	
Nephritis (128, 129)	191	21	16	15	15	16	21	20	11	12	13	9	22
Puerperal septicemia (146)	10		3		1	1	1	2		1		1	
Other puerperal causes (143-145, 147-150)	19	1	2	2	5	1	1	3		1	1		2
Suicide (165-174)	92	12	6	8	3	3	9	7	15	6	5	9	9
Automobile accidents ¹ (188c)	72	6	5	7	4	5	2	7	6	6	7	13	4
Automobile—railroad-train collision (part of 188a)	8	2		1	3	1					1		
Automobile—street-car collision (part of 188b)	1						1						
Other external causes (175-187, part of 188a, b, 188d-203)	161	14	16	14	12	11	8	16	8	17	15	12	18
All other causes	1,095	84	84	104	76	104	86	85	86	88	106	105	87
SAN FRANCISCO, CALIF., all causes	8,268	769	653	718	710	664	627	641	620	624	638	776	828
Typhoid and paratyphoid fever (1)	20			1	1	2	5	3	2	4	1	1	
Malaria (5)	1						1						
Smallpox (6)													
Measles (7)	1			1									
Scarlet fever (8)	5	1	1	1				1					1
Whooping cough (9)	12			3	2	1		2	1		2	1	
Diphtheria (10)	20	2	5	1	2	4	2	1	2			1	
Influenza (11)	130	6	8	6	1	4	4	3	3		22	38	32
Dysentery (16)	3					1		1		1			
Erysipelas (21)	15	2	6					2	1	1	2		1
Lethargic encephalitis (23)	8			1	1		1	1		1	1	1	1
Meningococcus meningitis (24)	28	2	3	1	1			3	2	1		2	8
Tuberculosis of the respiratory system (31)	564	59	57	48	62	47	40	42	45	33	39	39	53
Other forms of tuberculosis (32-37)	72	6	7	8	8	6	8	6	7	2	4	4	6
Diabetes mellitus (57)	135	8	11	12	13	13	13	9	13	12	6	12	13
Cerebral hemorrhage and softening (74, 83)	514	36	51	43	34	41	44	40	50	42	42	46	45
Other [organic] diseases of the heart (90)	1,591	189	144	142	126	133	132	109	97	90	123	148	158
Bronchitis (99)	19		3	2	3	1	3	1				4	2
Broncho-pneumonia (100)	275	36	21	30	26	14	13	16	11	14	24	40	30
Pneumonia (101)	245	28	21	28	15	19	17	13	12	19	16	21	36
Diarrhea and enteritis [under 2 years] (113)	12	2	1		1		3	1		1	1		2
Diarrhea and enteritis [2 years and over] (114)	11		2	2	1	1	1	1		1	1	1	
Nephritis (128, 129)	877	61	60	81	87	70	64	56	79	67	76	94	82
Puerperal septicemia (146)	17	1	2	3	2	2		3	1			2	1
Other puerperal causes (143-145, 147-150)	28	3		3	3	1	1	4	3	2	3	3	2
Suicide (165-174)	245	19	19	16	20	21	18	22	29	20	18	21	22
Automobile accidents ¹ (188c)	138	21	9	5	10	6	6	12	18	11	7	16	17
Automobile—railroad-train collision (part of 188a)	1				1								
Automobile—street-car collision (part of 188b)	6												
Other external causes (175-187, part of 188a, b, 188d-203)	389	42	36	31	30	31	26	37	21	34	17	33	51
All other causes	2,891	244	186	249	260	246	225	252	223	264	233	245	264

¹ Excludes collision with railroad trains and street cars.

TABLE 10 A.—DEATHS (EXCLUSIVE OF STILLBIRTHS) FROM IMPORTANT CAUSES, BY MONTHS, IN LARGE CITIES: 1928—Continued

[See note at head of this table, p. 364]

AREA AND CAUSE OF DEATH	All deaths	Jan.	Feb.	Mar.	Apr.	May	June	July	Aug.	Sept.	Oct.	Nov.	Dec.
DENVER, COLO., all causes.....	4,684	446	405	415	404	378	314	275	310	356	357	367	657
Typhoid and paratyphoid fever (1).....	8		1	1	1	1	1			2			1
Malaria (5).....													
Smallpox (6).....													
Measles (7).....	2		1				1						
Scarlet fever (8).....	3	1			1				1				
Whooping cough (9).....	14	1	1	2	1			3	2	2	1	1	
Diphtheria (10).....	12	1	1	3		5							1
Influenza (11).....	357	26	19	35	26	21	3	4	3	5	9	22	184
Dysentery (16).....	2									1	1		
Erysipelas (21).....	14	8	1		1	2			1				1
Lethargic encephalitis (23).....	9				1	2			1				2
Meningococcus meningitis (24).....	69	6	8	13	7	4	1	3	1	9	2	2	13
Tuberculosis of the respiratory system (31).....	390	39	36	35	36	33	29	25	27	26	22	37	35
Other forms of tuberculosis (32-37).....	37	3	5	4	3	4	3	2	4	2	2	3	2
Diabetes mellitus (57).....	84	10	6	7	7	5	6	5	7	9	4	7	11
Cerebral hemorrhage and softening (74, 83).....	288	29	16	26	21	29	16	25	23	15	26	25	17
Other [organic] diseases of the heart (90).....	585	57	49	50	39	43	36	37	32	51	54	52	81
Bronchitis (99).....	14				2	2	1			1	1	1	4
Broncho-pneumonia (100).....	152	20	15	10	18	12	13	4	7	5	8	10	30
Pneumonia (101).....	259	38	33	30	20	23	9	7	8	6	13	20	52
Diarrhea and enteritis [under 2 years] (113).....	61	3	5	4	2	4	3	1	7	18	4	9	1
Diarrhea and enteritis [2 years and over] (114).....	17									5	1	2	2
Nephritis (128, 129).....	310	31	27	26	27	23	37	13	19	26	23	22	36
Puerperal septicemia (146).....	27	3	3	2	2	2	1	1	2	4	4	2	1
Other puerperal causes (143-145, 147-150).....	38	2	3	8	3	5	8	2	1	2	3	5	3
Suicide (165-174).....	80	10	8	7	6	7	7	4	8	5	3	3	11
Automobile accidents ¹ (188c).....	55	4	6	2	7	5	2	3	6	2	10	6	3
Automobile—railroad-train collision (part of 188a).....	1			1									
Automobile—street-car collision (part of 188b).....													
Other external causes (175-187, part of 188a, b, 188d-203).....	181	18	17	15	19	12	11	14	18	17	10	19	11
All other causes.....	1,645	135	141	134	152	133	132	118	133	139	153	120	156
BRIDGEPORT, CONN., all causes.....	1,721	149	164	187	156	166	119	124	137	116	126	143	134
Typhoid and paratyphoid fever (1).....	1								1				
Malaria (5).....													
Smallpox (6).....													
Measles (7).....	9		1		1	3	2	1		1			
Scarlet fever (8).....	2												
Whooping cough (9).....	19	1	3	1	1	1	3	1	4	2	1	1	1
Diphtheria (10).....	25	4	4	1	2	2	2	1	1	2	1	6	1
Influenza (11).....	32	4	2	3	5	3	4			2	4	2	3
Dysentery (16).....	1		1										
Erysipelas (21).....	7	2		3	1		1						
Lethargic encephalitis (23).....	4												
Meningococcus meningitis (24).....	3		1	1		1							1
Tuberculosis of the respiratory system (31).....	91	10	15	7	8	12	6	7	4	2	4	10	6
Other forms of tuberculosis (32-37).....	14			1	1	1	5	2			3		3
Diabetes mellitus (57).....	24	4	3	2	2	1	3	7	3	3	2	2	15
Cerebral hemorrhage and softening (74, 83).....	126	13	13	10	12	9	3	7	8	9	15	12	15
Other [organic] diseases of the heart (90).....	315	21	28	32	27	26	20	28	27	24	24	31	27
Bronchitis (99).....	5	1		1		1					1		
Broncho-pneumonia (100).....	58		6	14	6	12	3		1	5	5	2	4
Pneumonia (101).....	37	7	9	9	15	15	8		2	2	5	11	4
Diarrhea and enteritis [under 2 years] (113).....	13	3	1		1	1	8	4	1	2			
Diarrhea and enteritis [2 years and over] (114).....	2												
Nephritis (128, 129).....	113	9	10	19	9	13	8	6	13	7	3	8	1
Puerperal septicemia (146).....	5					2			1		1		1
Other puerperal causes (143-145, 147-150).....	14	3		1		2		3	1		1	3	
Suicide (165-174).....	24	4	2	2	2	2	1		1	1	5	4	1
Automobile accidents ¹ (188c).....	44	2	4	2	2	2	3	1	6	6	3	9	4
Automobile—railroad-train collision (part of 188a).....	2												
Automobile—street-car collision (part of 188b).....													
Other external causes (175-187, part of 188a, b, 188d-203).....	95	12	4	7	7	4	10	13	14	9	6	5	4
All other causes.....	586	49	57	70	55	52	38	46	51	39	42	37	50
HARTFORD, CONN., all causes.....	2,146	192	175	183	219	224	155	152	166	144	187	148	201
Typhoid and paratyphoid fever (1).....	2	1	1										
Malaria (5).....													
Smallpox (6).....													
Measles (7).....	15					4							
Scarlet fever (8).....	2				1	1	7	4					
Whooping cough (9).....	10		1	1	1				2		8		
Diphtheria (10).....	22	2	6	2	2	2	1		1	3	5	1	
Influenza (11).....	17	2	1	3	1	1	5	1			1		2
Dysentery (16).....													
Erysipelas (21).....	6	1			1	2	1						1
Lethargic encephalitis (23).....	3												
Meningococcus meningitis (24).....	3							2		1			1
Tuberculosis of the respiratory system (31).....	90	8	9	13	6	8	3	8	1	1	4	6	10
Other forms of tuberculosis (32-37).....	19	1	9	2	4	7	1	1	1	1	5	1	
Diabetes mellitus (57).....	52	3	9	7	4	3	9	1	3	3	2	5	4
Cerebral hemorrhage and softening (74, 83).....	120	7	8	15	13	9	1	8	11	11	16	8	10
Other [organic] diseases of the heart (90).....	399	36	34	35	37	43	29	23	39	26	20	35	42
Bronchitis (99).....	10	1		2	2	1						1	
Broncho-pneumonia (100).....	71	4	8	4	9	12	8		1		9	1	11
Pneumonia (101).....	107	22	14	14	19	13	4	3	4	4	3	2	8
Diarrhea and enteritis [under 2 years] (113).....	27	3			1	2			8		4	1	1
Diarrhea and enteritis [2 years and over] (114).....	3												
Nephritis (128, 129).....	164	15	11	17	14	23	14	10	9	10	16	14	11
Puerperal septicemia (146).....	7	2									1	1	1
Other puerperal causes (143-145, 147-150).....	16			3	3	1	1	2	1	2			
Suicide (165-174).....	37	4	2	3	3	3	2	1	4	4		3	7
Automobile accidents ¹ (188c).....	51	5	3	5	6	6	6	3	5	4	1	2	2
Automobile—railroad-train collision (part of 188a).....	4												
Automobile—street-car collision (part of 188b).....	2												
Other external causes (175-187, part of 188a, b, 188d-203).....	84	10	3	5	13	3	4	10	4	9	10	8	5
All other causes.....	803	64	64	62	80	75	52	67	68	53	84	57	77

¹ Excludes collision with railroad trains and street cars.

CAUSES OF DEATH, BY MONTH OF OCCURRENCE

367

TABLE 10 A.—DEATHS (EXCLUSIVE OF STILLBIRTHS) FROM IMPORTANT CAUSES, BY MONTHS, IN LARGE CITIES: 1928—Continued

[See note at head of this table, p. 364]

AREA AND CAUSE OF DEATH	All deaths	Jan.	Feb.	Mar.	Apr.	May	June	July	Aug.	Sept.	Oct.	Nov.	Dec.
NEW HAVEN, CONN., all causes.....	2,204	191	205	227	231	226	185	156	136	135	160	168	184
Typhoid and paratyphoid fever (1).....													
Malaria (5).....													
Smallpox (6).....													
Measles (7).....	22	4	4	7	1	3	2	1					
Scarlet fever (8).....													
Whooping cough (9).....	23	2	4	2	4	3	5			1	1		1
Diphtheria (10).....	7	1	1		1					1			3
Influenza (11).....	37	8	1	6	3	8	3	1	1		1	1	4
Dysentery (16).....													
Erysipelas (21).....	9		1		2	4			1	1			
Lethargic encephalitis (23).....													
Meningococcus meningitis (24).....	4			1	1	1				1			
Tuberculosis of the respiratory system (31).....	77	6	5	7	11	6	12	3	1		5	4	12
Other forms of tuberculosis (32-37).....	15	1	2	2	2		2	3		5	1	1	1
Diabetes mellitus (57).....	52	4	5	8	4	3	5	7	3	1	2	5	5
Cerebral hemorrhage and softening (74, 83).....	178	13	19	19	16	17	13	17	12	10	7	19	16
Other [organic] diseases of the heart (90).....	354	36	40	33	34	40	23	26	19	28	25	26	24
Bronchitis (99).....	14	1		4	1	1		2	2	1		1	1
Broncho-pneumonia (100).....	77	3	9	8	14	9	5	3	3	7	5	6	5
Pneumonia (101).....	168	19	22	23	23	27	9	5	5	5	10	7	13
Diarrhea and enteritis [under 2 years] (113).....	11	1				1			1	3	3		2
Diarrhea and enteritis [2 years and over] (114).....	3												
Nephritis (128, 129).....	159	13	16	13	12	20	18	14	14	6	13	9	11
Puerperal septicemia (146).....	12		1	3	2	1		1	3		2		2
Other puerperal causes (143-145, 147-150).....	12	1	1	1	1				3	2			
Suicide (165-174).....	24	1	4	2	2	3	2	1	1	3	1	3	1
Automobile accidents ¹ (188c).....	49	3		4	2	3	6	6	2	6	7	6	4
Automobile—railroad-train collision (part of 188a).....													
Automobile—street-car collision (part of 188b).....	3											2	1
Other external causes (175-187, part of 188a, b, 188d-203).....	96	11	6	6	10	9	6	8	10	3	8	10	9
All other causes.....	798	63	64	78	84	67	74	54	58	51	68	68	69
WILMINGTON, DEL., all causes.....	1,518	155	108	127	128	156	116	117	108	108	121	124	150
Typhoid and paratyphoid fever (1).....	7		1			1		3	1	1			
Malaria (5).....													
Smallpox (6).....													
Measles (7).....	2											1	1
Scarlet fever (8).....	2												
Whooping cough (9).....	11				1	1			1	2	4		2
Diphtheria (10).....	8	1		2	2	1		1					1
Influenza (11).....	38	5	3	2	5	5	2	2	1		2	1	10
Dysentery (16).....	2								1	1			
Erysipelas (21).....	2			1		1							
Lethargic encephalitis (23).....	1	1											
Meningococcus meningitis (24).....													
Tuberculosis of the respiratory system (31).....	54	1	4	7	6	1	5	5	2	6	3	6	8
Other forms of tuberculosis (32-37).....	8		1			1		1	1		3	1	1
Diabetes mellitus (57).....	28	4	4	5	1		3	1		4	2	2	1
Cerebral hemorrhage and softening (74, 83).....	146	20	9	11	10	15	12	11	11	10	6	20	11
Other [organic] diseases of the heart (90).....	241	34	16	17	17	20	17	17	17	16	30	15	25
Bronchitis (99).....	5	1		1		2			1				4
Broncho-pneumonia (100).....	53	9	3	3	6	6	4	2	5	3	2	6	4
Pneumonia (101).....	68	6	5	10	8	8	2	4	3	1	3	6	12
Diarrhea and enteritis [under 2 years] (113).....	29	2		1	2	1		1	6	4	3	5	4
Diarrhea and enteritis [2 years and over] (114).....	6		1				1		3				1
Nephritis (128, 129).....	162	23	16	11	12	15	15	11	5	17	10	15	12
Puerperal septicemia (146).....	11	2	1	2	1		1	2			2		
Other puerperal causes (143-145, 147-150).....	4	1	1		1							1	
Suicide (165-174).....	15		1	2			2	4	1	1	3	1	
Automobile accidents ¹ (188c).....	49	3	1	2	5	5	6	2	4	4	4	7	7
Automobile—railroad-train collision (part of 188a).....	1						1						
Automobile—street-car collision (part of 188b).....	1												
Other external causes (175-187, part of 188a, b, 188d-203).....	83	4	5	12	5	10	12	11	8	3	3	3	7
All other causes.....	481	38	37	38	46	60	33	39	37	35	41	34	43
WASHINGTON, D. C. (WHITE), all causes.....	4,472	395	385	439	399	429	340	314	322	316	336	394	403
Typhoid and paratyphoid fever (1).....	6						1		1	1	3		
Malaria (5).....													
Smallpox (6).....													
Measles (7).....	10			1		5	3		1				
Scarlet fever (8).....	6		1		2			2			1		2
Whooping cough (9).....	7					1						1	
Diphtheria (10).....	26	5	2	2	2	1	2	1	1	2	6	3	1
Influenza (11).....	48	3	5	8	4	5	1	1		1	3	2	15
Dysentery (16).....	1				1								
Erysipelas (21).....	12	2	2	1	2		2		1		1	1	
Lethargic encephalitis (23).....	4					1		1	1		1		
Meningococcus meningitis (24).....	3												
Tuberculosis of the respiratory system (31).....	218	19	23	20	18	24	13	19	14	18	11	17	22
Other forms of tuberculosis (32-37).....	32	2	2	4	4	3	3	1	4	2	4	3	
Diabetes mellitus (57).....	91	12	8	5	5	13	7	6	4	7	9	10	5
Cerebral hemorrhage and softening (74, 83).....	317	30	32	23	23	26	25	26	21	17	32	36	26
Other [organic] diseases of the heart (90).....	893	81	77	104	59	74	66	67	51	63	70	79	102
Bronchitis (99).....	15	5	3	1	1	2			1	1	1	1	1
Broncho-pneumonia (100).....	119	18	12	13	16	8	10	2	6	6	7	8	13
Pneumonia (101).....	181	22	25	29	28	14	7	4	3	2	8	15	24
Diarrhea and enteritis [under 2 years] (113).....	31	3	1	3	3	1		1	4	6	4	2	2
Diarrhea and enteritis [2 years and over] (114).....	22		2										
Nephritis (128, 129).....	405	37	37	31	38	43	45	23	11	1	2	46	29
Puerperal septicemia (146).....	19	2	2	1	2	5		1	1	2	1	1	1
Other puerperal causes (143-145, 147-150).....	25	1		4	2	2		6	4	3		1	
Suicide (165-174).....	105	8	6	8	9	10	12	10	7	8	5	12	10
Automobile accidents ¹ (188c).....	93	11	2	6	13	8	8	4	8	10	5	11	7
Automobile—railroad-train collision (part of 188a).....													
Automobile—street-car collision (part of 188b).....	4						1		1	1			
Other external causes (175-187, part of 188a, b, 188d-203).....	196	17	9	13	20	18	17	16	8	20	19	15	24
All other causes.....	1,583	114	134	162	146	163	114	117	142	122	119	131	119

¹ Excludes collision with railroad trains and street cars.

TABLE 10 A.—DEATHS (EXCLUSIVE OF STILLBIRTHS) FROM IMPORTANT CAUSES, BY MONTHS, IN LARGE CITIES: 1928—Continued

[See note at head of this table, p. 364]

AREA AND CAUSE OF DEATH	All deaths	Jan.	Feb.	Mar.	Apr.	May	June	July	Aug.	Sept.	Oct.	Nov.	Dec.
WASHINGTON, D. C. (COLORED), all causes.....	2,767	281	214	253	231	226	227	226	220	198	229	206	256
Typhoid and paratyphoid fever (1).....	9	1	—	—	1	1	—	—	1	2	—	2	1
Malaria (5).....	1	—	—	—	—	—	—	1	—	—	—	—	—
Smallpox (6).....	—	—	—	—	—	—	—	—	—	—	—	—	—
Measles (7).....	6	—	—	—	1	3	—	—	1	1	—	—	—
Scarlet fever (8).....	2	—	—	1	—	—	—	—	—	1	—	—	—
Whooping cough (9).....	15	1	1	1	1	1	1	—	1	2	1	3	2
Diphtheria (10).....	20	—	1	1	3	1	3	1	—	2	2	3	3
Influenza (11).....	30	3	3	3	9	3	2	—	—	1	—	—	6
Dysentery (16).....	—	—	—	—	—	—	—	—	—	—	—	—	—
Erysipelas (21).....	—	—	—	—	—	—	—	—	—	—	—	—	—
Lethargic encephalitis (23).....	—	—	—	—	—	—	—	—	—	—	—	—	—
Meningococcus meningitis (24).....	2	—	—	—	—	—	—	—	—	—	—	—	2
Tuberculosis of the respiratory system (31).....	297	33	13	28	26	30	31	23	27	20	30	13	23
Other forms of tuberculosis (32-37).....	40	1	4	3	4	4	5	3	5	5	2	2	2
Diabetes mellitus (57).....	40	6	6	5	4	3	1	2	3	3	1	2	4
Cerebral hemorrhage and softening (74, 83).....	176	24	12	19	12	10	14	15	11	8	19	16	16
Other [organic] diseases of the heart (90).....	455	44	36	30	46	43	40	41	37	29	27	42	40
Bronchitis (99).....	14	1	1	2	3	—	2	—	2	—	1	2	—
Broncho-pneumonia (100).....	126	14	14	20	8	13	4	4	9	8	11	11	10
Pneumonia (101).....	154	19	23	18	16	8	7	7	12	8	8	11	17
Diarrhea and enteritis [under 2 years] (113).....	39	4	—	1	3	—	4	4	11	3	5	2	2
Diarrhea and enteritis [2 years and over] (114).....	17	—	—	—	—	1	2	3	—	2	3	2	4
Nephritis (128, 129).....	267	36	23	33	20	28	23	15	18	16	17	16	22
Puerperal septicemia (146).....	11	3	—	—	—	—	2	—	3	1	1	1	—
Other puerperal causes (143-145, 147-150).....	21	—	3	1	—	2	2	6	1	2	1	1	2
Suicide (165-174).....	9	3	1	1	—	—	—	—	1	—	1	—	2
Automobile accidents ¹ (188c).....	31	2	4	3	—	2	4	2	5	—	3	5	1
Automobile—railroad-train collision (part of 188a).....	1	—	—	—	1	—	—	—	—	—	—	—	—
Automobile—street-car collision (part of 188b).....	—	—	—	—	—	—	—	—	—	—	—	—	—
Other external causes (175-187, part of 188a, b, 188d-203).....	134	12	10	8	10	12	12	9	15	10	15	7	14
All other causes.....	850	74	59	75	63	61	68	90	57	74	81	65	83
ATLANTA, GA. (WHITE), all causes.....	2,243	192	205	208	187	162	173	160	164	169	135	178	310
Typhoid and paratyphoid fever (1).....	5	1	—	—	—	—	—	—	1	3	—	—	—
Malaria (5).....	4	—	—	—	1	—	—	1	—	—	2	—	—
Smallpox (6).....	—	—	—	—	—	—	—	—	—	—	—	—	—
Measles (7).....	4	—	1	—	—	—	2	1	—	—	—	—	—
Scarlet fever (8).....	9	—	—	—	1	1	1	—	—	—	1	1	3
Whooping cough (9).....	7	—	2	—	1	—	—	2	—	—	—	—	1
Diphtheria (10).....	14	1	1	1	1	1	1	1	—	—	1	5	3
Influenza (11).....	110	9	12	10	2	2	1	2	1	1	1	3	64
Dysentery (16).....	5	—	—	—	—	—	4	—	—	—	—	—	—
Erysipelas (21).....	4	1	—	1	—	1	—	—	—	—	—	1	—
Lethargic encephalitis (23).....	—	—	—	—	—	—	—	—	—	—	—	—	—
Meningococcus meningitis (24).....	5	—	—	1	—	1	—	1	—	1	—	—	1
Tuberculosis of the respiratory system (31).....	98	6	15	17	13	3	5	7	8	4	6	7	7
Other forms of tuberculosis (32-37).....	18	2	2	3	1	—	3	2	1	3	—	—	1
Diabetes mellitus (57).....	31	2	5	4	2	2	3	2	—	1	4	1	2
Cerebral hemorrhage and softening (74, 83).....	160	14	22	16	17	10	11	11	18	4	15	10	12
Other [organic] diseases of the heart (90).....	262	24	21	19	17	24	19	19	20	26	13	19	31
Bronchitis (99).....	9	3	1	1	—	—	—	1	1	1	—	1	—
Broncho-pneumonia (100).....	57	15	7	4	3	—	2	—	1	1	2	7	15
Pneumonia (101).....	106	9	14	17	12	4	6	4	2	4	4	4	26
Diarrhea and enteritis [under 2 years] (113).....	40	3	1	1	—	5	6	9	8	3	2	2	1
Diarrhea and enteritis [2 years and over] (114).....	11	—	—	—	—	—	1	3	—	2	2	1	—
Nephritis (128, 129).....	225	21	22	24	26	22	19	12	4	10	20	15	30
Puerperal septicemia (146).....	16	—	2	2	2	—	2	3	—	3	—	—	—
Other puerperal causes (143-145, 147-150).....	18	3	1	—	1	—	—	—	6	—	—	1	6
Suicide (165-174).....	38	2	3	3	3	5	5	1	3	5	1	4	3
Automobile accidents ¹ (188c).....	55	5	6	3	3	2	5	4	9	1	2	7	8
Automobile—railroad-train collision (part of 188a).....	1	—	—	—	—	—	—	—	—	—	—	—	—
Automobile—street-car collision (part of 188b).....	—	—	—	—	—	—	—	—	—	—	—	—	—
Other external causes (175-187, part of 188a, b, 188d-203).....	116	16	7	10	10	8	7	5	9	7	8	11	18
All other causes.....	825	54	60	71	72	70	72	66	69	86	51	77	77
ATLANTA, GA. (COLORED), all causes.....	2,037	171	172	173	172	188	163	161	138	147	163	165	224
Typhoid and paratyphoid fever (1).....	17	—	—	2	—	2	—	1	6	1	1	3	1
Malaria (5).....	2	—	1	—	—	1	—	—	—	—	—	—	—
Smallpox (6).....	—	—	—	—	—	—	—	—	—	—	—	—	—
Measles (7).....	3	—	—	2	—	—	1	—	—	—	—	—	—
Scarlet fever (8).....	1	—	—	—	1	—	—	—	—	—	—	—	—
Whooping cough (9).....	10	—	—	2	2	1	—	1	—	—	—	1	3
Diphtheria (10).....	2	—	—	1	—	1	—	—	—	—	—	—	—
Influenza (11).....	85	11	8	2	8	1	3	3	1	3	1	2	42
Dysentery (16).....	4	1	—	—	—	—	—	—	1	2	—	—	—
Erysipelas (21).....	—	—	—	—	—	—	—	—	—	—	—	—	—
Lethargic encephalitis (23).....	2	—	—	—	—	—	—	—	1	—	—	—	—
Meningococcus meningitis (24).....	8	—	—	—	1	1	—	—	—	1	—	4	—
Tuberculosis of the respiratory system (31).....	156	13	12	21	17	18	15	7	11	5	11	11	15
Other forms of tuberculosis (32-37).....	35	3	6	1	2	5	2	4	2	2	3	5	—
Diabetes mellitus (57).....	13	—	1	—	3	2	3	—	—	—	1	—	—
Cerebral hemorrhage and softening (74, 83).....	172	17	16	13	16	11	21	10	8	11	16	13	20
Other [organic] diseases of the heart (90).....	256	25	20	18	19	24	16	27	20	14	17	28	28
Bronchitis (99).....	6	—	—	1	—	—	—	1	—	1	3	—	—
Broncho-pneumonia (100).....	90	8	6	8	13	9	5	4	6	4	4	6	17
Pneumonia (101).....	130	12	16	11	11	10	9	5	6	6	15	8	22
Diarrhea and enteritis [under 2 years] (113).....	36	—	—	—	4	3	3	16	5	4	4	—	—
Diarrhea and enteritis [2 years and over] (114).....	17	2	—	1	1	1	6	3	2	—	—	2	—
Nephritis (128, 129).....	190	15	21	11	22	18	19	9	9	21	17	17	11
Puerperal septicemia (146).....	10	—	—	—	1	3	—	—	—	—	—	—	—
Other puerperal causes (143-145, 147-150).....	11	—	4	1	—	1	—	2	1	—	1	1	—
Suicide (165-174).....	3	2	—	—	—	—	—	—	—	—	—	—	—
Automobile accidents ¹ (188c).....	16	—	2	1	1	—	2	2	2	—	1	1	2
Automobile—railroad-train collision (part of 188a).....	2	—	—	—	1	—	—	—	—	—	—	—	—
Automobile—street-car collision (part of 188b).....	1	—	—	—	—	—	—	—	—	—	—	—	—
Other external causes (175-187, part of 188a, b, 188d-203).....	144	11	14	13	11	12	13	12	9	13	13	8	15
All other causes.....	615	51	45	63	42	63	44	52	48	55	52	53	47

¹ Excludes collision with railroad trains and street cars.

CAUSES OF DEATH, BY MONTH OF OCCURRENCE

369

TABLE 10 A.—DEATHS (EXCLUSIVE OF STILLBIRTHS) FROM IMPORTANT CAUSES, BY MONTHS, IN LARGE CITIES: 1928—Continued

[See note at head of this table, p. 364]

AREA AND CAUSE OF DEATH	All deaths	Jan.	Feb.	Mar.	Apr.	May	June	July	Aug.	Sept.	Oct.	Nov.	Dec.
CHICAGO, ILL. (WHITE), all causes.....	35,081	3,044	2,970	3,492	3,342	3,177	2,526	2,408	2,366	2,349	2,585	2,658	4,164
Typhoid and paratyphoid fever (1).....	12		1	1			2	1	1		1	1	4
Malaria (5).....	2												
Smallpox (6).....	23												
Measles (7).....	75	10	7	10	5	4	3	7	1	1	2	1	6
Scarlet fever (8).....	68	7	7	9	10	1	6	7	10	10	7	6	11
Whooping cough (9).....	436	48	43	26	33	29	47	29	21	26	37	41	56
Diphtheria (10).....	542	24	24	45	75	67	18	8	3	5	10	19	244
Influenza (11).....	11	2								2	4	1	2
Dysentery (16).....	90	8	8		9	10	6	3	2	4	2	7	9
Erysipelas (21).....	15		1	22	1	5	1		1	1	2	1	3
Lethargic encephalitis (23).....	150	12	13	16	13	15	9	9	10	7	12	10	24
Meningococcus meningitis (24).....	1,635	121	130	157	188	131	133	132	125	124	132	130	142
Tuberculosis of the respiratory system (31).....	284	22	23	30	25	24	27	20	20	20	13	20	20
Other forms of tuberculosis (32-37).....	752	66	56	68	64	63	63	55	47	67	46	59	98
Diabetes mellitus (57).....	1,543	152	121	169	137	140	121	103	119	115	110	111	145
Cerebral hemorrhage and softening (74, 83).....	6,894	613	588	681	606	587	483	461	413	447	515	578	862
Other [organic] diseases of the heart (90).....	212	14	38	23	25	17	12	12	5	10	5	12	39
Bronchitis (99).....	1,281	96	98	153	179	187	72	40	48	37	62	63	246
Broncho-pneumonia (100).....	2,340	231	231	368	294	294	109	59	44	68	119	139	384
Pneumonia (101).....	444	25	31	17	34	34	28	31	69	55	48	30	42
Diarrhea and enteritis [under 2 years] (113).....	89	5	6	9	3	12	6	7	12	9	9	204	420
Diarrhea and enteritis [2 years and over] (114).....	3,761	375	346	376	376	332	273	257	246	227	269	264	420
Nephritis (128, 129).....	108	13	11	9	14	8	9	8	5	10	7	4	10
Puerperal septicemia (146).....	172	3	16	16	17	19	19	12	17	12	8	12	21
Other puerperal causes (143-145, 147-150).....	547	43	50	49	54	34	50	40	34	46	50	51	46
Suicide (165-174).....	819	63	60	70	55	69	57	70	67	66	82	66	94
Automobile accidents ¹ (188c).....	10	1			1	1		1	1	1	3		1
Automobile—railroad-train collision (part of 188a).....	19	2	2		2			2	1	1	4	3	156
Automobile—street-car collision (part of 188b).....	1,793	147	152	142	161	137	142	163	143	141	166	143	156
Other external causes (175-187, part of 188a, b, 188d-203).....	11,034	941	907	1,022	958	956	820	873	904	833	859	892	1,069
All other causes.....													
CHICAGO, ILL. (COLORED), all causes.....	4,482	342	359	475	391	421	351	346	333	323	337	366	438
Typhoid and paratyphoid fever (1).....	4		1				1		1			1	
Malaria (5).....													
Smallpox (6).....	3	1			1							1	
Measles (7).....	3												
Scarlet fever (8).....	29	1	2	5	2	3	1		8	1	3	2	3
Whooping cough (9).....	26	1	5	2		2	1	2	2	2	2	1	4
Diphtheria (10).....	62		7	8	7	12	4	1	2	3	1	1	16
Influenza (11).....	2								1				
Dysentery (16).....	2				1								
Erysipelas (21).....	2											1	1
Lethargic encephalitis (23).....	29	2			2		1	1	3				2
Meningococcus meningitis (24).....	659	53	54	62	65	54	2	48	51	53	60	50	54
Tuberculosis of the respiratory system (31).....	139	7	8	17	10	16	21	11	9	9	11	11	11
Other forms of tuberculosis (32-37).....	45	5		2	7	3	3	3	7	2	3	2	8
Diabetes mellitus (57).....	163	14	8	18	21	14	11	10	8	14	9	20	16
Cerebral hemorrhage and softening (74, 83).....	726	57	63	77	62	63	53	61	43	57	51	67	72
Other [organic] diseases of the heart (90).....	5				1			2					1
Bronchitis (99).....	274	18	15	46	35	35	14	9	14	17	10	17	44
Broncho-pneumonia (100).....	396	35	41	75	39	53	22	12	11	12	24	28	44
Pneumonia (101).....	47	1	2	1	2	10		6	9	5	4	1	1
Diarrhea and enteritis [under 2 years] (113).....	9		1					1					
Diarrhea and enteritis [2 years and over] (114).....	384	47	27	33	26	27	36	33	33	19	38	35	30
Nephritis (128, 129).....	25	1	1	2	3		3	2	4	3	6	1	3
Puerperal septicemia (146).....	25	5	1	2	1	1	1	2	4	3	4	1	2
Other puerperal causes (143-145, 147-150).....	21	2	1	1	3	2	3	2	2	1	2	1	1
Suicide (165-174).....	65	3	2	6	5	4	4	8	6	7	5	9	6
Automobile accidents ¹ (188c).....	2	1						1					
Automobile—railroad-train collision (part of 188a).....	332	23	37	19	23	27	26	45	88	25	23	21	25
Automobile—street-car collision (part of 188b).....	1,004	65	82	90	74	92	86	87	80	89	78	87	94
Other external causes (175-187, part of 188a, b, 188d-203).....													
All other causes.....													
INDIANAPOLIS, IND. (WHITE), all causes.....	4,481	403	339	406	393	357	342	314	332	329	347	348	571
Typhoid and paratyphoid fever (1).....	12				2	1			4		3	2	
Malaria (5).....													
Smallpox (6).....	5					2	3						
Measles (7).....	4	1											
Scarlet fever (8).....	10		3	1				1			1		1
Whooping cough (9).....	21	4	3	3		3	1	1	1	1	3	2	1
Diphtheria (10).....	152	15	5	11	13	11	6	2	2	2	2	6	77
Influenza (11).....	4												
Dysentery (16).....	10	1	1	2	1			2					1
Erysipelas (21).....	16	2			1		2	3		1	1	2	3
Lethargic encephalitis (23).....	5	1			1		1		1		1	1	1
Meningococcus meningitis (24).....	187	5	13	28	21	16	30	11	6	16	11	16	14
Tuberculosis of the respiratory system (31).....	56	7	7	4	4	3	2	3	4	4	6	4	6
Other forms of tuberculosis (32-37).....	79	9	9	4	13	2	7	5	4	5	7	5	9
Diabetes mellitus (57).....	327	33	22	29	35	34	20	27	16	19	29	34	29
Cerebral hemorrhage and softening (74, 83).....	772	70	60	76	62	64	41	48	56	58	66	58	113
Other [organic] diseases of the heart (90).....	15	2	2	1	2	2		2	1	1	1	1	3
Bronchitis (99).....	184	17	10	22	28	10	7	8	7	9	11	8	47
Broncho-pneumonia (100).....	206	19	12	27	34	22	14	6	24	16	6	18	39
Pneumonia (101).....	68	4	4	1		3	1	10	2	2	4	1	2
Diarrhea and enteritis [under 2 years] (113).....	18				1	1		2					
Diarrhea and enteritis [2 years and over] (114).....	374	41	31	25	37	36	22	35	27	27	25	33	35
Nephritis (128, 129).....	26	2	1	2	1	1	5	3	3	5	3	2	5
Puerperal septicemia (146).....	26	3	2		1			2	3	4	4	6	5
Other puerperal causes (143-145, 147-150).....	69	10	3	8	5	10	6	6	5	5	5	5	11
Suicide (165-174).....	106	5	14	10	5	9	9	11	5	10	13	5	11
Automobile accidents ¹ (188c).....	8	1							1		3		1
Automobile—railroad-train collision (part of 188a).....	4		1						1				
Automobile—street-car collision (part of 188b).....	176	15	14	13	14	12	12	13	14	11	12	20	26
Other external causes (175-187, part of 188a, b, 188d-203).....	1,541	134	121	138	119	108	149	113	139	128	129	117	146
All other causes.....													

¹ Excludes collision with railroad trains and street cars.

TABLE 10 A.—DEATHS (EXCLUSIVE OF STILLBIRTHS) FROM IMPORTANT CAUSES, BY MONTHS, IN LARGE CITIES: 1928—Continued

[See note at head of this table, p. 364]

AREA AND CAUSE OF DEATH	All deaths	Jan.	Feb.	Mar.	Apr.	May	June	July	Aug.	Sept.	Oct.	Nov.	Dec.
INDIANAPOLIS, IND. (COLORED), all causes.....	857	80	74	85	72	75	68	46	65	66	65	68	93
Typhoid and paratyphoid fever (1).....	3					1			1		1		
Malaria (5).....													
Smallpox (6).....													
Measles (7).....													
Scarlet fever (8).....	1			1									
Whooping cough (9).....	2					1							
Diphtheria (10).....	18		1	5			1				1		
Influenza (11).....												1	10
Dysentery (16).....	1												
Erysipelas (21).....	1			1					1				
Lethargic encephalitis (23).....													
Meningococcus meningitis (24).....													
Tuberculosis of the respiratory system (31).....	95	9	7	11	5	11	9	10	7	6	3	6	11
Other forms of tuberculosis (32-37).....	16	2	1	2	3	2	3			1	1	1	
Diabetes mellitus (57).....	6												
Cerebral hemorrhage and softening (74, 83).....	39	4	4	4	2	1	1		3	3	5	6	7
Other [organic] diseases of the heart (90).....	142	17	8	11	10	11	12	8		15	10	14	17
Bronchitis (99).....	4								2	2			
Broncho-pneumonia (100).....	47	6	6	5	8	4			2	2	2	2	10
Pneumonia (101).....	60	6	12	7	7	4	6	1	3		1	5	8
Diarrhea and enteritis [under 2 years] (113).....	16		2	1	2	1	1		3	4		2	
Diarrhea and enteritis [2 years and over] (114).....	6				1	1			1			1	1
Nephritis (128, 129).....	111	6	7	11	16	11	8		6	8	13	10	7
Puerperal septicemia (146).....	4				1	1							
Other puerperal causes (143-145, 147-150).....	10	2					1	1	1	3			2
Suicide (165-174).....	4	2											1
Automobile accidents ¹ (188c).....	14		1	1	3	1	1	2	1	1	1	1	
Automobile—railroad-train collision (part of 188a).....	2												
Automobile—street-car collision (part of 188b).....													
Other external causes (175-187, part of 188a, b, 188d-203).....	40	4	1	5	3	4	2	3	3	4	4	4	3
All other causes.....	215	22	20	20	11	19	22	11	21	17	22	14	16
DES MOINES, IOWA, all causes.....	1,725	154	118	153	141	147	127	135	119	136	149	142	204
Typhoid and paratyphoid fever (1).....	2			1						1			
Malaria (5).....													
Smallpox (6).....													
Measles (7).....													
Scarlet fever (8).....	5			3									2
Whooping cough (9).....	2										1		1
Diphtheria (10).....	1											1	
Influenza (11).....	76	3	5	5	10	7	1	1	2	2		4	36
Dysentery (16).....	2				1				1				
Erysipelas (21).....	1			1									
Lethargic encephalitis (23).....	4				1	1			1		1		
Meningococcus meningitis (24).....	5					1							2
Tuberculosis of the respiratory system (31).....	86	3	3	13	11	8	7	8	8	9	5	4	7
Other forms of tuberculosis (32-37).....	14		1	1	1	1		2	1	1	2	4	
Diabetes mellitus (57).....	37	3	4	5	4		2	4	1	2	5	2	5
Cerebral hemorrhage and softening (74, 83).....	130	12	9	7	9	12	16	11	8	7	14	10	15
Other [organic] diseases of the heart (90).....	204	17	17	22	17	19	13	8	11	19	15	20	26
Bronchitis (99).....	4	2							1				1
Broncho-pneumonia (100).....	45	4	3	3	6	7	2		3	3	3	2	12
Pneumonia (101).....	78	15	7	9	4	9	5		2	2	4	5	13
Diarrhea and enteritis [under 2 years] (113).....	8			2	1			2	1	1			
Diarrhea and enteritis [2 years and over] (114).....	5			1	1				1				
Nephritis (128, 129).....	109	12	10	14	7	5	10	12	4	5	11	11	8
Puerperal septicemia (146).....	1										1		
Other puerperal causes (143-145, 147-150).....	6		1	1	2	2			1	4		2	2
Suicide (165-174).....	31	2	4	2	6	6			2	4		4	1
Automobile accidents ¹ (188c).....	25	2	1	1	2		1	3	2	4	4		
Automobile—railroad-train collision (part of 188a).....	6	2	1				1		2				
Automobile—street-car collision (part of 188b).....	3				1				1				
Other external causes (175-187, part of 188a, b, 188d-203).....	97	10	6	9	4	11	5	14	7	6	11	5	9
All other causes.....	738	66	46	53	53	58	64	62	69	66	71	66	64
KANSAS CITY, KANS., all causes.....	1,712	149	128	176	152	127	99	131	136	111	134	131	238
Typhoid and paratyphoid fever (1).....	2								1		1		
Malaria (5).....	1												
Smallpox (6).....													
Measles (7).....	3						3						
Scarlet fever (8).....	3	1		1								1	
Whooping cough (9).....	12	1		3	1	3		1	2		1		
Diphtheria (10).....	6				2						2		
Influenza (11).....	97	8	3	10	7	4	1	3	1		4	4	52
Dysentery (16).....	3					1		2					
Erysipelas (21).....	2		1	1									
Lethargic encephalitis (23).....													
Meningococcus meningitis (24).....	12				2	5				1		2	2
Tuberculosis of the respiratory system (31).....	99	4	8	5	16	5	11	6	8	8	9	5	14
Other forms of tuberculosis (32-37).....	24		10	2	1	2	2		1	1	3		2
Diabetes mellitus (57).....	38	3	1	3	7	3	3		5	4	3	2	4
Cerebral hemorrhage and softening (74, 83).....	126	9	7	15	9	9	5	12	9	8	12	17	14
Other [organic] diseases of the heart (90).....	218	21	25	15	17	23	13	16	11	19	19	15	24
Bronchitis (99).....	9			1	1	1		1	1	1		1	2
Broncho-pneumonia (100).....	66	2	6	14	5	1	1	3	1	1	6	6	20
Pneumonia (101).....	96	12	15	15	6	8	3	3	1	4	3	6	20
Diarrhea and enteritis [under 2 years] (113).....	33	2	1	3		1	3	5	11	4	1	1	
Diarrhea and enteritis [2 years and over] (114).....	6				1			1	3				
Nephritis (128, 129).....	170	12	13	17	16	15	11	8	13	14	14	19	18
Puerperal septicemia (146).....	10	1	2	1	1	1		2	1				1
Other puerperal causes (143-145, 147-150).....	12		2	1	1			3	1	1			1
Suicide (165-174).....	14			4			2	2	3		2		1
Automobile accidents ¹ (188c).....	18	1	1	1	1	3	1	1	1	2		5	1
Automobile—railroad-train collision (part of 188a).....													
Automobile—street-car collision (part of 188b).....													
Other external causes (175-187, part of 188a, b, 188d-203).....	95	14	5	8	5	5	11	7	14	5	8	3	10
All other causes.....	537	58	28	57	53	37	29	49	52	35	46	44	49

¹ Excludes collision with railroad trains and street cars.

Louisville on following page
and New Orleans White

MORTALITY STATISTICS

372
page out of order
371

TABLE 10 A.—DEATHS (EXCLUSIVE OF STILLBIRTHS) FROM IMPORTANT CAUSES, BY MONTHS, IN LARGE CITIES: 1928—Continued

[See note at head of this table, p. 364]

AREA AND CAUSE OF DEATH	All deaths	Jan.	Feb.	Mar.	Apr.	May	June	July	Aug.	Sept.	Oct.	Nov.	Dec.
NEW ORLEANS, LA. (COLORED), all causes.....	3,319	280	280	299	283	306	273	243	251	232	247	286	339
Typhoid and paratyphoid fever (1).....	17	1	1		3		1	3	3	2		2	1
Malaria (5).....	2								1				
Smallpox (6).....	1						1						
Measles (7).....	2								1				1
Scarlet fever (8).....	13	2	2	3	1	2	3						
Whooping cough (9).....	13	1	1	2	1	1							
Diphtheria (10).....	127	12	14	12	12	11	4	3	7	1	7	9	35
Influenza (11).....	5					2			2			1	
Dysentery (16).....													
Erysipelas (21).....	2	1											1
Lethargic encephalitis (23).....	4					1						1	2
Meningococcus meningitis (24).....	323	32	29	34	34	35	33	19	24	24	11	29	19
Tuberculosis of the respiratory system (31).....	30	1	1	5	5	6	2	1	2	2	1	3	1
Other forms of tuberculosis (32-37).....	27	6	3	6	1	1		3	2	1	2	1	1
Diabetes mellitus (57).....	187	19	8	13	14	12	19	23	12	14	18	19	16
Cerebral hemorrhage and softening (74, 83).....	543	44	29	51	49	46	36	35	46	43	37	52	75
Other [organic] diseases of the heart (90).....	13	2	3		1	2	2			1	1		7
Bronchitis (99).....	153	15	15	21	14	22	10	9	7	5	12	10	13
Broncho-pneumonia (100).....	190	22	19	24	19	14	4	6	9	9	10	13	41
Pneumonia (101).....	74	5	6	2	4	11	17	7	6	5	6	5	
Diarrhea and enteritis [under 2 years] (113).....	17	2		2	1	2	3	1		1	1	1	3
Diarrhea and enteritis [2 years and over] (114).....	352	25	24	30	30	43	25	26	24	25	32	32	36
Nephritis (128, 129).....	29	2	3	4	3	6	1	6	1		2	1	
Puerperal septicemia (146).....	28		3	3		4	3	3	4		4	1	3
Other puerperal causes (143-145, 147-150).....	10	1	3	2	2						1	1	
Suicide (165-174).....	35	4	7	1	5	1	6	1	1	3		2	4
Automobile accidents ¹ (188c).....													
Automobile—railroad-train collision (part of 188a).....	197	13	15	14	17	11	20	25	14	18	14	18	18
Automobile—street-car collision (part of 188b).....	924	70	94	70	66	73	83	72	85	78	88	80	65
Other external causes (175-187, part of 188a, b, 188d-203).....													
All other causes.....													
BALTIMORE, MD. (WHITE), all causes.....	8,970	870	793	904	850	755	579	625	656	674	653	732	879
Typhoid and paratyphoid fever (1).....	23	2	2		1	4	2		3	4	3	1	1
Malaria (5).....													
Smallpox (6).....	54	4	7	16	19	6							
Measles (7).....	4					1			1	1		1	
Scarlet fever (8).....	46	1	1	7	1	2	1		13	8	4	3	4
Whooping cough (9).....	54	3	6	6	9	9	6	2	2	2	2	4	3
Diphtheria (10).....	114	12	12	11	16	7	3	2	2	1	3	5	40
Influenza (11).....	27	1		1	1	2		7	8	2	4	1	
Dysentery (16).....	13	1	3	2	2	2		1			1	1	
Erysipelas (21).....	25	3	1		5	3	2	1	2		1	4	3
Lethargic encephalitis (23).....	6			1							2		1
Meningococcus meningitis (24).....	395	40	32	40	37	44	25	22	27	34	32	28	34
Tuberculosis of the respiratory system (31).....	64	6	6	5	7	2	3	5	6	5	6	7	6
Other forms of tuberculosis (32-37).....	200	17	16	19	12	21	11	14	17	14	17	17	25
Diabetes mellitus (57).....	652	60	60	61	68	52	46	47	37	46	44	67	64
Cerebral hemorrhage and softening (74, 83).....	1,525	167	134	160	129	127	97	108	101	101	116	127	158
Other [organic] diseases of the heart (90).....	41	3	5	7	6	2		1	1	2	5	2	7
Bronchitis (99).....	490	60	54	63	58	46	23	20	20	22	28	37	59
Broncho-pneumonia (100).....	401	63	46	65	43	33	17	7	8	8	20	33	58
Pneumonia (101).....	126	6	1	3	6	6	3	13	35	30	17	5	1
Diarrhea and enteritis [under 2 years] (113).....	18				3	3	1	2	1	2	1	1	4
Diarrhea and enteritis [2 years and over] (114).....	919	95	90	95	98	74	66	66	55	74	54	62	90
Nephritis (128, 129).....	25	2	3	3	2	1	3	1	4	3	1	1	1
Puerperal septicemia (146).....	50	6	7	4	7			3	5	6	2	5	5
Other puerperal causes (143-145, 147-150).....	113	12	13	11	5	12	6	8	10	8	8	14	17
Suicide (165-174).....	156	10	12	9	12	13	6	13	14	14	17	15	21
Automobile accidents ¹ (188c).....	2											2	
Automobile—railroad-train collision (part of 188a).....	392	33	40	29	37	30	23	40	43	26	27	28	36
Automobile—street-car collision (part of 188b).....	3,028	263	242	286	266	253	232	240	239	261	238	261	247
Other external causes (175-187, part of 188a, b, 188d-203).....													
All other causes.....													
BALTIMORE, MD. (COLORED), all causes.....	2,959	223	276	301	241	269	238	219	228	222	205	256	281
Typhoid and paratyphoid fever (1).....	12	2		1	1		1	1		2	3		1
Malaria (5).....	1								1				
Smallpox (6).....	12	2		4	3		1	1				1	
Measles (7).....													
Scarlet fever (8).....	38	1	1	4	4	7	4	3	4	6	1	1	2
Whooping cough (9).....	8	1	1	2	1	1	2						
Diphtheria (10).....	40	4	5	5	2	5	1	2		1	2	4	9
Influenza (11).....	12			1			2	5	2			1	1
Dysentery (16).....	3												
Erysipelas (21).....	2						2						1
Lethargic encephalitis (23).....	1								1				
Meningococcus meningitis (24).....	2												
Tuberculosis of the respiratory system (31).....	323	17	23	37	32	37	23	32	29	24	19	26	24
Other forms of tuberculosis (32-37).....	46	3	5	3	5	8	3	5	4	1	3	1	5
Diabetes mellitus (57).....	27	1	5	2	1	1	3	3	1		1	3	6
Cerebral hemorrhage and softening (74, 83).....	164	18	14	12	13	14	15	15	8	5	20	17	13
Other [organic] diseases of the heart (90).....	394	25	42	37	25	40	40	26	26	37	21	39	36
Bronchitis (99).....	8		1	2	1	2					1		1
Broncho-pneumonia (100).....	202	19	28	27	19	19	14	11	8	12	7	13	25
Pneumonia (101).....	265	25	31	46	28	20	13	3	10	17	19	21	32
Diarrhea and enteritis [under 2 years] (113).....	58	4	2	2	2	1	3	5	17	13	4	4	1
Diarrhea and enteritis [2 years and over] (114).....	12	2	1				2	1	2	2			2
Nephritis (128, 129).....	290	28	25	27	26	32	23	15	24	26	15	19	30
Puerperal septicemia (146).....	9	1	1			2	1	1	1		1	1	1
Other puerperal causes (143-145, 147-150).....	24	3	1	2	3	2	1	2	5	1	1	2	1
Suicide (165-174).....	10	1	1	2	1	2			1	1			1
Automobile accidents ¹ (188c).....	29	1	1		3	4	2	5	4	1	4	2	2
Automobile—railroad-train collision (part of 188a).....													
Automobile—street-car collision (part of 188b).....	1												
Other external causes (175-187, part of 188a, b, 188d-203).....	141	6	12	10	10	8	6	16	17	13	12	18	13
All other causes.....	827	59	76	75	61	64	75	66	62	60	71	84	74

¹ Excludes collision with railroad trains and street cars.

371 page out of order New Orleans Color. 2 from preceding page
 + 130th Division

CAUSES OF DEATH, BY MONTH OF OCCURRENCE

TABLE 10 A.—DEATHS (EXCLUSIVE OF STILLBIRTHS) FROM IMPORTANT CAUSES, BY MONTHS, IN LARGE CITIES: 1928—Continued

[See note at head of this table, p. 364]

AREA AND CAUSE OF DEATH	All deaths	Jan.	Feb.	Mar.	Apr.	May	June	July	Aug.	Sept.	Oct.	Nov.	Dec.
LOUISVILLE, KY. (WHITE), all causes.....	3,529	301	321	360	293	311	238	267	289	280	282	259	338
Typhoid and paratyphoid fever (1).....	10	1	1		1	1			2	2		1	1
Malaria (5).....	1				1								
Smallpox (6).....	14			2	8	4							
Measles (7).....	8		1	1	1	1	2	1					1
Scarlet fever (8).....	8				2	2		2		1			1
Whooping cough (9).....	16	3	2	1	1	1	1	1	1	4		2	1
Diphtheria (10).....	69	5	7	20	5	7	4	1	5	7	3	5	11
Influenza (11).....	15		1		1				1				
Dysentery (16).....	10	1	1	1	2	2			1	2			
Erysipelas (21).....	9			1	3			1			1		3
Lethargic encephalitis (23).....	5	1						1					2
Meningococcus meningitis (24).....	152	14	15	12	19	11	13	5	10	13	16	11	13
Tuberculosis of the respiratory system (31).....	40	1	2	5	2	2	5	6	6	4	1	3	3
Other forms of tuberculosis (32-37).....	77	5	4	8	6	9	5	6	6	5	7	7	9
Diabetes mellitus (57).....	234	22	20	25	20	25	13	14	17	20	16	25	17
Cerebral hemorrhage and softening (74, 83).....	552	44	61	52	40	45	46	45	47	38	41	43	50
Other [organic] diseases of the heart (90).....	18	2	2	3	2	1	2	1		1		2	2
Bronchitis (99).....	151	12	18	30	15	9	9	11	8	4	13	12	10
Broncho-pneumonia (100).....	174	15	21	36	22	20	8	2	6	6	11	4	23
Pneumonia (101).....	83	4	2	5	3	1		8	16	25	11	3	5
Diarrhea and enteritis [under 2 years] (113).....	15				2		1	5	2	2	2	1	2
Diarrhea and enteritis [2 years and over] (114).....	284	27	25	25	25	27	24	18	15	19	27	14	38
Nephritis (128, 129).....	13	3		1	2	1	2		2		1		1
Puerperal septicemia (146).....	20	2	3	1	2	1	2	1	4	3			1
Other puerperal causes (143-145, 147-150).....	39	3	4	4	2	5	2	4	3	3	1	4	4
Suicide (165-174).....	72	2	2	4	5	7	4	9	6	9	7	10	7
Automobile accidents ¹ (188c).....	2			1		1							
Automobile—railroad-train collision (part of 188a).....	7		1	1			1			3			1
Automobile—street-car collision (part of 188b).....	134	12	19	12	11	18	8	5	12	7	12	8	10
Other external causes (175-187, part of 188a, b, 188d-203).....	1,297	122	109	108	90	111	86	110	120	108	112	104	122
All other causes.....													
LOUISVILLE, KY. (COLORED), all causes.....	1,108	104	87	132	100	98	69	78	86	73	88	94	99
Typhoid and paratyphoid fever (1).....	1					1			1			1	
Malaria (5).....	2												
Smallpox (6).....	4						1						
Measles (7).....	1										1	1	1
Scarlet fever (8).....	1												
Whooping cough (9).....	1												
Diphtheria (10).....	22	5	3	6	3	1	1		1	1			1
Influenza (11).....	1								1				
Dysentery (16).....	3	2			1								
Erysipelas (21).....	1												
Lethargic encephalitis (23).....	1				1								
Meningococcus meningitis (24).....	68	6	1	8	10	12	7	6	3	4	3	3	5
Tuberculosis of the respiratory system (31).....	14	1		2	1	1	1	2	1	1	4		
Other forms of tuberculosis (32-37).....	12	2	4				1	2			2		
Diabetes mellitus (57).....	76	7	5	11	9	5	7	3	4	5	5	7	8
Cerebral hemorrhage and softening (74, 83).....	197	18	21	20	15	13	14	14	20	11	11	22	18
Other [organic] diseases of the heart (90).....	17	1		4	2	1		1	1	1	2	3	2
Bronchitis (99).....	60	3	6	16	4	5	2		5	4	5	6	3
Broncho-pneumonia (100).....	92	17	10	11	10	7	5	2	5	2	5	2	16
Pneumonia (101).....	17				1		3	2	5	4		2	
Diarrhea and enteritis [under 2 years] (113).....	8		1	1	1		1	1	1		2		
Diarrhea and enteritis [2 years and over] (114).....	123	8	11	11	12	12	7	11	8	11	12	9	11
Nephritis (128, 129).....	9			2						1		3	1
Puerperal septicemia (146).....	3			2								1	
Other puerperal causes (143-145, 147-150).....	5			1		1			1		1	1	
Suicide (165-174).....	8			1			1	1		1	1		3
Automobile accidents ¹ (188c).....													
Automobile—railroad-train collision (part of 188a).....	78	7	6	10	9	8	4	7	4	3	4	10	6
Automobile—street-car collision (part of 188b).....	285	27	19	25	21	29	14	25	26	24	28	23	24
Other external causes (175-187, part of 188a, b, 188d-203).....													
All other causes.....													
NEW ORLEANS, LA. (WHITE), all causes.....	4,923	517	420	436	364	419	337	341	373	349	352	406	609
Typhoid and paratyphoid fever (1).....	16	3		2		1		4	1	1	2		2
Malaria (5).....	1										1		
Smallpox (6).....	2					1							
Measles (7).....	5					1	1						
Scarlet fever (8).....	14				2	1		2		2	1	1	2
Whooping cough (9).....	21		5	1	4		2		1		3	1	4
Diphtheria (10).....	167	28	7	9	5	8	7	2	6	9	3	12	71
Influenza (11).....	7	2		3								2	
Dysentery (16).....	7		1	1		1	2	1			1		
Erysipelas (21).....	3												
Lethargic encephalitis (23).....	7		2										1
Meningococcus meningitis (24).....	321	44	30	26	27	30	20	24	24	17	24	25	30
Tuberculosis of the respiratory system (31).....	12			1	1	1	2	1	1	1		2	2
Other forms of tuberculosis (32-37).....	90	8	6	14	6	4	7	4	11	3	12	8	7
Diabetes mellitus (57).....	294	25	32	28	28	23	18	32	21	14	10	24	39
Cerebral hemorrhage and softening (74, 83).....	866	110	73	78	56	78	53	55	52	63	55	72	121
Other [organic] diseases of the heart (90).....	16	3	2	1		1		1		3	2	1	2
Bronchitis (99).....	182	15	21	22	7	15	12	4	13	7	10	21	35
Broncho-pneumonia (100).....	165	30	13	22	14	7	6	9	8	6	12	31	31
Pneumonia (101).....	74	10	2	2	10	9	12	5	6	4	6	7	1
Diarrhea and enteritis [under 2 years] (113).....	21		1	3	1	1	3	1	3	2	1	1	4
Diarrhea and enteritis [2 years and over] (114).....	618	60	58	64	52	49	48	40	41	35	58	50	63
Nephritis (128, 129).....	40	4	4	5	2	2	3	4	2	4	3	5	2
Puerperal septicemia (146).....	45	2	2	4	3	2	8	6	1	3	3	6	5
Other puerperal causes (143-145, 147-150).....	72	6	8	10	5	10	4	6	5	6	4	5	3
Suicide (165-174).....	79	9	9	8	4	8	3	5	8	3	6	2	14
Automobile accidents ¹ (188c).....	5			1									4
Automobile—railroad-train collision (part of 188a).....	236	29	22	19	17	19	15	21	17	16	19	19	23
Automobile—street-car collision (part of 188b).....	1,537	129	121	108	120	146	110	114	151	148	122	126	142
Other external causes (175-187, part of 188a, b, 188d-203).....													
All other causes.....													

¹ Excludes collision with railroad trains and street cars.

CAUSES OF DEATH, BY MONTH OF OCCURRENCE

373

TABLE 10 A.—DEATHS (EXCLUSIVE OF STILLBIRTHS) FROM IMPORTANT CAUSES, BY MONTHS, IN LARGE CITIES: 1928—Continued

[See note at head of this table, p. 364]

AREA AND CAUSE OF DEATH	All deaths	Jan.	Feb.	Mar.	Apr.	May	June	July	Aug.	Sept.	Oct.	Nov.	Dec.
BOSTON, MASS., all causes.....	11,568	1,020	1,042	1,129	1,113	1,184	920	776	781	763	939	948	953
Typhoid and paratyphoid fever (1).....	5	1			1			1			1	1	
Malaria (5).....													
Smallpox (6).....													
Measles (7).....	84	11	13	28	17	13	4				1		2
Scarlet fever (8).....	32	2	5	7	4	3	2	1	3		1	3	1
Whooping cough (9).....	48	8	1	9	7	4	6	3	2	5		2	1
Diphtheria (10).....	67	5	10	4	12	8	4	4	3	5	2	3	7
Influenza (11).....	67	5	6	5	5	14	4	7		2	3	8	8
Dysentery (16).....	4						1			1	1		1
Erysipelas (21).....	32	3	3	6	7	1	3	2	1		1	1	4
Lethargic encephalitis (23).....	15		2	2	1	2	3	1		1		1	2
Meningococcus meningitis (24).....	17	1	2	1		4	2	2	2		1	2	
Tuberculosis of the respiratory system (31).....	584	53	45	60	52	73	50	40	33	47	30	48	53
Other forms of tuberculosis (32-37).....	83	7	10	8	4	8	9	6	7	6	4	7	7
Diabetes mellitus (57).....	180	13	13	27	24	17	10	8	17	14	14	11	12
Cerebral hemorrhage and softening (74, 83).....	673	62	65	65	62	65	47	48	55	44	65	55	40
Other [organic] diseases of the heart (90).....	2,260	204	215	219	206	249	155	144	135	147	197	190	199
Bronchitis (99).....	29	2	3		2	6	2			1	5	3	5
Broncho-pneumonia (100).....	737	47	59	84	101	101	65	32	26	35	56	53	78
Pneumonia (101).....	573	68	69	93	73	77	41	10	12	16	35	24	55
Diarrhea and enteritis [under 2 years] (113).....	211	8	8	11	22	24	14	27	16	32	16	17	16
Diarrhea and enteritis [2 years and over] (114).....	26	1	3	1	3	1		5	3	2	1	4	2
Nephritis (123, 129).....	649	60	55	60	67	73	46	42	49	45	43	69	40
Puerperal septicemia (146).....	43	2	3	8	2	7	4	7	4	3	2		1
Other puerperal causes (143-145, 147-150).....	93	12	7	13	6	7	7	6	9	4	10	7	5
Suicide (165-174).....	112	8	7	7	16	9	8	8	10	10	13	8	8
Automobile accidents: (188c).....	138	11	17	10	14	3	14	7	12	12	14	11	13
Automobile—railroad-train collision (part of 188a).....													
Automobile—street-car collision (part of 188b).....													
Other external causes (175-187, part of 188a, b, 188d-203).....	526	48	49	40	38	49	40	47	46	29	59	48	33
All other causes.....	4,280	378	372	366	367	366	379	318	336	302	364	372	360
CAMBRIDGE, MASS., all causes.....	1,478	136	133	136	148	154	116	103	96	92	119	122	128
Typhoid and paratyphoid fever (1).....	1											1	
Malaria (5).....													
Smallpox (6).....													
Measles (7).....	11	1	3	2	3	1		1					
Scarlet fever (8).....													
Whooping cough (9).....	8	4	1	1	1							1	
Diphtheria (10).....	9	2	5			1	1						
Influenza (11).....	6		1			3			1			1	
Dysentery (16).....													
Erysipelas (21).....	1								1				
Lethargic encephalitis (23).....													
Meningococcus meningitis (24).....	1						1						
Tuberculosis of the respiratory system (31).....	108	10	9	7	8	11	11	10	9	12	7	6	8
Other forms of tuberculosis (32-37).....	4				1	1	1						2
Diabetes mellitus (57).....	31		4		3	3	4			2	5	4	6
Cerebral hemorrhage and softening (74, 83).....	118	14	14	11	7	11	11	14	7	4	5	8	12
Other [organic] diseases of the heart (90).....	320	28	22	34	30	34	20	22	20	21	28	35	31
Bronchitis (99).....	9	1			1			1	1		3	1	1
Broncho-pneumonia (100).....	78	9	10	10	8	11	9	5	3	1	6	2	4
Pneumonia (101).....	72	7	8	11	14	11	2		1	3	6	2	7
Diarrhea and enteritis [under 2 years] (113).....	15	1			1	1		2	4	3	2	1	1
Diarrhea and enteritis [2 years and over] (114).....	7				1			2		2	1	1	
Nephritis (123, 129).....	75	3	7	12	11	5	5	6	4	7	9	2	4
Puerperal septicemia (146).....	3	1						1				1	
Other puerperal causes (143-145, 147-150).....	15		2	2	3	2	1		2			3	
Suicide (165-174).....	10	2		1			2	1				2	
Automobile accidents: (188c).....	26	3		2	5	3	3	3		1	5		1
Automobile—railroad-train collision (part of 188a).....													
Automobile—street-car collision (part of 188b).....	1									1			
Other external causes (175-187, part of 188a, b, 188d-203).....	57	6	4	8	3	5	4	3	4	3	4	6	7
All other causes.....	492	44	43	35	49	52	41	32	39	32	41	45	39
FALL RIVER, MASS., all causes.....	1,417	113	121	115	126	168	108	84	105	121	99	120	137
Typhoid and paratyphoid fever (1).....	6	1			1						2	1	1
Malaria (5).....													
Smallpox (6).....													
Measles (7).....	19				1		3	1			2	2	10
Scarlet fever (8).....	2				1						1		
Whooping cough (9).....	3							1			2		
Diphtheria (10).....	4										2		
Influenza (11).....	20	2	3	2	1	5	1			1	1	1	3
Dysentery (16).....	1									1			
Erysipelas (21).....	3	1								1	1		
Lethargic encephalitis (23).....													
Meningococcus meningitis (24).....													
Tuberculosis of the respiratory system (31).....	107	5	11	7	8	16	9	7	6	11	10	9	8
Other forms of tuberculosis (32-37).....	15			2	3	1	1		4	2			2
Diabetes mellitus (57).....	23	1	1	3	2	4	3		3	4	3	3	1
Cerebral hemorrhage and softening (74, 83).....	99	12	8	10	10	5	7	7	9	7	7	7	10
Other [organic] diseases of the heart (90).....	198	16	17	18	13	23	19	6	12	18	7	23	26
Bronchitis (99).....	13	2	1	1	1	2		1	1		1	1	2
Broncho-pneumonia (100).....	50	5	6	6	4	8	7	1	2	3	3	3	5
Pneumonia (101).....	69	8	11	6	9	6	4	5	2	2	4	4	8
Diarrhea and enteritis [under 2 years] (113).....	30	2	2		3	3		2	2	9	2	3	2
Diarrhea and enteritis [2 years and over] (114).....	3			1									
Nephritis (123, 129).....	137	9	15	13	18	21	6	5	8	7	5	16	14
Puerperal septicemia (146).....	5	1	1			2							1
Other puerperal causes (143-145, 147-150).....	5				1	2			1		1		
Suicide (165-174).....	13	1	1			2	2	1		2	3		1
Automobile accidents: (188c).....	24	1	1	1	2	1	4	3	3	3	3		2
Automobile—railroad-train collision (part of 188a).....													
Automobile—street-car collision (part of 188b).....													
Other external causes (175-187, part of 188a, b, 188d-203).....	41	3	2	2	3	4	2	8	5	5	2	2	3
All other causes.....	522	43	40	43	45	62	40	34	47	45	40	45	38

1 Excludes collision with railroad trains and street cars.

MORTALITY STATISTICS

TABLE 10 A.—DEATHS (EXCLUSIVE OF STILLBIRTHS) FROM IMPORTANT CAUSES, BY MONTHS, IN LARGE CITIES: 1928—Continued

[See note at head of this table, p. 364]

AREA AND CAUSE OF DEATH	All deaths	Jan.	Feb.	Mar.	Apr.	May	June	July	Aug.	Sept.	Oct.	Nov.	Dec.
LOWELL, MASS., all causes.....	1,402	97	103	131	118	168	112	116	82	104	124	104	143
Typhoid and paratyphoid fever (1).....													
Malaria (5).....													
Smallpox (6).....													
Measles (7).....	8					1	3	2				1	1
Scarlet fever (8).....	1							1					
Whooping cough (9).....													
Diphtheria (10).....	13	1	1	1	2	2					3	1	2
Influenza (11).....	8				2	2	1				1	1	1
Dysentery (16).....													
Erysipelas (21).....	1				1								
Lethargic encephalitis (23).....	1												1
Meningococcus meningitis (24).....	1						1						
Tuberculosis of the respiratory system (31).....	69	5	6	5	6	8	6	6	5	3	5	6	8
Other forms of tuberculosis (32-37).....	10					2	3	1		1		1	1
Diabetes mellitus (57).....	25	2	3		2	5	1	3	3		1	3	1
Cerebral hemorrhage and softening (74, 83).....	105	7	4	18	4	7	11	7	8	9	10	13	13
Other [organic] diseases of the heart (90).....	261	26	17	29	22	30	23	11	10	19	22	21	31
Bronchitis (99).....	20	1	1	1	3	4		1	2	2	1		4
Broncho-pneumonia (100).....	81	4	8	7	6	17	7	4	5	7	7	9	9
Pneumonia (101).....	38	5	5	3	6	10	3	2		1	1	2	2
Diarrhea and enteritis [under 2 years] (113).....	40	1	1	1	2	3	2	6	3	7	10	2	2
Diarrhea and enteritis [2 years and over] (114).....	6							2	3				1
Nephritis (128, 129).....	62	2	9	1	7	10	4	3	3	3	5	9	6
Puerperal septicemia (146).....	2	1											
Other puerperal causes (143-145, 147-150).....	9	1		2	2	2		1	1				
Suicide (165-174).....	14	1		2	1	1	1	2	1	1		3	2
Automobile accidents ¹ (188c).....	17	1	1		3	3	2		2	1	2	1	1
Automobile—railroad-train collision (part of 188a).....													
Automobile—street-car collision (part of 188b).....													
Other external causes (175-187, part of 188a, b, 188d-203).....	60	1	2	2	5	7	3	10	5	4	11	3	7
All other causes.....	550	38	44	57	44	54	41	56	36	49	47	34	50
NEW BEDFORD, MASS., all causes.....	1,343	128	130	123	132	123	125	91	89	80	99	107	116
Typhoid and paratyphoid fever (1).....	3						2			1			
Malaria (5).....													
Smallpox (6).....													
Measles (7).....	3								1			1	1
Scarlet fever (8).....	1	1											
Whooping cough (9).....	8				2								
Diphtheria (10).....	14	3	3	1	1	2			1	1	2		2
Influenza (11).....	22	2	2	2	4	1	4	1	1	1		2	2
Dysentery (16).....													
Erysipelas (21).....	3		1	1									1
Lethargic encephalitis (23).....													
Meningococcus meningitis (24).....	1							1					
Tuberculosis of the respiratory system (31).....	98	6	9	11	4	9	10	12	13	8	5	5	6
Other forms of tuberculosis (32-37).....	25	1	7	2	5	2	2	2	2	1		1	2
Diabetes mellitus (57).....	29	3		6	3	1	4	2	1	2	4	2	1
Cerebral hemorrhage and softening (74, 83).....	120	10	11	10	11	7	4	13	9	3	10	17	15
Other [organic] diseases of the heart (90).....	214	18	24	16	20	26	29	13	13	9	16	16	14
Bronchitis (99).....	7	3	1	1	2								
Broncho-pneumonia (100).....	63	12	9	8	6	12	3			3	3	3	4
Pneumonia (101).....	31	6	3	2	6	3	5			3	3	2	1
Diarrhea and enteritis [under 2 years] (113).....	17	2			2	1	1	1	4	2	1	2	1
Diarrhea and enteritis [2 years and over] (114).....	2												
Nephritis (128, 129).....	72	1	8	12	8	6	6	3	4	5	4	4	5
Puerperal septicemia (146).....	4	1		1	1							1	
Other puerperal causes (143-145, 147-150).....	12			1	1	3		3			1	2	
Suicide (165-174).....	16	1	2		1	2	1		1	1	2	4	1
Automobile accidents ¹ (188c).....	20	2	1	1	3	3		2	3	3		1	1
Automobile—railroad-train collision (part of 188a).....													
Automobile—street-car collision (part of 188b).....													
Other external causes (175-187, part of 188a, b, 188d-203).....	43	5	5	3	4	2	4	2	3	1	4	5	5
All other causes.....	515	44	43	46	50	41	50	38	33	39	40	39	52
SPRINGFIELD, MASS., all causes.....	1,716	169	140	153	150	194	117	142	101	119	144	121	166
Typhoid and paratyphoid fever (1).....													
Malaria (5).....													
Smallpox (6).....													
Measles (7).....	7							1				1	5
Scarlet fever (8).....	2					2							
Whooping cough (9).....	4					4							
Diphtheria (10).....	29	3	3	1	3	1	2			3	2	6	5
Influenza (11).....	21	1	2	3		9		1				1	4
Dysentery (16).....	1					1							
Erysipelas (21).....	4		1	1	1	1							
Lethargic encephalitis (23).....													
Meningococcus meningitis (24).....	3												
Tuberculosis of the respiratory system (31).....	54	4	2	5	3	6	8	7	2	6	3	2	6
Other forms of tuberculosis (32-37).....	19	1	6	1	1		1	2	4	1	2		
Diabetes mellitus (57).....	43	5	2	5	4	4	3	4	2	3	4	3	4
Cerebral hemorrhage and softening (74, 83).....	117	10	14	13	7	13	9	9	11	3	12	6	10
Other [organic] diseases of the heart (90).....	280	32	22	28	19	34	11	20	20	16	24	23	31
Bronchitis (99).....	10	2	1			1	1		1	1	1	1	1
Broncho-pneumonia (100).....	67	9	5	11	11	7	6	5		1	3	1	8
Pneumonia (101).....	71	3	8	3	8	16	3	1		5	4	11	9
Diarrhea and enteritis [under 2 years] (113).....	10		1		1	2		2		1	3		
Diarrhea and enteritis [2 years and over] (114).....	1												
Nephritis (128, 129).....	176	19	18	17	16	23	12	10	14	9	13	13	12
Puerperal septicemia (146).....	9	1		2	1	1				1		1	2
Other puerperal causes (143-145, 147-150).....	18	4	1		1	4	2	1	3	1	1		
Suicide (165-174).....	17	2		3	1	1			2	2		3	3
Automobile accidents ¹ (188c).....	26	3		1	3		1	4	2	4	4	1	
Automobile—railroad-train collision (part of 188a).....													
Automobile—street-car collision (part of 188b).....													
Other external causes (175-187, part of 188a, b, 188d-203).....	84	11	7	4	6	6	5	10	5	7	6	4	18
All other causes.....	643	59	47	54	64	58	53	65	34	55	62	42	50

¹ Excludes collision with railroad trains and street cars.

CAUSES OF DEATH, BY MONTH OF OCCURRENCE

375

TABLE 10 A.—DEATHS (EXCLUSIVE OF STILLBIRTHS) FROM IMPORTANT CAUSES, BY MONTHS, IN LARGE CITIES: 1928—Continued

[See note at head of this table, p. 364]

AREA AND CAUSE OF DEATH	All deaths	Jan.	Feb.	Mar.	Apr.	May	June	July	Aug.	Sept.	Oct.	Nov.	Dec.
WORCESTER, MASS., all causes.....	2, 665	236	221	269	298	272	188	174	175	190	214	207	221
Typhoid and paratyphoid fever (1).....	1	1											
Malaria (5).....													
Smallpox (6).....													
Measles (7).....	6		1		1	1	1			1	1		1
Scarlet fever (8).....	3		1							1	1		
Whooping cough (9).....	8		1		1	3			1	1	1		
Diphtheria (10).....	13	1	3	2	1	3	1		1	1	1		1
Influenza (11).....	37	1	3	5	13	7	4	1		7	1	2	
Dysentery (16).....	11		1						1	1	1		
Erysipelas (21).....	5			1				2		1	1	1	
Lethargic encephalitis (23).....	10		2			1			2	2	1	1	1
Meningococcus meningitis (24).....	2		2										
Tuberculosis of the respiratory system (31).....	135	19	12	17	17	18	10	6	10	7	6	5	8
Other forms of tuberculosis (32-37).....	20	2	2	1	1	3	3	1	1	1	3	1	1
Diabetes mellitus (57).....	50	5	5	10	3	4	4	3	4	5	1	3	3
Cerebral hemorrhage and softening (74, 83).....	189	18	21	16	20	22	12	14	11	11	18	10	16
Other [organic] diseases of the heart (90).....	450	43	32	49	47	57	33	28	29	30	27	37	38
Bronchitis (99).....	14	2		1	2	3				1	1	2	2
Broncho-pneumonia (100).....	169	15	22	21	31	18	8	9	4	10	10	11	10
Pneumonia (101).....	121	11	14	21	19	11	6	2	2	4	10	11	10
Diarrhea and enteritis [under 2 years] (113).....	25	1	1	2		1	2	2	4	5	4	2	1
Diarrhea and enteritis [2 years and over] (114).....	3				1								
Nephritis (128, 129).....	258	26	19	26	29	24	18	13	17	18	31	20	17
Puerperal septicemia (146).....	14	2		2	2	1	1	1	1	3	1	1	
Other puerperal causes (143-145, 147-150).....	26	4	1	3	3	2	2	1	1	3	1	2	3
Suicide (165-174).....	27	2	1		3	4		7	2	2	1	2	3
Automobile accidents (188c).....	35	2	3	2	1	2	1	3	5	4	2	9	1
Automobile—railroad-train collision (part of 188a).....													
Automobile—street-car collision (part of 188b).....													
Other external causes (175-187, part of 188a, b, 188d-203).....	124	7	7	17	12	11	8	10	10	9	9	13	11
All other causes.....	909	74	67	73	91	76	74	69	69	65	83	74	94
DETROIT, MICH. (WHITE), all causes.....	14, 028	1, 138	1, 082	1, 380	1, 345	1, 353	1, 052	946	949	976	1, 061	1, 162	1, 584
Typhoid and paratyphoid fever (1).....	12	2			2	2	1	1	1	1	1	1	
Malaria (5).....													
Smallpox (6).....													
Measles (7).....	154	12	9	34	54	29	8	3	1	1		2	1
Scarlet fever (8).....	66	9	9	5	14	8	5	2	1			5	8
Whooping cough (9).....	74		5	3	3	17	11	2	6	6	2	3	16
Diphtheria (10).....	217	21	15	21	13	19	12	13	13	12	24	23	31
Influenza (11).....	296	13	9	24	33	42	9	5	5	8	9	6	133
Dysentery (16).....	3								1	2			
Erysipelas (21).....	36		6	9	7	4	2	1	1	1	2	2	2
Lethargic encephalitis (23).....	18	3	1	1	1		3	1	2	3	1	1	1
Meningococcus meningitis (24).....	90		2	9	12	5	8	8	5	5	12	10	14
Tuberculosis of the respiratory system (31).....	729	58	68	62	58	73	60	59	54	54	46	74	63
Other forms of tuberculosis (32-37).....	146	9	9	12	13	16	18	12	11	13	14	11	8
Diabetes mellitus (57).....	238	19	15	28	14	30	18	16	19	23	17	16	23
Cerebral hemorrhage and softening (74, 83).....	763	59	60	74	76	71	72	49	59	65	55	56	67
Other [organic] diseases of the heart (90).....	2, 026	166	148	195	174	200	164	144	124	133	169	183	236
Bronchitis (99).....	84	9	2	9	7	7	4	7	9	3	4	7	18
Broncho-pneumonia (100).....	641	52	49	97	108	62	29	12	16	31	23	44	113
Pneumonia (101).....	893	77	71	109	123	115	63	24	25	31	45	55	155
Diarrhea and enteritis [under 2 years] (113).....	273	20	19	26	12	15	13	24	27	48	32	20	17
Diarrhea and enteritis [2 years and over] (114).....	43	2	1	4	2		2	8	7	4	4	6	3
Nephritis (128, 129).....	710	62	58	80	66	79	53	43	55	39	56	70	49
Puerperal septicemia (146).....	94	11	9	10	6	12	11	9	6	2	5	7	6
Other puerperal causes (143-145, 147-150).....	105	11	8	6	8	15	7	8	15	1	5	9	12
Suicide (165-174).....	221	12	11	16	18	22	20	18	29	16	21	17	21
Automobile accidents (188c).....	345	19	23	17	20	27	28	27	35	34	28	47	40
Automobile—railroad-train collision (part of 188a).....	10	4	2				3					1	
Automobile—street-car collision (part of 188b).....	8			1	1	2						1	
Other external causes (175-187, part of 188a, b, 188d-203).....	660	54	49	42	51	54	55	51	57	48	55	64	80
All other causes.....	5, 073	444	424	486	449	427	373	400	363	392	431	421	463
DETROIT, MICH. (COLORED), all causes.....	2, 033	155	157	195	215	196	163	137	152	169	152	153	189
Typhoid and paratyphoid fever (1).....	3								1		1		1
Malaria (5).....													
Smallpox (6).....													
Measles (7).....	18	2	1	3	2	4	4	1					
Scarlet fever (8).....	4				3				1				
Whooping cough (9).....	11	1				3			3	1		1	
Diphtheria (10).....	15	1		2	1	6	1			1	1		3
Influenza (11).....	37	6	6	3	2	4	2			1	2	2	9
Dysentery (16).....	1									1			
Erysipelas (21).....	4				1		1			1		1	
Lethargic encephalitis (23).....	2		1										
Meningococcus meningitis (24).....	18				3		3		1	4	3	2	2
Tuberculosis of the respiratory system (31).....	370	28	25	30	41	42	33	35	41	29	22	20	24
Other forms of tuberculosis (32-37).....	75	12	7	10	4	2	8	7	4	4	6	8	3
Diabetes mellitus (57).....	14	1		1	1	2	1	2	1	1	1	1	3
Cerebral hemorrhage and softening (74, 83).....	57	6	5	8	5	3	8	3	4	5	2	2	6
Other [organic] diseases of the heart (90).....	183	11	15	15	18	19	10	12	16	17	17	15	18
Bronchitis (99).....	11	1		1	1		2	1	1	2	1		1
Broncho-pneumonia (100).....	128	9	11	11	17	20	15	3	2	3	3	7	27
Pneumonia (101).....	206	17	18	31	24	19	15	7	1	14	17	19	24
Diarrhea and enteritis [under 2 years] (113).....	31	3		4	1	2	1	2	6	7	3	1	1
Diarrhea and enteritis [2 years and over] (114).....	5									4	1		
Nephritis (128, 129).....	98	8	12	15	11	9	4	9	3	5	6	8	8
Puerperal septicemia (146).....	11	2	1	2	1	2			1	1		1	
Other puerperal causes (143-145, 147-150).....	18	4	3	2	3	2			1		1	2	
Suicide (165-174).....	11		1	1	1			2	2	2			2
Automobile accidents (188c).....	15			1	1	2	1	3	1	1	2	1	2
Automobile—railroad-train collision (part of 188a).....													
Automobile—street-car collision (part of 188b).....													
Other external causes (175-187, part of 188a, b, 188d-203).....	155	6	8	11	12	14	11	8	21	21	14	14	15
All other causes.....	532	37	43	45	61	41	43	41	41	45	47	48	40

1 Excludes collision with railroad trains and street cars.

MORTALITY STATISTICS

TABLE 10 A.—DEATHS (EXCLUSIVE OF STILLBIRTHS) FROM IMPORTANT CAUSES, BY MONTHS, IN LARGE CITIES: 1928—Continued

[See note at head of this table, p. 364]

AREA AND CAUSE OF DEATH	All deaths	Jan.	Feb.	Mar.	Apr.	May	June	July	Aug.	Sept.	Oct.	Nov.	Dec.
GRAND RAPIDS, MICH., all causes.....	1,787	115	149	151	181	172	105	123	111	116	156	155	253
Typhoid and paratyphoid fever (1).....	1							1					
Malaria (5).....													
Smallpox (6).....													
Measles (7).....	2			1				1					
Scarlet fever (8).....	1											1	
Whooping cough (9).....	7		1	1					1			2	2
Diphtheria (10).....													
Influenza (11).....	92	3	3	8	7	6	2	1	1	3	4	4	50
Dysentery (16).....													
Erysipelas (21).....	8		1	2	4	1							
Lethargic encephalitis (23).....	2					1		1					
Meningococcus meningitis (24).....	2						1					1	
Tuberculosis of the respiratory system (31).....	41	6	5	1	3	4	5	2	2	5	5	4	1
Other forms of tuberculosis (32-37).....	9	1	1	1			2	2					2
Diabetes mellitus (57).....	42	4	3	3	6	3	3	2	1	2	3	4	8
Cerebral hemorrhage and softening (74, 83).....	176	10	14	17	15	26	13	10	11	11	19	13	17
Other [organic] diseases of the heart (90).....	328	19	22	28	25	38	24	23	23	22	34	34	36
Bronchitis (99).....	5	1	1		2	2					2	2	
Broncho-pneumonia (100).....	45	3	2	5	4	7	1	2	2	1	3		13
Pneumonia (101).....	54	5	2	3	9	7	2	1	1		4	5	15
Diarrhea and enteritis [under 2 years] (113).....	22	2	2	1	5	2	1	1	3	2	3		
Diarrhea and enteritis [2 years and over] (114).....	6				1	2			2			1	
Nephritis (128, 129).....	110	13	11	8	10	7	9	10	9	8	7	13	5
Puerperal septicemia (146).....	14	1	1	1	3	1	2	1	1	1	1		2
Other puerperal causes (143-145, 147-150).....	15	1	2		4			1	1	1	1	1	3
Suicide (165-174).....	15	1		2	2	1	1	2		1	4	1	1
Automobile accidents ¹ (188c).....	33	3	1	2	5	3	2	4	6	2	2	3	
Automobile—railroad-train collision (part of 188a).....	3				1								2
Automobile—street-car collision (part of 188b).....	2									2			
Other external causes (175-187, part of 188a, b, 188d-203).....	80	6	4	8	8	6	6	8	5	5	7	8	9
All other causes.....	672	36	73	61	69	55	31	52	43	50	57	58	87
MINNEAPOLIS, MINN., all causes.....	4,946	447	383	417	519	442	338	342	328	340	393	405	592
Typhoid and paratyphoid fever (1).....	1								1				
Malaria (5).....													
Smallpox (6).....													
Measles (7).....	6				2	2		1					1
Scarlet fever (8).....	13	3	1	2	3	2				1			
Whooping cough (9).....	13		1	1	2		2	2				2	3
Diphtheria (10).....	23	2	1	2	2	5		1	1	3		1	5
Influenza (11).....	160	10	7	7	28	26	2	7	1	2	2	3	65
Dysentery (16).....	2											1	1
Erysipelas (21).....	15	2			3	4	2					2	2
Lethargic encephalitis (23).....	10	1		1		2				3	2		1
Meningococcus meningitis (24).....	11	2				1		1				2	2
Tuberculosis of the respiratory system (31).....	134	15	17	12	13	9	4	4	13	11	9	12	15
Other forms of tuberculosis (32-37).....	33	1	2	5	1	3	4	4	3		3	3	4
Diabetes mellitus (57).....	108	8	4	9	12	11	4	10	8	6	8	11	17
Cerebral hemorrhage and softening (74, 83).....	320	29	24	31	34	25	20	14	24	22	34	23	40
Other [organic] diseases of the heart (90).....	686	63	45	46	74	49	49	50	44	54	52	55	105
Bronchitis (99).....	19	4	3	1	2	2	2		2		1	1	1
Broncho-pneumonia (100).....	201	15	9	20	24	16	13	9	12	13	18	23	29
Pneumonia (101).....	284	26	24	35	53	23	16	9	6	10	15	26	41
Diarrhea and enteritis [under 2 years] (113).....	22	5	3	1	1	2	1	1	1	2	3		3
Diarrhea and enteritis [2 years and over] (114).....	14	1			1	3		2	1	1	1	2	
Nephritis (128, 129).....	220	27	23	16	25	15	17	7	6	17	22	24	21
Puerperal septicemia (146).....	22	2	3	4	2	2	2	3	2			1	
Other puerperal causes (143-145, 147-150).....	35	2	3	7	5	4	3		3	2	3	2	2
Suicide (165-174).....	84	4	8	5	8	9	4	12	8	5	9	7	5
Automobile accidents ¹ (188c).....	89	2	5	3	1	7	7	6	5	14	11	15	13
Automobile—railroad-train collision (part of 188a).....	5			1	1		1		1	1			
Automobile—street-car collision (part of 188b).....	9		5			2			1	1			
Other external causes (175-187, part of 188a, b, 188d-203).....	268	20	31	19	19	21	20	29	19	19	27	26	18
All other causes.....	2,139	203	162	189	203	199	183	169	166	153	171	183	198
ST. PAUL, MINN., all causes.....	3,044	287	254	294	270	291	234	222	203	196	215	240	338
Typhoid and paratyphoid fever (1).....	4	1					1			2			
Malaria (5).....													
Smallpox (6).....													
Measles (7).....	2												
Scarlet fever (8).....	9				1	3	1	1	3				1
Whooping cough (9).....	4				1								
Diphtheria (10).....	92	5	5	6	3	21	5	4		1	7	3	33
Influenza (11).....													
Dysentery (16).....													
Erysipelas (21).....	11	2		3	1	2	2	1					
Lethargic encephalitis (23).....	10			1		2	1		2	3			1
Meningococcus meningitis (24).....	5					3		1					1
Tuberculosis of the respiratory system (31).....	158	13	15	18	16	14	12	13	14	8	11	12	12
Other forms of tuberculosis (32-37).....	42	2	8	1	3	3	5	3	6	2	1	4	4
Diabetes mellitus (57).....	51	7	3	4	2	5	5	3	4	4	4	5	5
Cerebral hemorrhage and softening (74, 83).....	220	23	17	27	16	23	21	18	15	13	10	17	20
Other [organic] diseases of the heart (90).....	472	47	36	36	43	43	42	23	34	41	27	44	56
Bronchitis (99).....	16		2	6	3	1				2			2
Broncho-pneumonia (100).....	129	17	13	6	14	8	14	6	3	4	12	9	28
Pneumonia (101).....	125	11	11	12	17	18	5	4	3	3	11	5	25
Diarrhea and enteritis [under 2 years] (113).....	13	2			2	1		2	2	1			
Diarrhea and enteritis [2 years and over] (114).....	11	2			3					3	1	1	1
Nephritis (128, 129).....	147	15	13	13	16	13	8	12	16	8	13	11	9
Puerperal septicemia (146).....	18	3	4	5	1			1		1	1	1	2
Other puerperal causes (143-145, 147-150).....	19	1	3	1	3		2	1	1	2	1	1	3
Suicide (165-174).....	30		3	3	2	2	3	3	2	2	2	3	5
Automobile accidents ¹ (188c).....	58	2	3	3	4	6		12	3	2	10	6	7
Automobile—railroad-train collision (part of 188a).....	6	1		1								2	2
Automobile—street-car collision (part of 188b).....	1												
Other external causes (175-187, part of 188a, b, 188d-203).....	138	11	14	17	10	11	7	19	10	12	7	10	10
All other causes.....	1,253	121	102	130	109	112	100	95	84	84	96	106	114

¹ Excludes collision with railroad trains and street cars.

CAUSES OF DEATH, BY MONTH OF OCCURRENCE

377

TABLE 10 A.—DEATHS (EXCLUSIVE OF STILLBIRTHS) FROM IMPORTANT CAUSES, BY MONTHS, IN LARGE CITIES: 1928—Continued

[See note at head of this table, p. 364]

AREA AND CAUSE OF DEATH	All deaths	Jan.	Feb.	Mar.	Apr.	May	June	July	Aug.	Sept.	Oct.	Nov.	Dec.
KANSAS CITY, MO. (WHITE), all causes	4,671	400	383	467	372	361	340	369	309	318	365	356	631
Typhoid and paratyphoid fever (1)	7		1	1		1		2		2			
Malaria (5)	4								2		1		
Smallpox (6)	1												
Measles (7)	6				2			2		1			
Scarlet fever (8)	16	2		2	5	2	1				2	1	2
Whooping cough (9)	16	1	1	4	3	2			2	1		1	1
Diphtheria (10)	18	2	4		1	1	1		1	1	3	4	1
Influenza (11)	131	9	3	15	13	9	3	2		2	4	2	69
Dysentery (16)	3						1	2					
Erysipelas (21)	9	1	1	3									
Lethargic encephalitis (23)	8			1		1	1		2		1	2	1
Meningococcus meningitis (24)	38	2		7	4	9		5	3		1	1	1
Tuberculosis of the respiratory system (31)	216	11	19	15	17	12	24	19	19	14	24	20	6
Other forms of tuberculosis (32-37)	28	3		4	3	2	1	5	1	2	5	1	1
Diabetes mellitus (57)	84	8	9	6	6	4	5	5	3	6	8	11	13
Cerebral hemorrhage and softening (74, 83)	269	22	29	27	17	17	18	29	16	16	20	27	31
Other [organic] diseases of the heart (90)	596	50	59	50	38	41	44	37	33	37	52	56	99
Bronchitis (99)	16	3	3	2	4	3		1	1	1	1	1	1
Broncho-pneumonia (100)	222	22	18	26	23	18	7	3	12	2	11	12	68
Pneumonia (101)	228	32	15	38	23	17	9	2	9	5	8	12	58
Diarrhea and enteritis [under 2 years] (113)	48	1	1	1	3	1	4	11	9	11	4	1	1
Diarrhea and enteritis [2 years and over] (114)	11				3	2		2	2	2			
Nephritis (128, 129)	508	40	47	55	49	33	43	44	35	32	35	39	56
Puerperal septicemia (146)	30	6	3			2	3	3	4	1	3	1	
Other puerperal causes (143-145, 147-150)	29	2	1	1	5	2	2	2	2	5	3	1	3
Suicide (165-174)	80	4	2	10	6	5	7	5	9	11	7	6	8
Automobile accidents ¹ (188c)	82	7	4	6	3	6	8	7	9	5	7	7	13
Automobile—railroad-train collision (part of 188a)	4								2	1			1
Automobile—street-car collision (part of 188b)	9	1				1	2		1	2			1
Other external causes (175-187, part of 188a, b, 188d-203)	250	22	24	21	16	25	14	30	12	15	21	24	26
All other causes	1,704	149	142	168	128	145	142	151	120	143	143	126	147
KANSAS CITY, MO. (COLORED), all causes	922	70	91	93	94	83	66	76	60	52	67	68	102
Typhoid and paratyphoid fever (1)	2				1				1				
Malaria (5)													
Smallpox (6)													
Measles (7)													
Scarlet fever (8)													
Whooping cough (9)	9		1				2	1			2	1	2
Diphtheria (10)													
Influenza (11)	21		3	4	1	1							12
Dysentery (16)	1								1				
Erysipelas (21)	1												1
Lethargic encephalitis (23)	1						1						
Meningococcus meningitis (24)	24			3	3	9	4	1	2		1		1
Tuberculosis of the respiratory system (31)	131	13	12	10	21	10	9	7	8	13	6	10	12
Other forms of tuberculosis (32-37)	13	2		2		2	3	2			1	1	
Diabetes mellitus (57)	8		2	1			1		1		1	1	1
Cerebral hemorrhage and softening (74, 83)	32	2	1	3	7	4	2	2	3	1		3	5
Other [organic] diseases of the heart (90)	100	9	11	10	5	8	11	8	6	9	6	7	10
Bronchitis (99)													
Broncho-pneumonia (100)	51	5	11	3	7	4	4	1	6	1	1	2	6
Pneumonia (101)	66	6	9	7	7	8	3	1	1	2	2	8	13
Diarrhea and enteritis [under 2 years] (113)	5		1					1	1			2	
Diarrhea and enteritis [2 years and over] (114)	5							1	1			1	
Nephritis (128, 129)	160	5	7	22	20	11	7	15	11	6	13	15	18
Puerperal septicemia (146)	1	1											
Other puerperal causes (143-145, 147-150)	2		1			1							
Suicide (165-174)													
Automobile accidents ¹ (188c)	14	3	1				1	2	2	2	1		2
Automobile—railroad-train collision (part of 188a)													
Automobile—street-car collision (part of 188b)													
Other external causes (175-187, part of 188a, b, 188d-203)	75	8	5	6	6	6	7	12	4	5	8	3	5
All other causes	210	16	25	22	16	19	11	23	12	12	26	14	14
ST. LOUIS, MO. (WHITE), all causes	10,083	936	847	1,072	867	906	713	809	721	641	772	760	1,039
Typhoid and paratyphoid fever (1)	12			1	1			3	2	2	2		1
Malaria (5)	5					1	1						
Smallpox (6)													
Measles (7)	31	1	2	5	9	10	2	2					
Scarlet fever (8)	22	3	3	1	3	3			1	1	1	2	4
Whooping cough (9)	30	4	2	5	6	1	2	2	2	3	1	1	1
Diphtheria (10)	62	8	6	9	4	7		3	4	6	4	4	7
Influenza (11)	169	12	9	53	30	15	3	6	2	2	4	4	29
Dysentery (16)	8	1				1							
Erysipelas (21)	23	3	3	1	3	3	2	1	2	2	2		1
Lethargic encephalitis (23)	10	2		2	1	1	1						3
Meningococcus meningitis (24)	44	4	4	6	2	6	1	4	4	3	3	1	6
Tuberculosis of the respiratory system (31)	338	27	39	41	37	34	25	19	24	26	20	19	27
Other forms of tuberculosis (32-37)	59	7	3	8	6	6	6	8	4	2	3	3	3
Diabetes mellitus (57)	188	18	14	21	13	16	13	17	11	6	19	21	19
Cerebral hemorrhage and softening (74, 83)	471	45	40	40	45	56	38	34	36	29	25	35	48
Other [organic] diseases of the heart (90)	1,851	165	168	209	172	162	141	140	119	115	132	127	201
Bronchitis (99)	52	7	6	11	6	3	2	3		1	3	4	6
Broncho-pneumonia (100)	411	30	40	65	56	38	16	19	13	14	23	29	63
Pneumonia (101)	669	64	78	129	58	50	32	22	23	18	32	51	112
Diarrhea and enteritis [under 2 years] (113)	102	8	6	3	2	4		9	18	22	15	5	7
Diarrhea and enteritis [2 years and over] (114)	18	2	1	1		1	1	3	5	2			
Nephritis (128, 129)	1,266	137	120	112	98	121	104	96	89	84	115	87	103
Puerperal septicemia (146)	33	1	5	2	2	6		2	2	7	3	1	2
Other puerperal causes (143-145, 147-150)	34	3	2	3	1	3		4	7	1	4	4	2
Suicide (165-174)	193	16	15	11	13	18	12	17	17	10	20	17	24
Automobile accidents ¹ (188c)	176	13	7	9	7	11	5	18	21	18	23	20	27
Automobile—railroad-train collision (part of 188a)	1		1										
Automobile—street-car collision (part of 188b)	14			1			1	4				1	4
Other external causes (175-187, part of 188a, b, 188d-203)	500	59	32	36	34	38	37	56	43	32	41	43	49
All other causes	3,291	296	239	287	258	291	265	314	267	232	274	278	290

¹ Excludes collision with railroad trains and street cars.

MORTALITY STATISTICS

TABLE 10 A.—DEATHS (EXCLUSIVE OF STILLBIRTHS) FROM IMPORTANT CAUSES, BY MONTHS, IN LARGE CITIES: 1928—Continued

[See note at head of this table, p. 364]

AREA AND CAUSE OF DEATH	All deaths	Jan.	Feb.	Mar.	Apr.	May	June	July	Aug.	Sept.	Oct.	Nov.	Dec.
ST. LOUIS, MO. (COLORED), all causes	2,043	177	168	187	195	178	154	151	155	133	168	146	231
Typhoid and paratyphoid fever (1)	7						1			1	1	2	2
Malaria (5)	2									1		1	
Smallpox (6)													
Measles (7)	1		1		1	1						1	
Scarlet fever (8)	6												4
Whooping cough (9)	15	3	3	4	2	1			1			1	
Diphtheria (10)	31		4	8	9	2		1	1				6
Influenza (11)	1									1			
Dysentery (16)	1							1					
Erysipelas (21)	2								1			1	
Lethargic encephalitis (23)	14			1	2	6	1	2	1		1		
Meningococcus meningitis (24)	254	19	15	24	28	21	25	13	27	20	22	17	23
Tuberculosis of the respiratory system (31)	35	3	6		5	4	1	3	5	2	2	1	3
Other forms of tuberculosis (32-37)	11		2	1	2			2	1	1			2
Diabetes mellitus (57)	78	9	1	4	10	10	7	3	6	3	5	6	14
Cerebral hemorrhage and softening (74, 83)	351	39	30	33	32	30	23	24	29	25	31	15	40
Other [organic] diseases of the heart (90)	11		1	2	1			1	1	1	2		2
Bronchitis (99)	102	5	8	16	21	10	7	2	2	2	7	3	19
Broncho-pneumonia (100)	171	13	22	16	23	16	11	9	11	2	8	14	26
Pneumonia (101)	23	1		2		2	1	6	3	3		1	4
Diarrhea and enteritis [under 2 years] (113)	2							1					
Diarrhea and enteritis [2 years and over] (114)	282	27	24	20	18	22	26	26	19	19	27	27	27
Nephritis (128, 129)	9			3	1		1	1	1	1			1
Puerperal septicemia (146)	14	1	3			2		2	1	1	1	3	
Other puerperal causes (143-145, 147-150)	7	1		1		1	2	1	1				
Suicide (165-174)	29	2	1	1	3	3	2	3	4	1	2	5	2
Automobile accidents ¹ (188c)													
Automobile-railroad-train collision (part of 188a)	125	15	13	12	11	10	4	10	7	12	12	11	8
Automobile-street-car collision (part of 188b)	450	39	34	39	24	37	42	40	33	36	47	37	48
Other external causes (175-187, part of 188a, b, 188d-203)													
All other causes													
OMAHA, NEBR., all causes	2,884	258	241	279	242	224	199	221	214	203	205	229	369
Typhoid and paratyphoid fever (1)	9	1			1		1	1	2				3
Malaria (5)	1		1										
Smallpox (6)													
Measles (7)	2			1									
Scarlet fever (8)	5				1			2		1	1		
Whooping cough (9)	17		2	2	1		3	1		1	3	4	
Diphtheria (10)	116	3	3	9	7	5	1	4		4	2	7	71
Influenza (11)													
Dysentery (16)	9	1	1	1	1	2		1				1	1
Erysipelas (21)	5							2	1	1		1	
Lethargic encephalitis (23)	8							1				5	1
Meningococcus meningitis (24)	94	8	7	13	7	8	8	4	13	4	9	6	7
Tuberculosis of the respiratory system (31)	14	1	1	2	1	2	4						3
Other forms of tuberculosis (32-37)	62	9	3	8	3	5	6	6	1	4	2	6	9
Diabetes mellitus (57)	172	19	9	22	9	16	19	16	17	15	11	10	10
Cerebral hemorrhage and softening (74, 83)	436	33	39	36	37	35	28	33	33	43	31	31	57
Other [organic] diseases of the heart (90)	5							1				1	3
Bronchitis (99)	100	6	10	10	12	10	4	2	2	7	4	6	27
Broncho-pneumonia (100)	142	16	19	22	21	12		4	2	2	7	10	29
Pneumonia (101)	20	1	2	4	2	2	2	2	5	2			
Diarrhea and enteritis [under 2 years] (113)	9		1	1		1	1	3	3	2			
Diarrhea and enteritis [2 years and over] (114)	159	12	12	10	17	12	9	17	11	8	10	18	23
Nephritis (128, 129)	18		1	1		2	4	6	1	1	1	2	
Puerperal septicemia (146)	23	1	2	4	2	1	3	4	4	1		1	4
Other puerperal causes (143-145, 147-150)	54	7	5	3	5	2	1	5	2	8	7	5	4
Suicide (165-174)	45	5	4	1	2	1	6	4	4	4	2	6	6
Automobile accidents ¹ (188c)													
Automobile-railroad-train collision (part of 188a)	1	1											
Automobile-street-car collision (part of 188b)	163	12	14	23	8	14	11	17	13	10	6	17	18
Other external causes (175-187, part of 188a, b, 188d-203)	1,195	122	104	106	107	101	94	86	101	85	105	91	93
All other causes													
CAMDEN, N. J., all causes	1,700	135	139	189	173	135	157	118	121	97	115	127	194
Typhoid and paratyphoid fever (1)	6					1			2		1	1	1
Malaria (5)													
Smallpox (6)	18		1										
Measles (7)	1												
Scarlet fever (8)	23			2	3	1	2	1		1	3	2	1
Whooping cough (9)	10	2	1	3	1	3	2	3			2	1	1
Diphtheria (10)	29	2	2	7		3					2	2	10
Influenza (11)													
Dysentery (16)	5	2		1	1		1						
Erysipelas (21)	4	1		1	1		1						
Lethargic encephalitis (23)	2	1	1										
Meningococcus meningitis (24)	45	4	7	6	4	3	9	2			3	1	2
Tuberculosis of the respiratory system (31)	13	1	2		1	1	1		1	1		3	2
Other forms of tuberculosis (32-37)	34	2	3	5	3	2	3	1	3	2	1	2	7
Diabetes mellitus (57)	111	8	8	15	14	10	11	5	9	6	10	6	9
Cerebral hemorrhage and softening (74, 83)	244	23	21	14	20	23	19	19	20	19	21	17	28
Other [organic] diseases of the heart (90)	9		2	2	1		1		1	2			2
Bronchitis (99)	85	7	7	13	10	4	2	5	2	2	8	10	15
Broncho-pneumonia (100)	124	11	13	21	15	9	14	5	1	5	3	6	21
Pneumonia (101)	47	2	3	3		4	5	4	12	6	2	3	3
Diarrhea and enteritis [under 2 years] (113)	3	1						1		1			
Diarrhea and enteritis [2 years and over] (114)	139	13	12	17	14	8	7	10	10	7	15	11	15
Nephritis (128, 129)	20	1	2	3	2		3	1	1	2	3	2	
Puerperal septicemia (146)	16	3	2	3	3	1		1		3			
Other puerperal causes (143-145, 147-150)	27	2	2	4	4	3	5		2	1	1		3
Suicide (165-174)	77	4		10	4	8	7	13	3	5	5	9	9
Automobile accidents ¹ (188c)	4						1	1			2		
Automobile-railroad-train collision (part of 188a)													
Automobile-street-car collision (part of 188b)	101	8	6	11	15	6	10	6	12	5	6	7	9
Other external causes (175-187, part of 188a, b, 188d-203)	494	37	44	48	50	41	46	40	40	29	27	44	48
All other causes													

¹ Excludes collision with railroad trains and street cars.

CAUSES OF DEATH, BY MONTH OF OCCURRENCE

379

TABLE 10 A.—DEATHS (EXCLUSIVE OF STILLBIRTHS) FROM IMPORTANT CAUSES, BY MONTHS, IN LARGE CITIES: 1928—Continued

[See note at head of this table, p. 364]

AREA AND CAUSE OF DEATH	All deaths	Jan.	Feb.	Mar.	Apr.	May	June	July	Aug.	Sept.	Oct.	Nov.	Dec.
JERSEY CITY, N. J., all causes.....	3,969	370	360	357	423	413	303	286	286	248	301	290	332
Typhoid and paratyphoid fever (1).....	2									1	1		
Malaria (5).....													
Smallpox (6).....													
Measles (7).....	43			2	16	18	4	2	1				
Scarlet fever (8).....	5		1	2		1	1						
Whooping cough (9).....	23				2	4	3	1	3	4	1	1	2
Diphtheria (10).....	62	12	5	2	8	6	5	3	3	4	4	7	3
Influenza (11).....	40	5	2	6	4	5	3		1	2	1	2	9
Dysentery (16).....	1									1			
Erysipelas (21).....	10			2		1	1	2			1	2	1
Lethargic encephalitis (23).....	3				2								
Meningococcus meningitis (24).....	17	1				2	1	3	1		1	4	4
Tuberculosis of the respiratory system (31).....	216	15	20	22	18	22	12	16	19	11	22	21	18
Other forms of tuberculosis (32-37).....	28	2	1	4	5	1	2	4	3	2	1		3
Diabetes mellitus (57).....	86	4	12	8	8	9	5	4	7	6	3	6	14
Cerebral hemorrhage and softening (74, 83).....	235	23	24	20	20	27	17	18	20	15	18	16	17
Other [organic] diseases of the heart (90).....	740	80	56	64	85	87	62	36	40	56	55	58	61
Bronchitis (99).....	19	1	6	1	1	1	1	1	2	2	1	1	1
Broncho-pneumonia (100).....	244	21	35	34	40	24	15	10	5	10	14	12	24
Pneumonia (101).....	285	30	34	35	43	31	19	10	7	7	15	17	37
Diarrhea and enteritis [under 2 years] (113).....	96	8	5	1	4	7	4	15	30	5	5	3	9
Diarrhea and enteritis [2 years and over] (114).....	16				3	1		3	4	3	1		
Nephritis (128, 129).....	302	36	21	28	25	23	19	36	17	17	33	20	27
Puerperal septicemia (146).....	23	1	4	4		3	2	4			3	1	1
Other puerperal causes (143-145, 147-150).....	19				3	2	3	1	3	1	2	3	1
Suicide (165-174).....	38	1	5	2	2	7	2	5	1	1	4	5	3
Automobile accidents ¹ (188c).....	48	3	5	5	2	3	2	4	3	5	1	9	6
Automobile—railroad-train collision (part of 188a).....	1												
Automobile—street-car collision (part of 188b).....	1												
Other external causes (175-187, part of 188a, b, 188d-203).....	201	12	16	15	21	21	20	14	20	16	17	17	12
All other causes.....	1,165	115	105	100	111	107	99	94	95	79	96	85	79
NEWARK, N. J., all causes.....	5,495	462	511	568	492	535	437	363	406	376	429	400	516
Typhoid and paratyphoid fever (1).....	5				1				1	1	1	1	
Malaria (5).....													
Smallpox (6).....													
Measles (7).....	36	1	1	9	10	11	1	2	1				
Scarlet fever (8).....	3			1				1				1	
Whooping cough (9).....	17	2	3	4	2	1		1	3			1	
Diphtheria (10).....	32	2	2	3	3	3	3	2	1	1	1	5	6
Influenza (11).....	59	5	3	6	7	9		2	3	3	2	5	14
Dysentery (16).....													
Erysipelas (21).....	8		2		2	1			2				1
Lethargic encephalitis (23).....	5		1							1			
Meningococcus meningitis (24).....	8				2	1			1				2
Tuberculosis of the respiratory system (31).....	265	16	24	20	23	23	26	25	27	20	23	20	18
Other forms of tuberculosis (32-37).....	43	3	2	15	12	3	4	3	5	4	3	3	8
Diabetes mellitus (57).....	137	10	13	15	12	7	10	11	13	9	18	11	8
Cerebral hemorrhage and softening (74, 83).....	321	25	29	29	28	26	31	21	21	27	18	28	38
Other [organic] diseases of the heart (90).....	973	87	89	92	84	98	74	60	68	48	82	79	112
Bronchitis (99).....	25	3	4	5	2	2	1	1	1	1	1	2	3
Broncho-pneumonia (100).....	185	20	26	29	21	21	12	4	10	10	21	21	17
Pneumonia (101).....	386	34	48	54	44	51	25	18	9	10	21	21	51
Diarrhea and enteritis [under 2 years] (113).....	59	3	7	6	4	2	6	8	12	12	15	6	8
Diarrhea and enteritis [2 years and over] (114).....	16	2		1		1				2	2	4	2
Nephritis (128, 129).....	453	38	56	47	40	53	33	32	27	31	39	25	37
Puerperal septicemia (146).....	27	2	1	4	4	3	1	1	3	1	3	3	1
Other puerperal causes (143-145, 147-150).....	33	4	1	5	1	3	3	3	2	2	1	3	5
Suicide (165-174).....	83	7	8	5	7	8	10	8	7	4	7	6	10
Automobile accidents ¹ (188c).....	117	8		10	9	13	12	8	8	12	10	7	12
Automobile—railroad-train collision (part of 188a).....													
Automobile—street-car collision (part of 188b).....													
Other external causes (175-187, part of 188a, b, 188d-203).....	265	27	23	23	23	27	16	23	25	15	24	24	15
All other causes.....	1,899	163	161	194	153	171	170	130	153	161	150	138	165
PATERSON, N. J., all causes.....	1,836	171	160	191	154	183	158	117	125	117	146	143	171
Typhoid and paratyphoid fever (1).....	2		1						1				
Malaria (5).....	1												
Smallpox (6).....													
Measles (7).....	8		1			1	2	2	1			1	
Scarlet fever (8).....	4				1	2							
Whooping cough (9).....	6		2						2			1	
Diphtheria (10).....	13	3		1	1	1	1	1	1		2		2
Influenza (11).....	29	5	1	3	3	5	1	1	1			3	6
Dysentery (16).....	1												
Erysipelas (21).....	11	1		1	6		2				1		
Lethargic encephalitis (23).....	1												
Meningococcus meningitis (24).....	7			1		1		2	2		1		
Tuberculosis of the respiratory system (31).....	96	12	9	17	7	8	8	5	7	5	4	5	9
Other forms of tuberculosis (32-37).....	13		1			3		3	2		3		1
Diabetes mellitus (57).....	47	7	8	4	4	5	9	3	1	1	2	2	1
Cerebral hemorrhage and softening (74, 83).....	157	17	13	20	9	16	16	6	11	10	9	15	15
Other [organic] diseases of the heart (90).....	269	29	27	20	27	28	16	18	16	19	26	25	18
Bronchitis (99).....	8		2	2	1	1					1		
Broncho-pneumonia (100).....	60	3	4	10	6	8	3	1		3	6	2	4
Pneumonia (101).....	111	9	14	19	19	14	4	1	4	3	4	9	11
Diarrhea and enteritis [under 2 years] (113).....	13		2					1	2	1	3	3	1
Diarrhea and enteritis [2 years and over] (114).....	6			1					2		1		
Nephritis (128, 129).....	169	16	10	15	10	16	13	15	10	10	11	11	32
Puerperal septicemia (146).....	7			1				2		1		1	
Other puerperal causes (143-145, 147-150).....	11	1	1	1	2		2	2		1	2		1
Suicide (165-174).....	26	1	1	4		4	2	2	3	3	4	1	1
Automobile accidents ¹ (188c).....	57	2	2	2	6	7	3	7	4	5	5	6	8
Automobile—railroad-train collision (part of 188a).....													
Automobile—street-car collision (part of 188b).....													
Other external causes (175-187, part of 188a, b, 188d-203).....	82	5	7	5	10	5	12	6	7	4	4	9	8
All other causes.....	631	57	53	63	41	58	60	41	48	51	57	49	53

¹ Excludes collision with railroad trains and street cars

MORTALITY STATISTICS

TABLE 10 A.—DEATHS (EXCLUSIVE OF STILLBIRTHS) FROM IMPORTANT CAUSES, BY MONTHS, IN LARGE CITIES: 1928—Continued

[See note at head of this table, p. 364]

AREA AND CAUSE OF DEATH	All deaths	Jan.	Feb.	Mar.	Apr.	May	June	July	Aug.	Sept.	Oct.	Nov.	Dec.
TRENTON, N. J., all causes	1,839	138	142	187	157	187	145	140	149	136	131	141	186
Typhoid and paratyphoid fever (1)	3									2		1	
Malaria (5)													
Smallpox (6)													
Measles (7)	3	1		1				1					
Scarlet fever (8)			2										
Whooping cough (9)	3	1	1										1
Diphtheria (10)	2		1										
Influenza (11)	19	1	3	2	3		1					2	7
Dysentery (16)	1								1				
Erysipelas (21)	4		1									1	1
Lethargic encephalitis (23)	3		1							2			
Meningococcus meningitis (24)	3				1	2							
Tuberculosis of the respiratory system (31)	68	6		8	3	4	10	9	9	3	7	2	7
Other forms of tuberculosis (32-37)	12	1			1	3		1	1	1	2	1	1
Diabetes mellitus (57)	31	1	2	1		5	1	4	1	2	5	5	4
Cerebral hemorrhage and softening (74, 83)	122	18	12	9	10	20	11	8	7	8	4	6	9
Other [organic] diseases of the heart (90)	349	28	31	36	29	33	23	33	24	24	26	27	35
Bronchitis (99)	5				1							1	3
Broncho-pneumonia (100)	49	6	3	9	7	4	1		1	3	2	3	10
Pneumonia (101)	89	9	11	11	8	11	10	2	4	2	3	3	15
Diarrhea and enteritis [under 2 years] (113)	40		1	4	5	5	2		4	5	1	3	
Diarrhea and enteritis [2 years and over] (114)	14	3		1	1	2		1	1	2	1	1	1
Nephritis (128, 129)	141	12	9	14	10	17	16	7	12	14	10	12	8
Puerperal septicemia (146)	12			3	3		1			3	1	1	2
Other puerperal causes (143-145, 147-150)	22	2	1	4	2	1	1	3	2			2	3
Suicide (165-174)	50	3	2	7	3	2	4	8	8		5	1	3
Automobile accidents (188c)	2		1		1								
Automobile-railroad-train collision (part of 188a)	1					1							
Automobile-street-car collision (part of 188b)	114	7	16	9	9	6	8	11	11	5	8	8	16
Other external causes (175-187, part of 188a, b, 188d-203)	663	36	44	64	61	68	56	48	61	56	55	59	55
All other causes													
ALBANY, N. Y., all causes	1,994	168	171	180	190	199	135	154	135	142	155	167	198
Typhoid and paratyphoid fever (1)	1		1										
Malaria (5)													
Smallpox (6)													
Measles (7)	3		1			1							
Scarlet fever (8)	9	1	2	1		2	2		1			1	
Whooping cough (9)	5	2	1							1	1		
Diphtheria (10)	24			2	2	4	3				1	2	9
Influenza (11)													
Dysentery (16)	1												1
Erysipelas (21)	3		1				1						1
Lethargic encephalitis (23)	5		1		1				1				1
Meningococcus meningitis (24)	102	12	10	7	10	10	5	13	6	7	7	8	7
Tuberculosis of the respiratory system (31)	14	1	2	2	1	1	1		1	2	2	1	1
Other forms of tuberculosis (32-37)	52	5	3	4	1	4	7	1	1	2	8	7	9
Diabetes mellitus (57)	121	11	12	10	10	9	10	13	4	7	6	14	15
Cerebral hemorrhage and softening (74, 83)	431	38	42	39	37	42	33	25	38	24	38	35	40
Other [organic] diseases of the heart (90)	5				3				1		1		
Bronchitis (99)	58	3	5	5	9	12	2	3	3	3	3	7	6
Broncho-pneumonia (100)	91	10	7	11	9	7	4	4	5	3	7	7	17
Pneumonia (101)	15	1	3		2	1		3		2	2	2	1
Diarrhea and enteritis [under 2 years] (113)	4			1						1			1
Diarrhea and enteritis [2 years and over] (114)	187	15	11	22	21	25	11	19	9	11	13	12	18
Nephritis (128, 129)	5				2				1		1	1	
Puerperal septicemia (146)	14	1	2		1	3	1	2	1	1	1	1	1
Other puerperal causes (143-145, 147-150)	14				3			1	3	1	2	1	3
Suicide (165-174)	39	1	2	2	5	5		4		5	4		7
Automobile accidents (188c)	1								1				1
Automobile-railroad-train collision (part of 188a)	2												
Automobile-street-car collision (part of 188b)	88	6	4	11	1	10	12	10	6	9	7	6	6
Other external causes (175-187, part of 188a, b, 188d-203)	700	60	61	63	73	62	43	56	56	63	53	57	53
All other causes													
BUFFALO, N. Y., all causes	7,673	640	698	708	695	713	568	532	531	580	631	641	736
Typhoid and paratyphoid fever (1)	12	1		1	1		1	1		2	2	2	1
Malaria (5)													
Smallpox (6)													
Measles (7)	35	8	9	9	4	1	3				1		
Scarlet fever (8)	32	4	3	6	3	2	7	2			1	2	2
Whooping cough (9)	26				4	2	1	2			3	2	
Diphtheria (10)	60	11	6	7	6	4	2	6		8	2	3	5
Influenza (11)	36	4	3	3	1	4					2	3	12
Dysentery (16)			2				2	2					2
Erysipelas (21)	24	4		4	4	2						2	
Lethargic encephalitis (23)	9	1			1			1	2	1			
Meningococcus meningitis (24)	9		1								2		2
Tuberculosis of the respiratory system (31)	424	22	38	39	49	43	31	28	36	36	34	27	41
Other forms of tuberculosis (32-37)	52	2	12	4	8	8	6	8	8	9	8	5	4
Diabetes mellitus (57)	153	10	19	12	10	20	12	11	14	12	13	10	10
Cerebral hemorrhage and softening (74, 83)	446	36	41	40	39	46	29	24	33	36	47	38	35
Other [organic] diseases of the heart (90)	1,456	132	128	132	137	137	108	95	94	81	119	143	150
Bronchitis (99)	67	3	4	7	9	5	4	3	6	6	8	6	12
Broncho-pneumonia (100)	257	26	24	32	31	24	15	11	13	12	19	15	35
Pneumonia (101)	414	38	40	56	34	54	32	17	13	15	23	29	63
Diarrhea and enteritis [under 2 years] (113)	154	14	9	11	14	14	11	8	18	23	16	9	3
Diarrhea and enteritis [2 years and over] (114)	29	3	3	1	3	3		3	4	1	1	3	2
Nephritis (128, 129)	632	58	63	54	62	48	46	49	41	46	50	53	62
Puerperal septicemia (146)	33		5	6	2	5		5		4		3	3
Other puerperal causes (143-145, 147-150)	58	5	9	3	6	7	7	7	1	4	4	5	3
Suicide (165-174)	61	8	4	8	8	8	4	5	4	4	3	5	5
Automobile accidents (188c)	151	13	11	9	4	14	8	12	4	13	21	22	20
Automobile-railroad-train collision (part of 188a)	6				1					1			
Automobile-street-car collision (part of 188b)	344	27	30	24	22	33	28	27	32	34	29	24	34
Other external causes (175-187, part of 188a, b, 188d-203)	2,663	209	229	242	231	232	205	205	210	225	223	228	224
All other causes													

1 Excludes collision with railroad trains and street cars.

CAUSES OF DEATH, BY MONTH OF OCCURRENCE

381

TABLE 10 A.—DEATHS (EXCLUSIVE OF STILLBIRTHS) FROM IMPORTANT CAUSES, BY MONTHS, IN LARGE CITIES: 1928—Continued

[See note at head of this table, p. 364]

AREA AND CAUSE OF DEATH	All deaths	Jan.	Feb.	Mar.	Apr.	May	June	July	Aug.	Sept.	Oct.	Nov.	Dec.
NEW YORK, N. Y. (WHITE), all causes.....	72,597	6,570	6,491	7,105	7,231	7,248	5,591	4,924	5,134	4,839	5,560	5,537	6,367
Typhoid and paratyphoid fever (1).....	79	4	7	1	4	1	1	6	12	12	21	8	2
Malaria (5).....	7	1			1	1	2				1	1	
Smallpox (6).....													
Measles (7).....	353	7	8	34	76	119	65	29	8	1	1	4	1
Scarlet fever (8).....	68	6	5	7	15	16	10	3	1			3	2
Whooping cough (9).....	303	38	30	25	35	40	32	30	22	20	14	10	7
Diphtheria (10).....	616	69	85	60	74	96	56	42	17	18	21	32	46
Influenza (11).....	776	74	78	101	134	128	54	18	7	16	24	40	102
Dysentery (16).....	21		1			1	2	7	2	2	4	3	1
Erysipelas (21).....	184	13	30	27	26	35	14	8	3	1	3	9	15
Lethargic encephalitis (23).....	117	6	12	11	8	16	12	9	9	3	8	5	13
Meningococcus meningitis (24).....	537	8	27	48	81	51	48	54	68	35	43	36	38
Tuberculosis of the respiratory system (31).....	3,929	358	334	412	378	392	317	296	293	258	281	276	334
Other forms of tuberculosis (32-37).....	532	39	47	53	59	55	41	44	50	37	53	24	80
Diabetes mellitus (57).....	1,738	148	137	163	156	183	130	121	135	129	159	124	153
Cerebral hemorrhage and softening (74, 83).....	3,065	308	307	288	283	276	222	193	208	219	248	236	277
Other [organic] diseases of the heart (90).....	14,912	1,424	1,351	1,484	1,501	1,400	1,098	958	953	1,001	1,128	1,202	1,332
Bronchitis (99).....	207	28	27	19	19	18	6	10	11	9	16	20	24
Broncho-pneumonia (100).....	3,286	375	382	393	432	410	212	132	136	158	188	213	255
Pneumonia (101).....	4,869	507	482	679	726	630	292	138	178	150	287	296	504
Diarrhea and enteritis [under 2 years] (113).....	985	44	58	80	77	88	73	70	154	142	71	67	61
Diarrhea and enteritis [2 years and over] (114).....	131	5	7	8	8	12	14	12	19	17	17	7	5
Nephritis (128, 129).....	5,153	496	511	501	486	502	408	332	345	320	390	384	433
Puerperal septicemia (146).....	233	22	18	19	31	22	24	25	12	16	16	10	18
Other puerperal causes (143-145, 147-150).....	376	29	29	32	30	43	37	37	30	25	24	28	34
Suicide (165-174).....	1,131	82	102	99	90	97	89	72	111	74	116	104	95
Automobile accidents ¹ (188c).....	1,074	79	90	78	86	83	82	72	84	94	126	101	99
Automobile-railroad-train collision (part of 188a).....	3	1	1		1	1					1		
Automobile-street-car collision (part of 188b).....	7		2		3	1							
Other external causes (175-187, part of 188a, b, 188d-203).....	3,618	298	304	287	296	306	257	330	363	244	307	285	341
All other causes.....	24,282	2,101	2,019	2,196	2,115	2,227	1,994	1,881	1,868	1,833	1,992	2,011	2,045
NEW YORK, N. Y. (COLORED), all causes.....	5,552	487	463	557	587	544	426	407	419	401	391	403	487
Typhoid and paratyphoid fever (1).....	6			1			1	1			2		1
Malaria (5).....													
Smallpox (6).....													
Measles (7).....	35	1	3	8	9	7	6		1				
Scarlet fever (8).....	1			1									
Whooping cough (9).....	68	6	11	8	8	8	3	4	6	4	7	1	2
Diphtheria (10).....	34	5	2	3	4	5	4	4	3			1	3
Influenza (11).....	33	2	3	3	7	6	2			2		3	5
Dysentery (16).....	1									1			
Erysipelas (21).....	8	1	1	1	2	1	1	2				1	
Lethargic encephalitis (23).....	8				2	1	1	1		1			1
Meningococcus meningitis (24).....	29	1	3	2	5	2	3	2			3		7
Tuberculosis of the respiratory system (31).....	795	78	73	63	77	87	56	62	58	70	53	63	55
Other forms of tuberculosis (32-37).....	112	12	4	16	9	13	12	6	14	7	6	8	5
Diabetes mellitus (57).....	49	2	8	5	2	3	2	6	4	3	6	2	6
Cerebral hemorrhage and softening (74, 83).....	151	14	13	11	8	25	9	11	17	13	11	9	10
Other [organic] diseases of the heart (90).....	748	69	62	66	66	51	60	70	61	63	48	57	75
Bronchitis (99).....	20	4	1	2	2	3				3		1	2
Broncho-pneumonia (100).....	388	44	43	45	64	38	29	13	17	22	25	19	29
Pneumonia (101).....	529	52	50	73	90	57	30	23	18	24	21	36	57
Diarrhea and enteritis [under 2 years] (113).....	104	8	7	7	5	7	7	8	18	16	6	9	6
Diarrhea and enteritis [2 years and over] (114).....	3				2	2		1					
Nephritis (128, 129).....	328	34	20	40	27	32	33	25	21	17	31	20	28
Puerperal septicemia (146).....	27	2	3	2	1	1	3	3	2	4	3	2	1
Other puerperal causes (143-145, 147-150).....	47	1	4	1	3	7	2	6	5	4	7	4	3
Suicide (165-174).....	42	3	6	5	3	4	2	4	2	3	5	1	4
Automobile accidents ¹ (188c).....	46	5		5	6	2	6	1	4	4	4	4	5
Automobile-railroad-train collision (part of 188a).....													
Automobile-street-car collision (part of 188b).....													
Other external causes (175-187, part of 188a, b, 188d-203).....	313	24	16	32	24	31	32	28	26	25	26	22	27
All other causes.....	1,627	118	130	157	143	153	120	126	144	114	127	140	155
NEW YORK, N. Y. (BRONX BOROUGH), all causes.....	10,768	958	923	987	1,058	1,047	828	742	784	742	857	870	972
Typhoid and paratyphoid fever (1).....	12	1	1		1		1	1	2		4	1	
Malaria (5).....													
Smallpox (6).....													
Measles (7).....	48	2	4	8	8	14	9	2	1				
Scarlet fever (8).....	16	2	2		3	7	1						
Whooping cough (9).....	46	5	3	5	7	6	5	2	5	1	2	2	3
Diphtheria (10).....	77	11	9	8	10	11	8	7	2	2	1	3	5
Influenza (11).....	181	14	19	22	34	28	12	6		6	6	10	24
Dysentery (16).....													
Erysipelas (21).....	24		4	2	3	4	5		1			2	3
Lethargic encephalitis (23).....	17	2	3	1		2	1	2	1			1	4
Meningococcus meningitis (24).....	59	2	3	5	8	8	6	5	8	5	3	1	3
Tuberculosis of the respiratory system (31).....	626	64	43	61	48	64	49	55	50	42	36	53	61
Other forms of tuberculosis (32-37).....	82	8	6	9	9	10	11	7	8	3	10	3	1
Diabetes mellitus (57).....	293	20	23	20	26	36	29	20	24	24	24	24	23
Cerebral hemorrhage and softening (74, 83).....	426	48	38	36	37	32	25	31	21	43	36	28	51
Other [organic] diseases of the heart (90).....	2,477	241	215	223	243	222	162	156	179	166	214	209	247
Bronchitis (99).....	25	2	2	3	4			3	2	2	2	2	5
Broncho-pneumonia (100).....	472	36	51	66	61	52	24	28	29	23	35	20	47
Pneumonia (101).....	602	48	65	68	91	68	32	17	24	22	52	47	68
Diarrhea and enteritis [under 2 years] (113).....	108	6	7	6	17	3	7	7	18	9	5	10	8
Diarrhea and enteritis [2 years and over] (114).....	15	1	1	4		1	1	2	2	3			
Nephritis (128, 129).....	527	50	51	55	49	47	38	49	37	31	40	38	42
Puerperal septicemia (146).....	39	5	1	2	5	5	8	5	5	2	2	2	2
Other puerperal causes (143-145, 147-150).....	64	3	5	5	8	4	5	6	6	6	6	6	5
Suicide (165-174).....	147	11	10	8	12	10	16	8	16	11	20	10	15
Automobile accidents ¹ (188c).....	172	13	15	8	11	16	13	15	13	16	20	17	15
Automobile-railroad-train collision (part of 188a).....													
Automobile-street-car collision (part of 188b).....	2				2								
Other external causes (175-187, part of 188a, b, 188d-203).....	414	36	31	28	32	38	29	44	51	34	35	26	30
All other causes.....	3,802	327	311	337	329	360	331	265	285	294	301	352	310

¹ Excludes collision with railroad trains and street cars.

MORTALITY STATISTICS

TABLE 10 A.—DEATHS (EXCLUSIVE OF STILLBIRTHS) FROM IMPORTANT CAUSES, BY MONTHS, IN LARGE CITIES: 1928—Continued

[See note at head of this table, p. 364]

AREA AND CAUSE OF DEATH	All deaths	Jan.	Feb.	Mar.	Apr.	May	June	July	Aug.	Sept.	Oct.	Nov.	Dec.
NEW YORK, N. Y. (BROOKLYN BOROUGH, WHITE), all causes.	25,842	2,305	2,290	2,538	2,585	2,621	2,006	1,871	1,771	1,668	1,916	1,965	2,306
Typhoid and paratyphoid fever (1).....	28	3	2	1	3	1	—	—	1	5	6	6	—
Malaria (5).....	1	—	—	—	—	—	1	—	—	—	—	—	—
Smallpox (6).....	—	—	—	—	—	—	—	—	—	—	—	—	—
Measles (7).....	128	—	—	7	30	45	23	19	1	1	1	1	—
Scarlet fever (8).....	19	1	2	4	7	3	1	—	—	—	—	—	1
Whooping cough (9).....	131	15	12	9	19	16	17	9	7	11	7	7	2
Diphtheria (10).....	240	26	31	26	29	44	21	18	3	2	5	16	19
Influenza (11).....	321	29	36	39	52	59	18	8	5	7	9	17	42
Dysentery (16).....	7	—	—	—	—	—	—	2	1	—	3	1	—
Erysipelas (21).....	67	8	9	10	11	12	4	4	2	1	2	2	4
Lethargic encephalitis (23).....	40	—	1	5	4	6	3	3	4	3	3	2	6
Meningococcus meningitis (24).....	182	1	4	11	20	18	10	25	30	13	17	15	18
Tuberculosis of the respiratory system (31).....	1,163	109	104	130	105	121	90	95	92	67	79	74	97
Other forms of tuberculosis (32-37).....	174	11	17	20	17	15	14	13	20	17	13	9	8
Diabetes mellitus (57).....	651	67	47	68	64	59	37	51	46	53	61	41	57
Cerebral hemorrhage and softening (74, 83).....	1,008	91	98	104	93	102	83	61	68	55	69	85	99
Other [organic] diseases of the heart (90).....	5,574	527	525	569	553	537	409	374	347	371	389	446	527
Bronchitis (99).....	65	10	8	7	6	5	—	2	5	6	7	3	6
Broncho-pneumonia (100).....	1,274	136	152	168	167	151	88	53	46	56	78	80	99
Pneumonia (101).....	1,638	173	167	213	239	213	107	53	69	41	77	103	183
Diarrhea and enteritis [under 2 years] (113).....	334	18	22	28	26	30	19	26	47	47	26	25	20
Diarrhea and enteritis [2 years and over] (114).....	45	3	1	1	6	3	4	5	5	6	5	4	2
Nephritis (128, 129).....	1,995	189	191	182	193	209	169	121	125	112	145	153	206
Puerperal septicemia (146).....	91	11	8	11	8	6	6	10	4	7	10	4	6
Other puerperal causes (143-145, 147-150).....	152	11	12	16	8	19	19	17	15	7	9	9	10
Suicide (165-174).....	315	26	30	25	22	23	29	14	27	23	35	30	31
Automobile accidents ¹ (188c).....	361	32	37	24	22	26	31	27	30	29	38	34	31
Automobile—railroad-train collision (part of 188a).....	1	—	—	—	—	—	—	—	—	—	—	—	—
Automobile—street-car collision (part of 188b).....	2	—	1	—	—	—	—	—	—	—	1	—	—
Other external causes (175-187, part of 188a, b, 188d-203).....	1,128	76	87	105	89	83	93	133	117	71	83	92	99
All other causes.....	8,707	732	686	755	791	815	710	728	654	657	740	706	733
NEW YORK, N. Y. (BROOKLYN BOROUGH, COLORED), all causes.	1,192	111	109	113	125	112	98	76	80	87	83	96	102
Typhoid and paratyphoid fever (1).....	1	—	—	1	—	—	—	—	—	—	—	—	—
Malaria (5).....	—	—	—	—	—	—	—	—	—	—	—	—	—
Smallpox (6).....	—	—	—	—	—	—	—	—	—	—	—	—	—
Measles (7).....	7	—	—	—	—	3	4	—	—	—	—	—	—
Scarlet fever (8).....	—	—	—	—	—	—	—	—	—	—	—	—	—
Whooping cough (9).....	20	3	7	2	1	1	2	—	2	1	1	—	—
Diphtheria (10).....	7	1	—	1	1	1	—	—	—	—	—	—	3
Influenza (11).....	5	1	—	1	1	3	—	—	—	—	—	—	—
Dysentery (16).....	—	—	—	—	—	—	—	—	—	—	—	—	—
Erysipelas (21).....	2	—	—	—	1	—	—	1	—	—	—	—	—
Lethargic encephalitis (23).....	2	1	—	—	—	—	—	—	—	—	—	—	—
Meningococcus meningitis (24).....	9	—	—	—	—	—	—	—	—	—	—	—	—
Tuberculosis of the respiratory system (31).....	121	16	12	10	12	7	12	10	10	7	4	13	8
Other forms of tuberculosis (32-37).....	17	3	—	2	2	—	—	2	2	1	1	2	2
Diabetes mellitus (57).....	9	—	2	1	—	1	—	—	—	—	1	2	2
Cerebral hemorrhage and softening (74, 83).....	23	7	—	2	4	—	2	—	—	2	3	—	—
Other [organic] diseases of the heart (90).....	197	16	21	26	20	13	16	10	13	14	11	19	18
Bronchitis (99).....	10	2	1	1	2	1	—	—	—	1	—	—	1
Broncho-pneumonia (100).....	103	14	9	8	16	13	9	1	4	6	10	6	7
Pneumonia (101).....	123	13	9	16	19	15	8	3	4	7	6	11	12
Diarrhea and enteritis [under 2 years] (113).....	24	2	3	—	2	2	2	1	1	7	2	—	2
Diarrhea and enteritis [2 years and over] (114).....	1	—	—	—	—	—	—	—	—	—	—	—	—
Nephritis (128, 129).....	82	5	6	7	8	10	12	8	6	5	6	2	7
Puerperal septicemia (146).....	7	—	—	—	—	—	2	—	—	1	—	1	1
Other puerperal causes (143-145, 147-150).....	13	—	1	—	1	3	—	4	—	1	—	2	1
Suicide (165-174).....	8	—	3	2	—	1	—	—	1	—	—	1	—
Automobile accidents ¹ (188c).....	8	2	—	—	1	—	2	—	1	1	—	—	—
Automobile—railroad-train collision (part of 188a).....	—	—	—	—	—	—	—	—	—	—	—	—	—
Automobile—street-car collision (part of 188b).....	—	—	—	—	—	—	—	—	—	—	—	—	—
Other external causes (175-187, part of 188a, b, 188d-203).....	57	3	5	5	3	4	7	6	7	4	3	5	5
All other causes.....	336	22	20	29	34	28	18	25	28	29	34	29	31
NEW YORK, N. Y. (MANHATTAN BOROUGH, WHITE), all causes.	25,122	2,342	2,318	2,575	2,516	2,512	1,943	1,607	1,727	1,655	1,937	1,845	2,145
Typhoid and paratyphoid fever (1).....	27	—	4	—	—	—	—	3	6	5	7	1	1
Malaria (5).....	3	—	—	—	—	1	1	—	—	—	—	—	—
Smallpox (6).....	—	—	—	—	—	—	—	—	—	—	—	—	—
Measles (7).....	140	4	4	16	32	49	25	6	4	—	—	—	—
Scarlet fever (8).....	19	—	1	1	3	6	4	2	—	—	—	1	1
Whooping cough (9).....	87	12	11	4	8	13	7	13	5	7	4	—	3
Diphtheria (10).....	194	22	30	20	22	30	19	6	7	8	11	8	11
Influenza (11).....	165	18	10	23	35	25	11	3	2	3	4	7	24
Dysentery (16).....	11	—	—	—	—	—	1	—	—	—	—	—	—
Erysipelas (21).....	64	4	10	9	9	14	3	2	—	2	2	4	1
Lethargic encephalitis (23).....	42	2	7	4	3	5	5	3	2	4	3	1	—
Meningococcus meningitis (24).....	252	5	17	28	47	21	29	20	23	15	20	15	12
Tuberculosis of the respiratory system (31).....	1,584	141	140	171	173	169	132	115	100	104	113	91	135
Other forms of tuberculosis (32-37).....	215	18	20	19	25	24	14	18	16	13	21	7	20
Diabetes mellitus (57).....	540	40	47	56	37	59	43	25	48	40	53	44	48
Cerebral hemorrhage and softening (74, 83).....	1,025	115	107	97	98	94	68	70	72	67	82	72	83
Other [organic] diseases of the heart (90).....	4,749	483	438	497	496	447	372	283	294	311	369	365	394
Bronchitis (99).....	86	12	13	8	7	10	3	3	3	2	4	11	10
Broncho-pneumonia (100).....	1,068	137	121	99	144	149	72	43	46	58	50	74	75
Pneumonia (101).....	1,947	194	194	308	288	251	122	51	63	68	123	109	176
Diarrhea and enteritis [under 2 years] (113).....	435	12	22	38	21	44	39	28	74	70	34	27	26
Diarrhea and enteritis [2 years and over] (114).....	44	1	3	1	5	4	3	9	5	5	5	2	3
Nephritis (128, 129).....	1,630	161	177	167	146	149	123	102	105	101	131	113	155
Puerperal septicemia (146).....	74	5	4	3	14	10	5	5	4	4	2	3	9
Other puerperal causes (143-145, 147-150).....	89	9	8	7	6	12	12	7	5	7	3	5	8
Suicide (165-174).....	507	34	55	48	42	45	34	39	47	31	49	44	39
Automobile accidents ¹ (188c).....	383	28	26	33	34	30	29	19	26	31	40	39	39
Automobile—railroad-train collision (part of 188a).....	1	—	1	—	—	—	—	—	—	—	—	—	—
Automobile—street-car collision (part of 188b).....	2	—	—	—	—	—	—	—	—	—	—	—	—
Other external causes (175-187, part of 188a, b, 188d-203).....	1,628	145	153	131	138	140	101	108	144	109	152	134	173
All other causes.....	8,111	740	693	785	686	710	660	630	617	590	646	665	689

¹ Excludes collision with railroad trains and street cars.

CAUSES OF DEATH, BY MONTH OF OCCURRENCE

383

TABLE 10 A.—DEATHS (EXCLUSIVE OF STILLBIRTHS) FROM IMPORTANT CAUSES, BY MONTHS, IN LARGE CITIES: 1928—Continued

[See note at head of this table, p. 364]

AREA AND CAUSE OF DEATH	All deaths	Jan.	Feb.	Mar.	Apr.	May	June	July	Aug.	Sept.	Oct.	Nov.	Dec.
NEW YORK, N. Y. (MANHATTAN BOROUGH, COLORED), all causes	3,833	334	310	410	389	371	288	292	299	281	277	265	317
Typhoid and paratyphoid fever (1)	5						1	1			2		1
Malaria (5)													
Smallpox (6)													
Measles (7)	26	1	3	7	9	4	1		1				
Scarlet fever (8)	1												
Whooping cough (9)	41	3	4	4	4	7	1	4	4	2	6	1	1
Diphtheria (10)	26	4	2	2	3	2	5	4	3			1	
Influenza (11)	19	1	2	2	5	2	2			1		2	2
Dysentery (16)	1												
Erysipelas (21)	5	1	1		1			1				1	
Lethargic encephalitis (23)	5				1	1	1			1			1
Meningococcus meningitis (24)	17	1	2	2	3	1	1			1			5
Tuberculosis of the respiratory system (31)	590	53	55	49	59	69	42	41	44	55	46	39	38
Other forms of tuberculosis (32-37)	89	9	4	13	7	12	10	4	12	5	4	6	3
Diabetes mellitus (57)	36	2	5	4	1	2	2	6	3	3	5	3	3
Cerebral hemorrhage and softening (74, 83)	104	6	11	8	7	19	4	10	13	11	6	4	5
Other [organic] diseases of the heart (90)	471	48	32	38	40	33	33	58	38	42	34	32	43
Bronchitis (99)	10	2		1	2	2	1			2		1	1
Broncho-pneumonia (100)	246	27	32	34	40	22	16	9	10	15	13	11	17
Pneumonia (101)	351	36	36	52	63	34	19	19	12	13	12	21	34
Diarrhea and enteritis [under 2 years] (113)	75	6	3	6	3	5	5	6	16	9	4	8	4
Diarrhea and enteritis [2 years and over] (114)	2					1		1					
Nephritis (128, 129)	222	25	14	31	16	18	20	16	13	11	24	15	19
Puerperal septicemia (146)	19	2	3	2	1	1	1		2	3	3	1	
Other puerperal causes (143-145, 147-150)	32	1	3	1	1	4	1	2	5	3	7	2	2
Suicide (165-174)	30	3	2	3	3	3	1	4	1	2	5	3	3
Automobile accidents ¹ (188c)	35	1		5	5	2	4	1	3	3	4	3	4
Automobile—railroad-train collision (part of 188a)													
Automobile—street-car collision (part of 188b)													
Other external causes (175-187, part of 188a, b, 188d-203)	226	16	10	26	20	24	24	17	17	19	18	15	20
All other causes	1,149	86	86	119	97	103	93	88	102	79	83	102	111
NEW YORK, N. Y. (QUEENS BOROUGH), all causes	9,322	835	830	849	927	951	707	587	718	642	710	741	825
Typhoid and paratyphoid fever (1)	9							2	2	1	3		1
Malaria (5)	1	1											
Smallpox (6)													
Measles (7)	32	1		4	6	11	8	1	1				
Scarlet fever (8)	10	3		2	1	3	3					1	
Whooping cough (9)	35	3	3	6	3	5	3	5	4	1	1	1	
Diphtheria (10)	84	10	13	5	10	9	7	8	4	5	1	5	7
Influenza (11)	103	12	12	14	10	17	13	1		1	3	6	14
Dysentery (16)	3								2				
Erysipelas (21)	26	1	5	7	3	5	2	2					
Lethargic encephalitis (23)	15	2	1		1	3	2	1	1	1	2	1	
Meningococcus meningitis (24)	42		3	4	6	3	3	4	6	2	4	2	5
Tuberculosis of the respiratory system (31)	509	42	39	39	49	40	39	29	44	43	46	62	37
Other forms of tuberculosis (32-37)	54	2	3	9	7	5	4	4	4	5	7	3	1
Diabetes mellitus (57)	213	16	19	15	26	26	18	20	15	10	16	14	18
Cerebral hemorrhage and softening (74, 83)	501	46	49	41	43	42	36	24	41	47	50	43	39
Other [organic] diseases of the heart (90)	1,700	142	141	160	168	164	129	103	127	106	125	149	186
Bronchitis (99)	27	4	2	1	2	3	3	2		1	3	3	3
Broncho-pneumonia (100)	422	63	50	53	57	51	27	9	14	13	22	33	30
Pneumonia (101)	606	72	46	74	95	97	30	15	19	22	29	34	73
Diarrhea and enteritis [under 2 years] (113)	96	7	8	7	9	9	7	8	11	12	6	5	7
Diarrhea and enteritis [2 years and over] (114)	19		1		1	3	4	2	2	2	3	1	
Nephritis (128, 129)	866	83	81	85	83	84	68	50	72	65	62	71	62
Puerperal septicemia (146)	23	1	5	2	3	1		4	3	2		1	1
Other puerperal causes (143-145, 147-150)	62	4	2	2	8	8	2	5	5	5	5	5	11
Suicide (165-174)	146	9	8	15	12	17	10	10	18	9	12	17	9
Automobile accidents ¹ (188c)	128	8	11	9	15	7	5	8	14	15	15	8	13
Automobile—railroad-train collision (part of 188a)	1	1											
Automobile—street-car collision (part of 188b)													
Other external causes (175-187, part of 188a, b, 188d-203)	370	35	29	16	28	35	24	38	43	24	34	31	33
All other causes	3,219	267	299	279	281	306	260	232	266	250	259	245	275
NEW YORK, N. Y. (RICHMOND BOROUGH), all causes	2,070	172	174	190	198	178	147	156	174	165	171	158	187
Typhoid and paratyphoid fever (1)	3								1	1	1		
Malaria (5)	2				1						1		
Smallpox (6)													
Measles (7)	7						1	1	1			3	1
Scarlet fever (8)	4				1		1	1	1				
Whooping cough (9)	11	3	1	3	1			1	1				
Diphtheria (10)	22		2	1	3	3	1	3	1	1	3		4
Influenza (11)	15	1	2	4	4						2	1	1
Dysentery (16)													
Erysipelas (21)	4		2									1	1
Lethargic encephalitis (23)	4			1	1		1		1				
Meningococcus meningitis (24)	5				1	1	1		1				
Tuberculosis of the respiratory system (31)	131	11	14	15	9	9	9	13	11	10	10	7	13
Other forms of tuberculosis (32-37)	13		1		1	2		2	2		3	2	
Diabetes mellitus (57)	45	5	2	4	4	3	3	5	3	2	5	1	8
Cerebral hemorrhage and softening (74, 83)	129	9	17	11	13	8	13	8	9	7	13	11	10
Other [organic] diseases of the heart (90)	492	36	41	37	47	35	37	44	46	54	34	39	42
Bronchitis (99)	4		2						1			1	
Broncho-pneumonia (100)	89	6	10	10	11	10	5	3	4	9	5	7	9
Pneumonia (101)	131	23	15	21	21	9	4	3	3	1	9	7	15
Diarrhea and enteritis [under 2 years] (113)	22	1		2	4	2	1	2	5	4		1	
Diarrhea and enteritis [2 years and over] (114)	8		1			1	1	1	1	2			
Nephritis (128, 129)	164	16	12	14	18	17	11	11	8	12	13	12	20
Puerperal septicemia (146)	7			1	1			2		1	2		
Other puerperal causes (143-145, 147-150)	11	2	2	2	1	2		2			1	1	
Suicide (165-174)	20	2		3	2		1	1	3	1		3	2
Automobile accidents ¹ (188c)	33		1	4	4	4	4	3	1	3	4	3	2
Automobile—railroad-train collision (part of 188a)													
Automobile—street-car collision (part of 188b)	1					1							
Other external causes (175-187, part of 188a, b, 188d-203)	108	11	5	8	10	13	11	12	10	8	8	4	8
All other causes	585	46	44	49	40	58	42	38	60	48	56	53	51

¹ Excludes collision with railroad trains and street cars.

MORTALITY STATISTICS

TABLE 10 A.—DEATHS (EXCLUSIVE OF STILLBIRTHS) FROM IMPORTANT CAUSES, BY MONTHS, IN LARGE CITIES: 1928—Continued

[See note at head of this table, p. 364]

AREA AND CAUSE OF DEATH	All deaths	Jan.	Feb.	Mar.	Apr.	May	June	July	Aug.	Sept.	Oct.	Nov.	Dec.
ROCHESTER, N. Y., all causes.....	3,989	374	335	390	386	355	308	288	299	282	278	330	364
Typhoid and paratyphoid fever (1).....	3						1	1				1	
Malaria (5).....	4												
Smallpox (6).....	8					2	2	2			1		1
Measles (7).....	4				1							1	
Scarlet fever (8).....	19			1		1		2				3	6
Whooping cough (9).....	13	2	1	2		1	3	1	1		1	1	
Diphtheria (10).....	21	3	2	1	4	4	2	1			1		3
Influenza (11).....	1												
Dysentery (16).....	17	3	1	2	2	1	1	2	1			2	2
Erysipelas (21).....	2												
Lethargic encephalitis (23).....	112	6	15	12	15	4	9	8	8	10	12	9	4
Meningococcus meningitis (24).....	18	3		2	2			2	3		2	1	1
Tuberculosis of the respiratory system (31).....	107	12	10	8	14	11	9	6	10	6	8	5	8
Other forms of tuberculosis (32-37).....	319	26	25	37	31	27	23	30	22	22	21	20	35
Diabetes mellitus (57).....	770	80	63	61	78	58	69	55	56	54	58	58	80
Cerebral hemorrhage and softening (74, 83).....	17	2	2	1		1	2	1	1	1	3		3
Other [organic] diseases of the heart (90).....	129	12	17	18	16	14	9	2	8	4	11	10	8
Bronchitis (99).....	190	29	15	30	29	20	11	6	2	8	7	15	18
Broncho-pneumonia (100).....	31	3	1	3	5	3	4		2			2	1
Pneumonia (101).....	7	1	1	1		3					1		
Diarrhea and enteritis [under 2 years] (113).....	315	34	29	34	27	37	24	18	10	22	18	29	33
Diarrhea and enteritis [2 years and over] (114).....	26	2		3	5	2	3	1	3		1	3	3
Nephritis (128, 129).....	27	2	3	3		1	2	3	3	5	2	2	3
Puerperal septicemia (146).....	38		3	1	2	2	3	3	8	3	1	6	6
Other puerperal causes (143-145, 147-150).....	68	2	5	3	3	7	4	7	10	6	4	12	5
Suicide (165-174).....	4		2		1								1
Automobile accidents ¹ (188c).....	171	17	9	14	16	13	19	9	17	16	8	17	16
Automobile-railroad-train collision (part of 188a).....	1,552	135	131	153	135	139	107	124	132	121	115	133	127
Automobile-street-car collision (part of 188b).....													
Other external causes (175-187, part of 188a, b, 188d-203).....													
All other causes.....													
SYRACUSE, N. Y., all causes.....	2,702	194	212	233	280	287	206	184	188	216	200	224	278
Typhoid and paratyphoid fever (1).....	1										1		
Malaria (5).....													
Smallpox (6).....	9		3		1	3	2						
Measles (7).....	3			2	1								
Scarlet fever (8).....	13			3	3	1		1	1	1	1		2
Whooping cough (9).....	4			1							1		2
Diphtheria (10).....	27	3				9	1			1		2	11
Influenza (11).....	5					1			2	1		1	
Dysentery (16).....	3	1			1	1							
Erysipelas (21).....	1												
Lethargic encephalitis (23).....	73	5	8	10	9	8	4	4	6	8	2	4	5
Meningococcus meningitis (24).....	24	4	3	1	3	3	1	3	3		1	1	1
Tuberculosis of the respiratory system (31).....	74	4	3	7	7	3	6	6	4	6	6	2	7
Other forms of tuberculosis (32-37).....	63	8	1	7	7	3	6	6	4	6	6	2	14
Diabetes mellitus (57).....	223	21	19	24	25	16	17	11	17	20	15	24	14
Cerebral hemorrhage and softening (74, 83).....	526	27	45	38	56	49	33	36	41	43	45	54	59
Other [organic] diseases of the heart (90).....	12	2	2	2	2	1	1	1	1	1	1	1	3
Bronchitis (99).....	103	6	7	14	13	11	11	3	5	7	4	6	16
Broncho-pneumonia (100).....	157	7	3	12	28	22	8	6	5	9	12	26	19
Pneumonia (101).....	28	7	2	3	4	5	2	1	6	6	2	26	3
Diarrhea and enteritis [under 2 years] (113).....	4								2		1		
Diarrhea and enteritis [2 years and over] (114).....	192	17	16	21	11	19	22	12	12	10	17	10	25
Nephritis (128, 129).....	10			2	3	2	2	2					1
Puerperal septicemia (146).....	16	1	2	1	1	3	2	2		2		2	2
Other puerperal causes (143-145, 147-150).....	30	3	2	1	7	3			1	5	4	1	3
Suicide (165-174).....	59	3	3	2	3	4	5	8	4	9	5	6	7
Automobile accidents ¹ (188c).....	2												2
Automobile-railroad-train collision (part of 188a).....	3							1				1	
Automobile-street-car collision (part of 188b).....	127	9	12	7	6	16	13	13	17	5	13	11	5
Other external causes (175-187, part of 188a, b, 188d-203).....	983	76	86	82	95	107	78	75	67	83	70	75	89
All other causes.....													
YONKERS, N. Y., all causes.....	1,198	104	125	116	106	100	98	69	74	84	91	94	131
Typhoid and paratyphoid fever (1).....													
Malaria (5).....													
Smallpox (6).....	8			1	3	3		1					1
Measles (7).....	3				1	1							
Scarlet fever (8).....	5							3		1			
Whooping cough (9).....	12			2	1	1	1	2			3	1	1
Diphtheria (10).....	15	2	2	3	1		2						5
Influenza (11).....													
Dysentery (16).....	4				1	1					1		
Erysipelas (21).....	2							1				1	
Lethargic encephalitis (23).....	2		1										
Meningococcus meningitis (24).....	76	4	6	13	7	4	8	6	4	5	9	6	4
Tuberculosis of the respiratory system (31).....	11	1			1	1	1	1	2	3	1	1	2
Other forms of tuberculosis (32-37).....	23	1	3	2	2	2	3	2	1	3	1	1	1
Diabetes mellitus (57).....	65	6	10	4	7	7	4	2	1	3	6	4	11
Cerebral hemorrhage and softening (74, 83).....	234	15	26	21	20	17	16	13	18	18	21	21	28
Other [organic] diseases of the heart (90).....	5			1	1			1	1	1			1
Bronchitis (99).....	52	6	3	7	5	5	3	1	2	3	2	7	8
Broncho-pneumonia (100).....	110	8	12	14	21	10	5	6	4	4	10	16	2
Pneumonia (101).....	11	2	1		2	1		1			1	1	
Diarrhea and enteritis [under 2 years] (113).....	3												
Diarrhea and enteritis [2 years and over] (114).....	90	14	9	12	4	10	4	4	7	5	6	1	7
Nephritis (128, 129).....	7	1	2		2				1	1			
Puerperal septicemia (146).....	3		1		1								1
Other puerperal causes (143-145, 147-150).....	10	2	2				2			1	3		
Suicide (165-174).....	19		2	4		3	2			4		2	
Automobile accidents ¹ (188c).....													
Automobile-railroad-train collision (part of 188a).....	42	3	3	1	4		6	4	3	6	4	3	5
Automobile-street-car collision (part of 188b).....	386	37	42	30	22	41	38	27	29	26	28	27	39
Other external causes (175-187, part of 188a, b, 188d-203).....													
All other causes.....													

¹Excludes collision with railroad trains and street cars.

CAUSES OF DEATH, BY MONTH OF OCCURRENCE

385

TABLE 10 A.—DEATHS (EXCLUSIVE OF STILLBIRTHS) FROM IMPORTANT CAUSES, BY MONTHS, IN LARGE CITIES: 1928—Continued

[See note at head of this table, p. 364]

AREA AND CAUSE OF DEATH	All deaths	Jan.	Feb.	Mar.	Apr.	May	June	July	Aug.	Sept.	Oct.	Nov.	Dec.
AKRON, OHIO, all causes	2,378	178	186	221	215	205	169	151	156	158	180	171	385
Typhoid and paratyphoid fever (1)	1										1		
Malaria (5)	1										1		
Smallpox (6)	11			2	5	1	3						
Measles (7)	1							1					
Scarlet fever (8)	14		1	1	1	1			2	1			6
Whooping cough (9)	31	4	3	2	2	8	2			2	2	2	4
Diphtheria (10)	120	3	3	6	6	10	5	1	1	2	1	1	81
Influenza (11)	6			2	1	1	1	1		1			
Dysentery (16)	11		1	1	2	2	1		1		1		2
Erysipelas (21)	3				1		1						1
Lethargic encephalitis (23)	2								1		1		
Meningococcus meningitis (24)	86	6	6	5	11	7	5	5	5	10	8	9	9
Tuberculosis of the respiratory system (31)	25	2	3	4	1	2	3	1	1	1	2	2	3
Other forms of tuberculosis (32-37)	42	1	5	6	4	4	2	2	4	2	1	1	10
Diabetes mellitus (57)	129	14	6	11	13	7	12	9	10	9	12	6	20
Cerebral hemorrhage and softening (74, 83)	341	29	33	23	27	29	26	25	13	20	25	38	53
Other [organic] diseases of the heart (90)	9	1	1	5							1		1
Bronchitis (99)	122	7	12	20	18	6	7	1	2	4	4	6	35
Broncho-pneumonia (100)	174	11	11	23	18	21	4	6	6	2	14	7	51
Pneumonia (101)	44	2	3	2	2		2	2	6	9	10	6	
Diarrhea and enteritis [under 2 years] (113)	5	1		1	1			1	1	1			
Diarrhea and enteritis [2 years and over] (114)	33	10	8	7	6	12	3	6	5	4	9	4	9
Nephritis (128, 129)	20	3	2	1	3	4	1		1			2	3
Puerperal septicemia (146)	18	1	3	3	1	1		1	1	2	2		3
Other puerperal causes (143-145, 147-150)	26	2	1		2	4	4	3	4	5	1		4
Suicide (165-174)	83	5	7	9	7	4	4	9	8	4	5	9	12
Automobile accidents ¹ (188c)													
Automobile-railroad-train collision (part of 188a)	2										2		
Automobile-street-car collision (part of 188b)	153	11	9	11	19	18	4	21	18	10	9	10	13
Other external causes (175-187, part of 188a, b, 188d-203)	815	65	68	77	71	65	79	56	66	69	66	68	65
All other causes													
CINCINNATI, OHIO (WHITE), all causes	6,388	529	506	614	592	583	489	454	540	459	454	504	664
Typhoid and paratyphoid fever (1)	7				1	2				2	1		1
Malaria (5)													
Smallpox (6)	40	4	9	11	11	4			1				1
Measles (7)	10		1	3		2	1	1	1			1	5
Scarlet fever (8)	19	2	2		5	1	1	1	3	2		4	8
Whooping cough (9)	35	2	1	2	5	2	1	1	3	3	5	7	8
Diphtheria (10)	149	17	8	15	17	19	8	2	4	3	5	8	43
Influenza (11)	8	1	1	1	2				2		1		
Dysentery (16)	14	2	2		4	3		1				2	
Erysipelas (21)	6		1	1			1		1				1
Lethargic encephalitis (23)	14		1	1	1	2	3		1	2		1	1
Meningococcus meningitis (24)	279	25	23	27	33	26	25	21	20	24	9	17	29
Tuberculosis of the respiratory system (31)	60	8	6	5	3	8	4	6	1	4	4	5	6
Other forms of tuberculosis (32-37)	123	7	11	11	13	5	11	9	13	13	9	6	15
Diabetes mellitus (57)	50	54	49	62	50	47	40	32	33	47	53	69	69
Cerebral hemorrhage and softening (74, 83)	986	92	83	110	85	71	80	75	89	57	56	75	113
Other [organic] diseases of the heart (90)	29	2	3	4	4	2	2	1	2		3	3	3
Bronchitis (99)	198	17	16	24	21	27	10	7	9	11	17	18	21
Broncho-pneumonia (100)	314	40	22	56	37	33	13	13	9	8	18	27	38
Pneumonia (101)	97	6	2	2	3	4		5	23	31	7	8	6
Diarrhea and enteritis [under 2 years] (113)	18		3	1				1	5	5	2		1
Diarrhea and enteritis [2 years and over] (114)	575	47	57	50	63	61	38	52	48	35	44	27	53
Nephritis (128, 129)	27	2	2	2		3	4		3	2	3	3	
Puerperal septicemia (146)	29	1	3	4	1	5	3	1	3	2	3	1	2
Other puerperal causes (143-145, 147-150)	69	5	1	12	4	8	7	6	9	5	4	6	2
Suicide (165-174)	118	8	7	7	5	11	9	10	18	10	8	14	11
Automobile accidents ¹ (188c)	8		1			1			3		3		1
Automobile-railroad-train collision (part of 188a)	8												
Automobile-street-car collision (part of 188b)	258	14	12	22	19	26	26	21	20	20	22	28	28
Other external causes (175-187, part of 188a, b, 188d-203)	2,304	178	173	194	198	207	195	180	220	184	182	187	206
All other causes													
CINCINNATI, OHIO (COLORED), all causes	1,191	67	88	120	104	115	75	106	83	97	94	108	134
Typhoid and paratyphoid fever (1)													
Malaria (5)													
Smallpox (6)	4		2		2								2
Measles (7)													1
Scarlet fever (8)	5					7		1			1		9
Whooping cough (9)	3								1	1			1
Diphtheria (10)	17	1		1	3	1	1		1				
Influenza (11)	1												
Dysentery (16)	1												
Erysipelas (21)	1												
Lethargic encephalitis (23)													
Meningococcus meningitis (24)	176	12	12	15	17	19	16	20	7	15	13	16	14
Tuberculosis of the respiratory system (31)	32	1	1	4	3		5	5	4	5	1	2	1
Other forms of tuberculosis (32-37)	10		2	1		1	3	1	1	1		1	4
Diabetes mellitus (57)	67	4	1	7	6	13	4	5	4	12	14	15	16
Cerebral hemorrhage and softening (74, 83)	150	4	15	20	10	13	11	12	8	12	1		
Other [organic] diseases of the heart (90)	3	1						1					
Bronchitis (99)	54	2	4	7	7	9	2	2	1	3	4	5	8
Broncho-pneumonia (100)	110	7	7	16	15	9	5	5	4	6	10	9	17
Pneumonia (101)	16	2		1				2	3	4	2	1	2
Diarrhea and enteritis [under 2 years] (113)	63	5	8	9	7	5	4	4	4	5	2	4	6
Diarrhea and enteritis [2 years and over] (114)	12	1	1	1	1	1	1	2			1	1	1
Nephritis (128, 129)	5												
Puerperal septicemia (146)	12	1	1	1	1	1	1	2	1				
Other puerperal causes (143-145, 147-150)	6		1		1	1	1	3	1		2		
Suicide (165-174)	14	1	2	2	1	1	1						
Automobile accidents ¹ (188c)													
Automobile-railroad-train collision (part of 188a)													
Automobile-street-car collision (part of 188b)	97	4	8	4	9	6	6	11	9	7	11	12	10
Other external causes (175-187, part of 188a, b, 188d-203)	339	22	23	32	21	35	15	26	35	33	23	34	40
All other causes													

¹ Excludes collision with railroad trains and street cars.

TABLE 10 A.—DEATHS (EXCLUSIVE OF STILLBIRTHS) FROM IMPORTANT CAUSES, BY MONTHS, IN LARGE CITIES: 1928—Continued

[See note at head of this table, p. 364]

AREA AND CAUSE OF DEATH	All deaths	Jan.	Feb.	Mar.	Apr.	May	June	July	Aug.	Sept.	Oct.	Nov.	Dec.
CLEVELAND, OHIO (WHITE), all causes	9,121	751	710	852	794	894	694	688	693	621	695	702	1,027
Typhoid and paratyphoid fever (1)	4	1	1				1			1			
Malaria (5)													
Smallpox (6)													
Measles (7)	9		1	1		2	2	1	2				
Scarlet fever (8)	13	2	1	3		2	1	1	2		1		
Whooping cough (9)	36				3	7	1	2	8	3	3	1	7
Diphtheria (10)	95	17	19	12	11	5	7	2	4	2	7	2	7
Influenza (11)	187	8	5	13	6	26	7	7	1	3	6	6	99
Dysentery (16)	6									3		2	1
Erysipelas (21)	31	5	5	2	3	7	4					3	2
Lethargic encephalitis (23)	9	1	1				3	1				3	
Meningococcus meningitis (24)	36	1	3	3	2	4	4	1	1	6	1	2	4
Tuberculosis of the respiratory system (31)	484	46	34	40	50	59	32	40	38	36	42	29	38
Other forms of tuberculosis (32-37)	65	5	3	10	3	10	6	5	5	6	6	4	2
Diabetes mellitus (57)	200	15	14	19	16	22	14	15	14	13	20	17	21
Cerebral hemorrhage and softening (74, 83)	685	67	53	57	61	73	43	62	41	47	59	61	71
Other [organic] diseases of the heart (90)	1,324	104	92	137	115	117	111	95	86	80	99	109	179
Bronchitis (99)	38	2	6	5	4	6	2	4	1	1	1	5	4
Broncho-pneumonia (100)	427	34	41	43	45	41	23	15	19	25	22	34	85
Pneumonia (101)	452	42	31	73	49	76	30	14	10	17	24	22	64
Diarrhea and enteritis [under 2 years] (113)	77	2	2	7	6	3	2	6	14	10	13	8	1
Diarrhea and enteritis [2 years and over] (114)	32	4			2	5	3	6	14	13	13	3	2
Nephritis (128, 129)	546	58	41	57	54	50	43	41	38	31	34	46	53
Puerperal septicemia (146)	45	6	4	6	2	5	1	1	3	4	2	3	2
Other puerperal causes (143-145, 147-150)	55	8	7	3	3	5	5	7	3	4	5	3	2
Suicide (165-174)	148	7	11	12	14	13	16	5	4	5	5	3	2
Automobile accidents ¹ (188c)	255	16	17	20	16	15	22	13	19	11	11	8	13
Automobile—railroad-train collision (part of 188a)	6				1	1	3		30	27	25	17	26
Automobile—street-car collision (part of 188b)	8		1						1				1
Other external causes (175-187, part of 188a, b, 188d-203)	493	43	46	24	33	49	31	46	42	38	43	48	48
All other causes	3,355	256	270	305	395	301	277	50	306	239	270	270	294
CLEVELAND, OHIO (COLORED), all causes	1,305	106	82	115	125	136	115	96	98	106	93	89	144
Typhoid and paratyphoid fever (1)	2					1					1		
Malaria (5)													
Smallpox (6)													
Measles (7)	4			1	1	1		1					
Scarlet fever (8)	2				1	1							
Whooping cough (9)	15				2	8		2	1	1			1
Diphtheria (10)	9	1	1	4	1	1			1				1
Influenza (11)	33	3	1	3	6	2			1		1	2	14
Dysentery (16)	1												
Erysipelas (21)	6	2		1	1	1			1		1		1
Lethargic encephalitis (23)	1												
Meningococcus meningitis (24)	6				1	2			1				
Tuberculosis of the respiratory system (31)	202	11	13	16	28	14	21	17	25	15	14	9	19
Other forms of tuberculosis (32-37)	48	3	1	7	5	7	4	2	3	5	2	6	3
Diabetes mellitus (57)	11	1		3	2	1			1	1			2
Cerebral hemorrhage and softening (74, 83)	61	2	4	5	3	6	6	6	3	10	5	3	8
Other [organic] diseases of the heart (90)	114	10	9	11	9	13	4	7	15	6	8	10	12
Bronchitis (99)	5	1						1		2			1
Broncho-pneumonia (100)	65	3	4	9	8	10	5	6	1	3	3	3	13
Pneumonia (101)	112	12	9	17	12	13	5	5	6	5	5	6	17
Diarrhea and enteritis [under 2 years] (113)	9				2					3	2	1	1
Diarrhea and enteritis [2 years and over] (114)	5			1					1	1	1		1
Nephritis (128, 129)	71	11	3	8	8	8	7	5	3	3	7	4	4
Puerperal septicemia (146)	7	1		1			1	1	1	2			1
Other puerperal causes (143-145, 147-150)	3					2							
Suicide (165-174)	5	1			1		2			1			1
Automobile accidents ¹ (188c)	18	2	1	1	1	1	2	2	4	2	1		1
Automobile—railroad-train collision (part of 188a)													
Automobile—street-car collision (part of 188b)	3									3			
Other external causes (175-187, part of 188a, b, 188d-203)	102	9	7	9	5	6	14	9	5	8	9	7	14
All other causes	385	33	30	23	33	32	39	32	26	36	33	38	30
COLUMBUS, OHIO, all causes	4,198	370	319	352	384	375	339	296	325	303	302	340	493
Typhoid and paratyphoid fever (1)	5			1				1	2				1
Malaria (5)													
Smallpox (6)													
Measles (7)	10		1	3		3	1		2				
Scarlet fever (8)	7			1	4	1				2			
Whooping cough (9)	6				1					1			1
Diphtheria (10)	6	2								1			1
Influenza (11)	121	5	3	7	18	17	5	1	3	5	2	4	51
Dysentery (16)	1												
Erysipelas (21)	7	3				1				1		1	1
Lethargic encephalitis (23)	13	1	2	1	1	1	2				1	1	3
Meningococcus meningitis (24)	7				2	3				1			
Tuberculosis of the respiratory system (31)	217	15	13	21	24	17	26	16	20	17	10	19	19
Other forms of tuberculosis (32-37)	43	5	3	6	3	6	1	4	3	1	5	3	3
Diabetes mellitus (57)	80	5	7	5	10	9	2	5	6	3	7	5	16
Cerebral hemorrhage and softening (74, 83)	299	16	25	28	27	29	21	16	26	23	20	38	30
Other [organic] diseases of the heart (90)	666	73	53	60	51	73	53	45	35	41	48	57	77
Bronchitis (99)	21	2	2	2		2	3	3	1	2		2	3
Broncho-pneumonia (100)	106	8	12	7	13	9	2	2	5	7	7	8	26
Pneumonia (101)	145	23	15	8	17	9	3	2	1	7	6	12	42
Diarrhea and enteritis [under 2 years] (113)	65		2	3	2	1	2	5	11	18	16	5	2
Diarrhea and enteritis [2 years and over] (114)	14	1		1				3	5	1	1	1	3
Nephritis (128, 129)	271	33	27	23	23	18	29	15	17	20	19	22	25
Puerperal septicemia (146)	18		2	4	1	1	3	3	3			3	
Other puerperal causes (143-145, 147-150)	25	4		3	4	3	2	1	3	1	1	1	2
Suicide (165-174)	43	4	2	1	5	3	5	8	1	4	3	3	4
Automobile accidents ¹ (188c)	100	11	8	5	8	9	6	4	10	11	10	9	9
Automobile—railroad-train collision (part of 188a)	11	3	2				1		1		2	1	1
Automobile—street-car collision (part of 188b)	2	1	1										
Other external causes (175-187, part of 188a, b, 188d-203)	216	22	16	16	19	15	21	23	13	13	17	19	22
All other causes	1,673	133	123	146	151	145	153	138	157	123	124	126	154

¹ Excludes collision with railroad trains and street cars.

CAUSES OF DEATH, BY MONTH OF OCCURRENCE

387

TABLE 10 A.—DEATHS (EXCLUSIVE OF STILLBIRTHS) FROM IMPORTANT CAUSES, BY MONTHS, IN LARGE CITIES: 1928—Continued

[See note at head of this table, p. 364]

AREA AND CAUSE OF DEATH	All deaths	Jan.	Feb.	Mar.	Apr.	May	June	July	Aug.	Sept.	Oct.	Nov.	Dec.
DAYTON, OHIO, all causes	2,175	169	183	180	190	199	153	159	165	174	170	181	252
Typhoid and paratyphoid fever (1)	6		1	1		1				2	1		
Malaria (5)	1									1			
Smallpox (6)													
Measles (7)	10	1	1		2	4			2				
Scarlet fever (8)	2	1	1										
Whooping cough (9)	4		1									1	
Diphtheria (10)	7	1					1	1	2		1	2	
Influenza (11)	59	4		5	6	15	1	1	1	1	1	1	23
Dysentery (16)	1												
Erysipelas (21)	8			1	2	1	1	1				2	
Lethargic encephalitis (23)	5					1			2			1	1
Meningococcus meningitis (24)	7	1	3	1						1		1	
Tuberculosis of the respiratory system (31)	115	11	10	11	13	10	7	12	11	7	8	5	10
Other forms of tuberculosis (32-37)	31	2	4	4	3	4	1	3	4	2	1	1	2
Diabetes mellitus (57)	48	5	4	2	2	4	5	3	4	2	6	6	5
Cerebral hemorrhage and softening (74, 83)	143	10	13	18	12	11	9	8	14	8	14	12	14
Other [organic] diseases of the heart (90)	356	31	32	33	27	31	25	26	22	37	23	25	44
Bronchitis (99)	8				1				2		2		3
Broncho-pneumonia (100)	73	6	12	6	9	5	5	3	3	2	5	3	14
Pneumonia (101)	77	5	6	8	10	9	2	1	3	5	5	10	13
Diarrhea and enteritis [under 2 years] (113)	35		1	1	1	1	1	3	6	6	9	5	1
Diarrhea and enteritis [2 years and over] (114)	6							1		1	2	2	
Nephritis (128, 129)	140	9	9	14	14	14	11	15	9	11	9	8	17
Puerperal septicemia (146)	15		1	1	1		2	1	4		1	1	2
Other puerperal causes (143-145, 147-150)	16		3	2	3					2		2	3
Suicide (165-174)	18		1	1	3	2	1	1		3	2	2	2
Automobile accidents ¹ (188c)	64	4	6	2	4	6	1	6	5	6	7	10	7
Automobile—railroad-train collision (part of 188a)	7				1		1	1		1			3
Automobile—street-car collision (part of 188b)	1												
Other external causes (175-187, part of 188a, b, 188d-203)	121	13	11	10	5	7	15	8	15	12	6	9	10
All other causes	791	65	63	59	71	73	63	63	55	62	67	72	78
TOLEDO, OHIO, all causes	3,931	320	330	323	321	358	272	304	287	250	319	339	508
Typhoid and paratyphoid fever (1)	15	3		2	1	1		1	1	3	2		1
Malaria (5)	3									1	1		1
Smallpox (6)													
Measles (7)	9	1	3	3	1				1				
Scarlet fever (8)	3			1		1					1		
Whooping cough (9)	8			1	1				1		1	2	2
Diphtheria (10)	9				2				1		2	1	
Influenza (11)	198	9	10	3	21	23	12	2	4	2	4	8	100
Dysentery (16)													
Erysipelas (21)	5		2	1	1					1			
Lethargic encephalitis (23)	7	1		1									3
Meningococcus meningitis (24)	17		3	1	1	5	2	1		1	1		2
Tuberculosis of the respiratory system (31)	234	23	22	18	12	22	16	19	22	19	17	18	26
Other forms of tuberculosis (32-37)	42	4	1	3	5	4	7	5	3	3	2	3	2
Diabetes mellitus (57)	74	8	3	8	7	2	4	10	4	4	7	6	11
Cerebral hemorrhage and softening (74, 83)	284	30	25	28	23	39	15	21	17	12	20	27	27
Other [organic] diseases of the heart (90)	715	62	53	65	55	60	43	53	58	48	57	72	89
Bronchitis (99)	7	1		2								3	1
Broncho-pneumonia (100)	146	10	19	12	16	11	7	4	8	3	4	15	37
Pneumonia (101)	158	20	19	11	19	8	9	5	10	4	7	12	34
Diarrhea and enteritis [under 2 years] (113)	35	2	2	2	2	2	2	6	4	5	4	2	2
Diarrhea and enteritis [2 years and over] (114)	12		2	2		1		1	3	2	1		
Nephritis (128, 129)	187	15	19	14	16	16	20	13	11	9	19	20	15
Puerperal septicemia (146)	23	3		3	3	2	2	2	2		4		2
Other puerperal causes (143-145, 147-150)	34	3	2	5	2	5	3	3	3		2	1	5
Suicide (165-174)	40	3	3	4	1	1	4	7	3	7	2	3	2
Automobile accidents ¹ (188c)	85	4	4	5	7	6	6	5	8	7	11	15	7
Automobile—railroad-train collision (part of 188a)	15		1	2	1	1					2	7	1
Automobile—street-car collision (part of 188b)	9												
Other external causes (175-187, part of 188a, b, 188d-203)	212	18	20	14	14	18	15	17	21	17	25	17	16
All other causes	1,345	99	115	111	106	128	103	128	101	102	123	107	122
YOUNGSTOWN, OHIO, all causes	1,924	157	140	154	173	155	147	142	139	142	161	165	249
Typhoid and paratyphoid fever (1)	2								1		1		
Malaria (5)													
Smallpox (6)													
Measles (7)	2					1	1						
Scarlet fever (8)	3		2										1
Whooping cough (9)	1												
Diphtheria (10)	29	4	6	1	3	5		1		1	2	3	2
Influenza (11)	70	3	5	6	7		4			2		2	41
Dysentery (16)													
Erysipelas (21)	5	2			1		1				1		
Lethargic encephalitis (23)	3											2	1
Meningococcus meningitis (24)	10		1	1		1			2	1	3		
Tuberculosis of the respiratory system (31)	86	6	9	5	8	6	8	9	9	10	3	7	6
Other forms of tuberculosis (32-37)	19	2		2	3		1	2	3	2		1	3
Diabetes mellitus (57)	28	3	3	3	2	3		2	3	3	1	3	2
Cerebral hemorrhage and softening (74, 83)	121	10	10	11	16	9	13	10	7	6	12	11	6
Other [organic] diseases of the heart (90)	258	24	16	23	17	23	23	14	16	16	21	23	42
Bronchitis (99)	1				1								
Broncho-pneumonia (100)	88	6	2	8	13	12	5		7	3	8	6	18
Pneumonia (101)	141	12	15	17	12	12	8	8	4	2	10	9	32
Diarrhea and enteritis [under 2 years] (113)	19	2		1	1			1	2	5	6	1	
Diarrhea and enteritis [2 years and over] (114)	4	1						1	1	1			
Nephritis (128, 129)	85		9	6	7	8	6	12	8	4	12	7	6
Puerperal septicemia (146)	15	2	1	1	2	2		1	2	1	3	3	
Other puerperal causes (143-145, 147-150)	19	2	2	1	3	2	2	1	1	1	1	1	3
Suicide (165-174)	24	2	1	1	1		3	5	1	2	3	4	2
Automobile accidents ¹ (188c)	63	6	3	2	2	6	4	3	4	8	6	9	10
Automobile—railroad-train collision (part of 188a)	1						1						
Automobile—street-car collision (part of 188b)	3								2			1	
Other external causes (175-187, part of 188a, b, 188d-203)	123	11	5	10	16	6	11	10	9	15	10	8	12
All other causes	701	59	50	56	58	59	56	62	57	57	62	63	62

¹ Excludes collision with railroad trains and street cars.

MORTALITY STATISTICS

TABLE 10 A.—DEATHS (EXCLUSIVE OF STILLBIRTHS) FROM IMPORTANT CAUSES, BY MONTHS, IN LARGE CITIES: 1928—Continued

[See note at head of this table, p. 364]

AREA AND CAUSE OF DEATH	All deaths	Jan.	Feb.	Mar.	Apr.	May	June	July	Aug.	Sept.	Oct.	Nov.	Dec.
PORTLAND, OREG., all causes.....	3,659	358	340	301	297	293	289	279	261	255	263	297	426
Typhoid and paratyphoid fever (1).....	7		2	1						1	1	1	1
Malaria (5).....	1		1										
Smallpox (6).....	1						1						
Measles (7).....	3	1		1					1				
Scarlet fever (8).....													
Whooping cough (9).....													
Diphtheria (10).....	6	2				1						2	1
Influenza (11).....	56	6	2			1		2	1	1	1	7	35
Dysentery (16).....													
Erysipelas (21).....	1											1	
Lethargic encephalitis (23).....	5			2	2						1		
Meningococcus meningitis (24).....	6		2					1		1			1
Tuberculosis of the respiratory system (31).....	101	11	14	12	4	8	9	10	6	3	6	9	9
Other forms of tuberculosis (32-37).....	46	7	5	3	2	5	2	4	6	2	2	4	4
Diabetes mellitus (57).....	69	4	6	6	8	6	4	8	2	9	5	2	9
Cerebral hemorrhage and softening (74, 83).....	285	32	26	17	29	22	22	19	20	18	23	25	32
Other [organic] diseases of the heart (90).....	585	73	56	43	61	40	45	39	40	37	45	50	56
Bronchitis (99).....	12	2	1				1	2		1	1	1	3
Broncho-pneumonia (100).....	118	18	11	9	9	9	11	4	1	3	9	12	22
Pneumonia (101).....	145	20	21	15	13	12	11	5	3	1	8	6	30
Diarrhea and enteritis [under 2 years] (113).....	10	1	3	1		1		3					1
Diarrhea and enteritis [2 years and over] (114).....	7				3		2	1			1		
Nephritis (128, 129).....	256	18	31	21	19	24	27	12	12	25	16	16	35
Puerperal septicemia (146).....	14	2		1	1	1	3	2		1			3
Other puerperal causes (143-145, 147-150).....	9			1	2			2	1	1	1		1
Suicide (165-174).....	93	4	8	14	5	10	7	8	10	11	6	5	5
Automobile accidents ¹ (188c).....	64	5	3	11	2	4	4	3	6	6	6	5	9
Automobile-railroad-train collision (part of 188a).....													
Automobile-street-car collision (part of 188b).....	4			1	1			2					
Other external causes (175-187, part of 188a, b, 188d-203).....	161	15	12	10	13	15	10	16	11	14	11	18	16
All other causes.....	1,594	137	136	132	123	134	130	136	141	120	120	132	153
PHILADELPHIA, PA. (WHITE), all causes.....	22,919	2,017	2,050	2,330	2,204	2,011	1,601	1,603	1,591	1,503	1,664	1,782	2,563
Typhoid and paratyphoid fever (1).....	16			1	2		1	1	2	5	1	2	1
Malaria (5).....	1												
Smallpox (6).....													
Measles (7).....	134		6	12	31	53	24	6		1	1		
Scarlet fever (8).....	26	6	2	6	4	6				2	2		
Whooping cough (9).....	86	5	2	3	4	1	7	5	10	8	9	9	23
Diphtheria (10).....	208	17	31	39	25	21	16	11	8	4	7	19	10
Influenza (11).....	329	34	19	46	36	24	8	5	5	8	6	21	117
Dysentery (16).....	4		1						1		2		
Erysipelas (21).....	29	2		5	5	5	4	2	1		3	1	1
Lethargic encephalitis (23).....	28	4		4	1	3	2	3	4		3	2	
Meningococcus meningitis (24).....	31		1	6	2	3	2	2	5	2	1	1	2
Tuberculosis of the respiratory system (31).....	1,080	79	102	95	125	107	84	74	80	68	81	71	114
Other forms of tuberculosis (32-37).....	122	12	9	16	13	20	8	13	6	10	4	6	5
Diabetes mellitus (57).....	472	31	48	45	45	33	34	35	44	30	39	37	51
Cerebral hemorrhage and softening (74, 83).....	1,334	138	103	128	125	113	102	111	91	78	101	120	124
Other [organic] diseases of the heart (90).....	4,588	433	461	480	458	375	319	278	275	276	358	354	521
Bronchitis (99).....	118	10	8	18	8	14	5	4	3	8	10	8	22
Broncho-pneumonia (100).....	924	72	98	126	102	91	46	37	27	31	45	67	182
Pneumonia (101).....	1,231	118	134	183	130	117	51	37	34	39	60	64	264
Diarrhea and enteritis [under 2 years] (113).....	282	19	13	19	16	11	11	22	43	57	30	16	25
Diarrhea and enteritis [2 years and over] (114).....	61	2	4	4	5	4	3	6	9	9	9	3	3
Nephritis (128, 129).....	2,651	240	235	250	254	243	172	185	192	196	189	223	272
Puerperal septicemia (146).....	79	2	10	7	6	10	12	7	6	5	2	7	5
Other puerperal causes (143-145, 147-150).....	121	7	7	15	13	8	6	8	12	11	12	6	16
Suicide (165-174).....	282	22	24	25	36	31	19	14	22	23	23	21	22
Automobile accidents ¹ (188c).....	290	24	25	18	26	17	16	29	18	24	27	30	36
Automobile-railroad-train collision (part of 188a).....													
Automobile-street-car collision (part of 188b).....	17	2	3	2		2	1	2	4			1	
Other external causes (175-187, part of 188a, b, 188d-203).....	980	105	84	89	87	81	74	85	89	64	60	75	87
All other causes.....	7,395	633	620	687	645	618	574	621	600	540	579	618	660
PHILADELPHIA, PA. (COLORED), all causes.....	3,964	321	360	385	364	351	323	289	278	271	287	356	379
Typhoid and paratyphoid fever (1).....	2						1						1
Malaria (5).....	2						1						1
Smallpox (6).....													
Measles (7).....	22			3	5	10	3	1					
Scarlet fever (8).....	3		1			1	1						
Whooping cough (9).....	52	3	1	4	5	4	4	7	7	6	5	3	3
Diphtheria (10).....	19	1	1	3	2	2	3	1	2	1	2	2	1
Influenza (11).....	79	3	10	14	9	3	6	3	2	3	4	6	16
Dysentery (16).....	1						1						
Erysipelas (21).....	6	1		3	1		1						
Lethargic encephalitis (23).....	3			1					1			1	
Meningococcus meningitis (24).....	5					1							1
Tuberculosis of the respiratory system (31).....	480	29	45	47	35	54	42	50	34	34	35	46	29
Other forms of tuberculosis (32-37).....	54	4	6	5	1	5	5	4	3	5	5	7	4
Diabetes mellitus (57).....	51	9	4	7	4	3	2	6	2	2	1	5	6
Cerebral hemorrhage and softening (74, 83).....	174	12	14	11	19	13	24	12	12	9	12	18	18
Other [organic] diseases of the heart (90).....	490	47	36	43	52	38	41	38	35	42	39	47	41
Bronchitis (99).....	18	3	3	2	3	1				1	2	2	1
Broncho-pneumonia (100).....	275	21	36	55	33	23	25	9	9	13	12	15	24
Pneumonia (101).....	416	38	50	53	38	36	23	7	17	17	18	42	77
Diarrhea and enteritis [under 2 years] (113).....	73	7	4	2		7	5	5	8	14	7	5	9
Diarrhea and enteritis [2 years and over] (114).....	20			1			2	1	6	2	3	2	1
Nephritis (128, 129).....	319	22	34	17	33	29	20	19	30	25	21	36	33
Puerperal septicemia (146).....	21	4	3		3	1		2		2	4	1	1
Other puerperal causes (143-145, 147-150).....	24	2	5	2	1	2		3	1	2	3	2	1
Suicide (165-174).....	19	3		1	1	1	3	1	3	2	3	1	1
Automobile accidents ¹ (188c).....	28	2	2	2	3	2	2	6	1	1	2	4	1
Automobile-railroad-train collision (part of 188a).....													
Automobile-street-car collision (part of 188b).....													
Other external causes (175-187, part of 188a, b, 188d-203).....	209	13	13	18	17	19	15	18	30	14	14	20	18
All other causes.....	1,090	96	92	90	99	96	93	96	75	76	94	91	92

¹ Excludes collision with railroad trains and street cars.

CAUSES OF DEATH, BY MONTH OF OCCURRENCE

389

TABLE 10 A.—DEATHS (EXCLUSIVE OF STILLBIRTHS) FROM IMPORTANT CAUSES, BY MONTHS, IN LARGE CITIES: 1928—Continued

[See note at head of this table, p. 364]

AREA AND CAUSE OF DEATH	All deaths	Jan.	Feb.	Mar.	Apr.	May	June	July	Aug.	Sept.	Oct.	Nov.	Dec.
PITTSBURGH, PA. (WHITE), all causes	9,045	754	693	823	823	765	621	585	537	556	667	681	1,540
Typhoid and paratyphoid fever (1)	23	1				1		4	4	2	3	6	2
Malaria (5)													
Smallpox (6)													
Measles (7)	43	7	5	9	10	10	2						
Scarlet fever (8)	20		3	1	3	4		1	1	1	2	3	1
Whooping cough (9)	31			1	3	1	2	1	1	5	2	5	10
Diphtheria (10)	74	13	9	8	5	6	5	7	3	3	3	4	8
Influenza (11)	477	16	18	23	29	29	14	8	3	3	5	14	315
Dysentery (16)	1	1											
Erysipelas (21)	21	2		3		2	1			1	2	3	3
Lethargic encephalitis (23)	13	1	3		4	2				1		1	4
Meningococcus meningitis (24)	37	1		5	9	2	6	3			2	3	6
Tuberculosis of the respiratory system (31)	352	25	37	33	33	31	28	22	34	14	32	17	46
Other forms of tuberculosis (32-37)	58	5	5	5	6	5	3	3	5	6	5	5	5
Diabetes mellitus (57)	151	15	10	17	11	7	16	12	11	10	12	13	17
Cerebral hemorrhage and softening (74, 83)	512	43	37	49	50	42	31	34	44	36	47	37	62
Other [organic] diseases of the heart (90)	1,218	115	88	114	96	96	92	75	67	82	98	94	201
Bronchitis (99)	73	4	11	11	10	5	6		1	4	2	2	17
Broncho-pneumonia (100)	461	42	34	52	42	50	20	23	14	17	17	30	120
Pneumonia (101)	879	70	57	85	95	109	47	16	14	34	47	55	250
Diarrhea and enteritis [under 2 years] (113)	102	6	9	5	9	7	9	5	12	19	6	7	8
Diarrhea and enteritis [2 years and over] (114)	43	3	1	4	3	5	1	2	6	7	2	5	4
Nephritis (128, 129)	629	55	47	56	54	47	46	52	33	49	48	53	89
Puerperal septicemia (146)	60	6	2	8	9	3	3	5	4	5	5	7	3
Other puerperal causes (143-145, 147-150)	65	4	6	4	8	9	3	8	5	6	6	5	7
Suicide (165-174)	73	4	4	5	10	6	7	6	2	9	3	11	6
Automobile accidents ¹ (188c)	152	9	6	10	10	13	21	18	11	13	13	12	16
Automobile—railroad-train collision (part of 188a)	3							1			1		1
Automobile—street-car collision (part of 188b)	8	1	1					1	1	2	1		
Other external causes (175-187, part of 188a, b, 188d-203)	501	50	43	36	38	41	33	48	38	29	45	53	47
All other causes	2,965	255	257	279	274	232	225	230	223	204	258	236	292
PITTSBURGH, PA. (COLORED), all causes	1,144	89	91	107	90	110	84	84	83	91	91	81	143
Typhoid and paratyphoid fever (1)	1									1			
Malaria (5)													
Smallpox (6)													
Measles (7)	5		1	2	1		1						
Scarlet fever (8)													
Whooping cough (9)	3								1	1		1	
Diphtheria (10)	2	1									1		
Influenza (11)	41	1	2	1	2	2	1		3			3	26
Dysentery (16)													
Erysipelas (21)	1												1
Lethargic encephalitis (23)	3		1							1		1	
Meningococcus meningitis (24)	4												
Tuberculosis of the respiratory system (31)	94	10	6	7	9	9	1	10	8	8	13	2	8
Other forms of tuberculosis (32-37)	18	1	1		3		4	1	3	3	2	2	2
Diabetes mellitus (57)	6		1	1		1		2			1		
Cerebral hemorrhage and softening (74, 83)	60	6	7	4	5	5	6	4	3	8	4	3	5
Other [organic] diseases of the heart (90)	128	10	15	17	7	14	12	9	10	5	9	7	13
Bronchitis (99)	6		1	1	1	2		1					
Broncho-pneumonia (100)	79	7	4	12	7	6	9	3	3	2	3	13	10
Pneumonia (101)	186	18	13	16	16	24	14	12	6	9	15	13	30
Diarrhea and enteritis [under 2 years] (113)	18					2			3	6	3	2	
Diarrhea and enteritis [2 years and over] (114)	3			2					1	1	1		
Nephritis (128, 129)	93	8	4	12	10	5	7	4	6	10	6	9	12
Puerperal septicemia (146)	7	1	1			2			1	2			
Other puerperal causes (143-145, 147-150)	8								1		1		
Suicide (165-174)	7	3	1		2	1		1	1	1	1	1	
Automobile accidents ¹ (188c)	8												
Automobile—railroad-train collision (part of 188a)													
Automobile—street-car collision (part of 188b)	3					2				1			
Other external causes (175-187, part of 188a, b, 188d-203)	75	5	10	5	5	4	6	7	6	6	10	5	6
All other causes	285	18	23	26	21	30	22	25	26	25	21	18	30
READING, PA., all causes	1,341	113	102	131	126	116	102	105	94	106	110	103	133
Typhoid and paratyphoid fever (1)	4					1			1		1	1	
Malaria (5)													
Smallpox (6)													
Measles (7)													
Scarlet fever (8)													
Whooping cough (9)	6						1	1	3			1	
Diphtheria (10)	7		1	1			2	1		1			1
Influenza (11)	31	2	3	5	4	3	1	1			1		11
Dysentery (16)	1												1
Erysipelas (21)	5												
Lethargic encephalitis (23)	1		1	3			1						1
Meningococcus meningitis (24)													
Tuberculosis of the respiratory system (31)	41	7	5	4	3	2	3	4	2	3		1	3
Other forms of tuberculosis (32-37)	7	1		1	1		1				3		
Diabetes mellitus (57)	39	3	2	2	5	5	4	3	6	1	4	3	1
Cerebral hemorrhage and softening (74, 83)	100	14	14	10	6	11	7	7	6	8	3	6	8
Other [organic] diseases of the heart (90)	291	20	18	33	22	23	23	25	18	26	25	27	31
Bronchitis (99)	12		2		1	2	1			2	1	3	
Broncho-pneumonia (100)	43	3	2		5	7	2	1	1	1	4	6	5
Pneumonia (101)	56	7	10	8	7	4	3	1	2	3	1	5	5
Diarrhea and enteritis [under 2 years] (113)	26	2		1	2	3	1	3		5	2	4	1
Diarrhea and enteritis [2 years and over] (114)	10		1				1	1	4	1		1	
Nephritis (128, 129)	132	10	8	13	17	10	12	5	7	8	19	10	13
Puerperal septicemia (146)	6		1			1			1				1
Other puerperal causes (143-145, 147-150)	5	2	1			1	1		1		1		
Suicide (165-174)	24		1	2	4	3	3	3	2		1	3	2
Automobile accidents ¹ (188c)	30	2	1	1	4	3	5	2	3		2	2	6
Automobile—railroad-train collision (part of 188a)	2												
Automobile—street-car collision (part of 188b)	1												
Other external causes (175-187, part of 188a, b, 188d-203)	71	2	3	10	6	10	3	7	4	6	8	7	5
All other causes	390	38	26	30	39	29	27	40	33	40	28	23	37

¹ Excludes collision with railroad trains and street cars.

TABLE 10 A.—DEATHS (EXCLUSIVE OF STILLBIRTHS) FROM IMPORTANT CAUSES, BY MONTHS, IN LARGE CITIES: 1928—Continued

[See note at head of this table, p. 364]

AREA AND CAUSE OF DEATH	All deaths	Jan.	Feb.	Mar.	Apr.	May	June	July	Aug.	Sept.	Oct.	Nov.	Dec.
SCRANTON, Pa., all causes	2,003	149	189	217	177	195	160	148	152	161	134	161	160
Typhoid and paratyphoid fever (1)	2							1			1		
Malaria (5)													
Smallpox (6)													
Measles (7)	7		1					2	1			2	1
Scarlet fever (8)	6		1	1		1		1			1		1
Whooping cough (9)	6	2								1	1	2	
Diphtheria (10)	15	3	2	3								4	3
Influenza (11)	38	2	3	3	10	5	1	3			2	3	6
Dysentery (16)	2							1		1			
Erysipelas (21)	3			1							2		
Lethargic encephalitis (23)	1				1								
Meningococcus meningitis (24)	2	1											1
Tuberculosis of the respiratory system (31)	96	7	10	14	8	9	10	10	7	6	5	5	5
Other forms of tuberculosis (32-37)	10			2		2		1	1	2		2	2
Diabetes mellitus (57)	40	2	3	3	6	2	4	3	4	1	3	5	4
Cerebral hemorrhage and softening (74, 83)	126	9	13	14	10	15	10	10	8	7	8	12	10
Other [organic] diseases of the heart (90)	316	20	40	33	31	27	22	23	17	25	19	31	28
Bronchitis (99)	16		2	5	2	2			2	2	1	2	
Broncho-pneumonia (100)	68	3	3	15	8	6	1	7	3	9	3	3	7
Pneumonia (101)	136	13	16	20	20	16	7	5	12	5	7	8	7
Diarrhea and enteritis [under 2 years] (113)	48	5	6	4	3	5	6	4	2	7	2	4	
Diarrhea and enteritis [2 years and over] (114)	10			1		1	1	1		5			1
Nephritis (128, 129)	150	10	15	13	8	15	11	15	17	11	15	13	7
Puerperal septicemia (146)	8		1		1	1	3		1		1		
Other puerperal causes (143-145, 147-150)	16	1		1	2	3	1	1	1	3		2	
Suicide (165-174)	15		1	3	1		3	2		1	1	2	1
Automobile accidents (188c)	33	1		1	3	3	3	7	3	2	2	3	5
Automobile—railroad-train collision (part of 188a)													
Automobile—street-car collision (part of 188b)	2								1			1	
Other external causes (175-187, part of 188a, b, 188d-203)	147	9	13	13	12	19	15	8	7	14	14	6	17
All other causes	684	61	58	67	51	65	62	43	65	59	46	53	54
PROVIDENCE, R. I., all causes	3,517	307	281	357	337	296	286	278	245	237	275	273	345
Typhoid and paratyphoid fever (1)	5		1			2				2			
Malaria (5)													
Smallpox (6)													
Measles (7)	38			2	7	6	12	6	2	2	1		
Scarlet fever (8)	9		1	2	1	3	2	2					
Whooping cough (9)	16	2	2		2	1		2	5				1
Diphtheria (10)	26	2		4	1	2	2	3	2		4	6	2
Influenza (11)	29	5	2	3	4	5	1	2	1	1	1	3	1
Dysentery (16)													
Erysipelas (21)	8		3	2	1								2
Lethargic encephalitis (23)	2								1	1			
Meningococcus meningitis (24)	4		1			1				1		1	
Tuberculosis of the respiratory system (31)	118	6	10	15	12	11	11	14	7	10	7	9	6
Other forms of tuberculosis (32-37)	44	1	1	5	5	4	7	2	5	6	2	2	4
Diabetes mellitus (57)	78	7	7	11	6	7	4	7	4	3	8	5	9
Cerebral hemorrhage and softening (74, 83)	305	27	24	31	31	23	22	18	17	25	23	25	39
Other [organic] diseases of the heart (90)	533	38	46	50	50	43	46	42	43	43	34	40	58
Bronchitis (99)	19	3	2	2	4		1	1	1		2	2	1
Broncho-pneumonia (100)	108	10	12	12	11	16	9	3	5	4	10	5	11
Pneumonia (101)	210	22	21	36	16	24	13	6	7	9	17	17	22
Diarrhea and enteritis [under 2 years] (113)	48	4		1		1	7	7	7	10	3	5	3
Diarrhea and enteritis [2 years and over] (114)	9												
Nephritis (128, 129)	340	43	23	37	31	36	17	31	22	20	22	27	31
Puerperal septicemia (146)	14	2	1	4	1	2	1	2			1		
Other puerperal causes (143-145, 147-150)	30	1	2		3		4	3	2	4	2	3	6
Suicide (165-174)	25	4	2	2	2	1		1	2	4	4		3
Automobile accidents (188c)	77	4	6	7	8	3	2	5	3	9	10	10	10
Automobile—railroad-train collision (part of 188a)													
Automobile—street-car collision (part of 188b)	1	1		1	1					1	1		1
Other external causes (175-187, part of 188a, b, 188d-203)	161	13	16	12	11	17	16	17	14	5	16	11	13
All other causes	1,255	110	97	118	129	90	107	105	95	70	105	102	121
MEMPHIS, Tenn. (WHITE), all causes	1,931	174	168	167	152	152	140	170	164	135	128	152	229
Typhoid and paratyphoid fever (1)	9	1				2	1		2	2		1	
Malaria (5)	15					1			3	4	4	2	1
Smallpox (6)													
Measles (7)	4		1	2	1								
Scarlet fever (8)	1											1	
Whooping cough (9)	8		1			2			2	1	1		1
Diphtheria (10)	8	1						1			1	1	4
Influenza (11)	61	7	6	8	5	5	1				1	2	26
Dysentery (16)	13			1	1		1	2	3	1		2	2
Erysipelas (21)	4		1	1	1						1		
Lethargic encephalitis (23)	4					1		1		1			
Meningococcus meningitis (24)	7	1	1								2		1
Tuberculosis of the respiratory system (31)	79	6	9	6	12	2	8	5	6	6	4	5	11
Other forms of tuberculosis (32-37)	19		1	3	1	2	2	1	3	1	1	1	3
Diabetes mellitus (57)	25	6	3	3	2	2	1		1	2	3	3	2
Cerebral hemorrhage and softening (74, 83)	108	14	13	6	7	4	10	10	4	6	7	10	17
Other [organic] diseases of the heart (90)	208	21	17	19	15	17	7	18	18	14	18	21	18
Bronchitis (99)	2					1		1	1				
Broncho-pneumonia (100)	53	7	6	7	3	2	2	1	2	2	4	5	12
Pneumonia (101)	76	6	7	11	16	5	4	5	3	2	4	4	9
Diarrhea and enteritis [under 2 years] (113)	22	2			1		1	9	3	3	1	1	2
Diarrhea and enteritis [2 years and over] (114)	7			1		1		1	2				
Nephritis (128, 129)	153	10	11	13	11	9	14	12	17	8	7	16	25
Puerperal septicemia (146)	22	1	3		1	5	2	1		3	4	1	1
Other puerperal causes (143-145, 147-150)	18	1	1	4		1	1	3		3		3	1
Suicide (165-174)	35	6	1	5	1	2		1	5	4	1	2	7
Automobile accidents (188c)	45	6	3	3	2	4	4	1	5	4	4	6	7
Automobile—railroad-train collision (part of 188a)	6	1			2	1			1			1	
Automobile—street-car collision (part of 188b)	3												
Other external causes (175-187, part of 188a, b, 188d-203)	124	11	11	6	11	15	14	10	13	8	10	7	8
All other causes	797	66	72	68	59	68	67	87	71	65	51	56	67

1 Excludes collision with railroad trains and street cars.

CAUSES OF DEATH, BY MONTH OF OCCURRENCE

391

TABLE 10 A.—DEATHS (EXCLUSIVE OF STILLBIRTHS) FROM IMPORTANT CAUSES, BY MONTHS, IN LARGE CITIES: 1928—Continued

[See note at head of this table, p. 364]

AREA AND CAUSE OF DEATH	All deaths	Jan.	Feb.	Mar.	Apr.	May	June	July	Aug.	Sept.	Oct.	Nov.	Dec.
MEMPHIS, TENN. (COLORED), all causes	1,816	150	155	156	168	159	141	178	144	121	130	130	184
Typhoid and paratyphoid fever (1)	14	1	1			2	1	2	3	4			
Malaria (5)	11						2	1	1	2	2	2	1
Smallpox (6)													
Measles (7)	5	1	1	2	1								
Scarlet fever (8)													
Whooping cough (9)	2			1		1							
Diphtheria (10)	3									1	1		1
Influenza (11)	65	6	5	12	15	6	1		1		2	4	13
Dysentery (16)	5	1					2	1				1	
Erysipelas (21)	3	1	1										1
Lethargic encephalitis (23)													
Meningococcus meningitis (24)	6	1		1					1	1	1		1
Tuberculosis of the respiratory system (31)	208	23	22	13	21	19	18	21	15	15	10	15	16
Other forms of tuberculosis (32-37)	28	1	4	4	2	6	2	2	1	1	3		2
Diabetes mellitus (57)	15	1		1	2	2	2	2	1	1		2	2
Cerebral hemorrhage and softening (74, 83)	84	7	8	5	5	8	7	9	5	6	9	6	9
Other [organic] diseases of the heart (90)	185	17	15	18	6	17	13	18	18	12	13	12	26
Bronchitis (99)	8	3		1	1			1				1	1
Broncho-pneumonia (100)	49	3	12	5	6	4	2	1	2	1	2	2	9
Pneumonia (101)	130	13	11	20	25	15	9	4	1	6	3	9	14
Diarrhea and enteritis [under 2 years] (113)	27			1		1							1
Diarrhea and enteritis [2 years and over] (114)	11	1	1				2	3	2	4		1	1
Nephritis (128, 129)	102	7	6	7	12	6	7	9	10	12	5	9	12
Puerperal septicemia (146)	12	1	1	2			1	1	1	1		1	3
Other puerperal causes (143-145, 147-150)	19	3	1	1	3	1	2	3	2		2		1
Suicide (165-174)	2							1	1				
Automobile accidents ¹ (188c)	35	6	2		3	3	1	5	5		5	3	2
Automobile—railroad-train collision (part of 188a)	2	1											1
Automobile—street-car collision (part of 188b)	1												
Other external causes (175-187, part of 188a, b, 188d-203)	158	10	11	12	13	17	12	8	13	10	14	18	20
All other causes	626	43	53	50	53	50	55	74	56	44	57	44	47
NASHVILLE, TENN. (WHITE), all causes	1,585	143	133	161	146	116	115	146	119	115	116	122	153
Typhoid and paratyphoid fever (1)	15		1		1		2	1	4	4		2	
Malaria (5)	1							1		1			
Smallpox (6)													
Measles (7)	4		2				1	1					
Scarlet fever (8)	1												
Whooping cough (9)	6			1	2	1					1	1	1
Diphtheria (10)	10		1	3						1	3		
Influenza (11)	60	14	3	10	8	2	2	1	1	1	1	3	15
Dysentery (16)	8							2	1	1		3	
Erysipelas (21)	8		1			3		2		1			1
Lethargic encephalitis (23)	4		1		1				1	1			
Meningococcus meningitis (24)	5								2	1		1	1
Tuberculosis of the respiratory system (31)	78	12	6	12	8	6	3	3	3	4	4	5	12
Other forms of tuberculosis (32-37)	16	1		3		2	1	1	2	3	2		1
Diabetes mellitus (57)	20	3	2		1	2	3	1	2	1	4	1	
Cerebral hemorrhage and softening (74, 83)	107	8	7	9	12	12	4	14	10	7	8	9	7
Other [organic] diseases of the heart (90)	169	19	15	17	17	14	15	13	7	11	12	12	17
Bronchitis (99)	5			3		1							1
Broncho-pneumonia (100)	40	6	2	4	4	3	2	3	4	1	2	5	4
Pneumonia (101)	68	10	7	12	6	7	4	3	1	2	5	3	8
Diarrhea and enteritis [under 2 years] (113)	36			1		1	2	7	7	7	6	3	2
Diarrhea and enteritis [2 years and over] (114)	14		1		1	1	2	3		4	1		1
Nephritis (128, 129)	77	5	11	6	5	5	8	6	7	3	9	6	6
Puerperal septicemia (146)	8	3		1	1				1	1		1	
Other puerperal causes (143-145, 147-150)	20	1	2		2	3	3	4	1	2	1	1	
Suicide (165-174)	8			2		1		2	2				1
Automobile accidents ¹ (188c)	32	3	3	2	3	1	2	1	1	1	5	5	5
Automobile—railroad-train collision (part of 188a)													
Automobile—street-car collision (part of 188b)													
Other external causes (175-187, part of 188a, b, 188d-203)	84	3	11	8	3	4	7	9	6	9	6	7	11
All other causes	681	55	57	67	71	47	54	69	56	48	44	54	59
NASHVILLE, TENN. (COLORED), all causes	1,037	84	85	80	112	90	88	80	70	86	81	84	97
Typhoid and paratyphoid fever (1)	6			1			1		2		1	1	
Malaria (5)	2	1											1
Smallpox (6)													
Measles (7)	1				1								
Scarlet fever (8)													
Whooping cough (9)	3	1				1							
Diphtheria (10)	11							2			5		2
Influenza (11)	37	4	3	3	5	6	2			1	1	4	8
Dysentery (16)	3								1	2			
Erysipelas (21)	1												1
Lethargic encephalitis (23)	1	1											
Meningococcus meningitis (24)													
Tuberculosis of the respiratory system (31)	98	6	8	5	9	9	10	10	8	6	6	12	9
Other forms of tuberculosis (32-37)	25	2	1	1	1	5	3	3	2	3	2		3
Diabetes mellitus (57)	7	1	1	1					2	1	1	1	
Cerebral hemorrhage and softening (74, 83)	77	5	7	5	9	9	10	6	7	5	4	1	9
Other [organic] diseases of the heart (90)	158	17	9	13	20	14	21	12	9	12	10	9	12
Bronchitis (99)	5		2	1							1	1	
Broncho-pneumonia (100)	31	4	4	5	2	3	1	1		2	2	4	3
Pneumonia (101)	57	6	4	9	12	5	4	1	2	2	2	6	6
Diarrhea and enteritis [under 2 years] (113)	8				1		1		2	1	2	1	1
Diarrhea and enteritis [2 years and over] (114)	7		1				3	1	1				
Nephritis (128, 129)	107	8	8	9	12	8	4	8	10	9	6	11	14
Puerperal septicemia (146)	8	1		1	1	1			3			1	
Other puerperal causes (143-145, 147-150)	3		2								1		
Suicide (165-174)	1		1										
Automobile accidents ¹ (188c)	11		2		1	1	3				3	1	
Automobile—railroad-train collision (part of 188a)													
Automobile—street-car collision (part of 188b)													
Other external causes (175-187, part of 188a, b, 188d-203)	59	4	7	4	5	8	2	2	7	7	3	8	2
All other causes	309	26	24	22	32	20	22	34	16	33	31	23	26

¹ Excludes collision with railroad trains and street cars.

MORTALITY STATISTICS

TABLE 10 A.—DEATHS (EXCLUSIVE OF STILLBIRTHS) FROM IMPORTANT CAUSES, BY MONTHS, IN LARGE CITIES: 1928—Continued

[See note at head of this table, p. 364]

AREA AND CAUSE OF DEATH	All deaths	Jan.	Feb.	Mar.	Apr.	May	June	July	Aug.	Sept.	Oct.	Nov.	Dec.
DALLAS, TEX., all causes	2, 658	257	229	235	229	198	182	198	240	194	192	207	297
Typhoid and paratyphoid fever (1)	11		1	1					4	3	1	1	
Malaria (5)	9				1		2	2	1	2			1
Smallpox (6)	2		1					1					
Measles (7)	4					3							1
Scarlet fever (8)	16	2	1		1	1	1		5	1	2	1	1
Whooping cough (9)	27	4	1					1	2	2	1	9	6
Diphtheria (10)	122	10	10	26	18	1	2	2	1	3	3	6	43
Influenza (11)	12			2				4		3	1	1	1
Dysentery (16)	9	2				2		2	1			1	1
Erysipelas (21)	4	1		1	1							1	1
Lethargic encephalitis (23)	2												2
Meningococcus meningitis (24)	98	14	8	12	12	5	10	4	6	7	4	5	11
Tuberculosis of the respiratory system (31)	20		2	3	2	2	3	1	5	1		1	
Other forms of tuberculosis (32-37)	33	4	1	5	2	3	4	1	2	3	3	3	2
Diabetes mellitus (57)	219	27	21	16	22	15	15	17	27	5	19	14	21
Cerebral hemorrhage and softening (74, 83)	253	18	24	19	24	22	20	25	13	16	15	26	31
Other [organic] diseases of the heart (90)	8		2	1	1							2	1
Bronchitis (99)	59	12	12	7	4	1			1	2	8	6	6
Broncho-pneumonia (100)	123	19	22	10	24	6	2	1	5	3	4	4	23
Pneumonia (101)	39	1	2	2	2	5	4	2	3	7	3	5	3
Diarrhea and enteritis [under 2 years] (113)	11			1	1	1	1	2	1	1	1	1	2
Diarrhea and enteritis [2 years and over] (114)	159	14	13	14	11	11	9	15	16	13	10	12	21
Nephritis (128, 129)	16			1	3	1	1	2	5	1	1	1	1
Puerperal septicemia (146)	29	3	4	6		3	4	2	1	1	3	1	1
Other puerperal causes (143-145, 147-150)	32	4	3	2	5	5	1	3	3	2	3	1	1
Suicide (165-174)	66	5	5	2	3	7	3	5	8	8	7	5	8
Automobile accidents ¹ (188c)	2		2										
Automobile-railroad-train collision (part of 188a)	184	19	20	6	11	19	13	20	16	22	13	15	10
Automobile-street-car collision (part of 188b)	1, 089	98	74	98	81	85	87	86	114	90	91	86	99
Other external causes (175-187, part of 188a, b, 188d-203)													
All other causes													
FORT WORTH, TEX., all causes	1, 865	170	148	177	161	145	160	154	161	128	139	139	203
Typhoid and paratyphoid fever (1)	12	1					3	2	3	3			
Malaria (5)	4			1				1	1				1
Smallpox (6)	1												1
Measles (7)	4				3		1						
Scarlet fever (8)	6	3			1	1							
Whooping cough (9)	6							2	1		2		2
Diphtheria (10)	13	3		3					1	1	2		2
Influenza (11)	92	10	15	13	12	6	5	2		1	2	3	23
Dysentery (16)	8			1	1		1	1	1	1	2		1
Erysipelas (21)	3			1	2								
Lethargic encephalitis (23)	4				1		1			1	1		
Meningococcus meningitis (24)	3		1					1				1	
Tuberculosis of the respiratory system (31)	82	6	3	8	8	10	5	10	10	8	6	5	3
Other forms of tuberculosis (32-37)	10	2	1	1	1	1		2	2	2	1		1
Diabetes mellitus (57)	19	3	1	1	1	1	2	2	1			3	4
Cerebral hemorrhage and softening (74, 83)	118	13	14	12	12	8	8	7	8	5	15	7	9
Other [organic] diseases of the heart (90)	194	18	13	21	15	18	13	14	17	11	11	17	26
Bronchitis (99)	5	2	1	1			1	2			1		
Broncho-pneumonia (100)	56	9	6	6	8	2	3		5		2	2	11
Pneumonia (101)	102	13	14	19	7	10	7	5	5	3	4	3	12
Diarrhea and enteritis [under 2 years] (113)	26	1	1	3		4	4	8	1	1	2	1	
Diarrhea and enteritis [2 years and over] (114)	15		3	1		2	2	1		3	1	2	
Nephritis (128, 129)	115	10	12	6	13	8	9	7	8	8	7	14	13
Puerperal septicemia (146)	13	1	2	4		2	1		1		1	1	
Other puerperal causes (143-145, 147-150)	10	2					2	3	1	1	1		
Suicide (165-174)	33	3		2	3	5	5	3	4		4	1	3
Automobile accidents ¹ (188c)	44	5	2	3	7	2		4	2	6	3	7	3
Automobile-railroad-train collision (part of 188a)	1		1										
Automobile-street-car collision (part of 188b)	2					2							
Other external causes (175-187, part of 188a, b, 188d-203)	120	12	10	12	8	12	13	7	14	6	8	5	13
All other causes	745	53	50	60	48	51	64	70	78	66	63	65	77
HOUSTON, TEX. (WHITE), all causes	2, 373	233	189	195	195	176	216	195	175	170	168	185	276
Typhoid and paratyphoid fever (1)	19	1			2	1	4	3	1	4	1	2	
Malaria (5)	2									1	1		
Smallpox (6)	1		1										
Measles (7)	23		1	4	2	8	5	2				1	
Scarlet fever (8)	1										1		
Whooping cough (9)	19	1	1	1	2	6	2	1		2	1		2
Diphtheria (10)	18	4	2	2	1		2					1	6
Influenza (11)	109	18	5	14	3	2		6	2	2	2	8	47
Dysentery (16)	5				1	1	2						
Erysipelas (21)	3	1							1				
Lethargic encephalitis (23)	2									1		1	
Meningococcus meningitis (24)	6				2	1		1					
Tuberculosis of the respiratory system (31)	138	16	11	14	7	12	12	5	11	10	15	15	10
Other forms of tuberculosis (32-37)	7		1		1	2	1	1	1				
Diabetes mellitus (57)	37	5	1	4	2	4	3	4	1		3	5	5
Cerebral hemorrhage and softening (74, 83)	99	8	12	1	7	5	9	11	8	11	8	8	11
Other [organic] diseases of the heart (90)	221	24	11	20	16	20	21	21	19	12	17	16	24
Bronchitis (99)	15	3	3			2	1		2		2	2	
Broncho-pneumonia (100)	67	10	10	6	8	3	6	1	5	1	3	7	7
Pneumonia (101)	93	17	9	20	10	5	2	3	3	2	4	4	14
Diarrhea and enteritis [under 2 years] (113)	63	2	4	3	3	5	20	9	5	3	3	3	3
Diarrhea and enteritis [2 years and over] (114)	23		1		2	2	3	3	3	4	3	1	1
Nephritis (128, 129)	191	18	16	21	18	14	13	22	12	12	12	17	16
Puerperal septicemia (146)	14	1	1	1	2	1	1	1	3	1	1		1
Other puerperal causes (143-145, 147-150)	15	1	2		3		4	3	1	1			
Suicide (165-174)	30	2	1	1	4		3	2	5	1	5	5	1
Automobile accidents ¹ (188c)	64	2	8	1	4	3	3	5	7	8	2	8	13
Automobile-railroad-train collision (part of 188a)	6		1										
Automobile-street-car collision (part of 188b)	2												
Other external causes (175-187, part of 188a, b, 188d-203)	135	19	10	10	12	9	7	13	10	8	11	8	18
All other causes	945	78	77	72	83	70	92	77	74	84	73	69	96

¹Excludes collision with railroad trains and street cars.

CAUSES OF DEATH, BY MONTH OF OCCURRENCE

393

TABLE 10 A.—DEATHS (EXCLUSIVE OF STILLBIRTHS) FROM IMPORTANT CAUSES, BY MONTHS, IN LARGE CITIES: 1928—Continued

[See note at head of this table, p. 364]

AREA AND CAUSE OF DEATH	All deaths	Jan.	Feb.	Mar.	Apr.	May	June	July	Aug.	Sept.	Oct.	Nov.	Dec.
HOUSTON, TEX. (COLORED), all causes	1,036	91	79	69	87	84	93	86	97	70	88	83	109
Typhoid and paratyphoid fever (1)	5						1	3				1	
Malaria (5)	6							1	1	3		1	
Smallpox (6)													
Measles (7)	3				3								
Scarlet fever (8)													
Whooping cough (9)													
Diphtheria (10)	1			1									
Influenza (11)	47	3	3	6	5	4	1		1	1		2	21
Dysentery (16)	5				1	1	1	1			1		
Erysipelas (21)													
Lethargic encephalitis (23)													
Meningococcus meningitis (24)	1					1							
Tuberculosis of the respiratory system (31)	91	5	8	9	8	3	9	11	12	7	12	3	4
Other forms of tuberculosis (32-37)	11	1	3	2	2	1			1	1			
Diabetes mellitus (57)	16	3	2	1			1		3	3	2	4	1
Cerebral hemorrhage and softening (74, 83)	48	6	2	2	3	4	6	1	4	2	5	4	6
Other [organic] diseases of the heart (90)	64	7	2	2	3	3	7	5	5	7	4	8	5
Bronchitis (99)	5		1		1					1	1		1
Broncho-pneumonia (100)	24	5	1	1	2	4	2	2	1	2		2	2
Pneumonia (101)	62	7	8	5	7	2	4	2	6	2	5	3	11
Diarrhea and enteritis [under 2 years] (113)	19	1		1	1	4	6	2	3		1		
Diarrhea and enteritis [2 years and over] (114)	7		2				2	1		1		1	
Nephritis (128, 129)	67	3	7	3	4	5	6	5	8	3	6	10	7
Puerperal septicemia (146)	2							1					1
Other puerperal causes (143-145, 147-150)	8	1					2	1			2	2	
Suicide (165-174)	1												1
Automobile accidents (188c)	7	1		1	1						4		
Automobile-railroad-train collision (part of 188a)	1											1	
Automobile-street-car collision (part of 188b)													
Other external causes (175-187, part of 188a, b, 188d-203)	87	12	10	2	9	5	6	8	7	3	11	6	8
All other causes	448	36	30	32	34	42	39	42	45	34	34	39	41
SAN ANTONIO, TEX., all causes	3,591	331	330	404	334	345	287	285	268	197	247	239	324
Typhoid and paratyphoid fever (1)	5							2			1		2
Malaria (5)	5		1		1		2				1		
Smallpox (6)													
Measles (7)	83	1	11	23	27	15	3	3					
Scarlet fever (8)	2						1		1				
Whooping cough (9)	9		1	1		1		2			1	1	
Diphtheria (10)	28	4	2	1	1		2	2			1	4	11
Influenza (11)	192	20	43	42	24	8	2	7		3	4	8	26
Dysentery (16)	30			2	3		8			2	4	3	1
Erysipelas (21)	6	1	1	2		1	1						
Lethargic encephalitis (23)	1							1					
Meningococcus meningitis (24)	3	1							2				
Tuberculosis of the respiratory system (31)	363	41	19	49	35	36	24	34	26	30	19	28	22
Other forms of tuberculosis (32-37)	44	2	6	2	5	2	8	6	5		2	5	1
Diabetes mellitus (57)	32		2	8			3	1	4	4	3	3	3
Cerebral hemorrhage and softening (74, 83)	134	9	9	11	11	17	17	10	15	3	9	13	10
Other [organic] diseases of the heart (90)	274	29	31	27	25	23	15	18	23	19	18	15	31
Bronchitis (99)	27	7	1	3	2	2	4	4	2		2	1	3
Broncho-pneumonia (100)	157	29	23	27	13	16	9	6	1	7	8	4	14
Pneumonia (101)	173	22	29	34	12	8	8	5	7	6	6	14	22
Diarrhea and enteritis [under 2 years] (113)	278	7	11	15	49	48	43	32	21	9	21	11	11
Diarrhea and enteritis [2 years and over] (114)	61	3	2	4	3	7	11	10	8	4	2	3	4
Nephritis (128, 129)	176	17	19	11	17	8	19	19	11	14	16	13	12
Puerperal septicemia (146)	21	2	2	4	1	1	2	1		2	5		3
Other puerperal causes (143-145, 147-150)	29	3	2	4	1	4		2	3	3	3		4
Suicide (165-174)	31	2	1	5	3	2	4	4	2	3	3		5
Automobile accidents (188c)	64	5	6	5	6	4	6	3	6	1	3	6	13
Automobile-railroad-train collision (part of 188a)													
Automobile-street-car collision (part of 188b)													
Other external causes (175-187, part of 188a, b, 188d-203)	155	11	9	13	14	11	13	15	15	8	14	16	16
All other causes	1,208	115	96	111	81	121	86	98	116	82	101	91	110
SALT LAKE CITY, UTAH, all causes	1,753	132	135	154	143	136	135	139	117	125	143	193	201
Typhoid and paratyphoid fever (1)	4					1				3			
Malaria (5)													
Smallpox (6)													
Measles (7)													
Scarlet fever (8)	1		1										
Whooping cough (9)	5		1										
Diphtheria (10)	7	1	1	1	1	1		1		1	1	1	
Influenza (11)	115	4	5	9	4	5	3	3	1	1	7	26	47
Dysentery (16)													
Erysipelas (21)	1	1											
Lethargic encephalitis (23)	3		1		1					1			
Meningococcus meningitis (24)	21	1	2	2	2				1		1		10
Tuberculosis of the respiratory system (31)	81	6	8	5	5	9	7	6	2	10	8	10	5
Other forms of tuberculosis (32-37)	11	2	1	3				1	2	1		1	
Diabetes mellitus (57)	34	7	2	2	3		2	3	1	3		6	5
Cerebral hemorrhage and softening (74, 83)	98	8	11	8	8	7	6	8	6	10	10	6	10
Other [organic] diseases of the heart (90)	222	12	13	14	18	17	18	18	10	16	25	35	26
Bronchitis (99)	6	1	1	2		1				1	1		
Broncho-pneumonia (100)	58	4	5	14	5	3		4	1	1	3	10	8
Pneumonia (101)	65	6	4	8	6	6	4	8	4	1	7	5	6
Diarrhea and enteritis [under 2 years] (113)	9		2	1				1	1	2		2	
Diarrhea and enteritis [2 years and over] (114)	2		1										
Nephritis (128, 129)	143	11	14	9	10	9	15	11	13	9	18	10	14
Puerperal septicemia (146)	9	1	1		2	3		1	1	1	1		1
Other puerperal causes (143-145, 147-150)	11	2		2	3		3		1	1			
Suicide (165-174)	20	2	1		2		4	2	1		2	2	2
Automobile accidents (188c)	45	1	2	6		3	7	5	4	3	5	3	6
Automobile-railroad-train collision (part of 188a)	1												
Automobile-street-car collision (part of 188b)	1												
Other external causes (175-187, part of 188a, b, 188d-203)	80	4	2	7	4	9	10	12	8	5	12	4	3
All other causes	700	57	56	61	69	61	54	56	61	56	42	70	57

Excludes collision with railroad trains and street cars.

MORTALITY STATISTICS

TABLE 10 A.—DEATHS (EXCLUSIVE OF STILLBIRTHS) FROM IMPORTANT CAUSES, BY MONTHS, IN LARGE CITIES: 1928—Continued

[See note at head of this table, p. 364]

AREA AND CAUSE OF DEATH	All deaths	Jan.	Feb.	Mar.	Apr.	May	June	July	Aug.	Sept.	Oct.	Nov.	Dec.
NORFOLK, VA. (WHITE), all causes.....	932	92	80	102	70	69	60	69	73	85	67	66	99
Typhoid and paratyphoid fever (1).....	4	1					1		1			1	
Malaria (5).....													
Smallpox (6).....													
Measles (7).....													
Scarlet fever (8).....	3			2	1								
Whooping cough (9).....	1		1										
Diphtheria (10).....	5			1	1	1				1			1
Influenza (11).....	20	1	6	3	1	1		1	1			1	5
Dysentery (16).....													
Erysipelas (21).....	3						1			1		1	
Lethargic encephalitis (23).....	1									1			
Meningococcus meningitis (24).....	1							1					
Tuberculosis of the respiratory system (31).....	32	2	3	4	2	1	2	4	3	2	4	2	3
Other forms of tuberculosis (32-37).....	4	1				1				1			1
Diabetes mellitus (57).....	10		1			2	1	4			1	3	2
Cerebral hemorrhage and softening (74, 83).....	76	8	5	5	10	9	4	4	7	7	4	5	8
Other [organic] diseases of the heart (90).....	156	17	19	18	7	8	14	12	10	17	16	8	10
Bronchitis (99).....	4	1		1		1			1				
Broncho-pneumonia (100).....	20	4	3	2	2		2	1	2	2		2	
Pneumonia (101).....	35	5	6	6	1	1	1		3	1	2	2	7
Diarrhea and enteritis [under 2 years] (113).....	6							3		1			
Diarrhea and enteritis [2 years and over] (114).....	4						1	2				1	
Nephritis (128, 129).....	102	16	9	7	13	8	6	4	6	8	8	6	11
Puerperal septicemia (146).....	8			2								2	4
Other puerperal causes (143-145, 147-150).....	6	1				2		2				1	
Suicide (165-174).....	22	1	1	2	1	1	2	4	2	2	3	2	1
Automobile accidents ¹ (188c).....	17		1	3	3	2	3		1	1		2	1
Automobile-railroad-train collision (part of 188a).....													
Automobile-street-car collision (part of 188b).....	1				1								1
Other external causes (175-187, part of 188a, b, 188d-203).....	49	4		4			2	7	4	8	4	3	12
All other causes.....	342	30	25	42	27	31	19	24	32	32	24	24	32
NORFOLK, VA. (COLORED), all causes.....	966	66	85	111	73	89	69	94	80	58	69	80	92
Typhoid and paratyphoid fever (1).....	2								1			1	
Malaria (5).....	1									1			
Smallpox (6).....													
Measles (7).....													
Scarlet fever (8).....													
Whooping cough (9).....	3				1	1			1				
Diphtheria (10).....	4	1											
Influenza (11).....	18	2	1	8	1	1				1	2		1
Dysentery (16).....	2												3
Erysipelas (21).....							1	1					
Lethargic encephalitis (23).....													
Meningococcus meningitis (24).....													
Tuberculosis of the respiratory system (31).....	72	3	6	9	6	11	3	8	5	5	8	3	5
Other forms of tuberculosis (32-37).....	18		3	1	1	3	2	3	1	1	1	2	
Diabetes mellitus (57).....	8	1	2	1					2	1	1		
Cerebral hemorrhage and softening (74, 83).....	111	5	6	16	6	9	9	10	9	7	11	12	11
Other [organic] diseases of the heart (90).....	172	14	14	20	14	8	12	17	15	8	11	20	19
Bronchitis (99).....	7		1		1	1			2			2	
Broncho-pneumonia (100).....	61	7	10	8	4	9	4	4		2	5	5	3
Pneumonia (101).....	65	5	10	8	10	9	2	2	3	2		6	8
Diarrhea and enteritis [under 2 years] (113).....	24			3			3	8	9				1
Diarrhea and enteritis [2 years and over] (114).....	4		2						1			1	
Nephritis (128, 129).....	64	5	6	3	6	4	3	11	6	4	5	3	8
Puerperal septicemia (146).....	8			2		2		1	2		1		
Other puerperal causes (143-145, 147-150).....	10		2	1		2	2			1			2
Suicide (165-174).....													
Automobile accidents ¹ (188c).....	8		1	1	1		1	1			1		2
Automobile-railroad-train collision (part of 188a).....													
Automobile-street-car collision (part of 188b).....													
Other external causes (175-187, part of 188a, b, 188d-203).....	60	4	7	3	6	2	4	5	3	3	6	8	9
All other causes.....	244	19	14	27	16	27	23	23	20	22	16	17	20
RICHMOND, VA. (WHITE), all causes.....	1,601	154	131	145	132	142	126	111	108	112	147	122	171
Typhoid and paratyphoid fever (1).....	2	1									1		
Malaria (5).....													
Smallpox (6).....													
Measles (7).....	6			2	1	2	1						
Scarlet fever (8).....	1			1									
Whooping cough (9).....	1												
Diphtheria (10).....	9	3		1	2					1	1	1	1
Influenza (11).....	32	2	5	6	3	1	1	1	1	1			11
Dysentery (16).....	6				1		1	1			2		
Erysipelas (21).....	2				1				1				
Lethargic encephalitis (23).....	4					1				2		1	
Meningococcus meningitis (24).....	1												
Tuberculosis of the respiratory system (31).....	57	5	3	5	7	3	4	3	5	4	6	3	9
Other forms of tuberculosis (32-37).....	9		2	2			2	1			1		1
Diabetes mellitus (57).....	19	2	2	3	1	3		1			3	2	2
Cerebral hemorrhage and softening (74, 83).....	114	7	8	10	10	19	11	10	5	12	6	8	8
Other [organic] diseases of the heart (90).....	217	21	14	16	9	23	17	13	13	13	24	18	36
Bronchitis (99).....	6	1	1					1	1	1			1
Broncho-pneumonia (100).....	47	4	7	7	1	4	1	2	2		6	4	9
Pneumonia (101).....	54	8	5	6	4	9	6	1	2	2	4	4	3
Diarrhea and enteritis [under 2 years] (113).....	13	2		1				2	3	4		1	
Diarrhea and enteritis [2 years and over] (114).....	3									1			
Nephritis (128, 129).....	186	22	14	19	15	15	13	11	14	19	12	14	18
Puerperal septicemia (146).....	6	1	1		1	1	1	1			1		
Other puerperal causes (143-145, 147-150).....	8				1	1	2	1			1	1	1
Suicide (165-174).....	29	3	7	2	3	3	3	1	3		1		3
Automobile accidents ¹ (188c).....	32	1		4	1	2	1	2	3	5	4	2	7
Automobile-railroad-train collision (part of 188a).....	1												
Automobile-street-car collision (part of 188b).....	1												
Other external causes (175-187, part of 188a, b, 188d-203).....	62	5	3	3	5	7	6	5	5	3	8	7	5
All other causes.....	673	65	59	57	65	49	56	52	49	44	66	55	56

¹ Excludes collision with railroad trains and street cars.

CAUSES OF DEATH, BY MONTH OF OCCURRENCE

395

TABLE 10 A.—DEATHS (EXCLUSIVE OF STILLBIRTHS) FROM IMPORTANT CAUSES, BY MONTHS, IN LARGE CITIES: 1928—Continued

[See note at head of this table, p. 364]

AREA AND CAUSE OF DEATH	All deaths	Jan.	Feb.	Mar.	Apr.	May	June	July	Aug.	Sept.	Oct.	Nov.	Dec.
RICHMOND, VA. (COLORED), all causes	1,211	86	98	107	97	92	96	111	123	85	112	75	129
Typhoid and paratyphoid fever (1)	4									1	1	2	
Malaria (5)													
Smallpox (6)													
Measles (7)	5		1	1			2	1					
Scarlet fever (8)													
Whooping cough (9)	18		1	1			3	2	4	1	2		4
Diphtheria (10)	4	1									2		1
Influenza (11)	29	5	8	2	2	2			2				8
Dysentery (16)	7						2	3		2			
Erysipelas (21)													
Lethargic encephalitis (23)													
Meningococcus meningitis (24)	1	1											
Tuberculosis of the respiratory system (31)	97	4	6	6	16	8	7	10	13	6	10	6	5
Other forms of tuberculosis (32-37)	16	1	2		2	1	3	2	1	1	3	1	
Diabetes mellitus (57)	14		3	1			1	3	1		2		1
Cerebral hemorrhage and softening (74, 83)	105	5	8	6	10	11	13	11	10	8	7	4	12
Other [organic] diseases of the heart (90)	152	10	8	19	13	11	10	10	12	10	18	13	18
Bronchitis (99)	3			1				1			1		
Broncho-pneumonia (100)	47	3	7	5	4	2	3		6		3	4	10
Pneumonia (101)	64	6	9	5	8	2	3	2	5	2	7	6	9
Diarrhea and enteritis [under 2 years] (113)	23				1		3	5	7	1	1	1	1
Diarrhea and enteritis [2 years and over] (114)	4		2				1	1					
Nephritis (128, 129)	105	3	7	8	9	16	6	7	10	9	14	8	8
Puerperal septicemia (146)	9		1		1		2	2		1	1	1	2
Other puerperal causes (143-145, 147-150)	19	2	1	1	1	3	1		4	1	1	3	
Suicide (165-174)	1												1
Automobile accidents ¹ (188c)	20	2			1	2	2	5	2	1	3	1	1
Automobile—railroad-train collision (part of 188a)													
Automobile—street-car collision (part of 188b)													
Other external causes (175-187, part of 188a, b, 188d-203)	58	5	3	10	2	3	4	7	8	2	4	3	7
All other causes	406	35	31	41	27	29	30	39	37	41	33	22	41
SEATTLE, WASH., all causes	3,979	349	315	366	327	297	297	313	265	303	315	330	502
Typhoid and paratyphoid fever (1)	7					2			2	1	1	1	
Malaria (5)													
Smallpox (6)													
Measles (7)	5	3		1		1							
Scarlet fever (8)													
Whooping cough (9)	3					1						1	1
Diphtheria (10)	4												1
Influenza (11)	113	13	10	6	4	3	2	3		6	2	10	54
Dysentery (16)													
Erysipelas (21)	2		1										1
Lethargic encephalitis (23)													
Meningococcus meningitis (24)	9	1	2	1		1	1			1		1	
Tuberculosis of the respiratory system (31)	165	22	14	11	16	12	8	6	15	16	16	10	19
Other forms of tuberculosis (32-37)	42	6	3	5	7	4	2	2	2	1	3	2	5
Diabetes mellitus (57)	81	8	5	8	5	3	7	4	5	9	3	11	13
Cerebral hemorrhage and softening (74, 88)	298	30	24	22	28	24	22	27	23	21	24	25	28
Other [organic] diseases of the heart (90)	626	56	32	78	53	45	58	37	44	45	45	47	86
Bronchitis (99)	13	4		2			1	2					2
Broncho-pneumonia (100)	95	7	11	10	5	2	4	6	5	5	4	6	30
Pneumonia (101)	138	19	8	18	6	8	6	11	3	6	5	12	31
Diarrhea and enteritis [under 2 years] (113)	9	1		2		1						1	1
Diarrhea and enteritis [2 years and over] (114)	11	1	5	1								1	1
Nephritis (128, 129)	252	26	21	16	26	13	25	18	18	22	22	18	27
Puerperal septicemia (146)	20	3	1	1	1	3	1	5	3	1		3	4
Other puerperal causes (143-145, 147-150)	22	1											1
Suicide (165-174)	113	5	11	10	10	7	4	16	13	10	11	6	10
Automobile accidents ¹ (188c)	90	7	6	7	10	4	5	16	8	8	5	9	5
Automobile—railroad-train collision (part of 188a)	1												
Automobile—street-car collision (part of 188b)	8	1	3	3									
Other external causes (175-187, part of 188a, b, 188d-203)	212	16	17	12	20	15	18	21	14	15	18	25	21
All other causes	1,639	119	134	150	135	146	127	135	108	133	152	139	161
SPOKANE, WASH., all causes	1,607	121	135	158	112	110	129	120	123	121	113	155	201
Typhoid and paratyphoid fever (1)	2										1	1	
Malaria (5)	1	1											
Smallpox (6)													
Measles (7)													
Scarlet fever (8)	4	1			1								2
Whooping cough (9)	1		1										
Diphtheria (10)	8												
Influenza (11)	79	6	3	8	5	2	2	3	1		4	3	39
Dysentery (16)	4												
Erysipelas (21)													
Lethargic encephalitis (23)	8			2		2		1		1	1	1	1
Meningococcus meningitis (24)	18		3		3		3	1					2
Tuberculosis of the respiratory system (31)	28	1	1	4	4		1	1		1	1	5	1
Other forms of tuberculosis (32-37)	10		1	1		2		1				1	1
Diabetes mellitus (57)	30	2	4	1	2		2	3	2	2	2	5	5
Cerebral hemorrhage and softening (74, 83)	107	11	9	7	5	4	11	12	5	11	8	16	10
Other [organic] diseases of the heart (90)	231	29	25	21	11	25	13	14	13	21	14	17	28
Bronchitis (99)	10	1	1	2	1			1	1		1		2
Broncho-pneumonia (100)	43	5	3	7	5	3		1	3		3	3	10
Pneumonia (101)	96	10	8	6	9	2	8	6		6	6	11	22
Diarrhea and enteritis [under 2 years] (113)	5		1		2			1				1	
Diarrhea and enteritis [2 years and over] (114)	3					1		1	1				
Nephritis (128, 129)	124	7	11	13	12	10	15	7	5	8	8	18	10
Puerperal septicemia (146)	7	1			1	2			2			2	2
Other puerperal causes (143-145, 147-150)	6				1					1			
Suicide (165-174)	25	2	3	4		2	3		4	4	1		2
Automobile accidents ¹ (188c)	26			1	3	3	1	2	2	5	3	5	1
Automobile—railroad-train collision (part of 188a)	2												
Automobile—street-car collision (part of 188b)	1												
Other external causes (175-187, part of 188a, b, 188d-203)	66	4	3	6	4	4	7	4	10	3	6	9	6
All other causes	662	39	58	70	43	43	62	68	62	57	52	55	53

¹ Excludes collision with railroad trains and street cars.

MORTALITY STATISTICS

TABLE 10 A.—DEATHS (EXCLUSIVE OF STILLBIRTHS) FROM IMPORTANT CAUSES, BY MONTHS, IN LARGE CITIES: 1928—Continued

[See note at head of this table, p. 364]

AREA AND CAUSE OF DEATH	All deaths	Jan.	Feb.	Mar.	Apr.	May	June	July	Aug.	Sept.	Oct.	Nov.	Dec.
MILWAUKEE, Wis., all causes	6,132	532	453	534	636	618	462	447	415	439	488	429	679
Typhoid and paratyphoid fever (1)	4				1				1		1	1	
Malaria (5)	1												
Smallpox (6)	1												
Measles (7)	17		1	1	5	1	1	1	1				4
Scarlet fever (8)	30		1	2	1	2	1	2	6	4	6	1	4
Whooping cough (9)	39	2	7	4	5	4	1	5	2	1	1	3	4
Diphtheria (10)	145	11	5	8	25	24	4	3		1	3	6	55
Influenza (11)	3		1									1	1
Dysentery (16)	17		2	3	4	3	3		1				1
Erysipelas (21)	4		1				1			1			1
Lethargic encephalitis (23)	49	3	4	9	8	6	2	3		1	4	5	4
Meningococcus meningitis (24)	292	36	26	26	25	30	26	19	30	17	14	21	22
Tuberculosis of the respiratory system (31)	55	4	6	5	4	4	8	7	3	3	3	5	3
Other forms of tuberculosis (32-37)	123	12	9	12	21	11	9	3	15	1	8	13	14
Diabetes mellitus (57)	393	31	32	50	21	38	32	38	25	27	36	30	33
Cerebral hemorrhage and softening (74, 83)	1,007	85	80	85	88	117	76	67	65	81	75	68	120
Other [organic] diseases of the heart (90)	26	4	4	1	3	2	1	1	1	1	1	4	3
Bronchitis (99)	340	31	20	26	59	52	30	18	10	11	20	13	50
Broncho-pneumonia (100)	298	35	21	22	53	38	16	11	5	14	16	17	50
Pneumonia (101)	123	7	6	14	19	20	8	11	7	12	9	1	9
Diarrhea and enteritis [under 2 years] (113)	12	1		2	2	1			2		1	2	1
Diarrhea and enteritis [2 years and over] (114)	375	27	33	33	44	34	29	33	22	32	34	26	28
Nephritis (128, 129)	30	2	2	2		5	1	2	4	3	4	2	3
Puerperal septicemia (146)	46	1	2	1	5	3	8	4	5	3	2	5	7
Other puerperal causes (143-145, 147-150)	99	5	5	8	15	10	6	10	11	5	5	10	9
Suicide (165-174)	127	16	6	3	9	5	9	10	9	14	15	16	15
Automobile accidents ¹ (188c)	9			2			2		2	2	1		
Automobile—railroad-train collision (part of 188a)	5	1		1						1		1	1
Automobile—street-car collision (part of 188b)	239	21	13	20	20	16	21	27	25	22	17	15	22
Other external causes (175-187, part of 188a, b, 188d-203)	2,219	197	166	194	199	189	167	172	163	182	212	163	215

¹ Excludes collision with railroad trains and street cars.

397

Corresponding data for all the death registration States and for all the other cities of 100,000 population or more in 1920 appear in Part I of Birth, Stillbirth, and Infant Mortality Statistics, 1928. Data by color are shown for the only large city which had a minimum of 25,000 colored population on Jan. 1, 1920. Numbers after causes of death correspond to those of the 1920 revision of the detailed International List.

AREA AND CAUSE OF DEATH	Deaths under 1 year of age	Under 1 day	1 day	2 days	3 to 6 days	1 week	2 wks.	3 wks.	Under 1 month	1 mo.	2 mos.	3 mos.	4 mos.	5 mos.	6 mos.	7 mos.	8 mos.	9 mos.	10 mos.	11 mos.
DALLAS, TEX., all causes.....	351	85	32	15	25	18	11	12	198	27	21	29	8	18	10	13	11	8	5	3
Measles (7).....	1																1			
Scarlet fever (8).....	8						1		1	1		1		1	1		1	1		1
Whooping cough (9).....																				
Diphtheria (10).....																				
Influenza (11).....	13					1		2	3		5	1				1	1	2		
Dysentery (16).....	4											1		1			1	1		
Erysipelas (21).....																				
Meningococcus meningitis (24).....	1															1				
Tetanus (29).....	1					1			1											
Tuberculosis of the respiratory system (31).....																	1			
Tuberculosis of the meninges, etc. (32).....	1																			
Other forms of tuberculosis (33-37).....																				
Syphilis (38).....	6		1	1					2		1	2			1					
Convulsions (80).....	1											1								
Bronchitis (99).....	2							1	2											
Broncho-pneumonia (100).....	19			1	1	1	1	2	5	4	1	1	2	2			1		3	
Pneumonia (101).....	14					1			1	3	1	4			1	2	2			
Diseases of the stomach (111, 112).....	5				1	2	1	1	1					3						1
Diarrhea and enteritis (113).....	36					2			2	3	6	5	2	4	4	5	3	1		1
Congenital malformations (159).....	26	3	2		5	1	1	1	13	6	2	2				1		2		
Congenital debility (160).....	10	2				2		1	4	1	1	1	1	1	1					
Premature birth (161a).....	109	58	15	6	12	7	3	3	104	3	1		1							
Injury at birth (161b).....	36	16	9	5	4	1		3	35		1									
Other diseases of early infancy (162, 163).....	11	3	1		2			1	10		1									
External causes (175-203).....	6							1	1			4						1		
Unknown or ill-defined diseases (204, 205).....																				
All other causes.....	41	3	4	2		1	1	2	13	6	1	6	2	6	3	2		1	1	
FORT WORTH, TEX., all causes.....	196	43	15	11	22	11	10	6	118	9	10	10	9	7	7	5	6	4	2	9
Measles (7).....	1														1					
Scarlet fever (8).....																				
Whooping cough (9).....	4							2	2										1	1
Diphtheria (10).....																				
Influenza (11).....	6											2				1				
Dysentery (16).....	5						1		1				1		1			1		
Erysipelas (21).....																				
Meningococcus meningitis (24).....																				
Tetanus (29).....																				
Tuberculosis of the respiratory system (31).....																				
Tuberculosis of the meninges, etc. (32).....																				
Other forms of tuberculosis (33-37).....																				
Syphilis (38).....	5		1	1					2	2		1								
Convulsions (80).....	1											1								
Bronchitis (99).....																				
Broncho-pneumonia (100).....	13					1	1	2	4	1	1	1	1			1	1	1		2
Pneumonia (101).....	15					1			2		1	3	1	3		1	2		1	
Diseases of the stomach (111, 112).....	1																			
Diarrhea and enteritis (113).....	17						1		1	1	1	2			2	1	2	2		3
Congenital malformations (159).....	13	1	1	2	3	1			8		3		1							
Congenital debility (160).....	5	2					2		4	1										
Premature birth (161a).....	61	28	8	3	13	3	3	1	59	2										
Injury at birth (161b).....	20	10	5	1	2	2			20											
Other diseases of early infancy (162, 163).....	5	1		2	1			1	5											
External causes (175-203).....	2										1									1
Unknown or ill-defined diseases (204, 205).....	9	1			2	1	1		4		1		2	1	1					
All other causes.....	13			2	1	2	1		6	1	2			1		1	1			1
HOUSTON, TEX. (WHITE), all causes.....	311	55	14	20	33	11	7	8	148	30	27	12	12	11	11	14	11	11	9	15
Measles (7).....	5							1	1	1					1	1			1	
Scarlet fever (8).....																				
Whooping cough (9).....	12									1	2	3	1		3		1		1	
Diphtheria (10).....	1																			
Influenza (11).....	14						1		1	2	2				1	1	1		1	5
Dysentery (16).....	1														1					
Erysipelas (21).....																				
Meningococcus meningitis (24).....	2									1	1									
Tetanus (29).....																				
Tuberculosis of the respiratory system (31).....	4												1		1	1				1
Tuberculosis of the meninges, etc. (32).....	1															1				
Other forms of tuberculosis (33-37).....																				
Syphilis (38).....	3	1			1				2	1										
Convulsions (80).....																				
Bronchitis (99).....	5				2	2		1	5	3	3		2	1						
Broncho-pneumonia (100).....	21				2			1	3	4	2	1					4	3	1	
Pneumonia (101).....	14			2		1		1	4	4	3		1	2		1				
Diseases of the stomach (111, 112).....	1				1				1											
Diarrhea and enteritis (113).....	40	2			1	1	1	1	5	4	7	1	3	4	2	4	2		3	5
Congenital malformations (159).....	14	5	1	2	2				10	2	1			1						
Congenital debility (160).....	10	1		1	1	1		1	4	2	1	1	1		1					
Premature birth (161a).....	68	33	9	8	9	4	3		66	2										
Injury at birth (161b).....	16	9	3	4					16											
Other diseases of early infancy (162, 163).....	7		1	1	3		1		6	1										
External causes (175-203).....	3																	2		
Unknown or ill-defined diseases (204, 205).....	25	2			4	2		1	9	2	4		1	2		3	1	2		2
All other causes.....	44	2		2	7	1	2	1	15	5	4	4	2	1	1	2	2	5	2	

MORTALITY STATISTICS

TABLE 11.—DEATHS (EXCLUSIVE OF STILLBIRTHS) FROM IMPORTANT CAUSES, FOR CERTAIN SUBDIVISIONS OF THE FIRST YEAR OF LIFE, IN LARGE CITIES NOT IN THE BIRTH REGISTRATION AREA: 1928—Con.

[See note at head of this table, p. 397]

AREA AND CAUSE OF DEATH	Deaths under 1 year of age	Under 1 day	1 day	2 days	3 to 6 days	1 week	2 wks.	3 wks.	Under 1 month	1 mo.	2 mos.	3 mos.	4 mos.	5 mos.	6 mos.	7 mos.	8 mos.	9 mos.	10 mos.	11 mos.
HOUSTON, TEX. (COLORED), all causes.	96	10	4	5	4	10	5	7	45	11	13	4	6	4	4	3	5	1	---	---
Measles (7)	2	---	---	---	---	---	---	---	---	---	---	1	---	---	---	1	---	---	---	---
Scarlet fever (8)	---	---	---	---	---	---	---	---	---	---	---	---	---	---	---	---	---	---	---	---
Whooping cough (9)	---	---	---	---	---	---	---	---	---	---	---	---	---	---	---	---	---	---	---	---
Diphtheria (10)	---	---	---	---	---	---	---	---	---	---	---	---	---	---	---	---	---	---	---	---
Influenza (11)	4	---	---	---	---	1	1	---	2	---	1	1	---	---	---	---	---	---	---	---
Dysentery (16)	---	---	---	---	---	---	---	---	---	---	---	---	---	---	---	---	---	---	---	---
Erysipelas (21)	---	---	---	---	---	---	---	---	---	---	---	---	---	---	---	---	---	---	---	---
Meningococcus meningitis (24)	---	---	---	---	---	---	---	---	---	---	---	---	---	---	---	---	---	---	---	---
Tetanus (29)	2	---	---	---	---	1	1	---	2	---	---	---	---	---	---	---	---	---	---	---
Tuberculosis of the respiratory system (31)	1	---	---	---	---	---	---	---	---	---	---	---	---	---	---	---	1	---	---	---
Tuberculosis of the meninges, etc. (32)	---	---	---	---	---	---	---	---	---	---	---	---	---	---	---	---	---	---	---	---
Other forms of tuberculosis (33-37)	---	---	---	---	---	---	---	---	---	---	---	---	---	---	---	---	---	---	---	---
Syphilis (38)	3	---	---	3	---	---	---	---	3	---	---	---	---	---	---	---	---	---	---	---
Convulsions (80)	---	---	---	---	---	---	---	---	---	---	---	---	---	---	---	---	---	---	---	---
Bronchitis (99)	---	---	---	---	---	---	---	---	---	---	---	---	---	---	---	---	---	---	---	---
Broncho-pneumonia (100)	10	---	---	---	---	---	---	---	---	---	---	---	---	---	---	---	---	---	---	---
Pneumonia (101)	2	---	---	---	---	1	---	---	1	1	4	---	1	1	1	1	1	---	---	---
Diseases of the stomach (111, 112)	1	---	---	---	---	---	---	---	---	---	---	---	---	---	---	---	---	---	---	---
Diarrhea and enteritis (113)	13	---	---	---	---	---	---	1	1	3	1	1	2	2	1	1	---	---	---	---
Congenital malformations (159)	1	---	---	---	---	---	---	---	---	---	---	---	---	---	---	---	---	---	---	---
Congenital debility (160)	6	---	---	---	2	---	---	2	4	1	1	---	---	---	---	---	---	---	---	---
Premature birth (161a)	15	8	3	---	---	1	1	1	14	1	---	---	---	---	---	---	---	---	---	---
Injury at birth (161b)	1	---	---	---	1	---	---	---	1	---	---	---	---	---	---	---	---	---	---	---
Other diseases of early infancy (162, 163)	---	---	---	---	---	---	---	---	---	---	---	---	---	---	---	---	---	---	---	---
External causes (175-203)	---	---	---	---	---	---	---	---	---	---	---	---	---	---	---	---	---	---	---	---
Unknown or ill-defined diseases (204, 205)	29	2	1	1	1	4	2	3	14	5	5	1	---	1	1	---	2	---	---	---
All other causes	6	---	---	---	---	2	---	---	3	---	1	---	1	---	---	---	---	---	---	---
SAN ANTONIO, TEX., all causes.	669	63	35	14	42	31	23	16	224	49	47	53	45	48	36	36	35	30	29	37
Measles (7)	16	---	---	---	---	---	---	---	---	1	---	1	1	1	3	1	2	1	2	3
Scarlet fever (8)	---	---	---	---	---	---	---	---	---	---	---	---	---	---	---	---	---	---	---	---
Whooping cough (9)	5	---	---	---	---	---	1	---	1	---	---	---	---	---	---	---	2	1	1	---
Diphtheria (10)	1	---	---	---	---	---	---	---	---	---	---	---	---	---	---	---	---	---	---	---
Influenza (11)	31	---	---	---	---	1	---	1	2	1	1	4	4	3	2	3	3	2	1	5
Dysentery (16)	16	---	---	---	---	---	---	---	---	1	2	2	2	3	2	3	---	2	1	1
Erysipelas (21)	3	---	---	---	---	---	---	---	1	---	---	1	---	---	---	---	---	---	---	---
Meningococcus meningitis (24)	1	---	---	---	---	---	---	---	---	---	---	---	---	---	---	1	---	---	---	---
Tetanus (29)	6	---	---	1	3	2	---	---	6	---	---	---	---	---	---	---	---	---	---	---
Tuberculosis of the respiratory system (31)	2	---	---	---	---	1	---	---	1	---	---	---	---	---	---	---	---	---	---	---
Tuberculosis of the meninges, etc. (32)	2	---	---	---	---	---	---	---	---	---	---	---	---	---	---	1	---	---	---	---
Other forms of tuberculosis (33-37)	1	---	---	---	---	---	---	---	---	---	---	---	---	---	---	---	1	---	---	---
Syphilis (38)	12	2	1	---	2	---	3	---	8	2	1	1	---	---	---	---	---	---	---	---
Convulsions (80)	1	---	---	---	---	---	---	---	---	---	---	---	---	---	---	---	---	---	---	---
Bronchitis (99)	2	---	---	---	---	---	---	---	---	---	---	---	---	---	---	---	---	---	---	---
Broncho-pneumonia (100)	70	---	---	---	1	1	2	3	7	9	4	7	8	6	3	5	5	5	3	8
Pneumonia (101)	21	---	---	---	1	1	---	---	2	2	1	1	1	4	1	3	1	4	1	---
Diseases of the stomach (111, 112)	1	---	1	---	---	---	---	---	1	---	---	---	---	---	---	---	---	---	---	---
Diarrhea and enteritis (113)	194	---	---	---	2	3	4	3	12	14	18	21	19	23	17	16	14	11	14	15
Congenital malformations (159)	21	1	4	---	4	---	3	1	13	1	2	1	2	2	1	---	---	---	---	---
Congenital debility (160)	17	---	1	---	1	---	---	---	3	4	1	4	2	---	---	---	---	---	---	---
Premature birth (161a)	95	48	14	3	9	10	3	3	90	3	1	---	---	---	---	---	---	---	---	---
Injury at birth (161b)	22	5	4	5	6	1	---	1	22	---	---	---	---	---	---	---	---	---	---	---
Other diseases of early infancy (162, 163)	3	---	1	---	1	---	---	---	3	---	---	---	---	---	---	---	---	---	---	---
External causes (175-203)	3	---	---	---	---	---	---	---	---	---	---	---	---	---	---	---	---	---	---	---
Unknown or ill-defined diseases (204, 205)	81	6	9	5	12	10	5	2	49	6	7	4	3	2	1	3	2	---	---	4
All other causes	42	1	---	---	---	---	1	---	2	5	9	5	4	1	5	---	3	4	4	---

SUPPLEMENT

HAWAII AND VIRGIN ISLANDS

HAWAII

TABLE 1.—POPULATION OF THE TERRITORY OF HAWAII AND ITS SUBDIVISIONS, BY RACE, ACCORDING TO THE CENSUS OF 1920

RACE	POPULATION JAN. 1, 1920							
	Hawaii Territory	Hilo city	Honolulu city	Hawaii County (exclusive of Hilo city)	Honolulu County (exclusive of Honolulu city)	Kalawao County	Kauai County	Maui County
Total.....	255,912	10,431	83,327	54,464	40,200	667	29,438	37,385
Hawaiian.....	23,723	789	8,459	5,408	2,276	399	1,728	4,664
Part Hawaiian.....	18,027	830	9,072	2,841	1,387	118	1,106	2,673
Caucasian-Hawaiian.....	11,072	488	5,970	1,540	853	85	634	1,502
Asiatic-Hawaiian.....	6,955	342	3,102	1,301	534	33	472	1,171
Caucasian.....	54,742	2,705	24,125	8,908	6,610	71	5,427	6,896
Portuguese.....	27,002	1,836	9,978	5,210	2,095	45	3,190	4,648
Porto Rican.....	5,602	122	841	1,946	964	4	891	334
Other Caucasian.....	22,138	747	13,306	1,752	3,551	22	1,346	1,414
Chinese.....	23,507	662	13,383	1,987	3,547	23	1,810	2,095
Japanese.....	109,274	4,849	24,522	28,032	19,945	24	14,582	17,320
Korean.....	4,950	93	1,319	1,188	1,045	13	642	650
Filipino.....	21,031	485	2,113	6,027	5,283	15	4,104	3,004
All others.....	658	18	334	78	107	4	39	83

TABLE 2.—DEATHS (EXCLUSIVE OF STILLBIRTHS), BY RACE, IN THE TERRITORY OF HAWAII: 1928

RACE	DEATHS IN—							
	Hawaii Territory	Hilo city	Honolulu city	Hawaii County (exclusive of Hilo city)	Honolulu County (exclusive of Honolulu city)	Kalawao County	Kauai County	Maui County
Total.....	4,126	267	1,683	587	471	90	374	654
Hawaiian.....	669	34	269	117	41	56	38	114
Part Hawaiian.....	416	27	226	41	21	12	24	65
Caucasian-Hawaiian.....	260	13	146	24	14	8	14	41
Asiatic-Hawaiian.....	156	14	80	17	7	4	10	24
Caucasian.....	725	424	352	80	58	8	53	85
Portuguese.....	313	41	130	43	12	4	25	58
Porto Rican.....	110	4	39	24	11	2	13	17
Other Caucasian.....	302	14	213	13	3	2	13	19
Chinese.....	335	20	211	23	26	1	22	32
Japanese.....	1,178	89	416	217	130	7	117	202
Korean.....	76	7	37	6	9	3	4	10
Filipino.....	708	30	133	103	179	3	116	144
All others.....	19	15	9	13	7	2	15	12

TABLE 3.—DEATHS (EXCLUSIVE OF STILLBIRTHS), BY SEX AND MONTHS, IN THE TERRITORY OF HAWAII: 1928

AREA AND SEX	All deaths	Jan.	Feb.	Mar.	Apr.	May	June	July	Aug.	Sept.	Oct.	Nov.	Dec.
Territory of Hawaii.....	4,126	387	334	376	338	328	317	323	353	318	354	324	374
Male.....	2,536	242	213	235	191	188	206	190	210	189	233	213	226
Female.....	1,590	145	121	141	147	140	111	133	143	129	121	111	148
Hilo city:													
Male.....	172	13	12	14	15	18	14	14	21	14	17	10	10
Female.....	95	6	7	11	9	10	5	8	9	12	5	8	5
Honolulu city:													
Male.....	1,018	85	78	95	79	80	75	89	79	71	99	86	102
Female.....	665	56	39	61	62	56	43	70	68	48	53	45	59
Hawaii County (exclusive of Hilo city):													
Male.....	344	38	34	26	26	24	27	21	27	32	31	30	28
Female.....	243	24	27	17	20	22	21	18	21	20	20	16	17
Honolulu County (exclusive of Honolulu city):													
Male.....	301	33	18	32	31	24	28	21	25	17	24	24	24
Female.....	170	19	10	12	16	13	10	17	16	17	15	9	16
Kalawao County:													
Male.....	58	3	3	3	3	2	1	2	6	5	15	9	6
Female.....	32	1	2	6	3	3	2	3	2	2	6	2	2
Kauai County:													
Male.....	223	30	22	24	13	12	22	21	16	19	12	12	20
Female.....	151	23	12	8	16	15	6	5	13	13	11	10	19
Maui County:													
Male.....	420	40	46	41	24	28	39	22	36	31	35	42	36
Female.....	234	16	24	26	21	21	19	12	16	17	11	21	30

TABLE 4.—DEATHS (EXCLUSIVE OF STILLBIRTHS) BY RACE, SEX, AND AGE, IN THE TERRITORY OF HAWAII: 1928

RACE AND SEX	All deaths	Under 1 year	1 year	2 years	3 years	4 years	Under 5 years	5 to 9 years	10 to 14 years	15 to 19 years	20 to 24 years	25 to 29 years	30 to 34 years	35 to 39 years	40 to 44 years	45 to 49 years	50 to 54 years	55 to 59 years	60 to 64 years	65 to 69 years	70 to 74 years	75 to 79 years	80 to 84 years	85 to 89 years	90 to 94 years	95 to 99 years	100 years and over	Age unknown
Total.....	4,126	973	184	83	55	45	1,340	112	73	114	194	224	201	187	190	206	246	236	208	200	155	103	63	41	16	8	9	---
Male.....	2,536	565	87	44	27	24	747	64	38	71	117	135	114	101	116	146	164	169	158	144	108	69	36	23	6	6	4	---
Female.....	1,590	408	97	39	28	21	593	48	35	43	77	89	87	86	74	60	82	67	50	56	47	34	27	18	10	2	5	---
Hawaiian:																												
Male.....	350	42	8	2	3	1	56	6	4	18	16	11	17	20	20	19	18	27	23	26	27	17	11	6	3	2	3	---
Female.....	319	39	6	---	1	1	47	6	5	9	21	13	13	27	19	20	24	27	19	18	24	11	4	1	5	1	5	---
Part Hawaiian:																												
Male.....	209	87	7	6	3	1	104	13	6	5	5	11	7	8	4	11	6	10	4	7	6	3	1	1	---	---	---	---
Female.....	207	73	19	5	4	5	106	7	6	5	9	10	8	6	8	6	6	5	4	6	3	1	---	---	---	---	---	---
Caucasian-Hawaiian—																												
Male.....	129	44	4	5	2	1	56	8	5	3	5	7	4	4	3	6	9	2	6	3	1	---	---	---	---	---	---	---
Female.....	131	43	9	2	2	2	58	5	2	3	7	6	7	4	5	5	5	4	4	4	3	3	1	---	---	---	---	---
Asiatic-Hawaiian—																												
Male.....	80	43	3	1	1	---	48	5	1	2	---	4	3	4	1	5	---	1	2	1	3	---	---	---	---	---	---	---
Female.....	76	30	10	3	2	3	48	2	4	6	2	4	1	1	3	1	---	1	1	2	---	---	---	---	---	---	---	---
Caucasian:																												
Male.....	416	62	15	5	2	1	85	8	11	11	22	21	17	14	21	30	21	25	25	25	25	12	9	---	---	---	---	---
Female.....	220	48	11	5	2	1	65	7	6	6	17	17	14	10	14	14	9	14	16	15	9	14	3	---	---	---	---	---
Portuguese—																												
Male.....	161	29	9	3	1	---	42	5	6	5	4	4	7	6	9	8	7	4	9	11	9	13	9	2	1	---	---	---
Female.....	152	30	3	1	4	2	40	4	7	4	8	8	5	4	6	8	8	2	10	5	9	8	5	2	2	1	---	---
Porto Rican—																												
Male.....	59	19	2	2	---	---	23	2	2	2	2	2	---	---	1	6	2	3	7	4	---	1	---	---	---	---	---	---
Female.....	51	14	4	2	---	1	21	1	2	1	1	1	4	3	5	4	2	1	1	3	1	---	---	---	---	---	---	---
Other Caucasian—																												
Male.....	196	14	4	1	1	---	20	1	3	4	16	13	19	10	15	12	10	12	10	16	12	6	---	---	---	---	---	---
Female.....	106	7	1	1	---	---	8	1	---	---	---	---	---	---	---	---	---	---	---	---	---	---	---	---	---	---	---	---
Chinese:																												
Male.....	252	19	4	2	3	---	28	9	4	3	5	3	5	4	5	8	27	26	26	37	24	19	11	7	1	---	---	---
Female.....	83	13	2	2	1	---	20	9	2	2	9	5	4	7	3	3	4	3	1	4	4	2	2	1	---	---	---	---
Japanese:																												
Male.....	764	164	31	19	15	16	245	20	13	17	18	28	18	22	39	56	72	70	74	45	20	6	---	---	---	---	---	---
Female.....	414	104	42	18	9	7	180	16	11	15	21	23	26	20	23	13	28	18	13	6	1	---	---	---	---	---	---	---
Korean:																												
Male.....	56	7	2	---	1	---	10	3	---	---	1	---	---	1	5	10	9	4	5	3	4	---	---	---	---	---	---	---
Female.....	20	3	1	1	---	---	8	---	---	---	2	2	---	2	1	1	1	1	---	---	---	---	---	---	---	---	---	---
Filipino:																												
Male.....	477	184	20	10	1	3	218	5	---	16	51	58	50	31	21	11	9	3	---	1	1	---	---	---	---	---	---	---
Female.....	231	124	18	9	7	4	162	3	2	---	11	18	13	11	5	2	2	---	1	---	---	---	---	---	---	---	---	---
All others:																												
Male.....	122	14	4	1	1	2	21	1	3	5	16	17	10	9	12	17	14	22	10	10	17	12	3	6	1	1	---	---
Female.....	7	1	---	---	---	---	1	---	---	---	---	---	---	---	---	---	---	---	---	---	---	---	---	---	---	---	---	---

TABLE 5.—DEATHS (EXCLUSIVE OF STILLBIRTHS) FROM IMPORTANT CAUSES, IN THE TERRITORY OF HAWAII: 1928

[Numbers under causes of death correspond to those of the 1920 revision of the detailed International List]

AREA	All causes	Typhoid and para-typhoid fever	Malaria	Small-pox	Measles	Scarlet fever	Whooping cough	Diphtheria	Influenza	Erysipelas	Meningococcus meningitis	Tuberculosis of the respiratory system	Tuberculosis of the meninges, etc.
		1	5	6	7	8	9	10	11	21	24	31	32
Territory of Hawaii.....	4,126	23	-----	-----	8	3	15	60	80	15	14	390	14
Hilo city.....	267	2	-----	-----	-----	-----	-----	4	9	-----	1	42	-----
Honolulu city.....	1,683	11	-----	-----	4	3	1	36	18	4	5	203	4
Hawaii County (exclusive of Hilo city).....	587	4	-----	-----	1	-----	1	6	19	2	-----	32	3
Honolulu County (exclusive of Honolulu city).....	471	1	-----	-----	3	-----	-----	3	15	3	7	14	3
Kalawao County.....	90	-----	-----	-----	-----	-----	-----	-----	2	-----	-----	1	-----
Kauai County.....	374	1	-----	-----	-----	-----	1	6	6	-----	-----	39	4
Maui County.....	654	4	-----	-----	-----	-----	12	5	11	6	1	59	-----

AREA	Other forms of tuberculosis	Cancer and other malignant tumors	Rheumatism	Diabetes mellitus	Cerebral hemorrhage and softening	Diseases of the heart	Bronchitis	Pneumonia (all forms)	Diarrhea and enteritis (under 2 years)	Appendicitis and typhlitis	Hernia, intestinal obstruction	Cirrhosis of the liver
	33-37	43-49	51, 52	57	74, 83	87-90	99	100, 101	113	117	118	122
Territory of Hawaii.....	30	220	5	26	212	408	39	515	289	30	26	25
Hilo city.....	3	11	1	3	19	27	1	29	17	3	2	3
Honolulu city.....	15	112	2	15	85	169	14	184	68	10	14	16
Hawaii County (exclusive of Hilo city).....	3	30	2	1	39	77	1	56	40	6	1	1
Honolulu County (exclusive of Honolulu city).....	3	17	-----	1	22	53	14	81	59	2	2	1
Kalawao County.....	-----	-----	-----	-----	1	3	-----	1	-----	-----	1	-----
Kauai County.....	2	20	-----	2	18	24	-----	42	45	3	3	1
Maui County.....	4	30	-----	4	28	55	9	122	60	6	3	3

MORTALITY STATISTICS

TABLE 5.—DEATHS (EXCLUSIVE OF STILLBIRTHS) FROM IMPORTANT CAUSES, IN THE TERRITORY OF HAWAII: 1928—Continued

[See note at head of this table, p. 401]

AREA	Nephritis 128, 129	Puerperal septicemia 146	Other puerperal causes 143-145, 147-150	Congenital mal- forma- tions and dis- eases of early infancy 159-163	Suicide 165-174	Homicide 197-200	Automobile accidents			Other external causes 175-187, pt. of 188a, b, 188d-196, 201-203	Unknown or ill- defined diseases 204-205	All other causes
							Primary ¹ 188c	In collision with—				
								Railroad trains pt. of 188a	Street cars pt. of 188b			
Territory of Hawaii.....	235	30	57	308	67	16	81	1	2	193	7	682
Hilo city.....	20	1		10	3		6			12		38
Honolulu city.....	118	16	21	124	23	8	38		2	62	1	277
Hawaii County (exclusive of Hilo city).....	38	3	12	52	13	4	13			31	1	95
Honolulu County (exclusive of Honolulu city).....	14	3	9	45	11	1	8	1		35	1	39
Kalawao County.....				2								79
Kauai County.....	20	3	7	21	8	1	8			22	4	63
Maui County.....	25	4	8	54	9	2	8			31		91

¹ Excludes collision with railroad trains and street cars.

TABLE 6.—DEATHS (EXCLUSIVE OF STILLBIRTHS) FROM EACH CAUSE, BY RACE, IN THE TERRITORY OF HAWAII: 1928

List No.	CAUSE OF DEATH	All deaths	Ha-wa-ian	PART HAWAIIAN			CAUCASIAN				Chi- nese	Japa- nese	Ko- rean	Phi- lipo	All others
				Total	Cauca- sian- Ha- wa-ian	Asi- atic- Ha- wa-ian	Total	Portu- guese	Porto Rican	Other Cau- casian					
	All causes.....	4,126	669	416	260	156	725 424	313	110	302 228	335	1,178	76	708	104 220
	I.—Epidemic, endemic, and infectious diseases.....	826	180	86	49	37	96 63	52	16	26 28	60	234	15	149	63 31
1	Typhoid and paratyphoid fever.....	23	7	3	1	2	2	2				8		3	
7	Measles.....	8		1	1						1	4		2	
8	Scarlet fever.....	3										3			
9	Whooping cough.....	15	3	2	1	1						7		3	
10	Diphtheria.....	60	2	9	3	6	7 8	6			10	25	1	6	
11a	Influenza (with pulmonary complications).....	42	10	1	1		9 8	7	1		1	7		14	5
11b	Influenza (other and unspecified).....	38	12	5	4	1	8 3	2	1		2	9		5	2
16	Dysentery.....	8	4				1	1						3	
17	Plague.....	9		1		1	1	1						7	
19	Spirochetal hemorrhagic jaundice.....	2										2			
20	Leprosy.....	79	51	8	6	2	7 8	4	1		1	6	3	3	2
21	Erysipelas.....	15	2	1	1						1	8	1	2	
24	Meningococcus meningitis.....	14	1	2	1		5 2	1				1		5	
29	Tetanus.....	17	3	5	2	3	2	1			2	4		1	
	Tuberculosis (all forms).....	434	75	37	23	14	48 35	26	9	35 22	34	141	9	86	16
31	Of the respiratory system.....	390	65	35	23	12	44 32	23	9		33	123	9	77	16
32	Of the meninges, central nervous system.....	14		1		1	1	1			1	7		4	
33	Of the intestines, peritoneum.....	6	3									1		2	
34	Of the vertebral column.....	7	3				2	2				2		1	
35	Of the joints.....	1										1			
36	Of other organs.....	5										4			
37a	Disseminated (acute).....	10	4	1		1	1					2		1	
37b	Disseminated (chronic or unspecified).....	1										1			
38	Syphilis.....	52	9	10	6	4	10 4	1	3	6	7	7	1	7	4
40	Gonococcus infection.....	4	1	1		1						1		1	
41	Purulent infection, septicemia.....	3									1	1		1	
	II.—General diseases not included in Class I.....	384	39	23	17	6	67 32	26	6	35 25	35	131	10	77	37
	Cancer and other malignant tumors.....	220	27	13	10	3	46 22	17	5	21 2	23	89	8	14	24
43	Of the buccal cavity.....	4									1	2			1
44	Of the stomach, liver.....	110	13	6	3	3	13 10	8	2	3 2	10	58	4	6	10
45	Of the peritoneum, intestines, rectum.....	25	1	1	1		9 3	2	1	3 2	4	6	3	1	8
46	Of the female genital organs.....	30	6	4	4		9 3	2	1	5 2	1	8	1	1	6
47	Of the breast.....	3	1	1	1		3 2			5 2				1	1
49	Of other or unspecified organs.....	48	6	1	1		13 8	5	1	7 7	7	15		6	1
50	Tumors, benign and unqualified (tumors of the female genital organs excepted).....	1										1			
51	Acute rheumatic fever.....	1					1 2	1							2
52	Chronic rheumatism, osteoarthritis, gout.....	4	1							2	1				
55	Beriberi.....	84	1	2		2						28		53	
57	Diabetes mellitus.....	26	5	1	1		10 7	7		3	5	4			1
58a	Pernicious anemia.....	5					1	1				2	1	1	
58b	Other anemias and chlorosis.....	1					1								1
60a	Exophthalmic goiter.....	1									1				
62	Diseases of the thymus gland.....	10		4	3	1					1	1		4	
63	Diseases of the adrenals (Addison's disease).....	2									1	1			
65a	Leukemia.....	3	1											2	
65b	Hodgkin's disease.....	2									1			1	
66	Alcoholism (acute or chronic).....	13	3	2	2		5 4		1	4		2			8
68	Chronic poisoning by organic substances.....	2									1		1		
69	Other general diseases.....	9	1	1	1	1	1			1		3		2	1

TABLE 6.—DEATHS (EXCLUSIVE OF STILLBIRTHS) FROM EACH CAUSE, BY RACE, IN THE TERRITORY OF HAWAII: 1928—Continued

List No.	CAUSE OF DEATH	All deaths	Hawaiian	PART HAWAIIAN			CAUCASIAN				Chinese	Japanese	Korean	Filipino	All others
				Total	Caucasian-Hawaiian	Asiatic-Hawaiian	Total	Portuguese	Porto Rican	Other Caucasian					
	III.—Diseases of the nervous system and of the organs of special sense.....	302	57	21	17	4	6134	31	3	27	29	108	1	24	28
70	Encephalitis.....	1												1	
71a	Simple meningitis.....	6	1								2	1		2	
71b	Non epidemic cerebrospinal meningitis.....	2									1			1	
72	Tabes dorsalis (locomotor ataxia).....	1										1			
73	Other diseases of the spinal cord.....	6		1	1		2			2	2	1			
74a	Cerebral hemorrhage.....	203	43	14	11	3	4520	27	2	16	18	73	1	8	17
74b	Cerebral embolism and thrombosis.....	8	2				3	1		2	1			1	
75	Paralysis without specified cause.....	4	1				7			1		2			
76	General paralysis of the insane.....	24	5				4		1	3	3	10		2	
77	Other forms of mental alienation.....	6	1				2			2	2	2		1	
78	Epilepsy.....	2													
80	Infantile convulsions (under 5 years).....	11		3	2	1					2			5	
81	Chorea.....	1					1			1					
83	Softening of the brain.....	1					1	1							
84	Other diseases of the nervous system.....	6		1	1						1	3		1	
85	Diseases of the eye and annexa.....	1									1				
86a	Diseases of the ear.....	14	2	2	2		1	1				7		2	
86b	Diseases of the mastoid process.....	5	2				1	1				2			
	IV.—Diseases of the circulatory system.....	449	125	40	30	10	1220	46	15	61	61	74	5	20	63
87	Pericarditis.....	3					1		1				1	1	
88	Endocarditis and myocarditis (acute).....	34	7	5	3	2	6	3		2	2	8	1	1	5
89	Angina pectoris.....	25	4	2	2		11	1	3	2	1	7			
90	Other diseases of the heart.....	346	101	30	23	7	874	33	9	45	53	57	3	13	2
91a	Aneurysm.....	7	4	1	1		3			1	1	1			
91b,c	Other diseases of the arteries.....	28	8	2	1	1	14	9	1	4	3	1			
92	Embolism and thrombosis (not cerebral).....	4					3			3				1	
93	Diseases of the veins.....	1	1												
94	Diseases of the lymphatic system.....	1									1				
	V.—Diseases of the respiratory system.....	595	103	76	46	30	644	31	15	18	30	132	7	180	3
97a	Diseases of the nasal fossae.....	2		1	1							1			
97b	Diseases of the nasal fossae annexa.....	1										1			
98a	Acute bronchitis.....	33	2	5	4	1	2	1		1		9		15	
98b	Chronic bronchitis.....	3									1	1	1		
98c,d	Bronchitis (unspecified).....	3		1	1									2	
100a	Broncho-pneumonia.....	279	43	36	18	18	382	22	10	6	17	54	6	84	7
100b	Capillary bronchitis.....	2	1									1			
101a	Lobar pneumonia.....	228	49	30	20	10	19	7	4	8	11	50		67	2
101b	Pneumonia (unspecified).....	6	1	1		1						1		4	
102	Pleurisy.....	20	2	2	2		5		1	2		8		4	5
103	Congestion and hemorrhagic infarct of the lung.....	1	1												
104	Gangrene of the lung.....	4										2		2	
105	Asthma.....	12	5				2	1		1	1	4			
107	Other diseases of the respiratory system (tuberculosis excepted).....	1												1	
	VI.—Diseases of the digestive system.....	504	51	52	31	21	764	29	18	29	31	153	9	132	29
109b	Other diseases of the pharynx, tonsils.....	10					7	3	2	2		2		1	
111a	Ulcer of the stomach.....	25	6	1	1		4	1	1	2	1	10	1	2	
111b	Ulcer of the duodenum.....	7					2			2	2	1		1	
112	Other diseases of the stomach (cancer excepted).....	6	1	1			2					2			
113	Diarrhea and enteritis (under 2 years).....	289	26	38	22	16	262	12	10	4	10	72	5	112	
114	Diarrhea and enteritis (2 years and over).....	60	5	4	2	2	6	3	2	1	4	32	2	7	
116	Diseases due to other intestinal parasites.....	1					1		1						
117	Appendicitis and typhlitis.....	30	4	3	2	1	3	2		1	4	13		3	
118a	Hernia.....	11	2	2	2		5	2		2	1	1			
118b	Intestinal obstruction.....	15		1	1		7	1	2	4	1	5		1	
119	Other diseases of the intestines.....	1										1			
120	Acute yellow atrophy of the liver.....	3										3			
122	Cirrhosis of the liver.....	25	4	2	1	1	6	2		4	7	3	1	2	
123	Biliary calculi.....	6					2			1	1	3			
124	Other diseases of the liver.....	8	1				3			2		3			
125	Diseases of the pancreas.....	2					1			1				1	
126	Peritonitis without specified cause.....	5	2				1			1		2			
	VII.—Nonvenereal diseases of the genito-urinary system and annexa.....	261	54	14	10	4	5520	19	7	29	44	71	7	16	20
128	Acute nephritis (including unspecified under 10 years).....	19	2	1	1		6	2	1	3		5		5	
129	Chronic nephritis (including unspecified 10 years and over).....	216	50	12	8	4	3718	14	4	19	42	60	7	8	
131	Other diseases of the kidneys and annexa.....	7					2		1	1	1	1		3	
132	Calculi of the urinary passages.....	2													
133	Diseases of the bladder.....	1									1				
135	Diseases of the prostate.....	5					4	1		3		1			
137	Cysts, other benign tumors of the ovary.....	2					1	1				1			
138	Salpingitis and pelvic abscess (female).....	3		1	1		1			1		1			
139	Benign tumors of the uterus.....	3	2									1			
141	Other diseases of the female genital organs.....	3					3	1	1	1					

MORTALITY STATISTICS

TABLE 6.—DEATHS (EXCLUSIVE OF STILLBIRTHS) FROM EACH CAUSE, BY RACE, IN THE TERRITORY OF HAWAII: 1928—Continued

List No.	CAUSE OF DEATH	All deaths	Hawaiian	PART HAWAIIAN			CAUCASIAN				Chinese	Japanese	Korean	Filipino	All others
				Total	Caucasian-Hawaiian	Asiatic-Hawaiian	Total	Portuguese	Porto Rican	Other Caucasian					
	VIII.—The puerperal state.....	87	8	13	7	6	16	8	3	5	8	24	3	15	4
143	Accidents of pregnancy.....	8	1				1	1			1	3		2	1
144	Puerperal hemorrhage.....	18	1	2	1	1	5	3	2		1	4	1	4	1
145	Other accidents of labor.....	8		1							2	3		2	1
146	Puerperal septicemia.....	30	2	6	3	3	7	3		4	3	8	1	3	2
147	Puerperal phlegmasia alba dolens, embolus, etc.	3									1	1		2	1
148	Puerperal albuminuria and convulsions.....	19	4	4	3	1	2	1	1	1	1	5	1	2	1
150	Puerperal diseases of the breast.....	1					1	1							1
	IX.—Diseases of the skin and of the cellular tissue.....	18	4	1		1	3	3			2	7			1
151	Gangrene.....	2		1		1						1			1
152	Furuncle.....	7	2				1	1			1	2			1
153	Acute abscess.....	3										3			
154	Other diseases of the skin and annexa.....	6	2				2	2			1	1			
	X.—Diseases of the bones and of the organs of locomotion.....	12	2	4	4						2	4			
155	Diseases of the bones (tuberculosis excepted).....	8	2	3	3						1	2			
156	Diseases of the joints (tuberculosis and rheumatism excepted).....	4		1	1						1	2			
	XI.—Malformations.....	51	3	6	5	1	10	6	3	1	2	21	1	8	1
159a	Congenital hydrocephalus.....	4	1				1					2			1
159b	Congenital malformations of the heart.....	31	1	4	3	1	8	6	1	1	2	10	1	5	1
159c	Other congenital malformations.....	16	1	2	2		1		1			9		3	1
	XII.—Early infancy.....	257	13	46	24	22	64	33	16	15	11	85	2	36	1
160	Congenital debility, icterus, sclerema.....	20	2	2	1	1	4	1	3			7	1	4	1
161a	Premature birth.....	159	7	30	17	13	32	17	5	10	7	60	1	22	1
161b	Injury at birth.....	32	1	6	4	2	13	9	6	2	2	4		1	1
162	Other diseases peculiar to early infancy.....	46	3	8	2	6	18	6	2	2	2	14		9	1
164	XIII.—Old age (senility).....	13	4				5	2	2	3	4				1
	XIV.—External causes.....	360	26	32	20	12	85	27	7	51	16	134	16	48	3
	Suicide.....	67	3	1	1		13	1		12	3	37	6	4	1
165	By poisons (gas or corrosives excepted).....	19					5			3		11	3		1
166	By corrosive substances.....	5										5			1
167	By poisonous gas.....	1					1			1					1
168	By hanging or strangulation.....	17					1			1	2	10	3	1	1
169	By drowning.....	1		1	1										1
170	By firearms.....	8	1				4			4		3			1
171	By cutting or piercing instruments.....	9									1	7		2	1
172	By jumping from high places.....	2					1								1
173	By crushing.....	2					1			1		1			1
174	By other means.....	3	2				1	1							1
	Homicide.....	16	2				4		1	3	2	1	1	6	1
197	By firearms.....	2	1				1		1						1
198	By cutting or piercing instruments.....	7								3		1	1	5	1
199	By other means.....	7	1				3			3	2			1	1
	Accidental, other, or undefined.....	277	21	31	19	12	68	26	6	36	11	96	9	38	3
175	Poisoning by food.....	5		2	2							2		1	1
177	Other acute poisonings (gas excepted).....	8	1	1	1		4	1		3		1		1	1
178	Conflagration.....	2										2			1
179	Burns (conflagration excepted).....	9		3	3		1			1		3		2	1
180	Mechanical suffocation.....	1										1			1
182	Drowning.....	62	4	6	3	3	18	6		12	4	21		6	3
183	Traumatism by firearms (except in war).....	2					1	1					1		1
184	Traumatism by cutting or piercing instruments.....	1		1	1										1
185	Traumatism by fall.....	53	7	6	3	3	12	3	2	7	4	13	2	9	1
186b	Traumatism in quarries.....	4										3		1	1
187	Traumatism by machines.....	9	1				5	2	1	2		2		1	1
188a	Railroad accidents.....	15					6	4	2			1	1	7	1
	Collision with automobiles.....	1					1	1							1
	Other railroad accidents.....	14					5	3	2			1	1	7	1
188b	Street-car accidents.....	3		2	1	1						1			1
	Collision with automobiles.....	2		1	1							1			1
	Other street-car accidents.....	1		1		1									1
188c	Automobile accidents ¹	81	5	8	3	5	19	8	1	10	3	34	4	8	1
188d	Airplane and balloon accidents.....	1													1
188e,f	Injuries by other vehicles.....	4	1	1	1							2			1
188g	Landslide, other crushing.....	3										1	1	1	1
189	Injuries by animals (not poisoning).....	2	1												1
202	Other external violence.....	12	1	1	1		1	1				9			1
	XV.—Ill-defined diseases.....	7		2		2	1		1					3	1
204	Sudden death.....	2		1		1	1		1						1
205a	Ill-defined.....	1												1	1
205b	Not specified or unknown.....	4		1		1								2	1

¹ Excluding collision with railroad trains and street cars.

List No.	CAUSE OF DEATH	All deaths	Under 1 year	1 year	2 years	3 years	4 years	5 to 9 years	10 to 14 years	15 to 19 years	20 to 24 years	25 to 29 years	30 to 34 years	35 to 44 years	45 to 54 years	55 to 64 years	65 to 74 years	75 years and over	Age unknown
	All causes.....	4,126	973	184	83	55	45	112	73	114	194	224	201	377	452	444	355	240	---
	I.—Epidemic, endemic, and infectious diseases.....	826	75	22	17	17	13	41	19	41	95	81	72	120	104	65	31	13	---
1	Typhoid and paratyphoid fever.....	23					2	1	3	3	8	2	2		1	1			
7	Measles.....	8	3	3	1			1											
8	Scarlet fever.....	3		1		2													
9	Whooping cough.....	15	13		1	1	1												
10	Diphtheria.....	60	5	9	9	11	7	17	1									1	
11a	Influenza (with pulmonary complications).....	42	4	1	1			1	3	3	6	5	2	2	5	4	1	4	
11b	Influenza (other and unspecified).....	38	7					4			1	3	2	8	8	1	1	2	
16	Dysentery.....	9									2	1	1	2	1	2		1	
17	Plague.....	2										3	1	3		1	1		
19	Spirochetal hemorrhagic jaundice.....	2													1	1			
20	Leprosy.....	79							1	14	9	16	15		11	9	3	1	
21	Erysipelas.....	15	8	1	1			1			1	1			1		1	1	
24	Meningococcus meningitis.....	14	2			1		8	1		4	5							
29	Tetanus.....	17	5	1					1	1				1					
	Tuberculosis (all forms).....	434	10	6	4	2	4	7	8	32	58	48	44	81	65	42	20	3	
31	Of the respiratory system.....	390	5	2	2		3	2	7	27	53	44	43	78	62	39	20	3	
32	Of the meninges, central nervous system.....	14	4	2	2			3				1	1						
33	Of the intestines, peritoneum.....	6						1		1	2	1							
34	Of the vertebral column.....	7						1	1	1					2	2			
35	Of the joints.....	1					1												
36	Of other organs.....	5		1						2	1					1			
37a	Disseminated (acute).....	10	1	1		2				1	3			1	1				
37b	Disseminated (chronic or unspecified).....	1										1							
38	Syphilis.....	52	17								1	3	2	8	11	5	5		
40	Gonococcus infection.....	4						1		1	1		1						
41	Purulent infection, septicemia.....	3	1						1			1							
	II.—General diseases not included in Class I.....	384	71	5	1	1	1	4	1	6	10	15	12	32	78	79	42	26	---
	Cancer and other malignant tumors.....	220	1					1		2	1	7	6	16	65	65	35	21	
43	Of the buccal cavity.....	4													1	3			
44	Of the stomach, liver.....	110										2	2	4	33	37	22	10	
45	Of the peritoneum, intestines, rectum.....	25												2	8	8	4	3	
46	Of the female genital organs.....	30																	

MORTALITY STATISTICS

TABLE 7.—DEATHS (EXCLUSIVE OF STILLBIRTHS) FROM EACH CAUSE, BY AGE, IN THE TERRITORY OF HAWAII: 1928—Continued

List No.	CAUSE OF DEATH	All deaths	Under 1 year	1 year	2 years	3 years	4 years	5 to 9 years	10 to 14 years	15 to 19 years	20 to 24 years	25 to 29 years	30 to 34 years	35 to 44 years	45 to 54 years	55 to 64 years	65 to 74 years	75 years and over	Age unknown
	V.—Diseases of the respiratory system.....	595	252	64	17	10	6	8	16	16	28	22	14	39	28	22	25	28	
97a	Diseases of the nasal fossae.....	2	1	1															
97b	Diseases of the nasal fossae annexa.....	1														1			
99a	Acute bronchitis.....	33	26	2	3													2	
99b	Chronic bronchitis.....	3		1										1		1			
99c,d	Bronchitis (unspecified).....	3																	
100a	Broncho-pneumonia.....	279	158	37	8	8	4	6	8	1	2	3	3	7	9	5	8	12	
100b	Capillary bronchitis.....	2	2																
101a	Lobar pneumonia.....	228	47	20	4	2	1	2	7	15	23	17	9	28	17	12	14	10	
101b	Pneumonia (unspecified).....	6	5		1														
102	Pleurisy.....	20	7	3	1		1		1		3	1		2			1		
103	Congestion and hemorrhagic infarct of the lung.....	1															1		
104	Gangrene of the lung.....	4										1	1			2	1		
105	Asthma.....	12	2										1	1	2	1	1	4	
107	Other diseases of the respiratory system (tuberculosis excepted).....	1	1																
	VI.—Diseases of the digestive system.....	504	245	51	25	12	8	11	3	4	8	12	12	24	31	36	13	9	
109b	Other diseases of the pharynx, tonsils.....	10			2	1	1	1	1	1	1	1	1	1	6	4	2		
111a	Ulcer of the stomach.....	25									3	1	3	6	6	4	1		
111b	Ulcer of the duodenum.....	7										1	1	2	1	1	1		
112	Other diseases of the stomach (cancer excepted).....	6	1											1	1	3			
113	Diarrhea and enteritis (under 2 years).....	289	238	51															
114	Diarrhea and enteritis (2 years and over).....	60			19	10	5	8	2			1		2	3	5	2	3	
116	Diseases due to other intestinal parasites.....	1					1												
117	Appendicitis and typhlitis.....	30		2				2		3	2	4	2	4	4	6	1	3	
118a	Hernia.....	11	1										1		2	4			
118b	Intestinal obstruction.....	15	5								1		1	1	4	2	1		
119	Other diseases of the intestines.....	1			1														
120	Acute yellow atrophy of the liver.....	3									1			1	1	8	4	1	
122	Cirrhosis of the liver.....	25										2	1	2	7	1	1	1	
123	Biliary calculi.....	6										1	1	1	1	1	1	1	
124	Other diseases of the liver.....	8											3	2	1	1	1	1	
125	Diseases of the pancreas.....	2										1		1					
126	Peritonitis without specified cause.....	5			1	1	1									1	1		
	VII.—Nonvenereal diseases of the genito-urinary system and annexa.....	261	2	1	2	3	2	2	4	3	7	11	10	21	38	59	58	38	
128	Acute nephritis (including unspecified under 10 years).....	19	2	1	2	2		2	1	1	1	3		2		2			
129	Chronic nephritis (including unspecified 10 years and over).....	216				1	1		3	2	5	5	8	15	30	54	56	36	
131	Other diseases of the kidneys and annexa.....	7					1					1		2	3	1		1	
132	Calculi of the urinary passages.....	2																	
133	Diseases of the bladder.....	1																	
135	Diseases of the prostate.....	5														2	2	1	
137	Cysts, other benign tumors of the ovary.....	2											1	1	1				
138	Salpingitis and pelvic abscess (female).....	3											1	1	1				
139	Benign tumors of the uterus.....	3													1				
141	Other diseases of the female genital organs.....	3									1				2				
	VIII.—The puerperal state.....	87							6	11	25	24	21						
143	Accidents of pregnancy.....	8								1		5	1	1					
144	Puerperal hemorrhage.....	18								6	3	3	4	5					
145	Other accidents of labor.....	8									2	2	3	2					
146	Puerperal septicemia.....	30								4	10	6	7						
147	Puerperal phlegmasia alba dolens, embolus, etc.....	3												1					
148	Puerperal albuminuria and convulsions.....	19								2		3	9	5					
150	Puerperal diseases of the breast.....	1											1						
	IX.—Diseases of the skin and of the cellular tissue.....	18	1					1		1	1	2			7	2	1	2	
151	Gangrene.....	2						1			1								
152	Furuncle.....	7										2			4			1	
153	Acute abscess.....	3								1					1	1			
154	Other diseases of the skin and annexa.....	6	1												2	1	1	1	
	X.—Diseases of the bones and of the organs of locomotion.....	12		1	3		1	3	3						1				
155	Diseases of the bones (tuberculosis excepted).....	8			2		1	2	2						1				
156	Diseases of the joints (tuberculosis and rheumatism excepted).....	4		1	1			1	1										
	XI.—Malformations.....	51	44	4		3													
159a	Congenital hydrocephalus.....	4	3			1													
159b	Congenital malformations of the heart.....	31	29	2															
159c	Other congenital malformations.....	16	12	2		2													
	XII.—Early infancy.....	257	257																
160	Congenital debility, icterus, sclerema.....	20	20																
161a	Premature birth.....	159	159																
161b	Injury at birth.....	32	32																
162	Other diseases peculiar to early infancy.....	46	46																
164	XIII.—Old age (senility).....	13														1	3	9	

TABLE 7.—DEATHS (EXCLUSIVE OF STILLBIRTHS) FROM EACH CAUSE, BY AGE, IN THE TERRITORY OF HAWAII: 1928—Continued

List No.	CAUSE OF DEATH	All deaths	Under 1 year	1 year	2 years	3 years	4 years	5 to 9 years	10 to 14 years	15 to 19 years	20 to 24 years	25 to 29 years	30 to 34 years	35 to 44 years	45 to 54 years	55 to 64 years	65 to 74 years	75 years and over	Age unknown
	XIV.—External causes.....	360	4	27	10	8	12	24	16	20	28	37	34	42	42	33	13	10	---
	Suicide.....	67	---	---	---	---	---	---	---	5	4	10	7	12	11	14	3	1	---
165	By poisons (gas or corrosives excepted).....	19	---	---	---	---	---	---	---	3	2	2	4	3	3	2	---	---	---
166	By corrosive substances.....	5	---	---	---	---	---	---	---	---	---	1	---	1	---	3	---	---	---
167	By poisonous gas.....	1	---	---	---	---	---	---	---	---	---	1	---	---	---	---	---	---	---
168	By hanging or strangulation.....	17	---	---	---	---	---	---	---	1	---	1	1	2	5	4	2	1	---
169	By drowning.....	1	---	---	---	---	---	---	---	---	---	---	---	---	---	1	---	---	---
170	By firearms.....	8	---	---	---	---	---	---	---	---	1	1	1	1	1	3	---	---	---
171	By cutting or piercing instruments.....	9	---	---	---	---	---	---	---	---	---	2	1	2	2	1	---	---	---
172	By jumping from high places.....	2	---	---	---	---	---	---	---	---	---	---	---	2	---	---	---	---	---
173	By crushing.....	2	---	---	---	---	---	---	---	---	---	2	---	---	---	---	---	---	---
174	By other means.....	3	---	---	---	---	---	---	---	1	1	---	---	1	---	---	---	---	---
	Homicide.....	16	---	---	---	---	---	---	2	---	1	5	3	2	2	1	---	---	---
197	By firearms.....	2	---	---	---	---	---	---	---	---	---	1	1	---	---	---	---	---	---
198	By cutting or piercing instruments.....	7	---	---	---	---	---	---	1	---	---	2	2	1	1	1	---	---	---
199	By other means.....	7	---	---	---	---	---	---	1	---	1	2	---	1	1	1	---	---	---
	Accidental, other, or undefined.....	277	4	27	10	8	12	24	14	15	23	22	24	28	29	18	10	9	---
175	Poisoning by food.....	5	---	1	---	1	1	---	---	---	1	---	---	1	---	---	---	---	---
177	Other acute poisonings (gas excepted).....	8	---	3	---	---	1	---	---	---	---	---	---	---	3	1	---	---	---
178	Conflagration.....	2	1	1	---	---	---	---	---	---	---	---	---	---	---	---	---	---	---
179	Burns (conflagration excepted).....	9	---	---	3	1	2	1	---	---	---	---	---	1	---	1	---	---	---
180	Mechanical suffocation.....	1	1	---	---	---	---	---	---	---	---	---	---	---	---	---	---	---	---
182	Drowning.....	62	---	10	2	1	2	7	4	3	6	3	8	9	5	2	---	---	---
183	Traumatism by firearms (except in war).....	2	---	---	---	---	---	1	---	---	1	---	---	---	---	---	---	---	---
184	Traumatism by cutting or piercing instruments.....	1	---	---	---	---	---	---	---	---	---	---	1	---	---	---	---	---	---
185	Traumatism by fall.....	53	2	3	1	1	1	2	5	3	4	4	3	5	6	5	4	4	---
186b	Traumatism in quarries.....	4	---	---	---	---	---	---	---	---	---	1	---	2	1	---	---	---	---
187	Traumatism by machines.....	9	---	1	---	---	---	---	---	---	1	1	2	---	3	1	---	---	---
188a	Railroad accidents.....	15	---	---	1	1	1	---	1	2	2	3	1	1	2	---	---	---	---
	Collision with automobiles.....	1	---	---	---	---	1	---	---	---	---	---	---	---	---	---	---	---	---
	Other railroad accidents.....	14	---	---	1	1	---	---	1	2	2	3	1	1	2	---	---	---	---
188b	Street-car accidents.....	3	---	---	---	---	---	---	---	1	---	---	---	---	1	---	1	---	---
	Collision with automobiles.....	2	---	---	---	---	---	---	---	1	---	---	---	---	1	---	---	---	---
	Other street-car accidents.....	1	---	---	---	---	---	---	---	---	---	---	---	---	---	---	1	---	---
188c	Automobile accidents (excluding collision with railroad trains and street cars).....	81	---	7	3	3	3	10	3	5	7	7	6	6	6	8	3	4	---
188d	Airplane and balloon accidents.....	1	---	---	---	---	---	---	---	---	---	1	---	---	---	---	---	---	---
188e, f	Injuries by other vehicles.....	4	---	---	---	---	---	---	---	---	---	---	2	1	---	---	---	1	---
188g	Landslide, other crushing.....	3	---	---	---	---	---	---	---	---	---	---	1	1	1	---	---	---	---
189	Injuries by animals (not poisoning).....	2	---	---	---	---	---	---	---	1	---	---	---	---	---	---	1	---	---
202	Other external violence.....	12	---	1	---	---	1	3	1	1	---	2	---	1	1	---	1	---	---
	XV.—Ill-defined diseases.....	7	4	1	---	---	---	---	---	---	---	1	---	---	1	---	---	---	---
204	Sudden death.....	2	1	1	---	---	---	---	---	---	---	---	---	---	---	---	---	---	---
205a	Ill-defined.....	1	---	---	---	---	---	---	---	---	---	1	---	---	---	---	---	---	---
205b	Not specified or unknown.....	4	3	---	---	---	---	---	---	---	---	---	---	---	1	---	---	---	---

MORTALITY STATISTICS

TABLE 8.—DEATHS (EXCLUSIVE OF STILLBIRTHS) FROM IMPORTANT CAUSES, BY MONTHS, IN THE TERRITORY OF HAWAII: 1928

[Numbers after causes of death correspond to those of the 1920 revision of the detailed International List]

CAUSE OF DEATH	All deaths	Jan.	Feb.	Mar.	Apr.	May	June	July	Aug.	Sept.	Oct.	Nov.	Dec.
All causes.....	4,126	387	334	376	338	328	317	323	353	318	354	324	374
Typhoid and paratyphoid fever (1).....	23	2	1	2	4	2	1	2	3	4	1	1	—
Malaria (5).....	—	—	—	—	—	—	—	—	—	—	—	—	—
Smallpox (6).....	—	—	—	—	—	—	—	—	—	—	—	—	—
Measles (7).....	8	—	2	1	—	—	1	1	—	1	1	—	1
Scarlet fever (8).....	3	—	—	—	1	2	—	—	—	—	—	—	—
Whooping cough (9).....	15	1	1	1	—	—	1	—	1	2	2	1	5
Diphtheria (10).....	60	4	3	7	3	3	5	8	3	2	9	6	7
Influenza (11).....	80	3	5	1	9	6	1	6	11	12	11	6	9
Dysentery (16).....	8	1	—	—	1	1	1	—	—	2	1	1	1
Erysipelas (21).....	15	3	1	1	1	1	1	—	1	1	3	2	—
Lethargic encephalitis (23).....	—	—	—	—	—	—	—	—	—	—	—	—	—
Meningococcus meningitis (24).....	14	2	1	—	2	—	3	—	1	1	—	2	2
Tuberculosis of the respiratory system (31).....	390	47	25	45	26	35	29	27	38	28	31	22	37
Other forms of tuberculosis (32-37).....	44	2	2	4	5	1	1	7	6	2	4	5	5
Diabetes mellitus (57).....	26	2	1	2	—	3	3	2	2	2	5	2	2
Cerebral hemorrhage and softening (74, 83).....	212	14	11	21	23	16	20	17	21	5	23	23	18
Other [organic] diseases of the heart (90).....	346	37	26	31	24	24	31	25	35	26	27	30	30
Bronchitis (99).....	39	6	—	6	2	1	3	4	1	3	3	4	6
Broncho-pneumonia (100).....	281	29	30	24	36	25	19	26	13	17	17	18	27
Pneumonia (101).....	234	21	27	29	20	20	18	13	21	17	22	9	17
Diarrhea and enteritis [under 2 years] (113).....	289	32	25	26	19	13	18	21	35	28	22	19	31
Diarrhea and enteritis [2 years and over] (114).....	60	6	8	1	3	5	6	2	4	5	3	12	5
Nephritis (128, 129).....	235	19	17	21	24	22	27	19	19	17	14	17	19
Puerperal septicemia (146).....	30	1	3	1	1	5	3	3	2	5	1	2	3
Other puerperal causes (143-145, 147-150).....	57	4	8	3	2	4	2	2	7	3	5	7	10
Suicide (165-174).....	67	2	6	8	9	4	2	8	8	5	4	8	3
Automobile accidents ¹ (188c).....	61	7	7	7	8	6	6	6	2	7	9	7	9
Automobile—railroad-train collision (part of 188a).....	1	1	—	—	—	—	—	—	—	—	—	—	—
Automobile—street-car collision (part of 188b).....	2	—	—	—	1	—	—	—	—	—	—	—	1
Other external causes (175-187, part of 188a, b, 188d-203).....	209	14	16	21	19	23	16	23	17	23	20	10	7
All other causes.....	1,297	127	108	112	95	106	100	101	102	100	117	110	119

¹Excludes collision with railroad trains and street cars.

TABLE 9.—DEATHS (EXCLUSIVE OF STILLBIRTHS) FROM IMPORTANT CAUSES, FOR CERTAIN SUBDIVISIONS OF THE FIRST YEAR OF LIFE, IN THE TERRITORY OF HAWAII: 1928

[Numbers after causes of death correspond to those of the 1920 revision of the detailed International List]

CAUSE OF DEATH	Deaths under 1 year of age	Under 1 day	1 day	2 days	3 to 6 days	1 week	2 wks.	3 wks.	Under 1 mo.	1 mo.	2 mos.	3 mos.	4 mos.	5 mos.	6 mos.	7 mos.	8 mos.	9 mos.	10 mos.	11 mos.
All causes.....	973	130	42	30	43	43	27	21	336	131	95	67	75	43	44	45	35	36	31	35
Measles (7).....	3	—	—	—	—	—	—	—	—	—	—	—	—	—	—	—	1	—	1	1
Scarlet fever (8).....	—	—	—	—	—	—	—	—	—	—	—	—	—	—	—	—	—	—	—	—
Whooping cough (9).....	13	—	—	—	—	—	—	—	—	1	3	4	1	—	—	1	1	—	—	1
Diphtheria (10).....	5	—	—	—	—	—	—	—	—	1	1	1	—	—	—	—	—	—	—	2
Influenza (11).....	11	—	—	—	—	—	—	—	1	1	1	3	1	1	1	—	—	—	—	2
Dysentery (16).....	—	—	—	—	—	—	—	—	—	—	—	—	—	—	—	—	—	—	—	—
Erysipelas (21).....	8	—	—	—	—	2	2	—	4	3	—	—	—	1	—	—	—	—	—	—
Meningococcus meningitis (24).....	2	—	—	—	—	—	—	—	—	—	—	—	—	—	—	1	—	—	—	—
Tetanus (29).....	5	—	—	—	4	1	—	—	5	—	—	—	—	—	—	—	—	—	—	—
Tuberculosis of the respiratory system (31).....	5	—	—	—	—	—	—	—	—	—	—	1	—	—	—	—	1	—	2	1
Tuberculosis of the meninges, etc. (32).....	4	—	—	—	—	—	—	—	—	—	2	—	—	—	—	—	—	—	2	—
Other forms of tuberculosis (33-37).....	1	—	—	—	—	—	—	—	—	—	—	—	—	—	—	—	—	—	—	1
Syphilis (38).....	17	1	—	—	—	—	2	2	5	5	1	1	1	—	1	1	—	1	—	1
Convulsions (80).....	8	—	—	—	—	—	—	—	—	—	—	—	—	—	—	—	—	—	—	—
Bronchitis (99).....	29	1	1	—	—	2	1	1	6	5	7	1	1	2	3	—	1	—	—	3
Broncho-pneumonia (100).....	160	—	—	—	—	2	2	3	7	18	19	19	18	15	12	12	8	16	10	6
Pneumonia (101).....	52	1	—	1	1	2	—	3	5	8	4	5	3	3	3	4	3	5	5	4
Diseases of the stomach (111, 112).....	1	—	—	—	—	—	—	—	—	—	—	—	—	—	—	—	—	—	—	—
Diarrhea and enteritis (113).....	238	—	—	—	2	8	6	9	25	39	36	20	35	12	13	14	18	10	7	9
Congenital malformations (159).....	44	6	5	4	4	4	1	—	24	6	5	1	1	1	2	2	—	1	—	1
Congenital debility (160).....	20	3	1	2	3	2	—	1	12	2	—	—	2	1	1	1	—	—	—	—
Premature birth (161a).....	159	83	22	13	18	10	7	1	154	4	—	—	—	—	—	—	—	—	—	—
Injury at birth (161b).....	32	21	7	2	1	—	—	—	31	1	—	—	—	—	—	—	—	—	—	—
Other diseases of early infancy (162, 163).....	46	13	6	6	7	7	3	2	44	1	1	—	—	—	—	—	—	—	—	—
External causes (175-203).....	4	—	—	—	—	1	—	—	1	—	—	—	—	1	—	1	—	—	—	1
Unknown or ill-defined diseases (204, 205).....	4	1	—	—	—	—	—	—	2	—	1	—	—	—	—	—	—	—	—	—
All other causes.....	102	—	1	1	3	2	2	2	10	36	16	10	5	5	6	1	2	2	3	1

VIRGIN ISLANDS

TABLE 1.—ENUMERATED POPULATION¹ BY SEX AND COLOR, IN THE VIRGIN ISLANDS: 1917

AREA AND SEX	COLOR OR RACE					AREA AND SEX	COLOR OR RACE				
	Total	White	Negro	Mixed	Other colored		Total	White	Negro	Mixed	Other colored
Virgin Islands.....	26,051	1,022	19,523	4,563	43	St. John.....	959	4	690	264	1
Males.....	11,999	1,198	8,990	1,778	33	Males.....	509	4	374	130	1
Females.....	14,052	724	10,533	2,785	10	Females.....	450		316	134	
St. Croix.....	14,901	625	12,238	2,016	22	St. Thomas.....	10,191	1,293	6,595	2,283	20
Males.....	7,133	371	5,894	950	18	Males.....	4,357	823	2,722	798	14
Females.....	7,768	254	6,344	1,166	4	Females.....	5,834	470	3,873	1,485	6

¹ The first census of population under the auspices of the United States Government.

NOTE.—Mixed designates persons of mixed white and Negro blood.

TABLE 2.—DEATHS (EXCLUSIVE OF STILLBIRTHS) BY SEX, COLOR, AND MONTHS, IN THE VIRGIN ISLANDS: 1928

AREA, SEX, AND COLOR	All deaths	Jan.	Feb.	Mar.	Apr.	May	June	July	Aug.	Sept.	Oct.	Nov.	Dec.
Virgin Islands:													
Male.....	307	24	13	26	27	18	24	18	18	21	27	40	51
Female.....	346	25	22	18	15	34	25	19	23	30	31	52	52
White.....	16	3	2	1	1		1	1	2	2	2	2	3
Male.....	21	4	1			3		1	2	1	4	2	3
Female.....	290	21	11	25	26	18	23	16	18	19	27	38	48
Negro.....	325	21	21	18	15	31	25	18	21	29	27	50	49
Other colored.....	1							1					
St. Croix:													
Male.....	205	15	9	16	20	8	14	8	14	15	20	33	33
Female.....	190	15	12	9	4	15	12	8	5	14	22	39	36
White.....	4	2									1	2	2
Male.....	4	1										2	2
Female.....	201	13	9	16	20	8	14	8	14	15	20	31	33
Negro.....	186	14	12	9	4	15	12	8	5	14	21	37	35
St. John:													
Male.....	3				1						1		1
Female.....	4					1	1					1	1
St. Thomas:													
Male.....	99	9	4	10	6	10	10	10	4	6	6	7	17
Female.....	152	10	10	9	11	18	12	11	18	16	9	12	16
White.....	12	1	2	1	1		1	1	2	2			3
Male.....	17	3	1	1		3		1	2	1	3		3
Female.....	86	8	2	9	5	10	9	8	4	4	6	7	14
Negro.....	135	7	9	9	11	15	12	10	16	15	6	12	13
Other colored.....	1							1					

TABLE 3.—DEATHS (EXCLUSIVE OF STILLBIRTHS) BY SEX, COLOR, AND AGE, IN THE VIRGIN ISLANDS: 1928

AREA, SEX, AND COLOR	All deaths	Under 1 year	1 year	2 years	3 years	4 years	Under 5 years	5 to 9 years	10 to 14 years	15 to 19 years	20 to 24 years	25 to 29 years	30 to 34 years	35 to 39 years	40 to 44 years	45 to 49 years	50 to 54 years	55 to 59 years	60 to 64 years	65 to 69 years	70 to 74 years	75 to 79 years	80 to 84 years	85 to 89 years	90 to 94 years	95 to 99 years	100 years and over	Age unknown
Virgin Islands:																												
Male.....	307	63	18	5	2	2	90			2	6	6	6	14	12	26	23	15	29	23	19	16	14	6				
Female.....	346	58	11	3	1	1	74	3	3	3	10	5	16	13	16	12	18	14	28	32	34	32	18	9	3	3		
White.....	16	5	1				6				2			1	1			2	3				1					
Male.....	21	3	2				5	1			1		2	2	1			2	1			3	1	1				
Female.....	290	58	17	5	2	2	84			2	4	6	6	12	12	25	23	13	26	23	19	16	13	6				
Negro.....	325	55	9	3	1	1	69	2	3	3	9	5	14	11	15	11	18	14	26	31	34	29	17	8	3	3		
Other colored.....	1												1															
St. Croix:																												
Male.....	205	32	10	2	1	2	47			1	4	5	5	8	6	21	16	11	21	19	14	12	12	3				
Female.....	190	30	2	2	1	1	36	2	3	3	6	2	6	6	7	4	11	10	22	19	24	16	9	2	1	1		
White.....	4	1					1									1		1										
Male.....	4	1					1									1												
Female.....	201	31	10	2	1	2	46			1	4	5	5	8	6	20	16	10	20	19	14	12	12	3				
Negro.....	186	29	2	2	1	1	35	1	3	3	6	2	6	6	7	3	11	10	22	19	24	15	9	2	1	1		
St. John:																												
Male.....	3	1					1														1							
Female.....	4																											
St. Thomas:																												
Male.....	99	30	8	3	1		42			1	2	1	1	6	6	5	7	4	8	4	4	4	2	2				
Female.....	152	27	9	1			37	1		4	3	10	7	9	9	8	7	4	6	13	9	16	7	7	2	2		
White.....	12	4	1				5				2		2	1	1			1	2			1						
Male.....	17	2	2				4				1		2	2				2			2	1						
Female.....	86	26	7	3	1		37			1	1	1	4	4	6	5	7	3	6	4	4	4	1	1	2			
Negro.....	135	25	7	1			33	1		3	3	8	5	8	8	8	7	4	4	12	9	14	6	6	2	2		
Other colored.....	1												1															

MORTALITY STATISTICS

TABLE 4.—DEATHS (EXCLUSIVE OF STILLBIRTHS) FROM EACH CAUSE, BY COLOR, IN THE VIRGIN ISLANDS: 1928

List No.	CAUSE OF DEATH	VIRGIN ISLANDS			ST. CROIX		ST. JOHN (Negro)		ST. THOMAS		List No.	CAUSE OF DEATH	VIRGIN ISLANDS			ST. CROIX		ST. JOHN (Negro)		ST. THOMAS	
		Total	White	Negro	White	Negro	White	Negro	White	Negro			Total	White	Negro	White	Negro	White	Negro	White	Negro
	All causes.....	1 653	37	615	8	387	7	29	221			VI.—Diseases of the digestive system.....	177	7	69	2	37	1	5	31	
	I.—Epidemic, endemic, and infectious diseases.....	97	5	92	1	61	1	4	30	113	Diarrhea and enteritis (under 2 years).....	56	5	51	2	26	1	3	24		
9	Whooping cough.....	15	1	14			1	1	13	114	Diarrhea and enteritis (2 years and over).....	8	1	7		6		1	1		
10	Diphtheria.....	2		2		2				117	Appendicitis and typhilitis.....	1		1		1					
16	Dysentery.....	2	1	1		6		1	2	118a	Hernia.....	3	1	2		1		1	1		
20	Leprosy.....	2		2		2				118b	Intestinal obstruction.....	2		2		2		1	1		
22	Acute anterior poliomyelitis.....	1		1		1			1	122	Cirrhosis of the liver.....	6		6		1			4		
29	Tetanus.....	1		1		1				124	Other diseases of the liver.....	1									
	Tuberculosis (all forms).....	28	1	27		20		1	7			VII.—Nonvenereal diseases of the genito-urinary system and annexa.....	52	4	48		17		4	31	
31	Of the respiratory system.....	24	1	23		17		1	6			Acute nephritis (including unspecified under 10 years).....	1		1		1				
32	Of the meninges, central nervous system.....	1		1		1				128	Chronic nephritis (including unspecified 10 years and over).....	45	4	41		14		4	27		
33	Of the intestines, peritoneum.....	1		1					1	131	Other diseases of the kidneys and annexa.....	1		1					1		
34	Of the vertebral column.....	2		2		2				132	Calculi of the urinary passages.....	2		2		1			1		
	Syphilis.....	35	1	34		27		1	7	133	Diseases of the bladder.....	1		1					1		
42	Other infectious diseases.....	4	1	3		3				135	Diseases of the prostate.....	2		2		1			1		
	II.—General diseases not included in Class I.....	84	4	80	2	54		2	26			VIII.—The puerperal state.....	9		9		5			4	
	Cancer and other malignant tumors.....	22	2	20	1	6		1	14	145	Other accidents of labor.....	1		1					1		
43	Of the buccal cavity.....	2		2		1			1	146	Puerperal septicemia.....	2		2		2					
44	Of the stomach, liver.....	9	1	8		2		1	6	147	Puerperal phlegmasia alba dolens, embolus, etc.....	1		1		1					
45	Of the peritoneum, intestines, rectum.....	1		1					1	148	Puerperal albuminuria and convulsions.....	5		5		2			3		
46	Of the female genital organs.....	6	1	5	1	2			3			IX.—Diseases of the skin and of the cellular tissue.....	4		4		4				
47	Of the breast.....	1		1		1			1	151	Gangrene.....	2		2		2					
49	Of other or unspecified organs.....	3		3		1			2	154	Other diseases of the skin and annexa.....	2		2		2					
54	Pellagra.....	57	1	56		45		1	11			XI.—Malformations.....	1		1					1	
57	Diabetes mellitus.....	2		2		1			1	159c	Other congenital malformations.....	1		1						1	
58a	Pernicious anemia.....	1	1		1							XII.—Early infancy.....	28	1	27		21		1	6	
64	Diseases of the spleen.....	1		1		1				160	Congenital debility, icterus, sclerosis.....	10		10		10					
69	Other general diseases.....	1		1		1				161a	Premature birth.....	11	1	10		5		1	5		
	III.—Diseases of the nervous system and of the organs of special sense.....	33		33		28			5	161b	Injury at birth.....	3		3		3			1		
70	Encephalitis.....	1		1		1				162	Other diseases peculiar to early infancy.....	4		4		4					
71b	Nonepidemic cerebrospinal meningitis.....	1		1		1				164	XIII.—Old age (senility).....	1		1		1					
72	Tabs dorsalis (locomotor ataxia).....	1		1		1					XIV.—External causes.....	23	2	21	1	12		1	9		
74a	Cerebral hemorrhage.....	14		14		11			3	170	Suicide.....	2	1	1	1	1					
75	Paralysis without specified cause.....	7		7		7					By firearms.....	2	1	1	1	1					
76	General paralysis of the insane.....	1		1		1				198	Homicide.....	3		3		2			1		
77	Other forms of mental alienation.....	1		1		1					By cutting or piercing instruments.....	2		2		2					
78	Epilepsy.....	2		2		2				199	By other means.....	1		1							
80	Infantile convulsions (under 5 years).....	1		1		1				179	Accidental, other, or undefined.....	18	1	17		9		1			
84	Other diseases of the nervous system.....	4		4		3			1	182	Burns (conflagration excepted).....	5		5		3			2		
	IV.—Diseases of the circulatory system.....	192	8	184		122	5	8	57	185	Drowning.....	5	1	4		2		1			
88	Endocarditis and myocarditis (acute).....	3		3		1			3	188c	Traumatism by fall.....	1		1		1			1		
89	Angina pectoris.....	1		1		1				188f	Automobile accidents.....	2		2		1			1		
90	Other diseases of the heart.....	154	7	147		92	4	7	51	202	Injuries by other vehicles.....	1		1		3			1		
91b,c	Other diseases of the arteries.....	33	1	32		29	1	1	2		Other external violence.....	4		4					1		
92	Embolism and thrombosis (not cerebral).....	1		1					1			XV.—Ill-defined diseases.....	6		6		6				
	V.—Diseases of the respiratory system.....	46	6	40	2	19		4	21	205a	Ill-defined.....	5		5		5					
99a	Acute bronchitis.....	4		4		4				205b	Not specified or unknown.....	1		1		1					
99b	Chronic bronchitis.....	1		1		1															
100a	Broncho-pneumonia.....	34	6	28	2	8		4	20												
101a	Lobar pneumonia.....	3		3		2			1												
103	Congestion and hemorrhagic infarct of the lung.....	1		1		1															
105	Asthma.....	1		1		1															
107	Other diseases of the respiratory system (tuberculosis excepted).....	2		2		2															

1 Includes 1 death of "Other colored" in St. Thomas Island.

TABLE 5.—DEATHS (EXCLUSIVE OF STILLBIRTHS) FROM EACH CAUSE, BY AGE, IN THE VIRGIN ISLANDS: 1928

List No.	CAUSE OF DEATH	All deaths	Under 1 year	1 year	2 years	3 years	4 years	5 to 9 years	10 to 14 years	15 to 19 years	20 to 24 years	25 to 29 years	30 to 34 years	35 to 44 years	45 to 54 years	55 to 64 years	65 to 74 years	75 years and over	Age unknown
	All causes.....	653	121	29	8	3	3	3	3	5	16	11	22	55	79	86	108	101	
	I.—Epidemic, endemic, and infectious diseases.....	97	16	7	1	1		2		3	5	7	7	19	12	6	8	3	
9	Whooping cough.....	15	9	6															
10	Diphtheria.....	2			1			1											
16	Dysentery.....	9	3									1		1	1		2		
20	Leprosy.....	2												2					
22	Acute anterior poliomyelitis.....	1						1											
29	Tetanus.....	1													1				
	Tuberculosis (all forms).....	28				1				2	4	5	4	7	3		2		
31	Of the respiratory system.....	24								2	4	4	4	6	3		1		
32	Of the meninges, central nervous system.....	1				1													
33	Of the intestines, peritoneum.....	1															1		
34	Of the vertebral column.....	2										1		1					
38	Syphilis.....	35	4	1						1	1	1	3	8	6	4	3	3	
42	Other infectious diseases.....	4												1	1	1	1		
	II.—General diseases not included in Class I.....	84					1	1	1		1	1	7	7	17	19	18	11	
	Cancer and other malignant tumors.....	22											2	2	4	6	5	3	
43	Of the buccal cavity.....	2														1	1		
44	Of the stomach, liver.....	9												1	2	3	1	2	
45	Of the peritoneum, intestines, rectum.....	1												1					
46	Of the female genital organs.....	6											1		1	1	2	1	
47	Of the breast.....	1														1			
49	Of other or unspecified organs.....	3											1		1		1		
54	Pellagra.....	57							1		1	1	5	5	11	13	13	7	
57	Diabetes mellitus.....	2													1			1	
58a	Pernicious anemia.....	1						1											
64	Diseases of the spleen.....	1					1												
69	Other general diseases.....	1													1				
	III.—Diseases of the nervous system and of the organs of special sense.....	33	1			1	1		1	1	1			1	3	8	8	7	
70	Encephalitis.....	1							1										
71b	Nonepidemic cerebrospinal meningitis.....	1				1													
72	Tabes dorsalis (locomotor ataxia).....	1														1			
74a	Cerebral hemorrhage.....	14													2	3	5	4	
75	Paralysis without specified cause.....	7														2	2	3	
76	General paralysis of the insane.....	1												1					
77	Other forms of mental alienation.....	1								1					1				
78	Epilepsy.....	2				1													
80	Infantile convulsions (under 5 years).....	1	1																
84	Other diseases of the nervous system.....	4									1					2	1		
	IV.—Diseases of the circulatory system.....	192	2									2	3	10	22	41	50	62	
88	Endocarditis and myocarditis (acute).....	3	2											1					
89	Angina pectoris.....	1														1			
90	Other diseases of the heart.....	154										2	3	8	21	33	43	44	
91b,c	Other diseases of the arteries.....	33												1	1	7	7	17	
92	Embolism and thrombosis (not cerebral).....	1																1	
	V.—Diseases of the respiratory system.....	46	22	7	1	1	1				1			2	5		2	4	
99a	Acute bronchitis.....	4	2	1														1	
99b	Chronic bronchitis.....	1															1		
100a	Broncho-pneumonia.....	34	18	5	1	1	1							1	5			2	
101a	Lobar pneumonia.....	3	1	1														1	
103	Congestion and hemorrhagic infarct of the lung.....	1									1								
105	Asthma.....	1															1		
107	Other diseases of the respiratory system (tuberculosis excepted).....	2	1											1					
	VI.—Diseases of the digestive system.....	77	45	11	3						1		1	5	4	1	3	3	
113	Diarrhea and enteritis (under 2 years).....	56	45	11										3	1			1	
114	Diarrhea and enteritis (2 years and over).....	8			2						1				1				
117	Appendicitis and typhlitis.....	1																	
118a	Hernia.....	3			1												1	1	
118b	Intestinal obstruction.....	2												1		1			
122	Cirrhosis of the liver.....	6											1		2		2	1	
124	Other diseases of the liver.....	1												1					
	VII.—Nonvenereal diseases of the genito-urinary system and annexa.....	52	1	1						1	1		1	6	10	7	13	11	
128	Acute nephritis (including unspecified under 10 years).....	1	1																
129	Chronic nephritis (including unspecified 10 years and over).....	45		1							1		1	5	10	6	10	11	
131	Other diseases of the kidneys and annexa.....	2								1						1			
132	Calculi of the urinary passages.....	1															1		
133	Diseases of the bladder.....	1																	
135	Diseases of the prostate.....	2															2		
	VIII.—The puerperal state.....	9							1		3	1	1	3					
145	Other accidents of labor.....	1												1					
146	Puerperal septicemia.....	2									1			1					
147	Puerperal phlegmasia alba dolens, embolus, etc.....	1									1								
148	Puerperal albuminuria and convulsions.....	5							1		1	1		2					

MORTALITY STATISTICS

TABLE 5.—DEATHS (EXCLUSIVE OF STILLBIRTHS) FROM EACH CAUSE, BY AGE, IN THE VIRGIN ISLANDS: 1928—Continued

List No.	CAUSE OF DEATH	All deaths	Under 1 year	1 year	2 years	3 years	4 years	5 to 9 years	10 to 14 years	15 to 19 years	20 to 24 years	25 to 29 years	30 to 34 years	35 to 44 years	45 to 54 years	55 to 64 years	65 to 74 years	75 years and over	Age unknown
	IX.—Diseases of the skin and of the cellular tissue.....	4												1	1	1	1		
151	Gangrene.....	2													1		1		
154	Other diseases of the skin and annexa.....	2												1		1			
	XI.—Malformations.....	1	1																
159c	Other congenital malformations.....	1	1																
	XII.—Early infancy.....	28	28																
160	Congenital debility, icterus, sclerema.....	10	10																
161a	Premature birth.....	11	11																
161b	Injury at birth.....	3	3																
162	Other diseases peculiar to early infancy.....	4	4																
164	XIII.—Old age (senility).....	1															1		
	XIV.—External causes.....	23	3	2	3						3		1	1	5	2	3		
	Suicide.....	2								1						1			
170	By firearms.....	2								1						1			
	Homicide.....	3												1	2				
198	By cutting or piercing instruments.....	2													2				
199	By other means.....	1												1					
	Accidental, other, or undefined.....	18	3	2	3					2			1		3	1	3		
179	Burns (conflagration excepted).....	5	2		1					1							1		
182	Drowning.....	5		1						1					2		1		
185	Traumatism by fall.....	1			1					1									
188c	Automobile accidents.....	2											1			1			
188e, f	Injuries by other vehicles.....	1		1															
202	Other external violence.....	4	1		1										1		1		
	XV.—Ill-defined diseases.....	6	2	1									1			1	1		
205a	Ill-defined.....	5	1	1									1			1	1		
205b	Not specified or unknown.....	1	1																

TABLE 6.—DEATHS (EXCLUSIVE OF STILLBIRTHS) FROM IMPORTANT CAUSES, BY MONTHS, IN THE VIRGIN ISLANDS: 1928

[Numbers after causes of death correspond to those of the 1920 revision of the detailed International List]

AREA AND CAUSE OF DEATH	All deaths	Jan.	Feb.	Mar.	Apr.	May	June	July	Aug.	Sept.	Oct.	Nov.	Dec.
All causes.....	653	49	35	44	42	52	49	37	41	51	58	92	103
Whooping cough (9).....	15					5	8	2					
Diphtheria (10).....	2	1						1					
Dysentery (16).....	9										1	4	4
Tuberculosis of the respiratory system (31).....	24	2	3	5	1	1	1	3	1	3		2	2
Other forms of tuberculosis (32-37).....	4				1	1	1				1		
Diabetes mellitus (57).....	2		1							1			
Cerebral hemorrhage (74a).....	14	1	1	1		1					2	6	2
Other [organic] diseases of the heart (90).....	154	3	9	3	14	11	10	6	11	10	18	26	33
Bronchitis (99).....	5						1				1	3	
Broncho-pneumonia (100).....	34	6		1	2	5	2	1	3	5	1	3	5
Pneumonia (101).....	3			1									2
Diarrhea and enteritis [under 2 years] (113).....	56	8	4	6	5	1	3	1	4	3	7	6	8
Diarrhea and enteritis [2 years and over] (114).....	8	1		1	1				1		1		3
Nephritis (128, 129).....	46	3	4	2	2	4	4	5	3	5		9	5
Puerperal septicemia (146).....	2										1		1
Other puerperal causes (143-145, 147-150).....	7					2				1	1	2	1
Suicide (165-174).....	2	1											1
Automobile accidents (188c).....	2								1		1		
Other external causes (175-188b, 188d-203).....	19	2	2		2	1	1	1		8	1		1
All other causes.....	245	21	11	24	14	20	18	17	17	15	22	31	35

APPENDIX

CAUSES OF DEATH, BY AGE, SEX, AND COLOR, IN THE REGISTRATION STATES OF 1920

MORTALITY STATISTICS—APPENDIX

TABLE 1.—DEATHS (EXCLUSIVE OF STILLBIRTHS) FROM EACH CAUSE, BY AGE, SEX, AND COLOR.

List No.	CAUSE OF DEATH, SEX, AND COLOR	All deaths	Under 1 year	1 year	2 years	3 years	4 years	Under 5 years	5 to 9 years	10 to 14 years	15 to 19 years	20 to 24 years	25 to 29 years
	All causes.....	1,192,067	130,043	23,549	11,310	7,818	6,249	178,969	21,272	16,204	27,104	35,578	36,567
	Both sexes.....	1,044,210	109,429	19,044	9,401	6,752	5,413	150,039	18,503	13,662	21,058	26,686	27,496
	Colored.....	147,857	20,614	4,505	1,909	1,066	836	28,930	2,769	2,542	6,046	8,892	9,071
	Males.....	568,115	62,810	10,163	5,076	3,633	2,916	84,598	10,370	7,794	11,417	13,532	14,158
	Colored.....	78,213	11,496	2,379	1,011	571	425	15,882	1,419	1,262	2,677	4,208	4,497
	Females.....	476,095	46,619	8,881	4,325	3,119	2,497	65,441	8,133	5,868	9,641	13,154	13,338
	Colored.....	69,644	9,118	2,126	898	495	411	13,048	1,350	1,280	3,369	4,684	4,574
	I—Epidemic, endemic, and infectious diseases:												
	Males.....	70,945	6,294	3,208	1,804	1,330	1,029	13,665	3,120	1,655	2,760	3,799	4,006
	Colored.....	17,248	1,744	728	353	234	174	3,233	589	457	1,151	1,835	1,713
	Females.....	61,588	5,254	3,166	1,694	1,259	950	12,332	2,884	1,648	3,704	5,195	4,660
	Colored.....	16,081	1,423	708	337	195	180	2,843	557	658	1,764	2,274	1,853
1	Typhoid and paratyphoid fever:												
	Males.....	1,721	12	10	9	18	16	65	86	153	257	252	197
	Colored.....	531	3	3	5	5	3	19	46	51	99	107	59
	Females.....	1,120	9	10	9	17	12	57	87	141	183	142	102
	Colored.....	522	1	1	9	11	14	36	58	70	102	98	38
2	Typhus fever:												
	Males.....	7								1			
	Colored.....	1											
4	Malta fever:												
	Males.....	7					1	1	1	2			
	Females.....	1											
5	Malaria:												
	Males.....	561	47	24	18	9	18	116	48	24	16	25	24
	Colored.....	533	48	36	27	18	14	143	73	28	32	29	16
	Females.....	562	38	35	28	19	11	131	45	28	31	36	20
	Colored.....	581	54	33	23	12	17	139	60	42	42	45	34
6	Smallpox:												
	Males.....	42	10	5			1	16	1	1	1	1	2
	Colored.....	15	3					3	1				1
	Females.....	31	7	2		1		10	2	1	2	2	1
	Colored.....	4	1					1					
7	Measles:												
	Males.....	2,102	588	625	220	114	78	1,635	236	45	48	25	12
	Colored.....	413	142	90	45	17	13	307	42	24	24	5	2
	Females.....	2,038	438	593	220	115	84	1,450	248	66	41	23	27
	Colored.....	334	66	101	27	16	13	223	29	22	21	12	12
8	Scarlet fever:												
	Males.....	930	44	72	101	119	90	426	260	85	44	31	24
	Colored.....	26	1	3	2	5	1	12	8	1	2		1
	Females.....	958	43	89	79	93	80	384	254	95	53	43	44
	Colored.....	30	1	3	1	2	4	11	9	2	3		2
9	Whooping cough:												
	Males.....	1,840	1,140	396	138	66	33	1,773	53	7	3		
	Colored.....	556	305	160	44	20	7	536	17	3			
	Females.....	2,336	1,280	631	199	87	51	2,248	68	7	4	1	
	Colored.....	549	275	165	45	28	12	525	21	1	1		
10	Diphtheria:												
	Males.....	3,206	214	467	463	427	353	1,924	928	171	49	19	15
	Colored.....	273	21	44	40	32	38	175	43	13	3	7	1
	Females.....	3,136	185	360	401	432	345	1,723	934	182	43	47	34
	Colored.....	304	33	52	37	25	36	183	78	20	8	4	
11a	Influenza (with pulmonary complications):												
	Males.....	12,112	1,524	614	283	145	118	2,684	302	158	381	358	313
	Colored.....	1,682	319	116	44	32	16	527	43	28	67	94	73
	Females.....	11,489	1,065	491	220	149	91	2,016	256	214	300	334	366
	Colored.....	1,607	247	100	48	22	15	432	38	43	78	77	87
11b	Influenza (other and unspecified):												
	Males.....	6,025	807	216	136	100	64	1,323	213	126	183	143	130
	Colored.....	964	184	34	19	10	9	256	33	24	39	29	33
	Females.....	6,346	653	224	122	68	58	1,125	193	139	133	169	145
	Colored.....	1,086	137	32	32	10	8	219	31	23	45	63	63
13	Mumps:												
	Males.....	47	6		4	5	1	16	3	2	4	3	3
	Colored.....	6	2		1			4	1				
	Females.....	48	4	4	3	1	1	13	3	1	1	2	4
	Colored.....	7	3					3	2	1	1		
15	Cholera nostras:												
	Males.....	39	11	1	2	2		16	1				
	Colored.....	7	2	1				3				1	
	Females.....	35	10	3	1	1		15	1				
	Colored.....	8	1		1			2		1			
16	Dysentery:												
	Males.....	828	205	132	50	31	7	425	28	6	8	12	8
	Colored.....	304	95	55	18	7	4	179	8	1	2	3	3
	Females.....	800	154	105	44	20	12	335	21	6	10	13	8
	Colored.....	275	84	51	16	2	3	156	2	6	3	8	4
17	Plague:												
	Males.....	1										1	
	Females.....	1											
19	Spirochetal hemorrhagic jaundice:												
	Males.....	24	3					3	1	1	1	1	
	Colored.....	3											
	Females.....	20	2				1	3	1	2		1	4
	Colored.....	1	1					1					
20	Leprosy:												
	Males.....	12										1	
	Colored.....	4											
	Females.....	4											
	Colored.....	1											
21	Erysipelas:												
	Males.....	1,217	304	24	7	6	2	343	8	9	15	14	19
	Colored.....	68	23	2		1		26			1	1	1
	Females.....	1,031	290	32	8	4	2	336	11	14	12	23	27
	Colored.....	43	9	1				10	1		1	2	2
22	Acute anterior poliomyelitis:												
	Males.....	629	50	54	44	30	40	218	148	110	65	27	21
	Colored.....	44	7	8	7	3	1	26	6	6	4		1
	Females.....	457	43	37	33	31	32	176	118	64	43	15	13
	Colored.....	42	5	9	5	5	2	26	9	4	1	1	1

CAUSES OF DEATH, BY AGE, SEX, AND COLOR

415

IN THE REGISTRATION STATES OF 1920 (INCLUDING DISTRICT OF COLUMBIA): 1928

30 to 34 years	35 to 39 years	40 to 44 years	45 to 49 years	50 to 54 years	55 to 59 years	60 to 64 years	65 to 69 years	70 to 74 years	75 to 79 years	80 to 84 years	85 to 89 years	90 to 94 years	95 to 99 years	100 years and over	Age un- known	List No.
39,218 30,877 8,341	48,371 38,673 9,698	53,856 44,195 9,661	61,506 51,126 10,380	71,888 61,178 10,710	79,316 70,859 8,457	91,070 83,162 7,908	104,472 98,042 6,430	105,436 99,846 5,590	94,831 90,604 4,227	69,084 65,798 3,286	38,152 36,182 1,970	13,174 12,152 1,022	3,171 2,636 535	1,042 467 575	1,786 969 817	
16,138 4,243 14,739 4,098	21,406 4,973 17,267 4,725	25,504 5,100 18,601 4,561	30,091 5,644 21,035 4,736	35,381 6,020 25,797 4,690	40,894 4,828 29,965 3,629	46,997 4,281 36,165 3,617	54,013 3,582 44,029 2,848	53,885 3,100 45,961 2,490	46,920 2,331 43,084 1,896	32,105 1,765 33,693 1,521	16,205 1,028 19,977 942	4,869 431 7,283 591	975 231 1,661 304	160 223 307 352	613 478 356 339	
4,263 1,358 3,984 1,267	4,960 1,378 3,710 1,167	5,042 1,239 3,019 868	4,919 1,067 2,516 730	4,393 1,000 2,353 565	3,965 652 2,162 350	3,458 505 2,181 317	3,200 355 2,559 232	2,647 250 2,525 180	2,271 178 2,392 153	1,576 110 1,837 110	851 61 1,155 67	276 29 413 44	51 17 83 13	6 6 15 21	62 65 61 58	
98 34 82 30	112 41 64 23	112 21 69 16	106 17 48 16	73 14 43 17	65 6 29 5	60 7 20 5	38 4 22 3	29 3 17 2	9 2 8	4		1			4 1 3 2	1
		1	2	3	1											2
	1			1		1										4
26 19 30 21	24 15 33 25	19 25 15 26	32 26 23 24	28 35 29 20	23 24 19 13	29 13 20 25	34 15 28 18	25 9 28 9	34 12 23 14	18 9 8 8	11 4 11 5	2 1 3	1	1	2 4 3 4	5
1 1 2 1	1 1 1	2 1	5 2	1 1 1	2 1 1	3	1 1 1	1 1 3	4 1	2 3		1				6
8 3 33 1	11 1 32 6	10 2 17 1	12 2 19 2	15 2 15 2	10 11	5 12	7 1 15 1	10 8	6 11	4 5	1 2				2 1 2	7
22 25	13 2 34 2	5 8	5 7	5 4 1	1 4	4 1	2			1						8
	1				1			1							1	9
16 1 40 3	20 1 26 4	17 4 26 1	9 17	10 13 1	5 16 1	8 16	5 1 10 1	1 3	5 1		1 1				3 1 1	10
401 84 438 83	564 101 584 108	592 90 547 94	684 102 473 104	631 122 477 96	672 81 464 70	668 75 582 62	787 64 833 55	837 41 1,023 54	892 39 1,088 41	674 22 820 31	355 10 493 19	124 5 185 11	27 4 29 3	1 2 6 8	7 8 13	11a
132 31 193 45	179 50 214 57	219 44 200 65	197 52 184 56	230 62 222 69	265 54 217 55	272 48 262 61	358 43 383 45	447 46 525 36	554 29 647 38	535 34 661 40	374 24 483 33	116 14 183 23	21 8 47 6	3 4 8 9	5 7 13 4	11b
2	1	1	1	2	4		2 1 6	2	1	1		1				13
	1	1	2			4		6	1	1	1	1				15
		2	1	1		6	4	1	3	4						16
9 5 8 11	14 7 9 8	11 9 10 7	12 10 8 9	19 17 18 9	12 13 28 8	23 11 23 15	40 11 59 4	49 7 59 6	69 5 70 6	44 4 63 7	29 5 39 1	7 1 9 2	1 1 1	1 1 2	1 2 1	17
2 1	2 2	3 1	1	3	1	1	3	1	1							19
3 1	1		1	3	1	1		1	1							20
30 4 30 1	45 5 42 2	56 1 40 2	74 4 47 5	71 7 60 2	77 5 70 4	104 4 66 3	113 4 65 4	78 3 66 2	64 3 43	57 1 37 2	26 21	13 16	1 3		1 2	21
12 6	9 6	6 5	4 3	3 1	2 4	1 1	2 1	1 1	1 1							22

MORTALITY STATISTICS—APPENDIX

TABLE 1.—DEATHS (EXCLUSIVE OF STILLBIRTHS) FROM EACH CAUSE, BY AGE, SEX, AND COLOR

1st No.	CAUSE OF DEATH, SEX, AND COLOR	All deaths	Under 1 year	1 year	2 years	3 years	4 years	Under 5 years	5 to 9 years	10 to 14 years	15 to 19 years	20 to 24 years	25 to 29 years
I.—Epidemic, endemic, and infectious diseases—Continued.													
23	Lethargic encephalitis:												
	Males..... White.....	607	14	21	9	11	6	61	40	19	38	34	30
 Colored.....	42	2	1	2	1	1	6	8	1	6	9	2
	Females..... White.....	569	22	22	7	10	15	76	41	19	31	25	41
 Colored.....	38	2	2	2	2	2	6	4	1	6	3	3
24	Meningococcus meningitis:												
	Males..... White.....	1,539	201	95	74	72	48	490	187	165	221	126	71
 Colored.....	166	19	5	6	8	7	45	20	16	23	15	13
	Females..... White.....	840	122	76	58	29	29	314	152	99	84	47	25
 Colored.....	76	8	5	6	1	5	25	11	10	9	3	3
25	Other epidemic and endemic diseases:												
	Males..... White.....	125	38	21	10	6	5	80	6	5	4	3	2
 Colored.....	15	1	2	2	2	2	7	1	1	1	1	1
	Females..... White.....	82	30	14	6	4	7	61	9	2	1	1	1
 Colored.....	14	6	3	3	3	3	9	2	2	1	1	1
27	Anthrax:												
	Males..... White.....	7											
 Colored.....	2											
	Females..... White.....	5								1			
 Colored.....	1											
28	Rabies:												
	Males..... White.....	57			3	5	3	11	10	13	1	3	
 Colored.....	9		1			1	2	2	2			
	Females..... White.....	20			1		2	3	5	3	1		2
 Colored.....	2								2			
29	Tetanus:												
	Males..... White.....	659	50	5	12	8	14	89	122	145	51	25	18
 Colored.....	207	60	1	1	5	4	71	28	24	13	16	9
	Females..... White.....	219	34	2	2	6	9	53	50	24	7	10	7
 Colored.....	95	42		1	3	2	48	11	3	4	3	2
30	Mycoses:												
	Males..... White.....	95	14	1				15	2	2	5	3	3
 Colored.....	38	25	3		1		29	1	1		2	2
	Females..... White.....	53	11	1	1			13			2	4	3
 Colored.....	24	17	2		2		21		2			1
	Tuberculosis (all forms):												
	Males..... White.....	32,586	459	390	196	144	119	1,308	395	358	1,308	2,618	2,997
 Colored.....	9,081	136	135	85	64	47	467	175	222	804	1,408	1,343
	Females..... White.....	26,807	366	397	235	159	104	1,261	349	498	2,589	4,105	3,584
 Colored.....	8,863	136	126	75	49	39	425	179	391	1,325	1,764	1,411
31	Of the respiratory system—												
	Males..... White.....	28,857	147	117	52	37	26	379	103	179	1,102	2,399	2,750
 Colored.....	8,019	75	75	50	34	20	254	97	153	705	1,275	1,237
	Females..... White.....	23,372	112	106	58	32	17	325	132	373	2,322	3,797	3,860
 Colored.....	7,941	68	69	35	25	14	211	115	334	1,212	1,656	1,326
32	Of the meninges, central nervous system—												
	Males..... White.....	1,379	228	213	111	72	63	687	187	90	79	59	57
 Colored.....	276	32	34	18	21	15	120	31	21	18	29	17
	Females..... White.....	1,230	185	242	136	91	54	708	143	65	91	56	41
 Colored.....	247	38	37	24	13	16	128	36	16	14	13	12
33	Of the intestines, peritoneum—												
	Males..... White.....	785	22	20	9	5	13	69	42	27	39	51	62
 Colored.....	290	2	3	5	5	3	18	15	17	41	39	30
	Females..... White.....	965	22	21	8	11	9	71	22	19	80	135	85
 Colored.....	305	10	2	4	2	2	18	15	18	46	50	41
34	Of the vertebral column—												
	Males..... White.....	396	4	3	4	9	6	26	31	23	28	27	35
 Colored.....	95			1		2	3	9	6	10	15	12
	Females..... White.....	280	5	1	8	6	7	27	13	15	14	19	19
 Colored.....	58	1			1		2	5	4	4	7	7
35	Of the joints—												
	Males..... White.....	126	1	1		1		3	5	10	12	7	6
 Colored.....	26							1	2	2	1	8
	Females..... White.....	93	1		1		1	3	5	2	11	7	4
 Colored.....	18								2	3	2	1
36	Of other organs—												
	Males..... White.....	518	18	8	5	3	5	39	5	16	20	24	41
 Colored.....	109	4	3	1		1	9	8	10	9	16	7
	Females..... White.....	392	5	4	2	6	1	18	10	6	20	27	25
 Colored.....	64	3	4	1		1	9	1	4	6	5	6
37a	Disseminated (acute)—												
	Males..... White.....	438	36	28	14	17	5	100	21	12	23	40	37
 Colored.....	227	21	18	10	4	6	59	13	11	15	27	27
	Females..... White.....	394	34	20	20	11	15	100	22	17	48	55	41
 Colored.....	206	15	16	11	6	4	52	7	12	39	27	16
37b	Disseminated (chronic or unspecified)—												
	Males..... White.....	87	3		1		1	5	1	1	5	11	9
 Colored.....	39	2	2				4	1	2	4	6	5
	Females..... White.....	81	2	3	2	2		9	2	1	3	9	9
 Colored.....	24	1		2		2	5		1	1	4	2
38	Syphilis:												
	Males..... White.....	3,353	478	23	11	8	4	524	18	20	29	51	92
 Colored.....	2,135	337	27	4	3	6	377	13	10	28	95	143
	Females..... White.....	1,619	375	25	4	5	6	415	13	18	50	56	81
 Colored.....	1,288	287	23	11	5	7	333	11	10	64	130	128
39	Soft chancre:												
	Males..... White.....	1									1		
 Colored.....	4											1
	Females..... White.....	1											
 Colored.....												
40	Gonococcus infection:												
	Males..... White.....	77	12					12			1	6	6
 Colored.....	59	3					3			2	4	5
	Females..... White.....	456	14		1			15	2	4	54	72	99
 Colored.....	232	6	1				7		1	35	52	57
41	Purulent infection, septicemia:												
	Males..... White.....	478	62	12	4	3	8	89	22	27	26	17	18
 Colored.....	59	6	1	1		2	10	3	2	2	7	4
	Females..... White.....	397	59	13	12	8	7	99	20	19	29	23	19
 Colored.....	51	1				1	2	1	3	4	8	3
42	Other infectious diseases:												
	Males..... White.....	11	1			1		2	1			1	1
 Colored.....	1											
	Females..... White.....	8											3
 Colored.....	2							1		1		1

CAUSES OF DEATH, BY AGE, SEX, AND COLOR

417

IN THE REGISTRATION STATES OF 1920 (INCLUDING DISTRICT OF COLUMBIA): 1928—Continued

30 to 34 years	35 to 39 years	40 to 44 years	45 to 49 years	50 to 54 years	55 to 59 years	60 to 64 years	65 to 69 years	70 to 74 years	75 to 79 years	80 to 84 years	85 to 89 years	90 to 94 years	95 to 99 years	100 years and over	Age un- known	List No.
37 1 33 1	40 2 47 1	48 2 30 4	65 1 41 3	62 1 56 1	49 1 45 1	30 2 28 2	29 1 25	12 1 12 2	8 1 8	2 1 6	1 1 4	2 1 2			1	23
55 6 20 1	56 7 18 5	52 12 25 4	45 4 16 2	29 1 22	21 3 6 1	11 1 8 2	3 1 1	4 2 2	1 1 1	1 1 1	1 1 1					24
3 1 1	3 3 3	3 4 1	1 1 1	4 1 1	2 1 1	3 2 1	3 1 1	1 1 1		1 1 1	1 1 1					25
2 1 1	2 1 1	1 1 1	1 1 1	2 1 1												27
2 1 2	1 1 1	6 2 2	5 1 1	1 1 1	2 1 1	2 1 1		1 1 1								28
20 10 9 3	30 9 9 4	26 5 11 5	28 4 10 2	19 5 10	27 6 4 3	23 3 5	13 4 6 4	13 2 1 2	6 1 3	3 1 1	1 1 1				1 1 1	29
9 1 4	8 1 2	7 1 4	11 2 2	6 1 3	11 5 5	5 1 6	2 1 2	3 1 2	2 1 2	1 1 1						30
3,187 961 2,832 919	3,568 897 2,385 779	3,465 785 1,815 502	3,163 645 1,447 399	2,746 503 1,241 285	2,327 309 1,447 155	1,864 218 1,018 106	1,485 126 1,027 76	982 92 727 52	538 61 502 42	200 26 208 15	43 11 87 6	7 2 11 3	1 1 1 2		26 25 21 27	
2,961 884 2,635 850	3,346 820 2,218 722	3,242 727 1,657 457	2,956 601 1,305 359	2,588 465 1,090 252	2,159 287 972 141	1,740 202 897 100	1,350 117 922 70	877 82 642 48	482 54 437 38	170 23 184 14	41 10 75 6	6 2 9 3	1 1 1 2		26 23 20 25	31
50 9 30 11	47 14 30 5	36 10 16 5	27 2 14 4	24 5 13 1	14 5 8	8 5 7	5 4 7	6 1 1		3 1 1						32
49 26 67 23	52 22 62 27	64 20 53 21	59 21 65 18	54 15 70 9	47 7 63 7	43 7 52 3	50 4 44 4	42 5 40 2	23 3 22 3	11 3 10	1 3 1				1 1 1	33
35 8 19 6	35 10 15 2	23 5 27 1	33 6 18 8	28 2 16 7	19 6 15 4	17 15 1	18 13 1	7 1 13	7 1 14	3 3 3		1 5 1			1 1 1	34
14 2 2	6 2 6	10 1 6 4	11 1 3 1	8 1 8 2	10 3 3 1	7 3 8 1	10 9 1	4 1 8	2 2 6	1 2 2					1 1 1	35
37 12 46 5	44 7 27 10	52 9 33 6	49 3 29 1	18 4 29 7	45 5 31 2	35 4 24	31 2 21	31 1 18 1	19 1 17 1	11 2 6	1 1 4		1 1 1			36
34 16 32 19	34 19 19 9	28 11 16 6	20 8 10 8	22 8 8 6	27 4 4 1	12 2 11 2	14 3 5	10 3 1	4 4 1	1 1 1					1 1 1	37a
7 6 1 3	4 3 8 4	10 2 7 2	8 3 3 3	4 3 7 1	6 4 4 1	2 6 6 1	7 6 4 1	5 4 4 1	1 1 1 1	1 1 1 1						37b
156 185 109 120	229 220 111 117	356 225 129 116	422 192 126 89	393 215 114 54	344 141 111 32	288 111 83 33	235 78 52 17	122 46 29 13	47 23 15 9	17 10 6 6	3 5 1 1	1 3 1 1			5 14 1 5	38
	1			1	1 1											39
5 4 71 23	5 12 67 22	7 4 36 21	7 2 22 11	6 10 9 2	10 3 4	4 4 1	3 1 1	3 2 1	2 2 1			1			2	40
24 5 14 4	22 3 20 3	17 4 24 4	26 3 19 4	25 4 15 5	29 2 18 1	43 4 20 2	32 16 2	21 10 2	21 3 12 1	9 5 5	5 1 8 2	2 2 5			3 2	41
1				1	1		2	1								42

MORTALITY STATISTICS—APPENDIX

TABLE 1.—DEATHS (EXCLUSIVE OF STILLBIRTHS) FROM EACH CAUSE, BY AGE, SEX, AND COLOR,

List No.	CAUSE OF DEATH, SEX, AND COLOR	All deaths	Under 1 year	1 year	2 years	3 years	4 years	Under 5 years	5 to 9 years	10 to 14 years	15 to 19 years	20 to 24 years	25 to 29 years
	II.—General diseases not included in Class I:												
	Males.....White.....	61,924	1,389	240	185	145	114	2,073	536	529	610	633	812
	Colored.....	3,944	167	48	26	14	12	267	53	48	85	111	130
	Females.....White.....	74,614	1,014	205	149	119	114	1,601	464	517	604	747	964
	Colored.....	6,782	131	46	14	16	5	212	56	72	165	310	387
	Cancer and other malignant tumors:												
	Males.....White.....	42,301	30	34	44	33	34	175	121	92	174	201	311
	Colored.....	1,822			3	4	2	9	8	6	15	19	22
	Females.....White.....	51,563	40	24	34	35	26	159	88	88	133	201	386
	Colored.....	3,314	2		2	4	1	13	6	5	11	33	85
43	Of the buccal cavity—												
	Males.....White.....	2,533			3			3	12	6	2	8	7
	Colored.....	82										2	1
	Females.....White.....	524				1	1	2	3	4	2	1	5
	Colored.....	46				1		1			1		
44	Of the stomach, liver—												
	Males.....White.....	18,054	4	3	3	3	3	16	11	4	12	17	63
	Colored.....	875						1			2	5	3
	Females.....White.....	14,812	8	3	2	1	2	16	6	1	13	16	36
	Colored.....	712							1	1	1	5	10
45	Of the peritoneum, intestines, rectum—												
	Males.....White.....	6,549	5	1	1	5	2	14	17	11	19	31	68
	Colored.....	215						1	2	1	2	2	8
	Females.....White.....	7,771	3	3	3	4	4	17	5	3	8	27	49
	Colored.....	301							3		1	5	9
46	Of the female genital organs—												
	Females.....White.....	12,504	1	1	2	1	2	7	5	8	26	69	137
	Colored.....	1,429							1		1	14	45
47	Of the breast—												
	Males.....White.....	118											
	Colored.....	6											
	Females.....White.....	8,517	1					1			2	11	42
	Colored.....	488									2	2	13
48	Of the skin—												
	Males.....White.....	1,544	3	2	2	3	2	12	4	2	2	3	1
	Colored.....	40											1
	Females.....White.....	976	1	2	1	1	1	6	1	3	4	4	5
	Colored.....	34										1	1
49	Of other or unspecified organs—												
	Males.....White.....	13,603	18	28	35	22	27	130	76	68	138	141	172
	Colored.....	604			3	4		7	6	4	11	10	9
	Females.....White.....	6,459	26	15	26	27	16	110	68	62	78	73	112
	Colored.....	304	2	4	2	3	1	12	1	3	5	6	7
50	Tumors, benign and unqualified (tumors of the female genital organs excepted):												
	Males.....White.....	294	7	8	3	3	2	23	4	4	4	9	11
	Colored.....	27						1					
	Females.....White.....	331	12	7	3	3	2	27	4	3	5	13	5
	Colored.....	49							1	1		3	2
51	Acute rheumatic fever:												
	Males.....White.....	1,020	6	4	11	20	12	53	135	161	89	61	37
	Colored.....	171	3		1	1	1	6	8	11	14	14	8
	Females.....White.....	1,081	6	6	8	17	27	64	129	160	95	58	63
	Colored.....	217	2		3	2		7	14	18	15	17	15
52	Chronic rheumatism, osteoarthritis, gout:												
	Males.....White.....	450							3	5	2	11	10
	Colored.....	42										5	3
	Females.....White.....	751										6	4
	Colored.....	37						2	4	2	11	3	2
53	Scurvy:												
	Males.....White.....	24	16	4				20					
	Colored.....	8	1		1			6	1				
	Females.....White.....	11	3	3			1	7	1		1	1	
	Colored.....	3	1		1			2					1
54	Pellagra:												
	Males.....White.....	720	2	2	3	4	1	12	6	5	13	11	24
	Colored.....	625	7	4	3	2	6	22	15	9	21	21	37
	Females.....White.....	1,187	4	4	2		1	11	3	6	26	48	85
	Colored.....	1,841	3	7	1	3	1	15	21	25	109	209	224
55	Beriberi:												
	Males.....White.....	1	1					1					
	Colored.....	1	1					1					
	Females.....White.....	1							1				
56	Rickets:												
	Males.....White.....	164	111	35	9	1	1	157	6	1			
	Colored.....	73	36	22	9	1	1	69	3	1			
	Females.....White.....	99	72	14	8	2	3	99					
	Colored.....	44	22	19		1	2	44					
57	Diabetes mellitus:												
	Males.....White.....	7,413	6	8	12	9	16	51	80	127	140	127	121
	Colored.....	443		1	1	1		3	2	12	15	18	12
	Females.....White.....	11,143	5	15	15	15	15	65	112	144	145	143	126
	Colored.....	694		1				1	6	10	8	9	22
58a	Pericious anemia:												
	Males.....White.....	1,440	8	7	7	5	6	33	17	10	21	17	22
	Colored.....	42		1				1	1		1	2	1
	Females.....White.....	1,682	2	6	2	1	2	13	12	14	25	23	36
	Colored.....	58								3	9	6	6
58b	Other anemias and chlorosis:												
	Males.....White.....	258	35	13	5	5		58	10	7	9	7	12
	Colored.....	25	8	1	1			10	2		2		
	Females.....White.....	281	34	14	4	1	4	57	8	9	10	14	8
	Colored.....	28	7	4	1			12	2	1			1
59	Diseases of the pituitary gland:												
	Males.....White.....	44							1	2	3	1	3
	Colored.....	4											
	Females.....White.....	55	1					1	5	3	4	3	2
	Colored.....	4							1	1		1	1
60a	Exophthalmic goiter:												
	Males.....White.....	545	1				1	2	1		10	19	31
	Colored.....	25											1
	Females.....White.....	3,017			1			1	3	14	78	116	131
	Colored.....	170								2	6	9	8

CAUSES OF DEATH, BY AGE, SEX, AND COLOR

419

IN THE REGISTRATION STATES OF 1920 (INCLUDING DISTRICT OF COLUMBIA): 1928—Continued

30 to 34 years	35 to 39 years	40 to 44 years	45 to 49 years	50 to 54 years	55 to 59 years	60 to 64 years	65 to 69 years	70 to 74 years	75 to 79 years	80 to 84 years	85 to 89 years	90 to 94 years	95 to 99 years	100 years and over	Age un- known	List No.
1,157 172 1,672 534	1,852 237 2,745 660	2,723 309 4,267 737	3,841 395 5,815 805	5,326 465 7,414 733	6,754 409 8,764 575	8,158 398 9,554 551	9,015 311 10,095 326	7,944 254 8,343 243	5,712 137 5,952 170	2,885 79 3,209 107	1,099 30 1,407 62	182 14 365 25	35 6 57 12	8 5 9 11	40 29 49 30	
472 49 940 194	884 89 1,830 322	1,493 143 3,155 406	2,420 209 4,361 477	3,706 269 5,615 441	4,864 242 6,367 373	6,160 239 7,752 354	6,895 189 8,083 205	6,254 158 5,984 144	4,620 83 4,449 98	2,366 42 2,540 64	894 11 1,136 36	141 3 306 19	30 3 50 7	8 3 8 6	20 11 32 15	
10 1 2 3	32 4 13 1	76 2 19 2	145 7 23 9	253 15 33 10	300 14 49 3	366 8 65 5	432 11 65 2	353 8 71 3	256 6 51 2	171 6 51 1	76 2 31 2	17 1 19 1	5 1 19 1		3 1 1 1	43
126 20 118 20	315 39 239 39	553 72 480 56	1,052 120 818 88	1,673 145 1,185 94	2,239 110 1,648 103	2,803 123 2,116 108	3,182 94 2,591 60	2,805 69 2,352 43	1,957 45 1,756 34	872 17 948 23	297 3 369 15	40 1 74 4	5 1 8 3	1 1 3 2	11 4 12 7	44
113 10 121 24	189 12 221 32	261 16 366 29	415 19 511 36	553 27 712 45	787 35 887 40	976 24 1,081 26	1,056 18 1,145 14	915 27 1,041 13	641 4 848 14	337 3 478 4	121 1 198 1	17 1 43 3	6 1 7 1		2 2 1 1	45
353 108 2	746 172 3	1,248 222 5	1,547 218 4	1,719 186 9	1,681 141 17	1,517 141 23	1,372 72 14	995 45 11	632 25 12	306 16 10	109 6 4	20 4 4	2 3 3	2 2 2	3 7 8	46
183 23	402 52	689 62	941 77	1,176 63	1,237 49	1,072 49	931 35	733 22	499 12	344 11	182 8	50 4	14 1		8	47
8 2 11 3	23 1 14 2	36 2 16 2	50 8 17 4	74 6 40 5	114 5 54 4	140 4 71 4	175 5 107 3	245 2 129 4	282 2 155 1	211 2 144 1	121 2 118 1	28 2 63 2	8 1 12 1	5 1 1 1	1 1 1 1	48
213 16 152 13	322 33 195 24	562 51 337 33	754 53 504 45	1,144 76 650 38	1,407 75 811 37	1,852 80 832 21	2,036 61 872 19	1,925 52 663 14	1,472 31 492 10	765 15 269 8	275 5 129 4	39 2 37 1	6 1 7 3	2 2 1 1	4 4 5 5	49
12 3 13 4	15 2 12 6	15 6 21 9	18 1 30 4	30 2 25 7	32 3 25 1	28 1 37 1	34 2 30 1	22 1 35 5	16 1 23 1	8 1 15 1	8 1 2 1	1 1 1 1			1 1 1 1	50
22 4 56 16	41 8 50 14	55 10 48 13	44 6 42 16	41 12 40 17	43 18 44 9	55 14 40 14	63 12 45 8	47 9 51 10	42 7 52 8	19 4 19 3	11 2 17 1	1 1 5 1	1 1 1 1		2 2 1 1	51
12 2 13 2	14 1 18 1	18 2 13 1	14 5 31 2	19 4 44 4	38 4 50 2	33 2 81 4	69 4 102 4	71 3 121 3	65 2 101 2	47 2 95 2	14 3 46 3	5 3 6 2				52
	2							1	1							53
27 27 97 236	40 27 129 203	46 40 145 189	69 63 126 158	64 69 113 113	85 69 82 74	77 60 88 86	90 48 86 52	74 41 62 44	51 24 48 34	14 12 15 23	7 4 8 11		1 2 3 2		4 8 6 11	54
																55
																56
149 14 144 27	177 25 230 52	227 28 317 63	362 42 520 94	560 62 890 111	845 41 1,431 92	1,044 55 1,793 77	1,223 41 1,961 47	1,028 28 1,564 28	660 18 990 22	328 13 396 11	136 9 135 7	23 3 29 2	3 3 3 1		2 1 2 2	57
31 3 41 2	30 4 49 5	55 5 87 9	72 5 119 7	107 1 150 4	179 4 185 4	210 7 228 2	237 2 261 2	205 2 214 2	127 2 135 2	51 2 60 1	11 2 24 1	3 5 5 1			2 1 1 1	58a
7 7 4	8 2 14 1	8 1 14 2	10 1 13 1	13 2 13 2	22 1 19 2	23 1 13 2	19 2 24 2	16 1 16 2	14 1 19 2	6 1 10 2	5 1 9 2	4 1 1 2			1 1 1 1	58b
3 6	8 6	1 1	4 7	7 2	4 3	3 5	2 5	2 2								59
41 3 176 27	47 7 231 22	66 3 273 22	63 1 340 30	62 5 352 15	65 3 360 15	51 2 343 7	41 3 323 1	28 173 6	15 71	2 24 1			1			60a

MORTALITY STATISTICS—APPENDIX

TABLE 1.—DEATHS (EXCLUSIVE OF STILLBIRTHS) FROM EACH CAUSE, BY AGE, SEX, AND COLOR,

List No.	CAUSE OF DEATH, SEX, AND COLOR	All deaths	Under 1 year	1 year	2 years	3 years	4 years	Under 5 years	5 to 9 years	10 to 14 years	15 to 19 years	20 to 24 years	25 to 29 years
II.—General diseases not included in Class I—Continued.													
60b	Other diseases of the thyroid gland:												
	Males..... White.....	123	19	12	5	1		37	4		7	3	4
	Colored.....	9	1					1	1	1	1		
	Females..... White.....	415	20	9	8	3	1	41	8	6	9	13	6
	Colored.....	31	1	1	1			3		1		1	2
61	Diseases of the parathyroid glands:												
	Males..... White.....	46	35	4	4	1	1	45					
	Colored.....	6	4	1	1			6					
	Females..... White.....	30	19	5	1			25	1	2			
	Colored.....	7	4	3				7					
62	Diseases of the thymus gland:												
	Males..... White.....	729	602	43	15	11	8	679	15	8	12	6	3
	Colored.....	46	33	6	2			41	3			1	1
	Females..... White.....	506	412	36	14	12	6	480	12	1	2	6	3
	Colored.....	52	41	2	3	4		50	1			1	
63	Diseases of the adrenals (Addison's disease):												
	Males..... White.....	161		1				1		1	7	5	5
	Colored.....	2											
	Females..... White.....	184							1	2	1	5	9
	Colored.....	3											
64	Diseases of the spleen:												
	Males..... White.....	71	5	2	3	1	3	14	2	1			3
	Colored.....	7							1				
	Females..... White.....	63	1	1		1		3	3	5	4	6	5
	Colored.....	3			1			1				1	
65a	Leukemia:												
	Males..... White.....	1,077	25	20	27	32	16	120	80	57	52	45	39
	Colored.....	43	3	1	2		1	7	5	3	1	3	1
	Females..... White.....	840	17	21	23	19	13	93	38	37	24	38	43
	Colored.....	30	1			2		3	1		3	2	1
65b	Hodgkin's disease:												
	Males..... White.....	589	9	2	4	4	3	22	24	22	32	34	42
	Colored.....	21											
	Females..... White.....	299	4	5	3	1	4	17	6	6	12	25	19
	Colored.....	12	1					1		3		1	
66	Alcoholism (acute or chronic):												
	Males..... White.....	3,416								1	21	52	113
	Colored.....	373							1		9	20	37
	Females..... White.....	324									2	7	18
	Colored.....	98									1	13	15
67a	Chronic lead poisoning:												
	Males..... White.....	102		3	1			4			2	2	2
	Colored.....	7											
	Females..... White.....	5			1			1	1				2
67b	Other chronic mineral poisoning:												
	Males..... White.....	22											1
	Colored.....	5										1	1
	Females..... White.....	3											
	Colored.....	1									1		
68	Chronic poisoning by organic substances:												
	Males..... White.....	86										7	6
	Colored.....	10										1	2
	Females..... White.....	34										1	5
	Colored.....	4											1
69	Other general diseases:												
	Males..... White.....	828	471	38	32	15	10	566	27	25	12	15	12
	Colored.....	107	70	6	2	4		82	2	3	2	3	1
	Females..... White.....	709	362	35	22	9	7	435	24	15	17	19	10
	Colored.....	82	46	5	1		1	53	2	2	3	1	1
III.—Diseases of the nervous system and of the organs of special sense:													
	Males..... White.....	56,805	1,394	399	218	169	160	2,340	670	477	614	548	599
	Colored.....	6,179	220	46	31	20	17	334	58	51	100	106	158
	Females..... White.....	50,960	938	327	197	117	138	1,717	541	393	419	448	522
	Colored.....	5,912	163	40	40	15	9	267	62	47	63	106	142
70	Encephalitis:												
	Males..... White.....	578	61	28	16	10	8	123	38	21	28	38	34
	Colored.....	59	4	2	1		5	12	4	3	7	7	4
	Females..... White.....	515	33	19	15	6	13	86	31	15	33	31	46
	Colored.....	53	6	4	4			14	4	2	3	4	1
71a	Simple meningitis:												
	Males..... White.....	1,177	252	106	58	36	36	488	126	62	59	53	32
	Colored.....	149	34	4	13	2	3	56	6	10	11	11	9
	Females..... White.....	763	182	65	36	18	30	331	82	50	43	27	27
	Colored.....	124	27	8	5	3	4	47	23	6	5	7	10
71b	Nonepidemic cerebrospinal meningitis:												
	Males..... White.....	275	65	28	13	10	12	128	36	23	24	13	7
	Colored.....	32	5	1	3	3		12	6	1	4	2	3
	Females..... White.....	202	41	24	19	13	9	106	32	17	16	4	4
	Colored.....	33	6	5	6	3	1	21	4	1	1	1	
72	Tabes dorsalis (locomotor ataxia):												
	Males..... White.....	1,013							2	1	2	1	4
	Colored.....	81										1	2
	Females..... White.....	269										1	3
	Colored.....	25										4	1
73	Other diseases of the spinal cord:												
	Males..... White.....	1,518	17	9	5	8	4	43	20	16	55	23	24
	Colored.....	148	2		1		1	4	3	1	5	5	10
	Females..... White.....	1,343	13	8	7	4	6	38	20	26	21	30	24
	Colored.....	135	3	1	1			5		3	2	7	2
74a	Cerebral hemorrhage:												
	Males..... White.....	38,338	70	17	9	9	6	111	23	25	42	51	114
	Colored.....	3,716	4	3	1	4	2	14	4		14	18	50
	Females..... White.....	37,176	39	14	9	8	3	73	15	23	40	55	86
	Colored.....	4,052	4	1	3	2		10	2	3	12	25	59
74b	Cerebral embolism and thrombosis:												
	Males..... White.....	1,858	9	2	3	3	3	20	15	13	19	21	22
	Colored.....	76								1	2	2	
	Females..... White.....	2,008	9	7	4	4	3	27	14	16	25	36	32
	Colored.....	129	2					2			4	4	11

CAUSES OF DEATH, BY AGE, SEX, AND COLOR

421

IN THE REGISTRATION STATES OF 1920 (INCLUDING DISTRICT OF COLUMBIA): 1928—Continued

30 to 34 years	35 to 39 years	40 to 44 years	45 to 49 years	50 to 54 years	55 to 59 years	60 to 64 years	65 to 69 years	70 to 74 years	75 to 79 years	80 to 84 years	85 to 89 years	90 to 94 years	95 to 99 years	100 years and over	Age un- known	List No.
4	6	8	6	8	7	7	7	11	2	2						60b
12	14	23	28	50	45	49	52	32	13	10	4	2	1			
	7	3	1	2	1	1	3	1	1	2	1					61
				1			1									
3	1	2														62
1				1												
10	19	18	13	14	11	21	17	11	3	4	1					63
1	18	20	24	27	12	17	11	10	2			1				
24		1		1	1											64
2	4	4	11	7	3	7	5	3	2	3						
1	4	5	6	9	3	2	1	4	2							65a
				1												
54	53	66	72	90	91	101	77	44	23	9	3	1				65b
2	7	5	3	2	2	2	2	2	19	4	6	1				
52	38	55	66	82	78	55	62	47								66
2	6	2	4	3	1	2										
47	46	56	48	52	57	36	35	24	10	1	1					67a
3	3	1	2	3	1	2			1							
22	28	18	22	29	23	27	15	13	11	4	2					67b
1		3	1	1		1										
234	428	556	565	507	381	265	157	73	41	8	2				12	68
54	58	56	49	31	22	14	9	8	1	1					3	
41	60	54	59	41	22	11	8		1							69
15	19	8	10	7	4	3	1		1						1	
2	4	7	14	15	13	17	12	6	1	1						70
	2	2	1													
1	3	4	3	2	3	2		1	2							71a
	1		1	1				1								
14	9	10	15	8	1	3	5	5	2	1						71b
4	1	1	1	5	2	3	2	1	1		2					
3	2	6														72
2	1															
10	13	8	18	13	10	15	27	18	15	15	6	3				73
3		4	1	1			1	1	1	1	1	1				
23	10	11	19	24	15	10	23	13	15	17	5	4				74a
2	1	6		4	2	2	2	2	1		1					
895	1,426	1,964	2,563	3,409	4,708	6,018	7,629	7,972	7,329	4,752	2,199	535	96	12	50	74b
217	331	472	608	802	608	808	489	431	322	209	124	30	20	17	32	
675	956	1,383	2,043	2,969	3,751	4,955	6,481	7,345	7,028	5,325	2,848	923	171	32	34	75
195	286	439	589	737	579	612	500	464	290	233	133	62	40	23	43	
37	48	44	29	38	27	23	22	7	15	5					1	76
3	5	4	4	3	1		1									
33	29	24	35	30	28	27	27	24	5	8	2	1	1			77
4	6	5	1	3	4											
44	53	47	44	52	45	18	22	15	9	6	2					78
11	9	6	11	4	2	1	1	1								
32	28	35	18	20	17	15	12	7	10	4	4					79
3	5	10	3	4		1										
9	7	6	4	4	3	4	5		1							80
6	1	1	1	1	1	1	1	1	1							
1	3	1	5	2	2											81
10	30	55	98	127	148	181	171	97	61	19	6					82
1	2	6	12	10	12	9	14	9	2	1						
1	7	15	21	38	25	41	50	29	30	7	1					83
1	2	1	5	2	2	4	1		2							
34	53	78	80	111	135	200	201	203	131	74	29	5	2		1	84
6	12	10	9	17	15	21	9	10	4	4	2				1	
25	57	76	75	117	133	169	179	138	108	66	29	10	1			85
4	4	7	22	15	12	12	13	9	10	3	3					
167	380	694	1,241	2,117	3,302	4,541	6,154	6,608	6,201	4,080	1,895	463	84	9	36	86
80	141	278	386	560	482	438	363	303	253	159	100	25	12	11	25	
147	335	647	1,261	2,133	2,824	3,981	5,302	6,210	6,024	4,577	2,449	788	153	25	28	87
90	182	297	437	581	451	489	394	369	230	187	109	45	29	17	34	
29	40	58	81	112	153	244	271	274	227	160	78	16	3	2		88
2	7	11	8	5	5	13	6	5	4		1		1			
36	50	57	73	94	157	187	271	297	245	236	111	38	5	1		89
9	7	16	14	11	12	13	10	8	1	2	2	1	1	1		

MORTALITY STATISTICS—APPENDIX

TABLE 1.—DEATHS (EXCLUSIVE OF STILLBIRTHS) FROM EACH CAUSE, BY AGE, SEX, AND COLOR,

List No.	CAUSE OF DEATH, SEX, AND COLOR	All deaths	Under 1 year	1 year	2 years	3 years	4 years	Under 5 years	5 to 9 years	10 to 14 years	15 to 19 years	20 to 24 years	25 to 29 years
	III.—Diseases of the nervous system and of the organs of special sense—Continued.												
75	Paralysis without specified cause:												
	Males..... White.....	1,579	6	5	2	1	1	15	5	2	1	7	8
 Colored.....	527	1	1		1		3	2	2	1	5	6
	Females..... White.....	1,624	7	6	2	1	2	18	5	4	5	4	12
 Colored.....	535	1		1	1	1	4	3	2	4	2	5
76	General paralysis of the insane:												
	Males..... White.....	3,093								2	7	18	53
 Colored.....	603									3	4	26
	Females..... White.....	937									5	11	27
 Colored.....	198							1	1	2	4	10
77	Other forms of mental alienation:												
	Males..... White.....	535								2	13	43	34
 Colored.....	71									5	9	9
	Females..... White.....	759								1	16	43	56
 Colored.....	106									5	12	15
78	Epilepsy:												
	Males..... White.....	1,409	25	7	8	17	13	70	65	76	148	142	128
 Colored.....	277	14	3	1	3	2	23	9	19	35	33	30
	Females..... White.....	994	15	6	9	3	6	39	30	47	82	93	90
 Colored.....	130	5		3			8	7	11	14	15	15
79	Convulsions (nonpuerperal; 5 years and over):												
	Males..... White.....	35							11	5		1	
 Colored.....	18							6	3	3		
	Females..... White.....	36							6	2	4	2	5
 Colored.....	14							3	5	1	2	1
80	Infantile convulsions (under 5 years):												
	Males..... White.....	490	413	37	23	12	5	490					
 Colored.....	154	121	18	8	4	3	154					
	Females..... White.....	380	288	48	26	11	7	380					
 Colored.....	98	73	11	9	4	1	98					
81	Chorea:												
	Males..... White.....	15							3	1	2		
 Colored.....	1							1				
	Females..... White.....	32					1	1	5	9	6	1	3
 Colored.....	7	1					1	1	2			
82	Neuralgia and neuritis:												
	Males..... White.....	97	1	1				2		1		2	3
 Colored.....	16							1				
	Females..... White.....	132			1			1		1	2	2	2
 Colored.....	15							1	1		1	1
83	Softening of the brain:												
	Males..... White.....	324										1	1
 Colored.....	18											1
	Females..... White.....	315							1			1	1
 Colored.....	16								1			
84	Other diseases of the nervous system:												
	Males..... White.....	2,407	67	39	20	20	18	164	72	58	71	64	73
 Colored.....	125	6	1	1		1	9	5	7	1	7	5
	Females..... White.....	1,985	50	31	28	14	23	146	65	53	46	47	61
 Colored.....	130	4	3	1		1	9	5	8	2	10	4
85	Diseases of the eye and annexa:												
	Males..... White.....	41	3		1	1	1	6	2	4			1
 Colored.....	5	2					2					
	Females..... White.....	48	6	2				10	3		3	1	1
 Colored.....	3		2		2		1					1
86a	Diseases of the ear:												
	Males..... White.....	1,165	280	84	33	25	30	452	131	81	75	46	33
 Colored.....	67	20	8	1	2		31	7	3	6	1	2
	Females..... White.....	793	177	48	23	17	17	282	121	74	36	20	17
 Colored.....	73	24	6	5	2	1	38	2		5	3	4
86b	Diseases of the mastoid process:												
	Males..... White.....	858	125	36	27	17	23	228	121	84	68	24	28
 Colored.....	36	7	5	1	1		14	4	1	3	1	1
	Females..... White.....	649	78	49	18	16	18	179	111	55	36	39	26
 Colored.....	36	7	1	1			9	6	1	3	5	2
	IV.—Diseases of the circulatory system:												
	Males..... White.....	122,494	404	99	69	79	88	739	524	707	870	877	1,006
 Colored.....	11,162	38	12	12	14	6	82	66	85	87	158	343
	Females..... White.....	101,285	325	67	65	84	78	619	559	818	851	942	1,149
 Colored.....	10,000	25	9	10	1	11	56	62	76	139	227	348
87	Pericarditis:												
	Males..... White.....	442	10	1	1	2	2	16	16	8	11	15	7
 Colored.....	77	1				1	2	2	1	6	2	4
	Females..... White.....	309	6	3	3	1	2	15	8	12	6	13	7
 Colored.....	44		1			2	3	1			1	6
88	Endocarditis and myocarditis (acute):												
	Males..... White.....	3,931	150	37	32	28	32	279	145	144	133	151	214
 Colored.....	516	13	2	3		1	19	10	10	16	26	43
	Females..... White.....	3,415	146	24	26	27	21	244	171	167	186	219	237
 Colored.....	576	12	2	2		2	18	14	15	28	38	58
89	Angina pectoris:												
	Males..... White.....	10,838							1	3	9	19	31
 Colored.....	357								1	1	3	10
	Females..... White.....	4,839							1	4	6	10	14
 Colored.....	317									6	12	13
90	Other diseases of the heart:												
	Males..... White.....	91,571	179	51	32	43	49	354	347	534	699	649	697
 Colored.....	9,123	20	7	9	12	3	51	49	71	63	116	251
	Females..... White.....	81,451	126	32	31	54	55	298	372	623	642	668	843
 Colored.....	8,297	9	6	6	1	7	29	46	61	107	165	252
91a	Aneurysm:												
	Males..... White.....	1,136	2				1	3			3	11	15
 Colored.....	279								1		3	22
	Females..... White.....	372							1	4	1	3	3
 Colored.....	119									3	3	7
91b, c	Other diseases of the arteries:												
	Males..... White.....	11,284								1	1	2	6
 Colored.....	614										2	3
	Females..... White.....	8,918									1	3	3
 Colored.....	511										2	3

CAUSES OF DEATH, BY AGE, SEX, AND COLOR

423

IN THE REGISTRATION STATES OF 1920 (INCLUDING DISTRICT OF COLUMBIA): 1928—Continued

30 to 34 years	35 to 39 years	40 to 44 years	45 to 49 years	50 to 54 years	55 to 59 years	60 to 64 years	65 to 69 years	70 to 74 years	75 to 79 years	80 to 84 years	85 to 89 years	90 to 94 years	95 to 99 years	100 years and over	Age un- known	List No.
11	13	20	37	59	84	158	227	303	307	197	87	29	3	1	5	75
8	11	32	39	75	52	64	51	67	45	31	17	3	5	5	3	
10	14	26	41	65	97	145	205	263	292	227	140	42	6	3	5	
13	19	34	33	64	58	65	53	61	36	34	18	12	7	3	5	
206	418	535	523	389	388	226	163	76	41	29	13	1	1		4	76
59	94	86	108	90	60	33	24	10	4						2	
63	104	148	139	110	121	69	52	37	26	18	6	1			1	
20	16	43	32	26	14	10	7	5	3	1		1			1	
34	50	54	54	49	40	50	36	31	24	12	8			1		77
8	8	2	3	3	10	8	2	1			2				1	
52	70	89	93	74	67	50	52	39	22	11	17	4		2	1	
20	17	10	9	3	6	2	4					1			2	
118	110	95	109	73	68	52	48	41	38	14	9	4			1	78
19	19	20	7	15	11	6	11	12	8	5						
97	101	77	85	64	54	28	35	31	22	10	6	2			1	
12	11	4	9	9	5	2	1	2	2	2		1				
2	2	3	4	2			1	2	1	1						79
2	3	1	3	1	1	1	1	1	2	1						
	1				1											
																80
1		2	1	1	1	1		2								81
1	1	1	1				1	3								
								1								
3		6	6	9	13	8	7	14	9	11	2	1				82
2			2	2	1	2		2	1	1		1				
5	5	10	5	4	7	10	15	18	12	21	9	3		1		
1	3		3	3					1							
	2		6	6	20	25	33	74	76	47	29	4				83
		3	3	1	1	1		3	1	1	1	1				
	2	2	4	5	11	21	35	56	70	55	35	16		1	2	
	2				3	1	3	4	2							
109	133	165	167	193	217	229	206	193	165	83	32	10	2		1	84
15	15	7	8	9	3	8	6	7	5	7	1					
107	91	125	136	155	157	174	201	169	132	70	30	16	3	1	1	
9	9	7	12	10	10	9	11	4	3	4	1	1	1			
1	2	1	4		1	1	4	2	6	4	2					85
3	2	1		1	1	1	4	3	6	3	3	1				
46	48	51	37	40	29	29	32	13	10	5	6	1				86a
2	2	3	3	4	1	2										
20	29	24	28	32	31	22	21	12	14	5	3	1			1	
4	2	2	6	3	1		2	1								
34	37	50	38	27	34	28	26	17	7	5	1	1				86b
1	3		4	1	1		1	1								
35	27	24	20	24	18	12	18	7	8	6	3				1	
4		2		3		1										
1,415	2,427	3,821	5,553	8,029	10,598	13,654	16,955	18,331	16,548	11,931	6,133	1,871	344	56	105	
421	695	902	1,155	1,393	1,235	1,119	938	860	636	471	269	91	52	42	62	
1,363	1,959	2,574	3,583	5,066	6,679	9,280	12,765	14,829	15,062	12,277	7,453	2,690	612	93	62	
412	698	853	1,029	1,135	940	954	784	738	553	403	254	136	80	68	55	
21	30	26	34	25	27	35	50	53	33	16	14	4		1		87
6	3	6	10	8	8	4	7	3	1	1	1			1	1	
15	8	12	16	17	20	26	33	32	32	21	13	1				
2	4	6	3	3	1	3	3	1	3	3				1		
266	342	486	210	224	234	244	255	225	174	119	63	16	3		4	88
62	80	105	38	33	27	15	11	7	7	4		1			2	
210	297	327	130	132	137	173	205	192	169	126	60	23	9		2	
56	94	114	39	25	19	17	14	13	11	4	2				1	
93	216	456	704	1,075	1,374	1,588	1,805	1,592	1,082	531	192	44	8	1	14	89
26	30	37	50	54	34	39	23	23	14	4	6	1		1	6	
29	71	94	166	289	414	656	856	884	729	380	175	46	9		1	
17	28	36	44	46	33	29	15	14	13	6	3			1	1	
952	1,644	2,490	4,064	5,917	7,918	10,322	12,927	14,075	12,735	9,064	4,524	1,310	234	39	76	90
294	520	669	961	1,192	1,060	958	813	703	545	394	214	70	42	33	54	
1,047	1,490	1,997	3,070	4,302	5,596	7,611	10,533	12,209	12,192	9,745	5,709	1,981	409	65	49	
320	547	650	891	992	828	836	674	643	472	326	195	105	61	50	47	
22	46	79	132	158	156	165	133	102	66	35	9	1				91a
18	32	56	53	37	29	9	7	6	3	1	1				1	
5	7	22	27	39	35	52	52	49	46	16	8	2				
8	8	23	16	15	15	7	6	1	2	1	3			1		
17	39	96	159	307	484	830	1,347	1,916	2,183	2,022	1,275	480	95	15	9	91b, c
2	13	16	25	48	54	78	65	108	59	62	43	18	9	7	2	
7	17	35	77	149	295	512	835	1,220	1,693	1,841	1,412	608	179	26	5	
5	5	12	23	38	33	56	59	57	45	60	51	29	19	14	3	

MORTALITY STATISTICS—APPENDIX

TABLE 1.—DEATHS (EXCLUSIVE OF STILLBIRTHS) FROM EACH CAUSE, BY AGE, SEX, AND COLOR,

List No.	CAUSE OF DEATH, SEX, AND COLOR	All deaths	Under 1 year	1 year	2 years	3 years	4 years	Under 5 years	5 to 9 years	10 to 14 years	15 to 19 years	20 to 24 years	25 to 29 years
IV.—Diseases of the circulatory system—Continued.													
92	Embolism and thrombosis (not cerebral):												
	Males..... White.....	2,811	21	1	1	2	2	27	4	10	11	21	26
 Colored.....	90	1				1	2	2			3	5
	Females..... White.....	1,488	22	2	2			26	1	6	4	16	25
 Colored.....	54	1					1				3	8
93	Diseases of the veins:												
	Males..... White.....	239	1					1	2	3		1	4
 Colored.....	16		1				1		1			1
	Females..... White.....	305	2					2	2		3	5	9
 Colored.....	22									3	1	1
94	Diseases of the lymphatic system:												
	Males..... White.....	105	32	5	3	3	2	45	9	1	2	4	3
 Colored.....	19	3	2		2		7	2			1	4
	Females..... White.....	71	17	6	3	2		28	2	2	1	2	3
 Colored.....	5							1			2	
95	Hemorrhage without specified cause:												
	Males..... White.....	53	9	4		1		14		3	1	2	3
 Colored.....	18							1			1	
	Females..... White.....	34	6					6	1			3	2
 Colored.....	15	3		2			5					3
96	Other diseases of the circulatory system:												
	Males..... White.....	84										2	
 Colored.....	53										1	
	Females..... White.....	83									1		3
 Colored.....	40											
V.—Diseases of the respiratory system:													
	Males..... White.....	53,799	9,569	2,823	1,118	559	372	14,441	1,051	646	1,130	1,163	1,293
 Colored.....	9,232	2,094	674	245	112	82	3,207	170	125	283	509	546
	Females..... White.....	41,789	7,180	2,327	875	508	348	11,238	844	620	686	840	875
 Colored.....	6,795	1,677	611	222	103	53	2,666	175	130	257	344	347
97a	Diseases of the nasal fossae:												
	Males..... White.....	75	30	2		1		33	1	4	2	1	3
 Colored.....	71	53	6	1		1	61	1				1
	Females..... White.....	69	26	1				28	1		4	4	2
 Colored.....	71	46	3	2	3		54	1	1	1	1	2
97b	Diseases of the nasal fossae annexa:												
	Males..... White.....	372	17	4	3		1	25	14	25	49	28	33
 Colored.....	36						3	3	4	1	5	6
	Females..... White.....	232	4	3	1	1	5	14	9	22	20	22	15
 Colored.....	18	1	1	1			3		3	3	1	2
98	Diseases of the larynx:												
	Males..... White.....	220	47	40	17	11	13	128	29	3	5	2	3
 Colored.....	29	7	3	4	2	3	19	1		2	3	
	Females..... White.....	146	17	16	20	10	12	75	17	5	1	5	6
 Colored.....	18	2	2	1	3		8	1		1		2
99a	Acute bronchitis:												
	Males..... White.....	869	327	45	25	11	9	417	9	3	4	8	2
 Colored.....	117	61	8		3	1	73		1	1	2	3
	Females..... White.....	959	254	65	14	15	6	354	6	3	3	4	4
 Colored.....	103	45	10	4	3		62	4	1	7	5	4
99b	Chronic bronchitis:												
	Males..... White.....	933	16	6	1		1	24	4	3	4	12	3
 Colored.....	55	3	1		2		6	3	1		1	4
	Females..... White.....	971	19	7	6	1	3	36	2	2	4	7	10
 Colored.....	52	3	2		2		7		2	3	7	2
99c,d	Bronchitis (unspecified):												
	Males..... White.....	563	176	35	8	2	1	222	6	3	2	1	2
 Colored.....	86	32	11	4			47		1	3	3	2
	Females..... White.....	548	115	19	6	2	4	146	4	3	2	4	3
 Colored.....	96	32	10	2			44	1	1	3	6	4
100a	Broncho-pneumonia:												
	Males..... White.....	18,200	6,308	1,588	551	254	159	8,860	347	154	172	159	213
 Colored.....	2,706	1,190	402	136	50	37	1,815	53	26	26	47	70
	Females..... White.....	16,090	4,746	1,348	446	239	134	6,913	276	160	123	151	146
 Colored.....	2,350	996	356	122	57	24	1,555	74	23	38	47	56
100b	Capillary bronchitis:												
	Males..... White.....	303	146	40	12	2	3	203	7	1	2		
 Colored.....	69	42	11	3		3	59	1	1			1
	Females..... White.....	280	116	24	5	5	1	151	5	2	3		2
 Colored.....	52	24	14	3	1		42	1			2	1
101a	Lobar pneumonia:												
	Males..... White.....	27,141	1,993	868	399	225	145	3,630	511	385	781	832	933
 Colored.....	5,001	477	181	71	42	33	804	88	73	202	387	404
	Females..... White.....	18,709	1,515	693	306	183	154	2,851	418	361	444	535	599
 Colored.....	3,111	329	170	69	25	23	616	59	73	157	229	226
101b	Pneumonia (unspecified):												
	Males..... White.....	1,387	303	78	32	16	16	445	49	28	30	32	26
 Colored.....	617	212	41	21	9	1	284	15	13	33	33	24
	Females..... White.....	1,103	233	77	29	26	12	377	28	23	36	29	24
 Colored.....	542	179	36	16	8	5	244	25	19	25	25	20
102	Pleurisy:												
	Males..... White.....	1,449	99	91	52	28	17	287	52	29	58	56	40
 Colored.....	162	6	5	2	2	1	16	4	2	11	15	10
	Females..... White.....	842	64	59	34	20	11	188	54	23	26	45	26
 Colored.....	139	9	6		1	1	17	3	1	12	8	16
103	Congestion and hemorrhagic infarct of the lung:												
	Males..... White.....	529	62	11	4		4	81	6		2	3	2
 Colored.....	28	3	1			1	5				1	4
	Females..... White.....	685	36	8	4	1	1	50	4	1	2	3	3
 Colored.....	34	1					2					
104	Gangrene of the lung:												
	Males..... White.....	111	1	1	2		1	5	1		2	5	3
 Colored.....	10										2	2
	Females..... White.....	45							1	2	3	4	1
 Colored.....	6									1	1	1
105	Asthma:												
	Males..... White.....	872	11	8	9	4	1	33	8	3	1	7	7
 Colored.....	116		2	1	2	1	6	1	1		2	4
	Females..... White.....	794	10	4	2	3	2	21	10	7	4	9	19
 Colored.....	122	2					2	1	3	2	3	3

CAUSES OF DEATH, BY AGE, SEX, AND COLOR

425

IN THE REGISTRATION STATES OF 1920 (INCLUDING DISTRICT OF COLUMBIA): 1928—Continued

30 to 34 years	35 to 39 years	40 to 44 years	45 to 49 years	50 to 54 years	55 to 59 years	60 to 64 years	65 to 69 years	70 to 74 years	75 to 79 years	80 to 84 years	85 to 89 years	90 to 94 years	95 to 99 years	100 years and over	Age un- known	List No.
34 5 31 1	95 9 45 6	158 8 58 5	217 11 59 4	278 10 96 6	353 12 137 6	427 9 195 2	395 4 209 6	322 4 204 2	242 4 169 3	119 1 118 1	53 1 57 1	14 1 27 1	3 1 3 1	2 2 1 1	2	92
8 1 14	9 18 2	25 1 23 1	24 2 27 6	24 31 2	24 2 34 4	29 2 42 1	30 2 30 1	22 2 22 1	18 2 20 2	12 1 12 1	1 1 9 1	1 1 1 1	1 1 1 1	1 1 1 1	1	93
2 1 1	2 2 3 1	2 1 3 1	1 4 4 1	6 4 4 1	10 3 3 1	3 1 3 1	3 1 3 1	6 2 3 1	3 3 5 1	2 2 5 1	1 2 3 1	1 2 3 1	1 2 3 1	1 2 3 1	1	94
3 2	3 5 3 1	2 1 1 1	2 2 1 1	5 2 2 1	4 1 1 1	4 1 1 1	4 1 1 1	4 1 2 3	1 2 2 3	1 3 3 3	1 3 3 3	1 3 3 3	1 3 3 3	1 3 3 3	1	95
3 2 3	1 1 2 2	1 2 2 4	3 3 6 3	10 9 7 8	14 8 7 1	7 3 9 4	10 6 10 5	14 4 13 3	11 3 7 2	10 5 10 1	3 3 5 1	1 1 1 1	1 1 1 1	1 1 1 1	2	96
1,626 500 1,159 326	2,377 651 1,416 377	2,748 624 1,328 323	3,003 630 1,322 351	3,098 505 1,606 284	3,110 365 1,856 267	3,264 283 2,272 226	3,537 242 2,928 194	3,475 181 3,266 167	3,190 142 3,526 121	2,512 106 3,084 93	1,481 91 1,902 54	485 22 805 38	109 8 193 19	14 9 45 23	46 33 28 13	
4 1 2	2 1 1	2 1 2	2 1 4	2 3 1	2 1 1	2 1 1	2 1 1	2 1 2	5 2 4	5 4 4	3 1 4	2 3 2	2 3 2	2 3 2	2	97a
26 3 18 1	41 5 26 1	25 5 10 1	25 15 10 1	27 1 20 1	12 1 10 2	20 1 11 2	9 2 9 1	3 2 6 1	6 5 5 1	4 4 4 1	4 4 4 1	4 4 4 1	4 4 4 1	4 4 4 1	4	97b
1 3	1 4	4 3 2	6 1 4	8 2 2	7 1 1	6 1 1	6 4 2	4 6 2	3 2 3	2 3 1	2 1 1	2 1 1	2 1 1	2 1 1	2	98
4 1 7	10 4 9 1	14 6 9	13 3 3	10 5 12 3	22 1 17 2	28 5 27 1	34 1 45 5	49 1 64 1	67 2 90 3	81 2 114 2	55 2 100 1	31 1 69 1	7 1 13 1	1 2 5 1	1	99a
15 2 15 1	22 1 13 6	24 3 8 4	37 8 14 3	36 5 20 1	56 3 27 1	75 7 52 4	94 3 92 1	124 4 138 1	149 2 190 1	136 2 188 4	72 2 98 1	31 2 41 2	9 3 13 3	2 1 1 1	1	99b
3 4 2	6 3 5 3	9 3 4 3	12 1 8 3	15 4 5 5	14 5 12 3	22 2 21 6	30 1 29 1	35 1 36 3	49 3 58 3	49 2 79 3	58 5 67 1	19 4 42 1	4 2 10 2	2 2 2 1	2	99c,d
263 59 205 41	386 69 268 52	432 61 249 51	454 86 274 58	530 79 386 53	590 67 455 58	739 58 620 50	871 48 875 48	1,094 38 1,138 52	1,105 43 1,382 26	984 18 1,210 22	617 26 826 20	210 5 322 11	50 2 77 2	6 1 20 10	14 9 14 3	100a
1 1 4	1 2 1 1	2 1 2 3	3 9 1 1	9 1 1 1	8 1 4 7	8 1 1 7	9 1 10 15	16 14 24 22	14 14 24 22	12 1 22 15	7 7 15 10	2 2 10 2	2 2 2 1	2 2 2 1	2	100b
1,137 397 788 228	1,699 487 945 268	1,967 472 915 210	2,095 451 857 231	2,103 355 1,001 180	1,993 243 1,166 162	2,028 176 1,334 119	2,085 145 1,631 111	1,782 108 1,563 72	1,504 73 1,421 70	1,006 63 1,064 45	487 38 563 21	129 11 187 12	30 4 49 7	2 2 8 8	22 18 9 7	101a
43 13 22 21	41 25 31 22	55 26 26 18	60 21 26 22	67 22 35 19	77 14 24 13	52 14 40 13	79 22 50 9	75 18 70 16	77 11 77 9	75 12 97 10	45 11 50 2	22 3 27 5	3 5 5 3	1 2 2 1	5 4 4 1	101b
76 6 36 19	80 17 45 9	89 17 34 9	117 18 36 10	98 13 32 4	124 12 34 5	109 8 55 8	79 5 46 7	70 4 52 4	44 4 54 2	21 2 35 2	17 1 18 1	3 3 3 1	1 1 1 1	1 1 1 1	1	102
2 5	8 6	8 7 5	13 2 8 4	11 10 2	15 15 3	14 17 2	20 27 1	48 64 4	66 109 2	117 120 2	75 122 3	29 87 2	6 19 1	2 6 1	3 1 1	103
5 1 3	10 3 7 3	11 4 4	17 1 1 4	15 1 1 1	9 4 4	4 1 1	14 3 3	6 6 3	2 2 3	2 2 4	4 4 4	4 4 4	4 4 4	4 4 4	4	104
18 7 25 6	29 12 46 6	33 19 38 12	56 19 52 11	81 12 55 13	102 9 66 12	92 7 68 14	126 8 83 6	112 5 93 9	71 3 82 5	47 3 77 3	38 2 28 4	7 1 9 3	1 1 1 1	1 1 1 1	1	105

MORTALITY STATISTICS—APPENDIX

TABLE 1.—DEATHS (EXCLUSIVE OF STILLBIRTHS) FROM EACH CAUSE, BY AGE, SEX, AND COLOR,

List No.	CAUSE OF DEATH, SEX, AND COLOR	All deaths	Under 1 year	1 year	2 years	3 years	4 years	Under 5 years	5 to 9 years	10 to 14 years	15 to 19 years	20 to 24 years	25 to 29 years
	V.—Diseases of the respiratory system—Continued.												
106	Pulmonary emphysema:												
	Males.....White.....	76	4			1		5					2
	Colored.....	13	1					1		2	1		
	Females.....White.....	36								1	1	1	
	Colored.....	9	1					1					
107	Other diseases of the respiratory system (tuberculosis excepted):												
	Males.....White.....	699	29	6	3	4	1	43	7	5	16	17	21
	Colored.....	116	7	2	2			11			3	8	11
	Females.....White.....	280	25	3	1	2	3	34	9	5	10	17	15
	Colored.....	72	7		2			9	5	3	3	9	8
	VI.—Diseases of the digestive system:												
	Male.....White.....	41,559	8,238	2,220	856	536	400	12,250	1,210	955	1,155	1,104	1,179
	Colored.....	5,405	1,509	533	183	53	38	2,296	114	100	161	214	240
	Female.....White.....	33,347	5,991	1,840	714	442	348	9,335	1,099	796	807	841	969
	Colored.....	4,590	1,210	426	114	41	35	1,826	115	82	143	231	289
108	Diseases of the mouth and annexa:												
	Males.....White.....	402	30	7	5	3	3	48	21	7	9	23	13
	Colored.....	63	7		1			8			2	4	3
	Females.....White.....	284	28	9	1	6	3	47	13	8	10	12	14
	Colored.....	42	4	1	1			6	2			6	3
109a	Adenoid vegetations:												
	Males.....White.....	4	1	2	1			4					
	Females.....White.....	3		1				1		1			
109b	Other diseases of the pharynx, tonsils:												
	Males.....White.....	1,688	122	87	66	73	72	420	221	104	102	95	112
	Colored.....	171	13	8	8	9	3	41	21	7	8	13	18
	Females.....White.....	1,684	67	56	66	55	55	299	231	106	112	117	106
	Colored.....	227	17	6	5	5	8	41	27	12	17	23	25
110	Diseases of the esophagus:												
	Males.....White.....	69	10	1				11	1		1		
	Colored.....	11		2				2					
	Females.....White.....	35	3	4				7				2	1
	Colored.....	3		1				1				1	
111a	Ulcer of the stomach:												
	Males.....White.....	3,033	5	1	1			7	2		17	54	113
	Colored.....	237								1	8	8	18
	Females.....White.....	1,044	2	2	1		1	6	4	6	11	30	19
	Colored.....	170									6	15	16
111b	Ulcer of the duodenum:												
	Males.....White.....	1,555	3			1	1	5			9	43	80
	Colored.....	74									3	2	9
	Females.....White.....	367	2					2		2	3	12	7
	Colored.....	23			1			1			1	1	
112	Other diseases of the stomach (cancer excepted):												
	Males.....White.....	1,734	386	67	40	19	9	521	20	7	15	18	23
	Colored.....	509	97	23	13	4	2	139	6	8	8	15	17
	Females.....White.....	1,326	289	50	23	19	6	387	23	7	11	18	10
	Colored.....	517	76	11	6	1	1	95	10	9	4	29	26
113	Diarrhea and enteritis (under 2 years):												
	Males.....White.....	8,775	6,925	1,850				8,775					
	Colored.....	1,769	1,290	479				1,769					
	Females.....White.....	6,753	5,189	1,564				6,753					
	Colored.....	1,426	1,042	384				1,426					
114	Diarrhea and enteritis (2 years and over):												
	Males.....White.....	2,332			553	258	155	966	165	41	26	36	39
	Colored.....	438			123	31	14	168	24	10	9	20	12
	Females.....White.....	2,384			481	211	106	798	138	35	27	38	40
	Colored.....	406			85	24	15	124	28	3	13	16	18
115	Ankylostomiasis:												
	Males.....White.....	8		1				2	2	3			
	Colored.....	2										1	
	Females.....White.....	3								1			
	Colored.....	1						1					
116	Diseases due to other intestinal parasites:												
	Males.....White.....	28		3	7	3	4	17	1	1	2	1	1
	Colored.....	14		2	2	1	1	6	7			1	
	Females.....White.....	45	1	8	5	4	3	21	6	3		1	1
	Colored.....	17	2	4	4	3	1	14	3				
117	Appendicitis and typhlitis:												
	Males.....White.....	8,117	29	54	107	112	115	417	598	686	813	623	559
	Colored.....	751	4		1	5	6	16	42	56	86	97	82
	Females.....White.....	5,469	12	39	70	93	117	331	543	618	470	361	355
	Colored.....	484	2		2	3	5	12	32	35	53	63	60
118a	Hernia:												
	Males.....White.....	1,918	69	10	8	4	1	92	10	2	11	27	32
	Colored.....	228	21	5	1	1	3	31		1	2	4	19
	Females.....White.....	1,527	12	1		2		15	2	1	6	8	15
	Colored.....	101	4	1	3	1		9	1			2	5
118b	Intestinal obstruction:												
	Males.....White.....	2,868	496	96	42	33	25	692	92	47	83	76	60
	Colored.....	385	50	7	7	1	2	67	9	6	17	24	28
	Females.....White.....	2,825	275	65	27	23	22	412	47	36	53	70	101
	Colored.....	438	40	10	2		4	56	9	7	19	28	46
119	Other diseases of the intestines:												
	Males.....White.....	544	34	3	6	2	3	48	12	10	13	16	16
	Colored.....	76	7	4	1		1	13	1		1	5	6
	Females.....White.....	419	26	8	3		4	47	7	8	9	13	14
	Colored.....	96	11		1	1	1	13	1		2	7	15
120	Acute yellow atrophy of the liver:												
	Males.....White.....	146	4		1		1	6	2	2	4	5	14
	Colored.....	16	1				1	2			1	3	1
	Females.....White.....	301	6	2	1	1	1	11	5	2	17	25	40
	Colored.....	28		1				1	1		2	4	4
121	Hydatid tumor of the liver:												
	Males.....White.....	16										1	2
	Colored.....	10											2
	Females.....White.....												
	Colored.....	2								1			

427

30 to 34 years	35 to 39 years	40 to 44 years	45 to 49 years	50 to 54 years	55 to 59 years	60 to 64 years	65 to 69 years	70 to 74 years	75 to 79 years	80 to 84 years	85 to 89 years	90 to 94 years	95 to 99 years	100 years and over	Age un- known	List No.
1	3	3	5	4	6	7	8	16	7	7	1	1				106
1	2	1	2	1	3	3	3	5	5	6	1	1				107
27	38	70	88	84	73	60	71	39	21	14	4	1			1	108
9	19	14	16	5	8	2	3	2	2	1	2	1				109a
21	9	16	20	15	17	14	20	16	20	15	5	2				109b
6	5	5	2	1	3	7	2	3			1					110
1,426	1,952	2,219	2,470	2,754	2,701	2,604	2,581	2,034	1,511	905	391	99	27	2	30	111a
248	260	293	322	324	227	188	140	99	70	49	33	5	4	3	15	111b
1,245	1,490	1,628	1,797	2,052	2,087	2,112	2,067	1,728	1,487	984	573	186	46	7	11	112
255	282	242	274	237	144	165	73	69	59	38	26	11	9	8	12	113
15	29	26	38	42	27	32	32	16	13	8	1	2				114
12	2	4	5	7	1	3	5	5			1					115
11	23	19	22	21	21	20	15	8	6	4	6	3	1			116
4	2	5	3	4	2	2				1	2					117
		1														118a
85	94	84	73	63	56	51	35	26	31	20	9	2	1		4	118b
11	11	10	5	6	8	5	5	1	1							119
105	85	83	96	76	64	58	45	32	30	18	12	8			1	120
17	17	14	12	6	2	5	3	4	1			1				121
1	1	8	7	7	5	7	3	11	2	5	1					122
2	1	2	1	3	1	1	1	2	5	4	1					123
1			2			4	2									124
188	260	347	385	376	321	276	278	198	118	54	30	4	1		2	125
23	26	24	37	36	21	16	10	3	1	1	3				1	126
48	65	74	88	112	105	93	104	90	85	59	35	9	1		2	127
12	12	17	21	19	20	12	5	5	4	3	1					128
116	160	191	161	200	167	161	120	80	39	17	3	2			1	129
7	8	10	11	9	3	5	3	3	1							130
21	22	41	39	40	41	33	32	29	30	7	6					131
2	3	5	6	1	2		1									132
33	60	63	91	116	133	121	119	123	107	88	51	16	6		3	133
27	34	39	37	53	32	20	22	13	15	9	6	3	1		5	134
12	32	35	35	38	72	66	103	117	124	95	85	34	17	4	1	135
32	39	39	50	55	32	28	12	14	16	11	6	4	1	3		

MORTALITY STATISTICS—APPENDIX

TABLE 1.—DEATHS (EXCLUSIVE OF STILLBIRTHS) FROM EACH CAUSE, BY AGE, SEX, AND COLOR

List No.	CAUSE OF DEATH, SEX, AND COLOR		All deaths	Under 1 year	1 year	2 years	3 years	4 years	Under 5 years	5 to 9 years	10 to 14 years	15 to 19 years	20 to 24 years	25 to 29 years
	VI.—Diseases of the digestive system—Continued.													
122	Cirrhosis of the liver:													
	Males	White	4,805	3	3	1	1	2	10	10	17	9	23	38
		Colored	377	2				1	3	2	5	1	2	10
	Females	White	2,480	4	2	4	2	3	15	5	7	7	16	34
		Colored	222			1			1		1	7	10	16
123	Biliary calculi:													
	Males	White	1,077								2	2	10	8
		Colored	21									1		
	Females	White	2,334								1	5	29	84
		Colored	63								1	1	1	3
124	Other diseases of the liver:													
	Males	White	1,602	33	13	4	7	2	59	16	8	17	26	44
		Colored	164	8	2	3		2	15		2	3	9	8
	Females	White	2,488	18	7	7	3	3	38	14	10	23	30	70
		Colored	190	6	6				12		6	8	14	22
125	Diseases of the pancreas:													
	Males	White	281	1			1		2		1		6	11
		Colored	9										1	2
	Females	White	531					1	1	2	4	7	8	15
		Colored	12									1	1	1
126	Peritonitis without specified cause:													
	Males	White	557	87	22	14	19	6	148	37	15	22	21	14
		Colored	90	9	1	3	1	2	16	1	4	11	5	7
	Females	White	735	57	22	25	17	23	144	57	40	35	51	41
		Colored	121	5	1	4	2		12	1	7	9	10	29
127	Other diseases of the digestive system (cancer and tuberculosis excepted):													
	Females	Colored	1	1					1					
	VII.—Nonvenereal diseases of the genito-urinary system and annexa:													
	Males	White	52,093	305	64	73	62	40	544	208	191	295	414	492
		Colored	7,364	53	30	14	13	5	115	34	31	58	101	145
	Females	White	45,007	195	69	52	49	28	393	194	244	382	665	818
		Colored	6,783	28	21	12	3	10	74	39	35	128	250	333
128	Acute nephritis (including unspecified under 10 years):													
	Males	White	1,983	157	30	37	48	20	292	89	52	64	84	69
		Colored	570	35	21	13	6	5	80	20	15	19	25	21
	Females	White	1,401	73	31	21	29	7	161	79	55	49	57	64
		Colored	526	17	15	10	1	6	49	25	14	26	38	43
129	Chronic nephritis (including unspecified 10 years and over):													
	Males	White	42,507	5	11	19	8	11	54	86	127	204	289	379
		Colored	5,926	2	2	1	3		8	12	14	32	65	105
	Females	White	37,712	3	5	10	10	13	41	88	159	211	317	367
		Colored	5,056	1	1	1	1	1	5	8	15	44	99	149
131	Other diseases of the kidneys and annexa:													
	Males	White	1,264	100	20	16	6	8	150	27	11	24	28	22
		Colored	186	13	6		2		21	2	2	5	4	9
	Females	White	1,203	113	32	21	10	8	184	24	22	31	43	44
		Colored	144	9	5	1	1	3	19	6	3	10	17	14
132	Calculi of the urinary passages:													
	Males	White	487	1					1	1	1	2	4	11
		Colored	23									2	1	
	Females	White	274								1	5	4	12
		Colored	12									1	2	1
133	Diseases of the bladder:													
	Males	White	453	3					3	2		1	3	5
		Colored	86				1		1				1	2
	Females	White	166		1				1	1			3	1
		Colored	16	1					1				1	1
134	Diseases of the urethra, etc.:													
	Males	White	227	2					2	1			4	1
		Colored	126	1					1				5	6
	Females	White	12	1					1				1	1
		Colored	2											
135	Diseases of the prostate:													
	Males	White	5,087										1	3
		Colored	431											2
136	Nonvenereal diseases of the male genital organs:													
	Males	White	83	35	3	1		1	40	2			1	2
		Colored	16	2	1		1		4				1	1
137	Cysts, other benign tumors of the ovary:													
	Females	White	671							1		9	38	49
		Colored	71									4	4	8
138	Salpingitis and pelvic abscess (female):													
	Females	White	1,269							1	6	55	155	190
		Colored	386								1	34	66	64
139	Benign tumors of the uterus:													
	Females	White	1,624									6	9	25
		Colored	441									1	7	34
140	Nonpuerperal uterine hemorrhage:													
	Females	White	38									3	5	3
		Colored	17									1	1	2
141	Other diseases of the female genital organs:													
	Females	White	624								1	13	33	59
		Colored	109								2	7	15	15
142	Nonpuerperal diseases of the breast (cancer excepted):													
	Males	White	2	2					2					2
	Females	White	13	5					5					2
		Colored	3											2

429

30 to 34 years	35 to 39 years	40 to 44 years	45 to 49 years	50 to 54 years	55 to 59 years	60 to 64 years	65 to 69 years	70 to 74 years	75 to 79 years	80 to 84 years	85 to 89 years	90 to 94 years	95 to 99 years	100 years and over	Age un- known	List No.
86 21 53 8	194 28 123 25	320 46 189 22	456 51 206 26	575 62 269 25	667 44 269 16	657 33 297 25	698 26 339 11	493 17 246 14	326 14 211 8	163 2 126 3	47 6 61 2	13 1 13 1	1 1 3 1	1 1 1 1	1 3 1 1	122
16 3 125 5	46 3 181 3	72 1 229 6	81 2 249 5	133 3 330 13	131 2 373 6	168 2 378 4	156 3 338 6	98 228 2	96 171 5	44 66 1	10 34 1	2 10 3	3 3 3	1 1 1	2 1 1	123
72 17 108 16	82 16 165 21	123 15 173 16	143 16 215 20	148 18 258 19	164 14 255 6	160 12 272 10	168 8 254 4	156 5 226 9	106 3 185 3	62 3 125 1	40 3 58 3	8 1 8 1	1 1 1 1	1 1 1 1	1 1 1 1	124
30 1 20 2	32 2 20 4	28 1 28 2	22 1 39 2	34 1 39 1	25 1 48 3	31 1 43 1	25 1 32 1	15 1 12 1	12 1 7 1	2 4 4 1	5 1 1 1	1 1 1 1	1 1 1 1	1 1 1 1	1 1 1 1	125
14 5 73 11	28 4 51 15	38 5 37 4	33 10 43 7	31 6 41 4	28 3 26 3	23 6 27 7	35 2 17 2	28 2 21 2	19 1 12 8	12 1 8 8	9 1 8 8	1 1 2 2	1 1 1 1	1 1 1 1	1 1 1 1	126
654 255 1,263 471	1,093 326 1,791 616	1,625 451 2,329 685	2,320 672 2,609 672	3,189 877 2,983 698	4,386 823 3,436 557	5,628 798 4,342 547	7,237 737 5,354 495	8,068 668 5,789 377	7,431 509 5,523 282	4,990 385 3,894 238	2,486 176 2,151 115	665 79 656 75	119 42 138 29	16 34 17 29	42 48 36 38	127
90 44 84 46	116 42 78 54	127 44 93 52	152 66 87 40	144 54 91 39	115 45 76 32	122 31 82 24	117 21 78 16	108 13 84 7	106 8 69 7	78 11 57 3	33 4 31 3	17 1 23 1	4 1 3 3	1 1 1 1	4 5 6 6	128
490 184 620 233	857 239 980 347	1,362 357 1,424 460	1,956 539 1,782 523	2,768 733 2,382 598	3,831 695 3,028 489	4,781 685 3,979 502	6,021 621 5,007 463	6,611 565 5,495 361	6,032 438 5,277 266	4,000 323 3,726 231	1,999 141 2,044 108	518 72 613 73	93 32 128 29	12 29 16 28	37 37 28 25	129
42 4 64 18	63 14 81 8	62 16 64 12	79 20 71 5	94 19 70 7	95 17 89 8	110 12 78 6	116 5 101 3	129 11 79 1	97 8 71 2	66 7 43 1	36 6 28 1	13 2 10 1	2 2 4 1	1 1 1 1	2 2 2 2	131
16 1 20 1	38 1 25 1	34 2 20 2	35 4 22 2	40 6 33 3	61 4 26 3	67 1 28 1	41 1 24 1	67 2 25 1	42 1 13 1	16 10 10 1	5 5 5 1	4 4 4 1	1 1 1 1	1 1 1 1	1 1 1 1	132
5 3 5 2	1 4 3 1	8 1 6 1	13 6 4 2	16 11 4 1	17 10 12 1	24 7 15 1	36 7 10 1	62 10 22 1	74 8 28 2	86 7 21 2	62 6 21 2	31 2 6 1	3 2 1 1	1 1 1 1	1 1 1 1	133
2 14 1	10 16 2	17 16 1	26 25 1	28 13 2	27 8 1	34 6 1	29 6 1	15 7 1	18 1 1	8 1 1	3 1 1	1 1 1	1 1 1	1 1 1	1 1 1	134
9 4	8 6	10 13	51 13	93 40	239 44	485 56	873 77	1,068 60	1,062 45	736 35	347 19	81 3	17 5	3 4	1 5	135
1																

TABLE 1.—DEATHS (EXCLUSIVE OF STILLBIRTHS) FROM EACH CAUSE, BY AGE, SEX, AND COLOR,

List No.	CAUSE OF DEATH, SEX, AND COLOR	All deaths	Under 1 year	1 year	2 years	3 years	4 years	Under 5 years	5 to 9 years	10 to 14 years	15 to 19 years	20 to 24 years	25 to 29 years
	VIII.—The puerperal state:												
	Females..... White.....	10, 676								12	1, 012	2, 159	2, 267
	Colored.....	2, 210								23	434	491	440
143	Accidents of pregnancy:												
	Females..... White.....	1, 153									67	184	264
	Colored.....	201									21	37	50
144	Puerperal hemorrhage:												
	Females..... White.....	1, 180									47	151	226
	Colored.....	187								3	13	32	36
145	Other accidents of labor:												
	Females..... White.....	1, 277									89	202	284
	Colored.....	292								2	54	59	63
146	Puerperal septicemia:												
	Females..... White.....	3, 926									398	924	903
	Colored.....	801								6	162	194	165
147	Puerperal phlegmasia alba dolens, embolus, etc.:												
	Females..... White.....	495								1	26	94	106
	Colored.....	46									3	7	15
148	Puerperal albuminuria and convulsions:												
	Females..... White.....	2, 601								5	383	596	474
	Colored.....	677								12	180	162	109
149	Following childbirth (undefined):												
	Females..... White.....	34									2	5	8
	Colored.....	5									1		2
150	Puerperal diseases of the breast:												
	Females..... White.....	10										3	2
	Colored.....	1											
	IX.—Diseases of the skin and of the cellular tissue:												
	Males..... White.....	1, 493	228	16	8	8	9	269	23	30	39	36	39
	Colored.....	178	22	1	1			24	3		3	3	11
	Females..... White.....	1, 127	141	16	13	9	4	183	23	24	40	44	39
	Colored.....	153	10	1	1			12	2	2	2	2	10
151	Gangrene:												
	Males..... White.....	542	10	2	1	2	3	18	4	2	2		3
	Colored.....	77	1					1	1				5
	Females..... White.....	383	2	3	6	2		13	2	2	3	1	
	Colored.....	69							2				4
152	Furuncle:												
	Males..... White.....	325	21	3		3		27	3	13	20	13	18
	Colored.....	16	2					2			1		
	Females..... White.....	182	19			1	1	21	2	7	13	22	14
	Colored.....	17	1					1					1
153	Acute abscess:												
	Males..... White.....	363	72	7	4	3	6	92	14	13	11	19	16
	Colored.....	50	7		1			8	2		1	2	5
	Females..... White.....	246	47	6	4	6	2	65	13	10	13	9	14
	Colored.....	35	4	1				5		2		2	2
154	Other diseases of the skin and annexa:												
	Males..... White.....	263	125	4	3			132	2	2	6	4	2
	Colored.....	35	12	1				13			1	1	1
	Females..... White.....	316	73	7	3		1	84	6	5	11	12	11
	Colored.....	32	5		1			6			2		3
	X.—Diseases of the bones and of the organs of locomotion:												
	Males..... White.....	771	34	20	15	12	16	97	102	104	65	36	26
	Colored.....	82	5	5	2	2	1	15	6	6	7	3	4
	Female..... White.....	437	26	12	11	18	11	78	48	54	20	8	16
	Colored.....	46	4	3		1		8	2	3	5	3	2
155	Diseases of the bones (tuberculosis excepted):												
	Males..... White.....	642	24	18	13	12	14	81	88	89	57	30	24
	Colored.....	66	3	5	2	2		12	4	5	7	1	4
	Females..... White.....	337	17	11	11	15	11	65	47	46	13	4	12
	Colored.....	25	2	2		1		5	1	3	2	2	2
156	Diseases of the joints (tuberculosis and rheumatism excepted):												
	Males..... White.....	114	8	2	2		1	13	14	14	7	5	2
	Colored.....	15	2				1	3	2	1		2	
	Females..... White.....	78	7	1		3		11	1	7	7	4	4
	Colored.....	18	2	1				3	1		3	1	
157	Amputations:												
	Males..... White.....	1											
	Colored.....	1											
	Females..... White.....	1											
	Colored.....	1											
158	Other diseases of the organs of locomotion:												
	Males..... White.....	14	2				1	3		1	1	1	
	Colored.....	21	2					2		1			
	Females..... White.....	2											
	Colored.....	2											
	XI.—Malformations:												
	Male..... White.....	6, 313	5, 754	182	70	40	24	6, 070	91	55	47	19	9
	Colored.....	331	280	15	4	6	4	309	11	4	4	2	
	Females..... White.....	5, 008	4, 537	150	61	36	23	4, 807	83	41	33	9	10
	Colored.....	230	190	16	5	4	4	219	5		2	1	
159a	Congenital hydrocephalus:												
	Males..... White.....	635	465	68	25	12	7	577	26	16	11	1	2
	Colored.....	49	30	6	3	1	2	42	3	2	2		
	Females..... White.....	571	463	33	18	13	5	532	22	8	3	1	1
	Colored.....	30	16	6	2	3	2	29	1				
159b	Congenital malformations of the heart:												
	Males..... White.....	3, 604	3, 337	71	27	15	11	3, 461	52	27	30	16	5
	Colored.....	171	152	6	1	4		163	6		1	1	
	Females..... White.....	2, 660	2, 410	79	29	18	8	2, 544	42	25	25	7	7
	Colored.....	121	107	8	1		1	117	1		2		
159c	Other congenital malformations:												
	Males..... White.....	2, 074	1, 952	43	18	13	6	2, 032	13	12	6	2	2
	Colored.....	111	98	3		1	2	104	2	2	1	1	
	Females..... White.....	1, 777	1, 664	38	14	5	10	1, 731	19	8	5	1	2
	Colored.....	79	67	2	2	1	1	73	3			1	

431

[illegible]

MORTALITY STATISTICS—APPENDIX

TABLE 1.—DEATHS (EXCLUSIVE OF STILLBIRTHS) FROM EACH CAUSE, BY AGE, SEX, AND COLOR,

List No.	CAUSE OF DEATH, SEX, AND COLOR	All deaths	Under 1 year	1 year	2 years	3 years	4 years	Under 5 years	5 to 9 years	10 to 14 years	15 to 19 years	20 to 24 years	25 to 29 years
	XII.—Early infancy:												
	Males.....White.....	26,742	26,742					26,742					
	Colored.....	3,448	3,448					3,448					
	Females.....White.....	19,143	19,143					19,143					
	Colored.....	2,727	2,727					2,727					
160	Congenital debility, icterus, sclerema:												
	Males.....White.....	2,539	2,539					2,539					
	Colored.....	592	592					592					
	Females.....White.....	1,836	1,836					1,836					
161a	Colored.....	451	451					451					
	Premature birth:												
	Males.....White.....	16,714	16,714					16,714					
	Colored.....	2,178	2,178					2,178					
	Females.....White.....	12,561	12,561					12,561					
161b	Colored.....	1,794	1,794					1,794					
	Injury at birth:												
	Males.....White.....	5,509	5,509					5,509					
	Colored.....	362	362					362					
	Females.....White.....	3,327	3,327					3,327					
162	Colored.....	257	257					257					
	Other diseases peculiar to early infancy:												
	Males.....White.....	1,942	1,942					1,942					
	Colored.....	301	301					301					
	Females.....White.....	1,387	1,387					1,387					
163	Colored.....	209	209					209					
	Lack of care:												
	Males.....White.....	38	38					38					
	Colored.....	15	15					15					
	Females.....White.....	32	32					32					
164	Colored.....	16	16					16					
	XIII.—Old age (senility):												
	Males.....White.....	3,315											
	Colored.....	767											
	Females.....White.....	4,442											
	Colored.....	838											
	XIV.—External causes:												
	Males.....White.....	65,151	836	735	613	672	650	3,506	2,792	2,418	3,796	4,853	4,653
	Colored.....	8,618	177	104	97	76	61	515	256	319	671	1,081	1,110
	Females.....White.....	23,674	673	571	459	458	433	2,594	1,356	678	1,043	1,215	1,013
	Colored.....	2,672	151	76	89	89	77	482	216	96	168	313	284
	Suicide:												
	Males.....White.....	10,413								22	195	445	676
	Colored.....	342									6	40	39
	Females.....White.....	3,044								13	163	308	298
165	Colored.....	113								1	10	18	29
	By poisons (gas or corrosives excepted)—												
	Males.....White.....	489								2	11	27	46
	Colored.....	15									2	1	2
	Females.....White.....	268								2	21	42	28
166	Colored.....	4										1	2
	By corrosive substances—												
	Males.....White.....	673								1	14	43	63
	Colored.....	19											1
	Females.....White.....	632								3	54	118	102
167	Colored.....	36								1	1	6	15
	By poisonous gas—												
	Males.....White.....	1,512								2	17	46	91
	Colored.....	28										4	2
	Females.....White.....	694								1	22	47	65
168	Colored.....	14									1	2	1
	By hanging or strangulation—												
	Males.....White.....	2,129								9	38	58	90
	Colored.....	53									1	3	5
	Females.....White.....	441									5	12	16
169	Colored.....	14									1	1	1
	By drowning—												
	Males.....White.....	441								1	4	17	18
	Colored.....	23										2	4
	Females.....White.....	238									8	12	11
170	Colored.....	9										1	2
	By firearms—												
	Males.....White.....	4,072								7	106	226	313
	Colored.....	150									3	22	22
	Females.....White.....	433								5	48	57	57
171	Colored.....	22									6	5	5
	By cutting or piercing instruments—												
	Males.....White.....	639									1	11	26
	Colored.....	28										5	1
	Females.....White.....	108								2		1	3
172	Colored.....	4											1
	By jumping from high places—												
	Males.....White.....	290									4	10	19
	Colored.....	16										2	2
	Females.....White.....	179									1	12	13
173	Colored.....	7										2	
	By crushing—												
	Males.....White.....	97										3	8
	Colored.....	7										1	
	Females.....White.....	22									3	2	3
174	Colored.....	2											2
	By other means—												
	Males.....White.....	71										4	2
	Colored.....	3											
	Females.....White.....	29									1	5	
	Colored.....	1									1		
	Homicide:												
	Males.....White.....	3,528	56	6	6	5	9	82	24	28	160	400	514
	Colored.....	2,703	9				1	10	6	23	172	468	529
	Females.....White.....	955	55	8	7	6	2	78	23	11	88	149	130
	Colored.....	605	5	1	1	1		8	6	10	55	163	149

433

[illegible]

MORTALITY STATISTICS—APPENDIX

TABLE 1.—DEATHS (EXCLUSIVE OF STILLBIRTHS) FROM EACH CAUSE, BY AGE, SEX, AND COLOR,

List No.	CAUSE OF DEATH, SEX, AND COLOR	All deaths	Under 1 year	1 year	2 years	3 years	4 years	Under 5 years	5 to 9 years	10 to 14 years	15 to 19 years	20 to 24 years	25 to 29 years
	XIV.—External causes—Continued.												
197	Homicide—Continued.												
	By firearms—												
	Males.....	2,531		2	1	1	3	7	7	20	126	316	414
	White.....	1,893							4	17	117	340	375
	Colored.....	444	2	2	2	2		8	10	7	41	63	55
	Females.....	347	1					1	4	7	33	92	86
	White.....												
	Colored.....												
198	By cutting or piercing instruments—												
	Males.....	344	1		1	1	1	4	4	4	14	46	48
	White.....	536	1					1		2	45	99	107
	Colored.....	70	1					1	3	2	4	2	10
	Females.....	147		1				1			11	48	37
	White.....												
	Colored.....												
199	By other means—												
	Males.....	653	55	4	4	3	5	71	13	4	20	38	52
	White.....	274					1	9	2	4	10	29	47
	Colored.....	441	52	6	5	4	2	69	10	2	43	84	65
	Females.....	111	4		1	1		6	2	3	11	23	26
	White.....												
	Colored.....												
	Accidental, other, or undefined:												
	Males.....	51,210	780	729	607	667	641	3,424	2,768	2,368	3,441	4,008	3,463
	White.....	5,573	168	104	97	76	60	505	250	296	493	573	542
	Colored.....	19,675	618	563	452	452	431	2,516	1,333	654	792	758	585
	Females.....	1,954	146	75	88	88	77	474	210	85	103	132	106
	White.....												
	Colored.....												
175	Poisoning by food—												
	Males.....	277	30	19	18	9	11	87	27	11	13	10	8
	White.....	50	2	5	1	2	3	13	1	1	3	2	1
	Colored.....	243	27	22	10	3	13	75	12	6	8	3	11
	Females.....	51	4	2			2	8	4	1	2	3	3
	White.....												
	Colored.....												
176	Poisoning by venomous animals—												
	Males.....	31	3	1	1	1		6	3	3	1		2
	White.....	9	1					1	1	2		1	1
	Colored.....	33	4	4	3	1	1	13	1	3	3		
	Females.....	5							1	1			1
	White.....												
	Colored.....												
177	Other acute poisonings (gas excepted)—												
	Males.....	833	18	111	50	30	22	231	23	6	14	26	26
	White.....	107	6	16	11	6	2	41	10	2		6	7
	Colored.....	450	17	88	37	20	15	177	9	4	13	37	44
	Females.....	83	6	13	9	6	2	36	5	3	4	8	10
	White.....												
	Colored.....												
178	Conflagration—												
	Males.....	768	25	15	26	22	36	124	51	24	36	41	63
	White.....	170	15	10	8	9	4	46	11	9	9	12	8
	Colored.....	445	22	19	10	24	20	95	61	21	26	35	25
	Females.....	106	12	5	7	5	6	35	15	7	2	5	4
	White.....												
	Colored.....												
179	Burns (conflagration excepted)—												
	Males.....	2,055	74	215	182	154	107	732	165	73	71	100	103
	White.....	389	20	38	48	24	20	150	31	12	11	18	13
	Colored.....	2,217	64	174	187	175	167	767	291	80	65	68	71
	Females.....	513	14	28	45	48	44	179	84	20	20	22	16
	White.....												
	Colored.....												
180	Mechanical suffocation—												
	Males.....	482	288	4	1		2	295	10	20	9	15	16
	White.....	101	65					65	2	2	2	3	8
	Colored.....	249	217	4	1		2	224	4		2	3	2
	Females.....	67	64	1				65				1	
	White.....												
	Colored.....												
181	Absorption of irrespirable, irritating, or poisonous gas—												
	Males.....	1,719	9	3	11	5	3	31	17	12	37	86	99
	White.....	86	2			1		3	1	1	3	5	8
	Colored.....	632	6	8	1	3	2	20	8	7	26	40	26
	Females.....	24				1		1	1	1	1	1	2
	White.....												
	Colored.....												
182	Drowning—												
	Males.....	5,429	17	116	85	61	63	342	546	667	745	543	391
	White.....	336	3	9	6	5	6	29	48	92	150	117	77
	Colored.....	818	14	66	38	19	16	153	109	123	99	65	59
	Females.....	141	6	5	8	4	3	26	14	10	14	17	8
	White.....												
	Colored.....												
183	Traumatism by firearms (except in war)—												
	Males.....	1,559	6	3	4	12	22	47	95	224	340	172	108
	White.....	369	1	2	2	4	3	12	17	32	81	58	29
	Colored.....	174	2	4	5	5	5	21	23	23	27	21	13
	Females.....	88		1	2	3	4	10	8	9	15	17	9
	White.....												
	Colored.....												
184	Traumatism by cutting or piercing instruments—												
	Males.....	397	7	7	2	4	6	26	18	10	19	14	17
	White.....	53	1	1		2		4	2	2	4	6	5
	Colored.....	130	4	2		4	3	13	5	1	3	3	5
	Females.....	24		1				1		1	1	1	1
	White.....												
	Colored.....												
185	Traumatism by fall—												
	Males.....	7,039	56	64	32	43	38	233	138	151	174	201	239
	White.....	415	13	7	7	3	3	33	10	15	15	19	34
	Colored.....	6,768	38	43	32	21	18	152	63	37	26	41	34
	Females.....	206	9	7	2	5		23	7	4	7	7	9
	White.....												
	Colored.....												
186a	Traumatism in mines—												
	Males.....	1,718							2	1	99	209	192
	White.....	132									2	21	31
	Colored.....												
186b	Traumatism in quarries—												
	Males.....	89								1	4	11	4
	White.....	10										2	2
	Colored.....	2											
	Females.....								1	1			
187	Traumatism by machines—												
	Males.....	1,617		2	6	7	7	22	24	31	118	142	156
	White.....	180							1	7	20	26	31
	Colored.....	62		2	1	2		5	6	1	6	5	3
	Females.....	3						1	1	1			
	White.....												
	Colored.....												
188a	Railroad accidents—												
	Males.....	4,497	5	15	22	12	11	65	109	91	283	386	351
	White.....	504	1	1				2	3	9	48	64	73
	Colored.....	831	8	11	12	14	6	51	44	33	92	53	46
	Females.....	60			1	1	1	3	4	1	7	6	3
	White.....												
	Colored.....												
	Collision with automobiles—												
	Males.....	1,250	4	7	16	6	6	39	41	29	97	156	110
	White.....	63	1					1	1	1	8	5	7
	Colored.....	520	7	6	7	13	6	39	34	21	69	45	31
	Females.....	14						1			3	1	1
	White.....												
	Colored.....												
	Other railroad accidents—												
	Males.....	3,247	1	8	6	6	5	26	68	62	186	230	241
	White.....	441						1	2	8	40	59	66
	Colored.....	311	1	5	5	1		12	10	12	23	8	15
	Females.....	46			1	1		2	4	1	4	5	2

CAUSES OF DEATH, BY AGE, SEX, AND COLOR

435

IN THE REGISTRATION STATES OF 1920 (INCLUDING DISTRICT OF COLUMBIA): 1928—Continued

30 to 34 years	35 to 39 years	40 to 44 years	45 to 49 years	50 to 54 years	55 to 59 years	60 to 64 years	65 to 69 years	70 to 74 years	75 to 79 years	80 to 84 years	85 to 89 years	90 to 94 years	95 to 99 years	100 years and over	Age un- known	List No.
405 318 60 51	357 290 70 38	285 162 41 21	204 114 36 7	137 67 21 2	118 35 15 3	58 19 5 1	33 11 8	23 5 3	3 1	6		2			10 18 1	197
47 105 14 19	55 74 9 16	43 46 8 10	31 23 9 1	21 18 2 3	12 8 3	5 4 2	4 1	3 1		1					3 2 1	198
52 35 50 11	70 41 38 10	69 27 22 9	70 27 13 2	50 16 18 1	41 11 7 3	46 4 6	16 5 7	16 1 2	16 3	2 1	2 2	2 2			3 4 1 2	199
3,331 462 587 87	3,736 507 628 102	3,787 400 643 98	3,654 420 744 77	3,406 304 828 99	3,033 194 796 63	2,719 152 1,037 64	2,440 128 1,198 56	1,972 91 1,446 41	1,560 63 1,695 41	1,130 43 1,671 39	554 24 1,159 22	211 7 452 12	37 2 109 5	8 7 19 8	160 110 25 30	
9 1 12 7	8 3 16 4	14 2 10 5	13 7 8 5	12 3 7 3	15 5 9 1	19 4 13 2	14 2 17 1	3 2 12 1	8 9	4 12 1		1 1	1		1 1	175
1	1	1	2	2	1	5	1	1	2	1	1	1				176
49 13 25 4	68 6 33 5	80 7 19 2	96 8 21 2	69 5 22 1	51 8 2	36 2 15 1	24 8	18 8	7 1	7 4	1 2				1	177
41 16 22 6	54 6 14 3	43 8 12 2	41 5 20 2	56 8 14 2	37 4 13 4	26 3 15 2	34 6 3 6	29 9 17 2	28 2 13 3	21 2 13 2	8 2 11 1	4 3 3 1	1 1	2 1	6 1 1 1	178
111 19 67 9	98 16 67 16	112 20 70 15	80 16 79 23	79 14 73 23	67 10 60 12	54 10 85 21	57 10 85 15	39 9 109 17	49 9 76 7	34 7 62 11	20 3 32 7	6 5	3 1	1 1	5 1 1 2	179
14 5 1	23 5 4	20 4	8 2	22 1 3	11 2 4	4 2	7	3	2	1					2	180
106 9 37 2	168 8 27 3	152 9 34 2	176 11 46 2	196 10 67 1	158 6 43	151 5 54 3	120 1 41 1	100 3 53 1	57 2 46 3	33 1 37	18 14	1 4	1	1		181
306 54 32 9	343 60 36 8	336 42 19 2	312 39 20 5	284 26 19 1	208 9 16 2	144 13 24 2	94 7 14 1	60 5 6	32 3 8 1	11 4 5 1	2 1	1			62 60 11 20	182
110 29 9 4	96 37 12 4	88 19 4 6	75 24 4	66 10 5 6	54 6 4	35 1 3	26 4	12 2 2	5 1 1	1 1 1	1				4 6 1	183
21 5 7	27 4 4 1	37 5 12 3	31 6 19 5	36 2 10 3	26 8 4	36 2 6 1	32 1 13 1	21 2 12	13 2 2	8 5	4 1 2		1			184
287 30 34 5	365 47 62 14	507 44 77 11	489 46 95 12	485 31 155 16	484 20 186 8	485 16 340 9	500 18 536 14	525 18 849 9	608 5 1,186 18	604 6 1,349 12	368 4 1,019 8	160 2 407 5	27 103 2	6 1 16 4	3 1 1 2	185
225 19 7 1	255 21 19	224 9 11 3	199 11 10 1	120 4 13 1	92 4 4	55 3 2	25 2 1	13 1 1	3 3	1 1		1			3 3	186a
181 21 4	176 18 2 1	149 15 4	128 17 5	152 5 9	135 8 2	81 1 3	67 4 1	31 3 3	16 1	6 1	1 1				2 2	187
400 73 58 4	452 70 54 4	457 44 63 7	442 39 64 2	355 24 58 2	279 18 48 6	261 9 59 3	254 2 42 1	144 5 24 2	80 4 24 1	39 3 12 1	13 1 4 1	7 1	1		28 13 1 2	188a
103 9 47 3	123 9 35 1	127 8 36 1	126 6 47 1	75 4 31	58 2 21 2	58 2 29	56 2 19	29 1 7	14 5	3 3	1				5 1 1	
297 64 11 1	329 61 19 3	330 36 27 6	316 33 17 1	280 20 17 2	221 18 27 4	203 7 30 3	198 2 23 1	115 4 17 2	66 4 19 1	36 3 9 1	12 1 4 1	7 1	1		23 12 2	

TABLE 1.—DEATHS (EXCLUSIVE OF STILLBIRTHS) FROM EACH CAUSE, BY AGE, SEX, AND COLOR,

List No.	CAUSE OF DEATH, SEX, AND COLOR	All deaths	Under 1 year	1 year	2 years	3 years	4 years	Under 5 years	5 to 9 years	10 to 14 years	15 to 19 years	20 to 24 years	25 to 29 years
	XIV.—External causes—Continued.												
	Accidental, other, or undefined—Contd.												
188b	Street-car accidents—												
	Males.....White.....	1,065	1	3	6	13	7	30	24	23	46	78	84
	Colored.....	63							2	1	5	3	7
	Females.....White.....	351	3	2	5	2	3	15	15	14	26	26	15
	Colored.....	18			1			1	1		1	1	3
	Collision with automobiles—												
	Males.....White.....	371	1	1	2	1	1	6	6	10	29	48	52
	Colored.....	16									1		3
	Females.....White.....	122	3		2		1	6	5	8	22	17	8
	Colored.....	5											1
	Other street-car accidents—												
	Males.....White.....	694		2	4	12	6	24	18	13	17	30	32
	Colored.....	47							2	1	4	3	4
	Females.....White.....	229		2	3	2	2	9	10	6	4	9	7
	Colored.....	13			1			1	1		1	1	2
188c	Automobile accidents (excluding collision with railroad trains and street cars)—												
	Males.....White.....	14,485	40	57	95	234	263	689	1,277	714	1,009	1,346	996
	Colored.....	1,199	4	2	6	16	17	45	82	67	78	121	124
	Females.....White.....	5,028	44	46	68	120	132	410	600	242	330	315	197
	Colored.....	368	3	2	6	10	11	32	52	20	20	27	30
188d	Airplane and balloon accidents—												
	Males.....White.....	375			1			1	1	4	32	99	101
	Colored.....	20					1	1		1	4	7	2
188e, f	Injuries by other vehicles—												
	Males.....White.....	935	7	9	11	9	12	48	44	46	97	104	67
	Colored.....	94	1		1	1		3	4	6	5	5	3
	Females.....White.....	108	4	2	4	4	7	21	13	9	7	6	3
	Colored.....	9		1				1			1		
188g	Landslide, other crushing—												
	Males.....White.....	492	2		1	2	1	6	9	17	25	44	51
	Colored.....	53	1		1			2	1		2	8	9
	Females.....White.....	18			2	1	2	5	2	1	2		3
	Colored.....	2						1					
189	Injuries by animals (not poisoning)—												
	Males.....White.....	367			5	7	3	15	22	27	17	11	11
	Colored.....	25							7	7	4	2	2
	Females.....White.....	49	1		3	4	2	10	2	1	1		
	Colored.....	3							1				
190	Wounds of war—												
	Males.....White.....	3											
192	Starvation (deprivation of food or water)—												
	Males.....White.....	12								1			
	Colored.....	1											
	Females.....White.....	1			1			1					
193	Excessive cold—												
	Males.....White.....	174	2					2				9	11
	Colored.....	48	1					1	3			2	4
	Females.....White.....	20								2			
	Colored.....	11								1			
194	Excessive heat—												
	Males.....White.....	364	31	4	1	3	1	40	5	2	2	10	10
	Colored.....	55	3			1		4		2	1	1	5
	Females.....White.....	116	19	2	5	4		30	1	1	2	1	2
	Colored.....	19	4	1				5	2	1	1	1	1
195	Lightning—												
	Males.....White.....	195				1		1	8	22	20	18	16
	Colored.....	50							4	8	8	4	4
	Females.....White.....	37				1		1	2	2	8	3	4
	Colored.....	14			1			1	1	3	1	4	
196	Other accidental electric shocks—												
	Males.....White.....	786	1	1			1	3	16	21	64	127	152
	Colored.....	46								5	4	1	7
	Females.....White.....	25				1		1	2	1		4	2
	Colored.....	1											
201	Fracture (cause not specified)—												
	Males.....White.....	314		1	1		3	5	7	2	8	14	14
	Colored.....	49	1					1		1	4	6	2
	Females.....White.....	188	2	1		1	1	5	5		1	1	1
	Colored.....	13									1	2	4
202	Other external violence—												
	Males.....White.....	3,133	158	79	46	38	22	343	127	164	158	192	175
	Colored.....	479	27	13	6	2	2	50	14	14	34	60	42
	Females.....White.....	660	122	63	27	23	15	250	49	40	15	19	17
	Colored.....	125	24	8	6	4	3	45	9	4	5	9	2
	XV.—Ill-defined diseases:												
	Males.....White.....	4,711	1,623	157	47	21	14	1,862	43	27	36	50	44
	Colored.....	4,255	1,739	183	63	27	25	2,037	59	36	67	85	97
	Females.....White.....	3,198	1,202	131	35	20	13	1,401	38	23	40	41	36
	Colored.....	3,825	1,379	169	54	27	27	1,656	60	56	109	132	139
204	Sudden death:												
	Males.....White.....	683	87	6	3	2	2	100	4	5	3	6	9
	Colored.....	347	58	5	2	1	3	69	5	1	5	9	5
	Females.....White.....	375	63	3	2	1		69	3	3	4	4	3
	Colored.....	273	39	4	2		2	47	5	3	7	6	13
205a	Ill-defined:												
	Males.....White.....	1,216	187	68	13	8	4	280	9	6	11	19	8
	Colored.....	668	129	61	17	6	3	216	13	10	9	10	16
	Females.....White.....	768	154	65	16	5	6	246	8	7	10	6	10
	Colored.....	565	116	33	17	4	9	179	9	13	12	29	23
205b	Not specified or unknown:												
	Males.....White.....	2,812	1,349	83	31	11	8	1,482	30	16	22	25	27
	Colored.....	3,240	1,552	117	44	20	19	1,752	41	25	53	66	76
	Females.....White.....	2,055	985	63	17	14	7	1,086	27	13	26	31	23
	Colored.....	2,937	1,224	132	35	23	16	1,430	46	40	90	97	103

437

30 to 34 years	35 to 39 years	40 to 44 years	45 to 49 years	50 to 54 years	55 to 59 years	60 to 64 years	65 to 69 years	70 to 74 years	75 to 79 years	80 to 84 years	85 to 89 years	90 to 94 years	95 to 99 years	100 years and over	Age un- known	List No.
69 3 16 2	85 10 16 2	94 9 11 1	85 9 22 1	84 5 23 2	85 2 26 1	81 2 26	63 3 36	55 2 25 1	37 24 13	27 10	10 2 1	3 2 1			2	188b
37 7 2	31 4 5	40 4 9	18 3 10	33 6 1	20 5	16 3	12 4	9 5 1	2 1 1	1 1	1 1				1	
32 3 9	54 6 11 2	54 5 2 1	67 6 12 1	51 5 17 1	65 2 21 1	65 1 23	51 3 32	46 2 20	35 23 12	27 12	9 2 1	3 2 1			1	
839 85 222 25	924 100 237 25	909 90 261 27	936 108 295 22	857 84 318 24	911 59 314 20	874 50 347 14	776 44 325 10	639 19 265 4	436 18 221 7	249 5 79 4	71 6 34 1	11 10	1 2 3 1		21 9 6 3	188c
60 2	42 1	14	8 1	5 2			3 1	1 1			1 1				2	188d
38 6 3 1	31 9 4	36 6 3 1	47 3 7	53 11 1 2	64 7 7	57 12 5	77 4 10 1	70 4 5 1	41 3 3 1	9 2 1	3 2 1	1 1			2 1	188e, f
54 7 1	59 8 1 1	55 6	43 1	49 5 1	28 3 1	16	14	11	1 1	5 1	1 1	1 1			3	188g
9 2	18 1 2	15 1 1 1	27 2 4	26 1 3	31 1 4	38 4	31 1	31 5	23 1	10 2 1	4 1 1	1 1				189
2		1														190
		1 1		1		4	4		1							192
6 3 1 1	7 4 1	8 1	11 4 2	22 3 1	14 1 2	18 2 2 2	22 4 1	15 2 5 1	16 4 2	10 2 1 2	1 6 3 2	1 1 1		1		193
14 6 4 1	31 7 5 1	36 8 5 1	47 6 7 1	30 4 5 2	31 3 3 1	26 4 4	18 2 9	28 2 8 1	17 3 12	10 1 8	4 1 6	1 4 1	2			194
25 6	11 2 5	16 1 4 1	18 2 2 3	9 3	11 1	7 3 2	4 1	5 2	1 1						3 2 1	195
109 7 5 1	83 10 2	74 5 2	65 4	34 1 1	17 2 4	9	7 1	3		1					1	196
15 3	22 11 3 2	32 4 2 1	33 6 4	32 2 2 1	23 3 10	18 2 16	14 2 21	22 2 15	20 29	14 1 40	11 21	4 11	2 1 1		2 1	201
223 41 22 6	271 43 18 6	265 37 29 10	232 43 19 4	257 41 30 10	194 20 21 2	177 8 14 4	151 10 24 3	94 6 21 1	57 6 33	25 3 26 4	12 3 6 1	8 1 5		1 1	7 6	202
57 87 62 83	90 121 75 152	119 124 83 123	151 151 68 159	213 207 120 165	259 161 109 122	292 166 130 153	388 174 205 140	380 161 191 124	322 150 222 114	205 123 166 97	103 86 109 82	30 60 41 57	5 29 10 29	4 26 9 37	31 48 19 36	
3 13 12 5	15 17 14 16	18 24 18 17	25 27 11 21	45 32 25 28	50 19 28 15	53 33 17 24	111 25 47 15	90 12 34 14	76 16 32 11	34 13 30 4	27 10 12 7	5 4 6 6			4 3 2 2	204
20 18 17 13	27 25 20 27	35 28 28 35	62 38 18 26	76 48 45 32	100 39 39 33	106 34 51 36	139 38 68 23	128 40 54 24	102 30 67 11	56 24 31 17	22 10 81 10	6 10 4 6				